



2016

CRIME ON CAMPUS



Tennessee Bureau of Investigation
CJIS Support Center



BILL HASLAM
Governor

TENNESSEE BUREAU OF INVESTIGATION

901 R.S. Gass Boulevard
Nashville, Tennessee 37216-2639
(615) 744-4000
TDD (615) 744-4001



Mark Gwyn
Director

March 15, 2017

Ladies and Gentlemen:

Pursuant to the 1989 "College and University Security Information Act" (Public Chapter No. 317) enacted by the Tennessee General Assembly, the Tennessee Bureau of Investigation is publishing its annual "Crime on Campus" report. This report presents the nature, volume, and extent of reported crime on the campuses and in the housing of Tennessee colleges and universities during calendar year 2016.

The report is based on data submitted to the TBI through the Tennessee Incident Based Reporting System (TIBRS) program, which collects data on all crimes occurring in Tennessee. All law enforcement agencies, as well as colleges and universities, are mandated to report crime statistics to the TBI. This report is produced from the TIBRS program and comparison statistics are included.

This report will hopefully assist law enforcement, institution administrations, and government officials in planning their efforts in the fight against crime and continue to create an awareness that crime exists as a threat in our communities. The threats to society by criminal activity must be addressed by efforts from all law-abiding citizens as well as law enforcement agencies.

I wish to express my appreciation to all institutions of higher learning that consistently support a unified crime reporting system in Tennessee. The Bureau urges all Tennesseans to continue to cooperate in reporting crime and in applying crime prevention strategies.

Sincerely,

Mark Gwyn
Director



I. Introduction

A. Crime on Campus Program

The “Crime on Campus” reporting program is operated pursuant to the requirements of the “College and University Security Information Act”, (T.C.A. § 49-7-2201, *et. seq.*), enacted by the General Assembly of the State of Tennessee, effective July 1, 1989. The Act requires each institution of higher education to report to the Tennessee Bureau of Investigation data relating to crimes occurring on the campus and in student housing. The Bureau is required to prescribe the reporting form and format for the collection of such data and to publish an annual report of the results of such data submissions from each institution. The Tennessee Incident Based Reporting System (TIBRS) offense classifications are based on FBI definitions, which are used as the national standard for statistical crime reporting.

The primary objective of the reporting program is to inform the Governor, the State and Local Government Committees and Education Committees of the Tennessee House of Representatives and Senate, the General Assembly, other government officials, and the public as to the nature and extent of crime on the campuses of Tennessee’s institutions of higher education. Such a report will also provide law enforcement administrators with criminal statistics for administrative and operational purposes.

The “Crime on Campus Report” was compiled using data from the Tennessee Incident Based Reported System (TIBRS). TIBRS offers the advantage of more accurate reporting of crime statistics than the UCR summary system, which was used in the past. The main difference between TIBRS and UCR summary reporting is that TIBRS will allow more than one crime to be reported per incident, and the UCR summary system allowed the entry of only the most serious crime to be reported. The two systems also differ in the way offenses are defined. Homicide, assault and larceny, for example, are broken down into subcategories in TIBRS while they are established as broad categories in UCR summary reporting. Suicide and attempted suicide, which were collected in UCR summary reports under the *other* category, are not collected under TIBRS. The 2016 Crime on Campus Report includes sections for both analysis and comparison of offenses by year. The definitions of TIBRS Group A offenses will be found in Appendix A, and the definitions for TIBRS Group B offenses will be found in Appendix B. Due to FBI reporting procedures, this report only includes Group B incidents for which there was a clearance by arrest, summons, or citation.

Note: This report is based upon data submitted as of February 28, 2017. As the colleges/universities update their 2016 data, the changes will be reflected at www.tncrimeonline.com.



B. Calculation of Rates

1. **Crime Rate** – Campus population data is tabulated, as shown on the individual institution summaries which follow, based on the 2016 fall term campus population. Such population data takes into account all full-time equivalent (FTE) undergraduate and graduate students, faculty personnel, and security personnel. The rate is calculated per offense category by computing the number of offenses per 1,000 persons included in the campus population and is computed using the following formula:

$$\text{Crime Rate} = \frac{\text{Offenses Reported}}{\text{Total Campus Population}} \times 1,000$$

2. **Clearance Rate** – The percentage of offenses that was cleared is the ratio of “Offenses Cleared” to “Actual Offenses Reported”. It is expressed as a percentage and is computed using the following formula:

$$\text{Percentage Cleared} = \frac{\text{Offenses Cleared}}{\text{Offenses Reported}} \times 100$$

C. Institution Incident Reports

Each report reflects data for the period of January through December 2016, unless otherwise noted. This report reflects fall term campus population and is based on the data provided to the TBI by each institution each month. The monthly reports submitted to TBI are stored in a repository by the CJIS Support Center.

D. Off-Campus Reports

T.C.A. §49-7-2205 states that “The crime statistics shall also include crime data compilations, where available, for crimes against the students of institutions of higher education that are committed within the county where such school is located. Such information shall be taken from incidence/complaint report forms used by state, county and municipal law enforcement agencies that are submitted pursuant to T.C.A. §38-10-102, or voluntarily for purposes of this part. Said incidence/complaint forms shall, when applicable, indicate whether the victim is a student attending an institution of higher education that is located in the county in which the crime occurred and the name of the school attended by such student.”

This law became effective January 1, 1994, and reports are included that were submitted by local law enforcement for calendar year 2016.



II. Overview of 2016 Crime on Campus:

- ❖ Crime reported by Tennessee colleges and universities increased slightly by 0.8% from 2015 to 2016.
 - 6,158 offenses reported in 2016
 - 6,111 offenses reported in 2015
 - 6,404 offenses reported in 2014
 - 6,765 offenses reported in 2013

- ❖ Twenty seven percent of all 2016 offenses reported were categorized as Larceny/Theft. “Theft from A Building” being most often reported at 829 offenses. This is an 8% decrease from the 902 reported in 2015. The overall category of reported “Larceny/Theft” offenses has declined since 2013. Between 2013 and 2016, “Larceny/Theft” offenses decreased 26%.
 - 1,677 offenses reported in 2016
 - 1,753 offenses reported in 2015
 - 2,032 offenses reported in 2014
 - 2,255 offenses reported in 2013

- ❖ The number of Burglaries decreased slightly by 3% from 248 in 2015 to 241 in 2016.
- ❖ Robbery offenses increased by 17% from 24 in 2015 to 28 in 2016.

- ❖ Fraud Offenses increased by 8% in 2016. The Offense of “False Pretenses/Swindle/Con” comprised the largest proportion of reported frauds and decreased 11% from 64 in 2015 to 57 in 2016. However, ‘Impersonation’ increased by 177% from 13 in 2015 to 36 in 2016.

- ❖ Assault Offenses increased by 21% between 2015 and 2016.
 - Aggravated Assault increased 31% from 51 in 2015 to 67 in 2016.
 - Simple Assault increased 23% from 343 in 2015 to 423 in 2016.
 - Intimidation increased by 14% from 213 to 242.

- ❖ The overall category of “Sex Offenses-Forcible” decreased by 27% in 2016. There was a 27% decrease in reported rapes from 62 in 2015 to 45 in 2016.

- ❖ The number of Drug/Narcotics and Drug Equipment Violations increased 18% from 859 in 2015 to 1,011 in 2016.

- ❖ Group B Offenses:
 - Disorderly Conduct arrests increased by 28% from 68 in 2015 to 87 in 2016.
 - Drunkenness decreased slightly by 8% from 186 in 2015 to 171 in 2016.
 - Driving Under the Influence (DUI) offenses decreased by 23% from 83 in 2015 to 64 in 2016.
 - Liquor Law Violations decreased by 20% from 945 in 2015 to 758 in 2016.



**Crime on Campus, Comparison of Offenses by Year
Total Number of Crimes Reported, 2013-2016, by Offense**

Offense Code	Offense Category					Percent Change			Offenses as % of Total				
		2013	2014	2015	2016	2013-2014	2014-2015	2015-2016	2013	2014	2015	2016	
Group A Offenses													
200	Arson	5	6	10	5	20.0%	66.7%	-50.0%		0.1%	0.1%	0.2%	0.1%
	Assault Offenses	701	624	657	794	-11.0%	5.3%	20.9%		10.4%	9.7%	10.8%	12.9%
13A	Aggravated Assault	55	62	51	67	12.7%	-17.7%	31.4%		0.8%	1.0%	0.8%	1.1%
13B	Simple Assault	384	342	343	423	-10.9%	0.3%	23.3%		5.7%	5.3%	5.6%	6.9%
13C	Intimidation	234	173	213	242	-26.1%	23.1%	13.6%		3.5%	2.7%	3.5%	3.9%
13D	Stalking	28	47	50	62	67.9%	6.4%	24.0%		0.4%	0.7%	0.8%	1.0%
510	Bribery	0	0	0	1	-	-	-		0.0%	0.0%	0.0%	0.0%
220	Burglary/Breaking & Entering	417	278	248	241	-33.3%	-10.8%	-2.8%		6.2%	4.3%	4.1%	3.9%
250	Counterfeiting/Forgery	29	38	38	35	31.0%	0.0%	-7.9%		0.4%	0.6%	0.6%	0.6%
290	Destruction/Damage/Vandalism	725	682	617	672	-5.9%	-9.5%	8.9%		10.7%	10.6%	10.1%	10.9%
	Drug/Narcotic Offenses	821	912	859	1,011	11.1%	-5.8%	17.7%		12.1%	14.2%	14.1%	16.4%
35A	Drugs/Narcotics Violation	514	550	538	609	7.0%	-2.2%	13.2%		7.6%	8.6%	8.8%	9.9%
35B	Drug Equipment Violation	307	362	321	402	17.9%	-11.3%	25.2%		4.5%	5.7%	5.3%	6.5%
270	Embezzlement	19	16	12	18	-15.8%	-25.0%	12.0%		0.3%	0.2%	0.2%	0.3%
210	Extortion/Blackmail	3	4	2	6	33.3%	-50.0%	200.0%		0.0%	0.1%	0.0%	0.1%
	Fraud Offenses	116	139	130	140	19.8%	-6.5%	7.7%		1.7%	2.2%	2.1%	2.3%
26A	False Pretenses/Swindle/Con	55	82	64	57	49.1%	-22.0%	-10.9%		0.8%	1.3%	1.0%	0.9%
26B	Credit Card/ATM	40	33	42	40	-17.5%	27.3%	-4.8%		0.6%	0.5%	0.7%	0.6%
26C	Impersonation	19	21	13	36	10.5%	-38.1%	176.9%		0.3%	0.3%	0.2%	0.6%
26D	Welfare Fraud	0	0	0	0	-	-	-		0.0%	0.0%	0.0%	0.0%
26E	Wire Fraud	2	3	11	7	50.0%	266.7%	-36.4%		0.0%	0.0%	0.2%	0.1%
	Gambling Offenses	4	5	2	0	25.0%	-60.0%	-100.0%		0.1%	0.1%	0.0%	0.0%
39A	Betting/Wagering	4	4	2	0	0.0%	-50.0%	-100.0%		0.1%	0.1%	0.0%	0.0%
39B	Operation/Promoting/Assisting	0	0	0	0	-	-	-		0.0%	0.0%	0.0%	0.0%
39C	Gambling Equipment Violation	0	1	0	0	-	-	-		0.0%	0.0%	0.0%	0.0%
39D	Sports Tampering	0	0	0	0	-	-	-		0.0%	0.0%	0.0%	0.0%
	Homicide Offenses	0	1	1	0	-	100.0%	-		0.0%	0.0%	0.0%	0.0%
09A	Murder/Nonnegligent Manslaughter	0	1	1	0	-	100.0%	-		0.0%	0.0%	0.0%	0.0%
09B	Negligent Manslaughter	0	0	0	0	-	-	-		0.0%	0.0%	0.0%	0.0%
	Human Trafficking	0	0	0	0	-	-	-		-	-	-	0.0%
64A	Commercial Sex Acts	0	0	0	0	-	-	-		-	-	-	0.0%
64B	Involuntary Servitude	0	0	0	0	-	-	-		-	-	-	0.0%
100	Kidnapping/Abduction	4	10	2	11	150.0%	-80.0%	-450.0%		0.1%	0.2%	0.0%	0.2%
	Larceny/Theft Offenses	2,255	2,032	1,753	1,677	-9.9%	-13.7%	-4.3%		33.3%	31.7%	28.7%	27.2%
23A	Pocket-Picking	7	7	5	0	0.0%	-28.6%	-100.0%		0.1%	0.1%	0.1%	0.0%
23B	Purse-Snatching	1	1	4	1	0.0%	300.0%	-75.0%		0.0%	0.0%	0.1%	0.0%
23C	Shoplifting	38	58	66	75	52.6%	13.8%	13.6%		0.6%	0.9%	1.1%	1.2%
23D	Theft from Building	1,313	1,149	902	829	-12.5%	-21.5%	-8.1%		19.4%	17.9%	14.8%	13.5%
23E	Theft from Coin Machine	10	18	5	8	80.0%	-72.2%	60.0%		0.1%	0.3%	0.1%	0.1%
23F	Theft from Motor Vehicle	318	262	253	276	-17.6%	-3.4%	9.1%		4.7%	4.1%	4.1%	4.5%
23G	Theft of Motor Vehicle Parts	92	80	71	75	-13.0%	-11.3%	5.6%		1.4%	1.2%	1.2%	1.2%
23H	All Other Larceny	476	457	447	413	-4.0%	-2.2%	-7.6%		7.0%	7.1%	7.3%	6.7%



**Crime on Campus, Comparison Of Offenses by Year
Total Number of Crimes Reported, 2013-2016, by Offense**

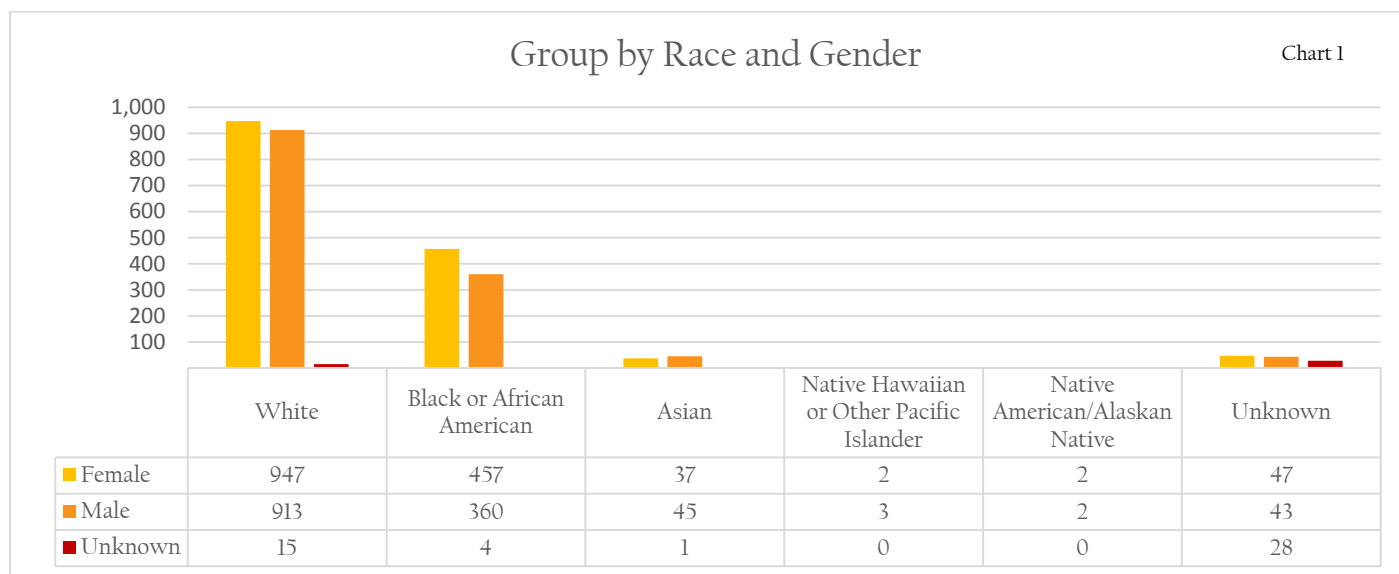
Offense Code	Offense Category					Percent Change			Offenses as % of Total			
		2013	2014	2015	2016	2013-2014	2014-2015	2015-2016	2013	2014	2015	2016
240	Motor Vehicle Theft	39	54	37	53	38.5%	-31.5%	43.2%	0.6%	0.8%	0.6%	0.9%
370	Pornography/Obscene Material	1	3	1	3	-	-66.7%	200.0%	0.0%	0.0%	0.0%	0.0%
	Prostitution Offenses	1	1	2	0	-	100.0%	-100.0%	0.0%	0.0%	0.0%	0.0%
40A	Prostitution	0	0	0	0	-	-	-	0.0%	0.0%	0.0%	0.0%
40B	Assisting/Promotion Prostitution	0	1	0	0	-	-	-	0.0%	0.0%	0.0%	0.0%
40C	Purchasing Prostitution	1	0	2	0	-	-	-	-	-	-	0.0%
120	Robbery	45	29	24	28	-35.6%	-17.2%	16.7%	0.7%	0.5%	0.4%	0.5%
	Sex Offenses, Forcible	54	97	132	97	79.6%	36.1%	-26.5%	0.8%	1.5%	2.2%	1.6%
11A	Forcible Rape	28	53	62	45	89.3%	17.0%	-27.4%	0.4%	0.8%	1.0%	0.7%
11B	Forcible Sodomy	7	4	11	5	-42.9%	175.0%	-54.5%	0.1%	0.1%	0.2%	0.1%
11C	Sexual Assault with an Object	1	5	7	5	400.0%	40.0%	-28.6%	0.0%	0.1%	0.1%	0.1%
11D	Forcible Fondling	18	35	52	42	94.4%	48.6%	-19.2%	0.3%	0.5%	0.9%	0.7%
	Sex Offenses, Nonforcible	1	0	0	1	-	-	-	0.0%	0.0%	0.0%	0.0%
36A	Incest	0	0	0	0	-	-	-	0.0%	0.0%	0.0%	0.0%
36B	Statutory Rape	1	0	0	1	-	-	-	0.0%	0.0%	0.0%	0.0%
280	Stolen Property Offenses	11	3	2	0	-72.7%	-33.3%	-100.0%	0.2%	0.0%	0.0%	0.0%
520	Weapon Law Violations	58	45	53	51	-22.4%	17.8%	-3.8%	0.9%	0.7%	0.9%	0.8%
	Group A Total	5,309	4,979	4,582	4,844	-6.2%	-8.0%	5.7%	78.5%	77.7%	75.0%	78.7%
	Group B Offenses											
90A	Bad Checks	1	2	0	0	100.0%	-100.0%	-	0.0%	0.0%	0.0%	0.0%
90B	Curfew/Loitering/Vagrancy	4	5	1	3	25.0%	-80.0%	200.0%	0.1%	0.1%	0.0%	0.0%
90C	Disorderly Conduct	103	67	68	87	-35.0%	1.5%	27.9%	1.5%	1.0%	1.1%	1.4%
90D	Driving Under the Influence	146	93	83	64	-36.3%	-10.8%	-22.9%	2.2%	1.5%	1.4%	1.0%
90E	Drunkenness	281	235	186	171	-16.4%	-20.9%	-8.1%	4.2%	3.7%	3.0%	2.8%
90F	Family Offenses, Nonviolent	1	4	1	2	300.0%	-75.0%	100.0%	0.0%	0.1%	0.0%	0.0%
90G	Liquor Law Violations	668	738	945	758	10.5%	28.0%	-19.8%	9.9%	11.5%	15.5%	12.3%
90H	Peeping Tom	0	0	2	0	-	-	-	0.0%	0.0%	0.0%	0.0%
90J	Trespass of Real Property	200	194	169	137	-3.0%	-12.9%	-18.9%	3.0%	3.0%	2.8%	2.2%
90Z	All Other Offenses	52	87	74	92	67.3%	-14.9%	24.3%	0.8%	1.4%	1.2%	1.5%
	Group B Total	1,456	1,425	1,529	1,314	-2.1%	7.3%	-14.1%	21.5%	22.3%	25.0%	21.3%
	Total Crimes for the Year	6,765	6,404	6,111	6,158	-5.3%	-4.6%	0.8%	100.0%	100.0%	100.0%	100.0%

Footnote: 1) The number zero (0) is defined as infinite by basic mathematical rules and is not divisible. Therefore, all calculations in the analysis using zero (0) result in an undefined result (-).

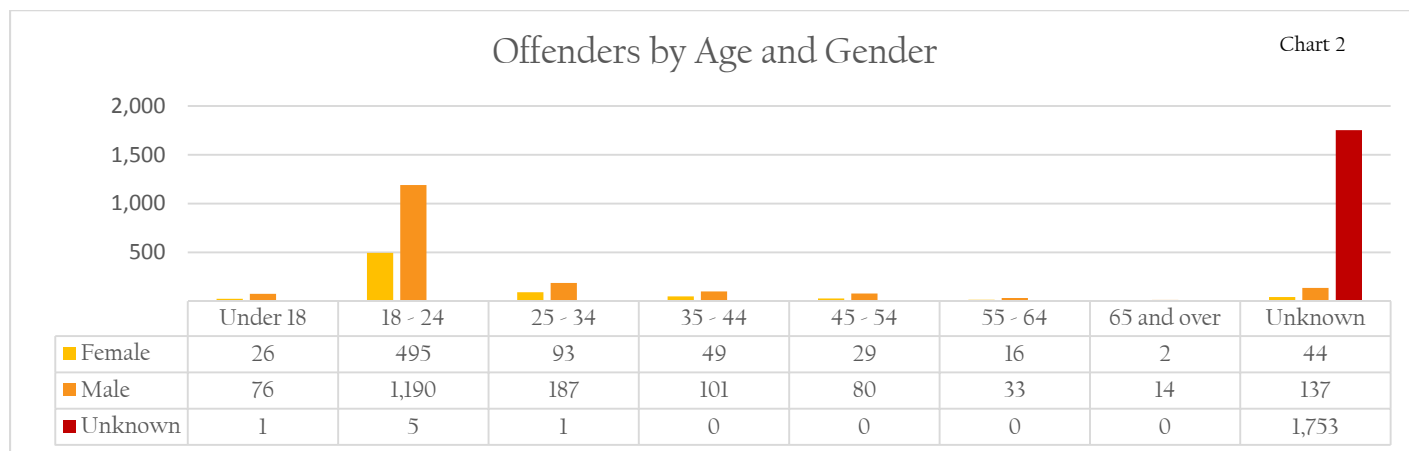


Group A Victims and Offenders

Analysis of victims of Group A offenses reported to TIBRS in 2016 by colleges and universities found that females were most frequently victimized at 51%, while males accounted for 47% of reported victims. In both males and females, individuals identified as White (65%) were victimized most frequently. Individuals identified as Black or African American (28%) were victimized two times less than White individuals. In comparison to other races, the rate of White victims were nineteen times the rate of all other races. There were a total of 48 victims (29%) documented as having an Unknown gender, 118 victims' (61%) race was Unknown, 28 victims (14%) had an Unknown race and Unknown gender.



Upon reviewing Group A offender information as reported by colleges and universities, several noteworthy points were identified. Males were found to be more than two times more likely to offend than females in 2016. Offenders with known gender but unknown race totaled 181 (4%). Of the offenders with a known age, individuals 18 to 24 years old constituted the largest age group of offenders for both males and females (39%). Juveniles (individuals under age 18) made up 2% of all 2016 Group A offenders.



Offenders identified as White (1,309) accounted for 30% of known offenders, Black or African-Americans accounted for an additional (1,121) 26% and offenders with unknown gender and unknown age accounted for (1,753) 42%.



Victim to Offender Relationships

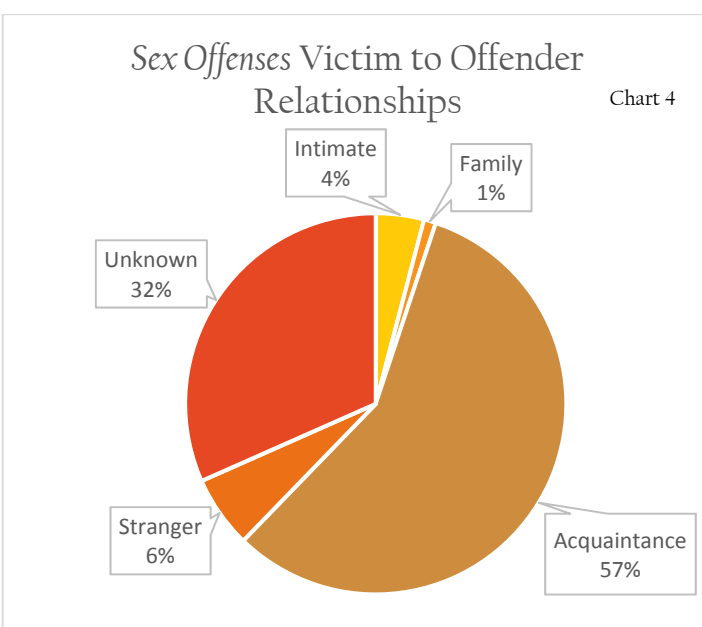
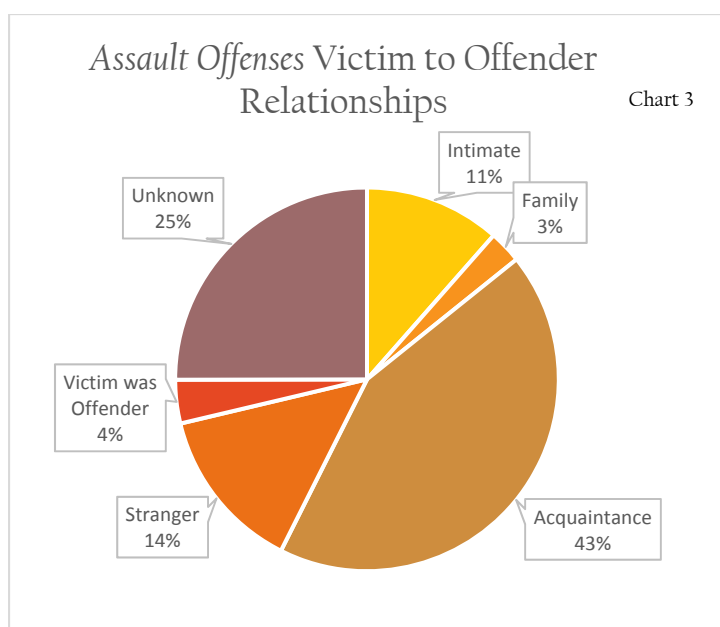
The TIBRS data element *Victim to Offender Relationship* is collected in all offenses considered to be Crimes Against Persons and Robbery. Collection of this information is beneficial when attempting to identify a connection, if any, between a specific victim and their offender. Some of the relationship types include: Spouse, Ex-Spouse, Child, Friend, Neighbor, Boyfriend/Girlfriend, Unknown, and Stranger.

There were 980 victim to offender relationships reported in 2016. Of these, acquaintances were most frequent with 44% of the reported relationships, whereas only 11% had a relationship classified as intimate.

Offense Category	Intimate	Family	Acquaintance	Stranger	Victim was Offender	Unknown
Kidnapping/Abduction	5	0	3	1	0	2
Forcible Rape	4	1	29	0	0	12
Forcible Sodomy	0	0	4	0	0	1
Sexual Assault w/object	0	0	2	2	0	1
Forcible Fondling	0	0	21	4	0	17
Aggravated Assault	3	1	26	23	4	17
Simple Assault	77	13	195	46	28	97
Intimidation	14	9	119	33	0	67
Stalking	5	1	35	4	0	17
Robbery	1	0	1	15	0	20
Total	109	25	435	128	32	251

Sixty-one percent of victims (601) knew their offenders in some capacity, whereas 128 or 13% were reported as strangers. There were 251 victims (26%) with an unknown relationship to their offender.

Simple Assault was the most frequently reported offense with a victim to offender relationship. Of the 456 relationships reported with Simple Assaults, 69% of victims knew their offender.



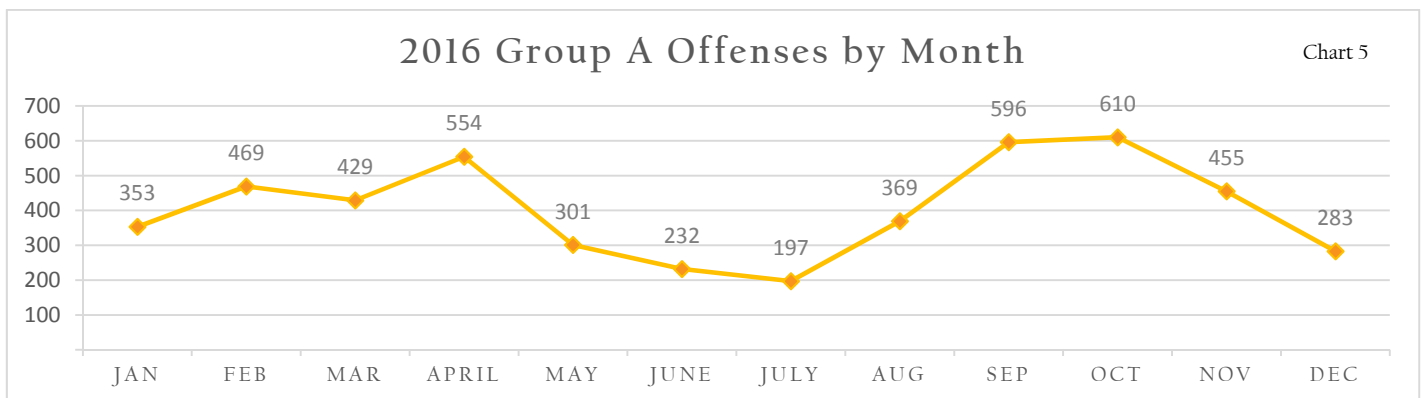
Additional Group A Analysis

In addition to type of offense, TIBRS also collects the location in which the offense occurs. Colleges and universities across the state reported numerous crime locations. The most frequently reported location was “School-College/University” accounting for 30% of all locations. The next most frequently reported locations were “Residence/Home” accounting for an additional 28% and “Parking Lot/Garage” with 17%.

Essentially, a location type should be reported to show where each incident occurred. For the purpose of this report, the “All Other” location type includes the following: Campground, Cemetery, Farm Facility, Lake/Waterway, Shelter, Rest Area, etc.

Monthly Group A comparisons of 2016 TIBRS is displayed in chart 5. Data showed the largest spike in offenses committed from month to month on college campuses occurred in October showing a total of 610 offenses. There was also a notable decline between April and July with a difference of 357 offenses. The months with the lowest reported crimes were June and July— when enrollment at colleges is low for the summer months.

Number of Crimes	Type of Location
1,478	School - College/University
1,371	Residence/Home
830	Parking Lot/Garage
416	Hospital
283	Highway/Road/Alley
73	Arena/Stadium/Fairgrounds/Coliseum
68	Restaurant
61	Department/Discount Store
47	Specialty store (TV, Fur, etc.)
44	Doctor's Office
44	Government/Public Building
34	Locker Room
23	Library
21	Commercial/Office Building
20	Construction Site
19	Field/Woods
19	Other/Unknown
16	Movie Theater
15	All Other
14	Park/Playground
11	School - Elementary/Secondary
9	Bank/Savings and Loan
9	Community Center
8	Convenience Store
5	Pharmacy
5	Church/Synagogue/Temple
5	Cyberspace
4	Shopping Mall
4	Daycare Facility
3	ATM Machine Separate from Bank
3	Rental Storage Facility
3	Abandoned/Condemned Structure
2	Air/Bus/Train Terminal



Violent Crime Comparison

Offense Code	Offense Category	2013	2014	2015	2016	Percent Change 2015-2016
09A	Murder/Nonnegligent Manslaughter	0	1	1	0	-100%
13A	Aggravated Assault	55	62	51	67	31%
100	Kidnapping/Abduction	4	10	2	11	450%
120	Robbery	45	29	24	28	17%
11A	Forcible Rape	28	53	62	45	-27%
11B	Forcible Sodomy	7	4	11	5	-55%
11C	Sexual Assault with an Object	1	5	7	5	-29%
11D	Forcible Fondling	18	35	52	42	-19%
Total Violent Crimes		158	199	210	203	-3%

The total number of Violent Crimes reported in 2016 decreased by 3%. However, from 2015 to 2016, Aggravated Assault increased by 31%.

Weapons Used in Violent Crimes

Offense Code	Offense Category	Weapon Type												
		Firearm/Firearm (Type not Stated)	Firearm - Other	Handgun	Rifle - Automatic	Knife/Cutting Instrument	Shotgun	Blunt Object (Club, Hammer, etc.)	Motor Vehicle as Weapon	Drugs	Personal Weapons	Other & Unknown		
13A	Aggravated Assault	0	1	14	9	3	7	0	6	7	0	14	16	
11A	Forcible Rape	0	0	0	0	0	0	0	0	0	0	27	2	
11B	Forcible Sodomy	0	0	0	0	0	0	0	0	0	0	2	0	
11C	Sexual Assault with an Object	0	0	0	0	0	0	0	0	0	0	5	0	
11D	Forcible Fondling	0	0	0	0	0	0	0	0	0	0	25	5	
100	Kidnapping/Abduction	0	0	0	0	0	0	0	0	0	0	9	0	
120	Robbery	1	0	7	3	0	1	2	0	0	1	10	2	
Total		1	1	21	12	3	8	2	6	7	1	92	25	

Certain TIBRS offenses require a weapon type be documented during reporting. TIBRS captures information concerning various weapons being used to commit crime in the state of Tennessee. Personal Weapons (hands, fist, feet, etc.) were most often reported (51%) as the Weapon Type in violent crimes by colleges and universities in 2016. Firearms accounted for an additional 22% of weapons used in violent crimes.

Although TIBRS requires each entry to be the most specific, weapon types and use of force categories are based upon the types of weapons available for selection within the program criteria. For the purpose of this report, “Other” and “Unknown” were combined— accounting for 14% of weapons used in violent crimes in 2016.



Non-Violent Crime Comparison

Non-Violent Crime Comparison									
Offense Code	Offense Category					Percent Change			
		2013	2014	2015	2016	2013-2014	2014-2015	2015-2016	
200	Arson	5	6	10	5	20.0%	66.7%	-50.0%	
13B	Simple Assault	384	342	343	423	-10.9%	0.3%	23.3%	
13C	Intimidation	234	173	213	242	-26.1%	23.1%	13.6%	
13D	Stalking	28	47	50	62	67.9%	6.4%	24.0%	
510	Bribery	0	0	0	1	-	-	-	
220	Burglary/ Breaking & Entering	417	278	248	241	-33.3%	-10.8%	-2.8%	
250	Counterfeiting/Forgery	29	38	38	35	31.0%	0.0%	-7.9%	
290	Destruction/Damage/Vandalism	725	682	617	672	-5.9%	-9.5%	8.9%	
35A	Drugs/Narcotics Violation	514	550	538	609	7.0%	-2.2%	13.2%	
35B	Drug Equipment Violation	307	362	321	402	17.9%	-11.3%	25.2%	
270	Embezzlement	19	16	12	18	-15.8%	-25.0%	50.0%	
210	Extortion/Blackmail	3	4	2	6	33.3%	-50.0%	200.0%	
26A	False Pretenses/Swindle/Con	55	82	64	57	49.1%	-22.0%	-10.9%	
26B	Credit Card/ATM	40	33	42	40	-17.5%	27.3%	-4.8%	
26C	Impersonation	19	21	13	36	10.5%	-38.1%	176.9%	
26D	Welfare Fraud	0	0	0	0	-	-	-	
26E	Wire Fraud	2	3	11	7	50.0%	266.7%	-36.4%	
39A	Betting/Wagering	4	4	2	0	0.0%	-50.0%	-100.0%	
39B	Operation/Promoting/Assisting	0	0	0	0	-	-	-	
39C	Gambling Equipment Violation	0	1	0	0	-	-	-	
39D	Sports Tampering	0	0	0	0	-	-	-	
09B	Negligent Manslaughter	0	0	0	0	-	-	-	
64A	Commercial Sex Acts	-	0	0	0	-	-	-	
64B	Involuntary Servitude	-	0	0	0	-	-	-	
23A	Pocket-Picking	7	7	5	0	0.0%	-28.6%	-100.0%	
23B	Purse-Snatching	1	1	4	1	0.0%	300.0%	-75.0%	
23C	Shoplifting	38	58	66	75	52.6%	13.8%	13.6%	
23D	Theft from Building	1,313	1,149	902	829	-12.5%	-21.5%	-8.1%	
23E	Theft from Coin Machine	10	18	5	8	80.0%	-72.2%	60.0%	
23F	Theft from Motor Vehicle	318	262	253	276	-17.6%	-3.4%	9.1%	
23G	Theft of Vehicle Parts	92	80	71	75	-13.0%	-11.3%	5.6%	
23H	All Other Larceny	476	457	447	413	-4.0%	-2.2%	-7.6%	
240	Motor Vehicle Theft	39	54	37	53	38.5%	-31.5%	43.2%	
370	Pornography/Obscene Material	1	3	1	3	200.0%	-66.7%	200.0%	
40A	Prostitution	0	1	0	0	-	-100.0%	-	
40B	Assisting/Promotion Prostitution	0	1	0	0	-	-	-	
40C	Purchasing Prostitution	1	0	2	0	-	-	-	
36A	Incest	0	0	0	0	-	-	-	
36B	Statutory Rape	1	0	0	1	-	-	-	
280	Stolen Property Offenses	11	3	2	0	-72.7%	-33.3%	-100.0%	
520	Weapon Law Violations	58	45	53	51	-22.4%	17.8%	-3.8%	
90A	Bad Checks	1	2	0	0	100.0%	-100.0%	-	
90B	Curfew/Loitering/Vagrancy	4	5	1	3	25.0%	-80.0%	200.0%	
90C	Disorderly Conduct	103	67	68	87	-35.0%	1.5%	27.9%	
90D	Driving Under the Influence	146	93	83	64	-36.3%	-10.8%	-22.9%	
90E	Drunkenness	281	235	186	171	-16.4%	-20.9%	-8.1%	
90F	Family Offenses, Nonviolent	1	4	1	2	300.0%	-75.0%	100.0%	
90G	Liquor Law Violation	668	738	945	758	10.5%	28.0%	-19.8%	
90H	Peeping Tom	0	0	2	0	-	-	-100.0%	
90J	Trespass of Real Property	200	194	169	137	-3.0%	-12.9%	-18.9%	
90Z	All Other Offenses	52	87	74	92	67.3%	-14.9%	24.3%	
Total Non-Violent Crimes		6,607	6,206	5,901	5,955	-6.1%	-4.9%	0.9%	

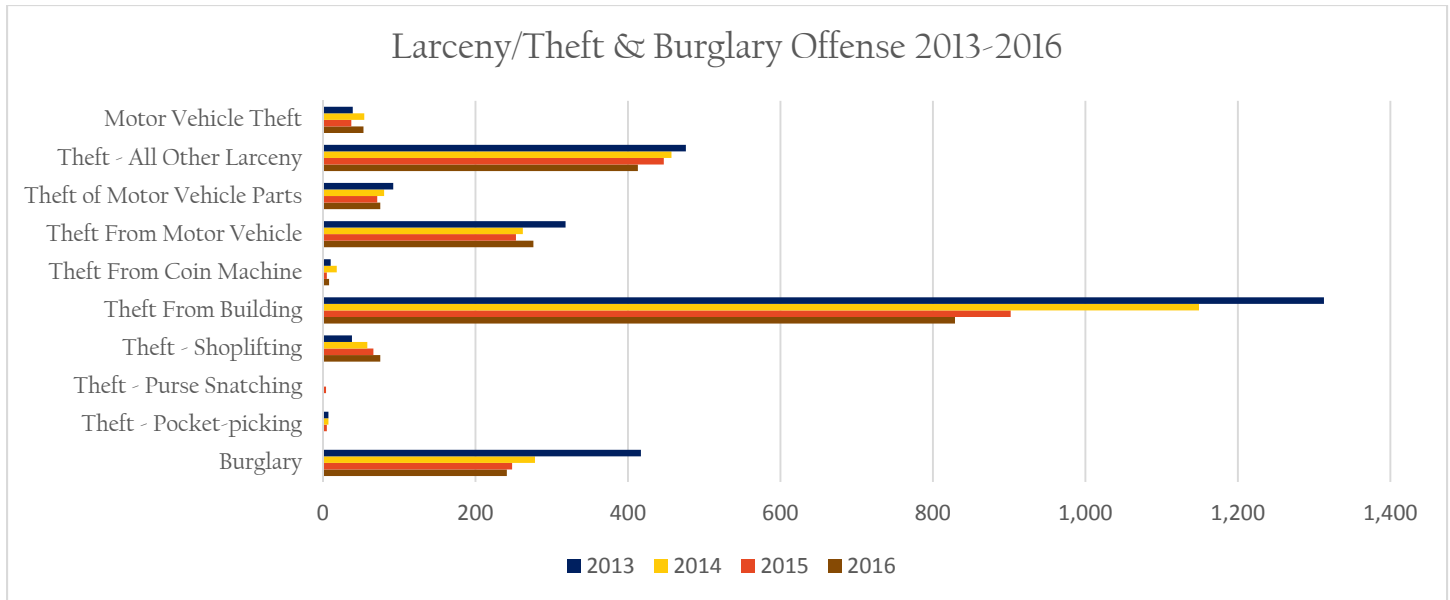
Footnote: The number zero (0) is defined as infinite by basic mathematical rules and is not divisible. Therefore, all calculations in the analysis using zero (0) result in an undefined result (-).



Larceny/Theft & Burglary Offenses

Larceny/Theft and Burglary offenses accounted for the greatest majority (31%) of 2016 offenses reported by colleges and universities in the state of Tennessee. Review of the data reveals that Theft from a Building was the offense reported with the highest frequency but has declined over the years, showing a 28% decrease since 2014 (1,149).

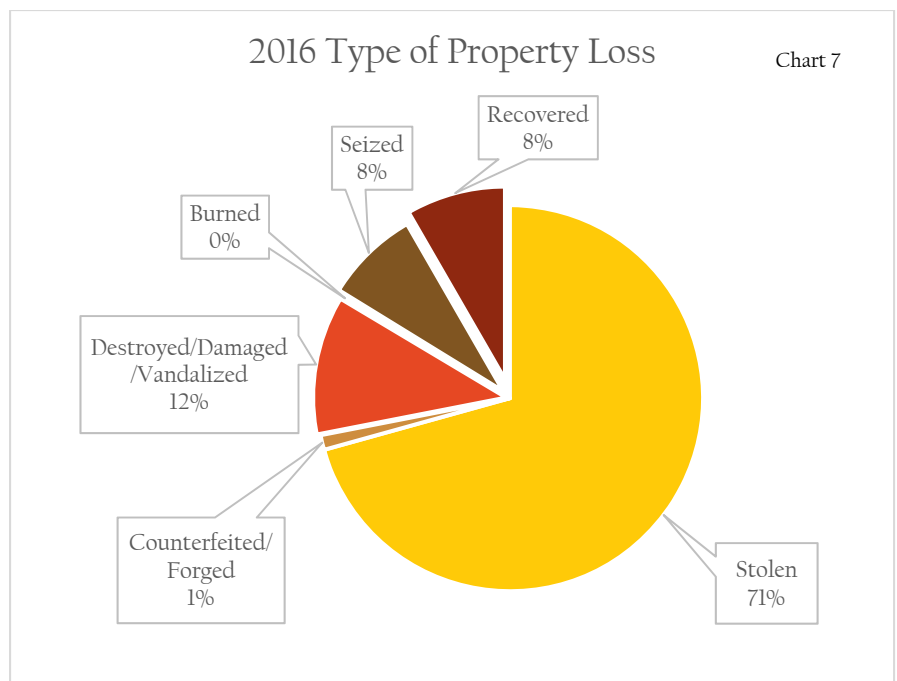
For the purposes of this report, Motor Vehicle Theft (53) also was included in the analysis of Larceny offenses. The number of reported Motor Vehicle Thefts at college campuses increased from 37 in 2015 to 53 in 2016. Theft from Motor Vehicle (276) increased slightly in 2016 by 9.1%



The majority of the property descriptions reported as Stolen decreased from 2015 to 2016.

The number of Computer Hardware and Software stolen decreased, from 18,742 in 2015 to 15,329 in 2016. An overall total of 347 Textbooks were reported stolen in 2016.

TIBRS property data categories continue to be added. As a result, items reported in the "Other" category continues to show a decrease from 31,239 in 2015 to 28,892 in 2016 as more descriptive categories are added.



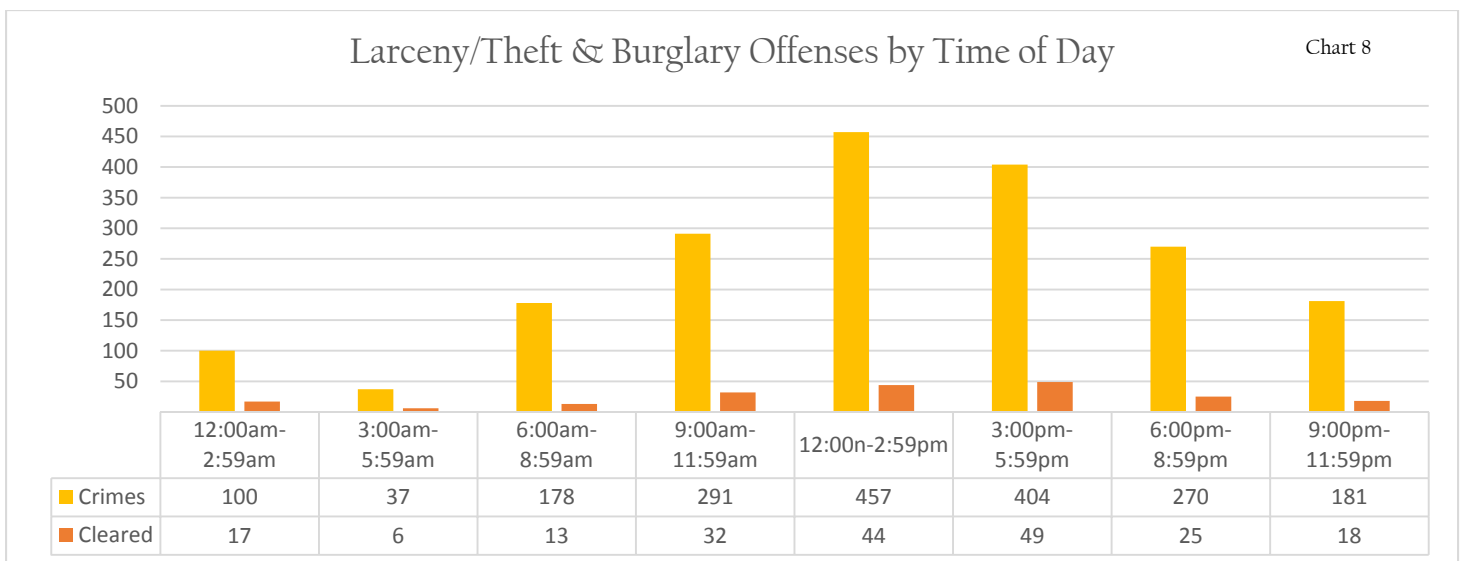
Larceny/Theft & Burglary Offenses continued

Offense categories of Larceny/Theft and Burglary were combined to explore the locations and time of day these crimes most commonly occurred in 2016 at colleges and universities.

Identifying the location in which the crime occurred provides detailed information, such as crime patterns and trends. The most commonly reported locations where Larceny/Theft and Burglary offenses occurred (other than School-College/University) were Parking Lot/Garage (384) and Residence/Home (342). The table (to the right) details the various locations along with the number of 2016 Larceny/Theft and Burglary crimes reported in each location.

Chart 8 depicts the Larceny/Theft and Burglary crimes committed and cleared (e.g., the offender was arrested) by time of day. Most Larceny and Burglary offenses happened between the hours of 12:00pm and 5:59pm.

Larceny/Theft & Burglary Offenses By Location	
Crimes	Type Of Location
749	School - College/University
384	Parking Lot/Garage
342	Residence/Home
146	Hospital
67	Highway/Road/Alley
39	Department/Discount Store
38	Restaurant
36	Arena/Stadium/Fairgrounds/Coliseum
33	Specialty store (TV, Fur, etc.)
33	Government/Public Building
32	Doctor's Office
31	Locker Room
18	Library
13	Commercial/Office Building
10	Construction Site
9	Field/Woods
8	Community Center
7	School - Elementary/Secondary
6	Movie Theater
6	Other/Unknown
5	Convenience Store
4	Daycare Facility
3	Church/Synagogue/Temple
2	Rental Storage Facility
2	Shopping Mall
2	Park/Playground
1	ATM Machine Separate from Bank
1	Bank/Savings and Loan
1	Grocery/Supermarket
1	Pharmacy
1	Cemetery



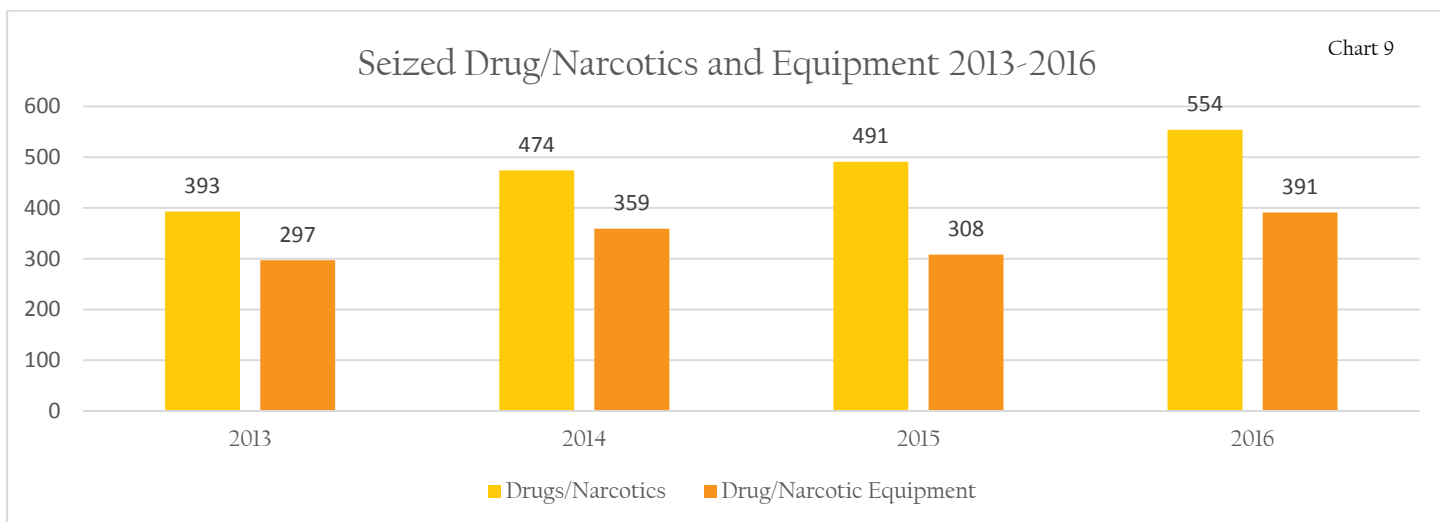
Drug/Narcotics & Equipment Offenses

Drug/Narcotic & Equipment Offenses by Location	
Offenses	Type Of Location
562	Residence/Home
125	Highway/Road/Alley
120	Hospital
112	School - College/University
81	Parking Lot/Garage
5	Other/Unknown
2	Restaurant
2	Field/Woods
2	Lake/Waterway
2	Arena/Stadium/Fairgrounds/Coliseum
2	Camp/Campground
1	Department/Discount Store
1	Rental Storage Facility
1	Service/Gas Station
1	Specialty store (TV, Fur, etc.)
1	School - Elementary/Secondary
1	Government/Public Building
1	Construction Site

Drug/Narcotics Violation offenses increased from 2015 to 2016 by 13%. The number of Drug Equipment Violation offenses also increased by 25%. Overall, the number of drug offenses reported in 2016 by colleges and universities increased by 18%.

Specific locations (to the left) were documented in Drug/Narcotic and Equipment offenses. The most frequently reported location category in 2016 was “Residence/Home” (562) followed by “Highway/Road/Alley” (125).

An additional analysis of offender demographics of race and gender revealed that white males were the most frequent offender for drug-related crimes at 58%. Across all races, males (687) had a much higher frequency of committing drug-related crimes than females (288). Offenders with an unknown gender and unknown race accounted for only 3% (15).

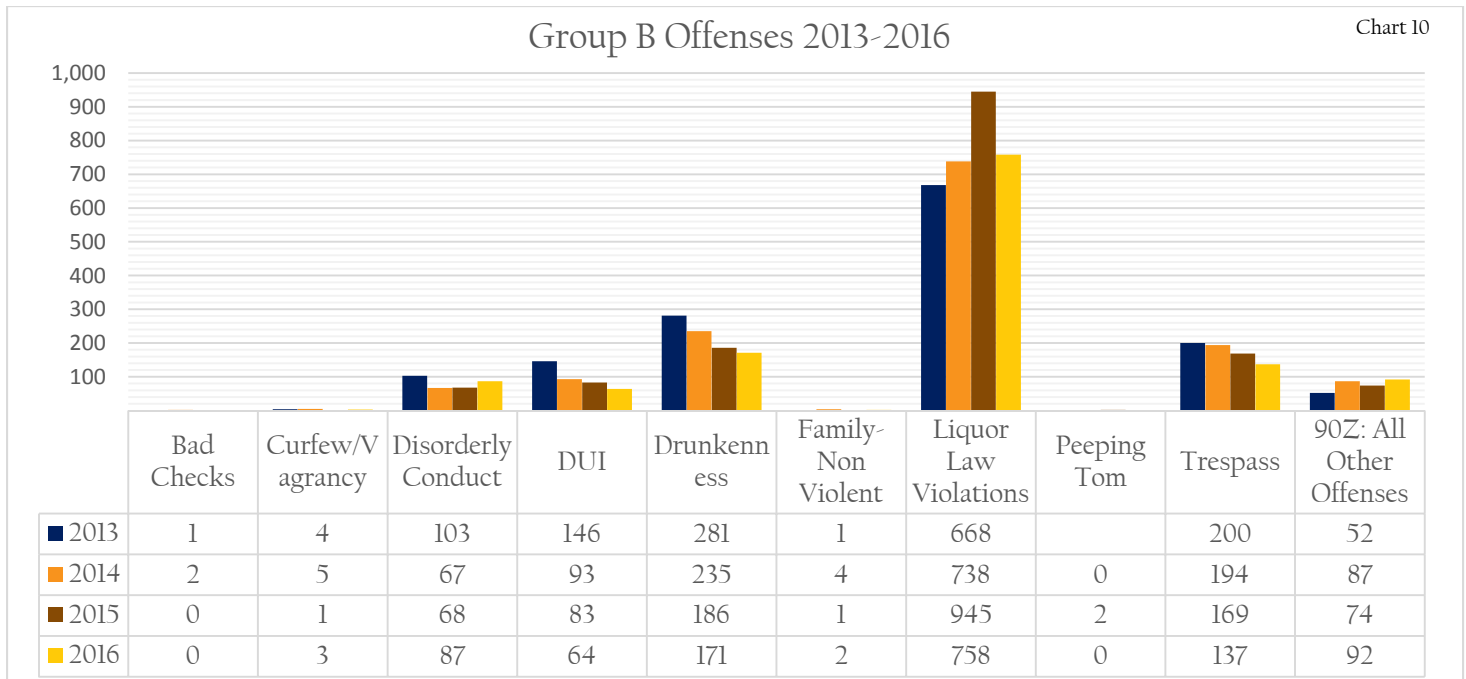


The reported number of seized property with the description of Drugs/Narcotics Equipment (391) increased by 27% from 2015 to 2016. The number of seized Drug/Narcotics slightly increased from 474 in 2014 to 491 in 2015 — showing an overall 13% increase for 2015 -2016.

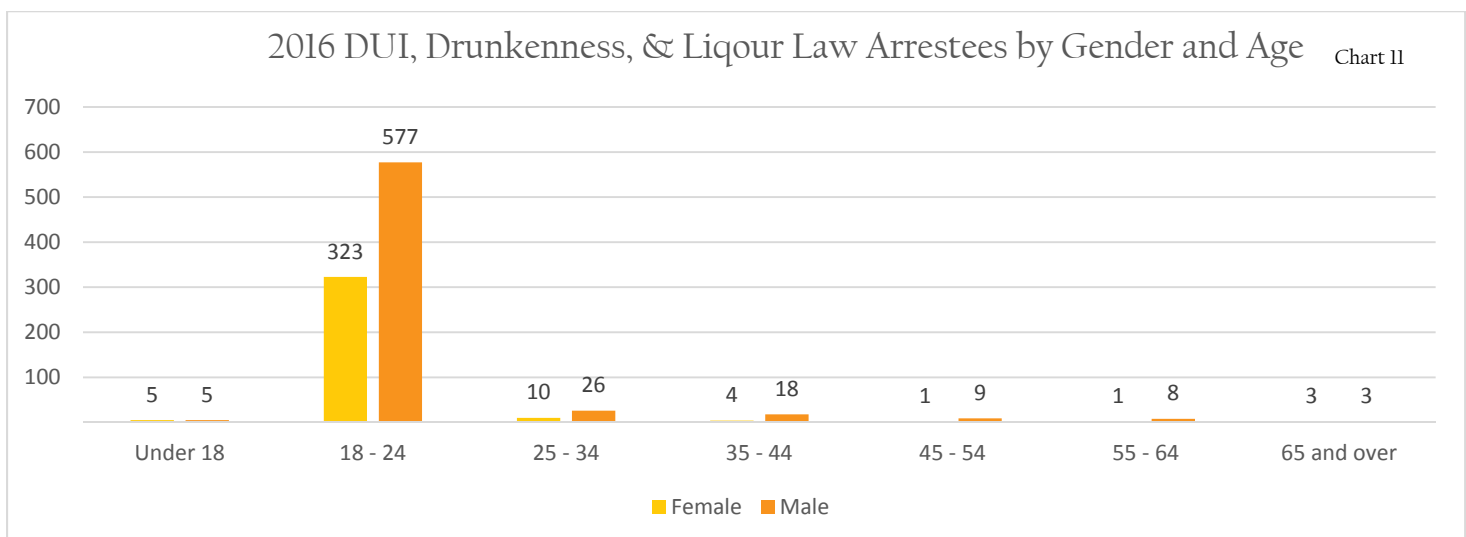


Group B Offenses

Group B offenses accounted for 21% of all crimes reported by colleges and universities to TIBRS in 2016. The total number of Group B offenses decreased from 1,529 in 2015 to 1,314 in 2016 (-14%). Liquor Law violations continued to be the greatest majority of Group B offenses each year; however, a decrease of 20% from 2015-2016 is displayed in chart 10.



DUI, Drunkenness & Liquor Law Offenses



Driving Under the Influence, Drunkenness, and Liquor Law Violations were combined to examine alcohol-related crimes reported by Colleges and Universities in 2016.



DUI, Drunkenness, & Liquor Law Offenses continued

Data revealed an 18% decrease in alcohol-related crimes from 1,214 in 2015 to 993 in 2016. The age category of 24 and under had the most alcohol-related arrests with 910 arrestees (Chart 12), while the age category of 25 and over contributed 83 arrests.



Equally important, DUI showed the largest decrease (23%) from 83 in 2015 to 64 in 2016. Liquor Law Violation arrests also decreased by 20% from 2015 to 2016. Male arrestees (577) in this category outnumbered females (323). In addition, 18 and 19-year-old males were the most prevalent offenders accounting for 400 arrestees in this age group category.

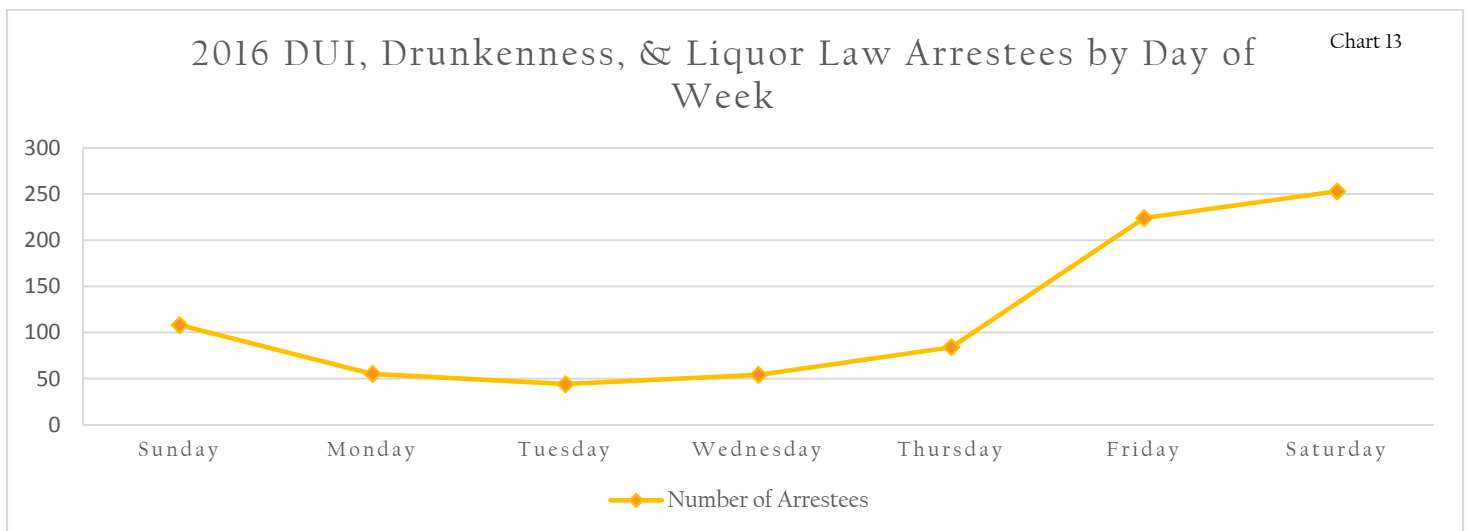


Chart 13 above displays the frequency of alcohol-related offenses by day of the week— Saturday showing the highest frequency day of week in 2016.





2016

CRIME ON CAMPUS

- On-Campus Institutions

Aquinas College - 2016

GROUP A OFFENSES	Offense	Rate per 1,000	Cleared	% Cleared
Homicide Offenses (Total)	0	0.0	0	0.0
Murder	0	0.0	0	0.0
Negligent Manslaughter	0	0.0	0	0.0
Negligent Vehicular Manslaughter	0	0.0	0	0.0
Kidnapping/Abduction	0	0.0	0	0.0
Sex Offenses (Forcible) (Total)	0	0.0	0	0.0
Forcible Rape	0	0.0	0	0.0
Forcible Sodomy	0	0.0	0	0.0
Sexual Assault W/Object	0	0.0	0	0.0
Forcible Fondling	0	0.0	0	0.0
Robbery	0	0.0	0	0.0
Assault Offenses (Total)	0	0.0	0	0.0
Aggravated Assault	0	0.0	0	0.0
Simple Assault	0	0.0	0	0.0
Intimidation	0	0.0	0	0.0
Stalking	0	0.0	0	0.0
Arson	0	0.0	0	0.0
Extortion/Blackmail	0	0.0	0	0.0
Burglary	1	12.7	0	0.0
Larceny/Theft Offenses (Total)	1	12.7	0	0.0
Theft - Pocket-picking	0	0.0	0	0.0
Theft - Purse Snatching	0	0.0	0	0.0
Theft - Shoplifting	0	0.0	0	0.0
Theft From Building	0	0.0	0	0.0
Theft From Coin Machine	0	0.0	0	0.0
Theft From Motor Vehicle	0	0.0	0	0.0
Theft of Motor Vehicle Parts	0	0.0	0	0.0
Theft - All Other Larceny	1	12.7	0	0.0
Motor Vehicle Theft	0	0.0	0	0.0
Counterfeiting/Forgery	0	0.0	0	0.0
Fraud Offenses (Total)	0	0.0	0	0.0
Fraud - Computer Hacking/Invasion	0	0.0	0	0.0
Fraud - Credit Card/ATM	0	0.0	0	0.0
Fraud - False Pretenses	0	0.0	0	0.0
Fraud - Identity Theft	0	0.0	0	0.0
Fraud - Impersonation	0	0.0	0	0.0
Fraud - Welfare	0	0.0	0	0.0
Fraud - Wire	0	0.0	0	0.0
Embezzlement	0	0.0	0	0.0
Stolen Property Offenses	0	0.0	0	0.0
Destruction/Damage/Vandalism	0	0.0	0	0.0
Drug/Narcotic Violations (Total)	0	0.0	0	0.0
Drug/Narcotic Violations	0	0.0	0	0.0
Drug/Narcotic Equipment Violations	0	0.0	0	0.0

GROUP A OFFENSES	Offense	Rate per 1,000	Cleared	% Cleared
Sex Offenses (Nonforcible) (Total)	0	0.0	0	0.0
Incest	0	0.0	0	0.0
Statutory Rape	0	0.0	0	0.0
Pornography/Obscene Material	0	0.0	0	0.0
Gambling Offenses (Total)	0	0.0	0	0.0
Gambling - Betting/Wagering	0	0.0	0	0.0
Gambling - Operating/Promoting	0	0.0	0	0.0
Gambling - Equipment Violations	0	0.0	0	0.0
Gambling - Sports Tampering	0	0.0	0	0.0
Prostitution Offenses (Total)	0	0.0	0	0.0
Prostitution	0	0.0	0	0.0
Prostitution Assisting/Promoting	0	0.0	0	0.0
Purchasing Prostitution	0	0.0	0	0.0
Human Trafficking Offenses (Total)	0	0.0	0	0.0
Commercial Sex Acts	0	0.0	0	0.0
Involuntary Servitude	0	0.0	0	0.0
Bribery	0	0.0	0	0.0
Weapon Law Violations	0	0.0	0	0.0
Animal Cruelty	0	0.0	0	0.0

GROUP B OFFENSES	Offenses	Rate per 1,000
Bad Checks	0	0.0
Curfew/Vagrancy	0	0.0
Disorderly Conduct	0	0.0
DUI	0	0.0
Drunkenness	0	0.0
Family-Non Violent	0	0.0
Liquor Law Violations	0	0.0
Peeping Tom	0	0.0
Trespass	0	0.0
All Other Offenses	1	12.7

2016 Fall Term Campus Population	
Undergraduate Enrollment	289
Graduate Enrollment	23
Staff Personnel	73
Faculty Personnel	70
Security Personnel	5
Total Campus Population	460



Austin Peay State University - 2016

GROUP A OFFENSES	Offense	Rate per 1,000	Cleared	% Cleared
Homicide Offenses (Total)	0	0.0	0	0.0
Murder	0	0.0	0	0.0
Negligent Manslaughter	0	0.0	0	0.0
Negligent Vehicular Manslaughter	0	0.0	0	0.0
Kidnapping/Abduction	2	0.0	1	50.0
Sex Offenses (Forcible) (Total)	2	0.0	0	0.0
Forcible Rape	1	0.0	0	0.0
Forcible Sodomy	0	0.0	0	0.0
Sexual Assault W/Object	0	0.0	0	0.0
Forcible Fondling	1	0.0	0	0.0
Robbery	3	0.0	2	66.7
Assault Offenses (Total)	30	0.0	22	73.3
Aggravated Assault	1	0.0	1	100.0
Simple Assault	18	0.0	13	72.2
Intimidation	7	0.0	6	85.7
Stalking	4	0.0	2	50.0
Arson	0	0.0	0	0.0
Extortion/Blackmail	0	0.0	0	0.0
Burglary	4	0.0	1	25.0
Larceny/Theft Offenses (Total)	58	0.0	8	13.8
Theft - Pocket-picking	0	0.0	0	0.0
Theft - Purse Snatching	0	0.0	0	0.0
Theft - Shoplifting	3	0.0	1	33.3
Theft From Building	36	0.0	5	13.9
Theft From Coin Machine	0	0.0	0	0.0
Theft From Motor Vehicle	14	0.0	0	0.0
Theft of Motor Vehicle Parts	0	0.0	0	0.0
Theft - All Other Larceny	5	0.0	2	40.0
Motor Vehicle Theft	0	0.0	0	0.0
Counterfeiting/Forgery	3	0.0	1	33.3
Fraud Offenses (Total)	3	0.0	1	33.3
Fraud - Computer Hacking/Invasion	0	0.0	0	0.0
Fraud - Credit Card/ATM	1	0.0	0	0.0
Fraud - False Pretenses	1	0.0	0	0.0
Fraud - Identity Theft	0	0.0	0	0.0
Fraud - Impersonation	1	0.0	1	100.0
Fraud - Welfare	0	0.0	0	0.0
Fraud - Wire	0	0.0	0	0.0
Embezzlement	0	0.0	0	0.0
Stolen Property Offenses	0	0.0	0	0.0
Destruction/Damage/Vandalism	27	0.0	4	14.8
Drug/Narcotic Violations (Total)	43	0.0	43	100.0
Drug/Narcotic Violations	29	0.0	29	100.0
Drug/Narcotic Equipment Violations	14	0.0	14	100.0

GROUP A OFFENSES	Offense	Rate per 1,000	Cleared	% Cleared
Sex Offenses (Nonforcible) (Total)	0	0.0	0	0.0
Incest	0	0.0	0	0.0
Statutory Rape	0	0.0	0	0.0
Pornography/Obscene Material	0	0.0	0	0.0
Gambling Offenses (Total)	0	0.0	0	0.0
Gambling - Betting/Wagering	0	0.0	0	0.0
Gambling - Operating/Promoting	0	0.0	0	0.0
Gambling - Equipment Violations	0	0.0	0	0.0
Gambling - Sports Tampering	0	0.0	0	0.0
Prostitution Offenses (Total)	0	0.0	0	0.0
Prostitution	0	0.0	0	0.0
Prostitution Assisting/Promoting	0	0.0	0	0.0
Purchasing Prostitution	0	0.0	0	0.0
Human Trafficking Offenses (Total)	0	0.0	0	0.0
Commercial Sex Acts	0	0.0	0	0.0
Involuntary Servitude	0	0.0	0	0.0
Bribery	0	0.0	0	0.0
Weapon Law Violations	0	0.0	0	0.0
Animal Cruelty	0	0.0	0	0.0

GROUP B OFFENSES	Offenses	Rate per 1,000
Bad Checks	0	0.0
Curfew/Vagrancy	0	0.0
Disorderly Conduct	1	0.0
DUI	3	0.0
Drunkenness	3	0.0
Family-Non Violent	0	0.0
Liquor Law Violations	19	0.0
Peeping Tom	0	0.0
Trespass	6	0.0
All Other Offenses	2	0.0

2016 Fall Term Campus Population	
Undergraduate Enrollment	6,253
Graduate Enrollment	236
Staff Personnel	668
Faculty Personnel	591
Security Personnel	21
Total Campus Population	7,769



Baptist Memorial College of Health Sciences - 2016

GROUP A OFFENSES	Offense	Rate per 1,000	Cleared	% Cleared
Homicide Offenses (Total)	0	0.0	0	0.0
Murder	0	0.0	0	0.0
Negligent Manslaughter	0	0.0	0	0.0
Negligent Vehicular Manslaughter	0	0.0	0	0.0
Kidnapping/Abduction	0	0.0	0	0.0
Sex Offenses (Forcible) (Total)	0	0.0	0	0.0
Forcible Rape	0	0.0	0	0.0
Forcible Sodomy	0	0.0	0	0.0
Sexual Assault W/Object	0	0.0	0	0.0
Forcible Fondling	0	0.0	0	0.0
Robbery	0	0.0	0	0.0
Assault Offenses (Total)	0	0.0	0	0.0
Aggravated Assault	0	0.0	0	0.0
Simple Assault	0	0.0	0	0.0
Intimidation	0	0.0	0	0.0
Stalking	0	0.0	0	0.0
Arson	0	0.0	0	0.0
Extortion/Blackmail	0	0.0	0	0.0
Burglary	0	0.0	0	0.0
Larceny/Theft Offenses (Total)	0	0.0	0	0.0
Theft - Pocket-picking	0	0.0	0	0.0
Theft - Purse Snatching	0	0.0	0	0.0
Theft - Shoplifting	0	0.0	0	0.0
Theft From Building	0	0.0	0	0.0
Theft From Coin Machine	0	0.0	0	0.0
Theft From Motor Vehicle	0	0.0	0	0.0
Theft of Motor Vehicle Parts	0	0.0	0	0.0
Theft - All Other Larceny	0	0.0	0	0.0
Motor Vehicle Theft	0	0.0	0	0.0
Counterfeiting/Forgery	0	0.0	0	0.0
Fraud Offenses (Total)	0	0.0	0	0.0
Fraud - Computer Hacking/Invasion	0	0.0	0	0.0
Fraud - Credit Card/ATM	0	0.0	0	0.0
Fraud - False Pretenses	0	0.0	0	0.0
Fraud - Identity Theft	0	0.0	0	0.0
Fraud - Impersonation	0	0.0	0	0.0
Fraud - Welfare	0	0.0	0	0.0
Fraud - Wire	0	0.0	0	0.0
Embezzlement	0	0.0	0	0.0
Stolen Property Offenses	0	0.0	0	0.0
Destruction/Damage/Vandalism	0	0.0	0	0.0
Drug/Narcotic Violations (Total)	0	0.0	0	0.0
Drug/Narcotic Violations	0	0.0	0	0.0
Drug/Narcotic Equipment Violations	0	0.0	0	0.0

GROUP A OFFENSES	Offense	Rate per 1,000	Cleared	% Cleared
Sex Offenses (Nonforcible) (Total)	0	0.0	0	0.0
Incest	0	0.0	0	0.0
Statutory Rape	0	0.0	0	0.0
Pornography/Obscene Material	0	0.0	0	0.0
Gambling Offenses (Total)	0	0.0	0	0.0
Gambling - Betting/Wagering	0	0.0	0	0.0
Gambling - Operating/Promoting	0	0.0	0	0.0
Gambling - Equipment Violations	0	0.0	0	0.0
Gambling - Sports Tampering	0	0.0	0	0.0
Prostitution Offenses (Total)	0	0.0	0	0.0
Prostitution	0	0.0	0	0.0
Prostitution Assisting/Promoting	0	0.0	0	0.0
Purchasing Prostitution	0	0.0	0	0.0
Human Trafficking Offenses (Total)	0	0.0	0	0.0
Commercial Sex Acts	0	0.0	0	0.0
Involuntary Servitude	0	0.0	0	0.0
Bribery	0	0.0	0	0.0
Weapon Law Violations	0	0.0	0	0.0
Animal Cruelty	0	0.0	0	0.0

GROUP B OFFENSES	Offenses	Rate per 1,000
Bad Checks	0	0.0
Curfew/Vagrancy	0	0.0
Disorderly Conduct	0	0.0
DUI	0	0.0
Drunkenness	0	0.0
Family-Non Violent	0	0.0
Liquor Law Violations	0	0.0
Peeping Tom	0	0.0
Trespass	0	0.0
All Other Offenses	0	0.0

2016 Fall Term Campus Population	
Undergraduate Enrollment	1,108
Graduate Enrollment	0
Staff Personnel	33
Faculty Personnel	88
Security Personnel	13
Total Campus Population	1,242



Belmont University - 2016

GROUP A OFFENSES	Offense	Rate per 1,000	Cleared	% Cleared
Homicide Offenses (Total)	0	0.0	0	0.0
Murder	0	0.0	0	0.0
Negligent Manslaughter	0	0.0	0	0.0
Negligent Vehicular Manslaughter	0	0.0	0	0.0
Kidnapping/Abduction	0	0.0	0	0.0
Sex Offenses (Forcible) (Total)	8	0.0	0	0.0
Forcible Rape	5	0.0	0	0.0
Forcible Sodomy	0	0.0	0	0.0
Sexual Assault W/Object	0	0.0	0	0.0
Forcible Fondling	3	0.0	0	0.0
Robbery	0	0.0	0	0.0
Assault Offenses (Total)	20	0.0	0	0.0
Aggravated Assault	2	0.0	0	0.0
Simple Assault	5	0.0	0	0.0
Intimidation	4	0.0	0	0.0
Stalking	9	0.0	0	0.0
Arson	1	0.0	0	0.0
Extortion/Blackmail	1	0.0	0	0.0
Burglary	5	0.0	0	0.0
Larceny/Theft Offenses (Total)	26	0.0	0	0.0
Theft - Pocket-picking	0	0.0	0	0.0
Theft - Purse Snatching	0	0.0	0	0.0
Theft - Shoplifting	1	0.0	0	0.0
Theft From Building	14	0.0	0	0.0
Theft From Coin Machine	0	0.0	0	0.0
Theft From Motor Vehicle	5	0.0	0	0.0
Theft of Motor Vehicle Parts	0	0.0	0	0.0
Theft - All Other Larceny	6	0.0	0	0.0
Motor Vehicle Theft	0	0.0	0	0.0
Counterfeiting/Forgery	0	0.0	0	0.0
Fraud Offenses (Total)	3	0.0	0	0.0
Fraud - Computer Hacking/Invasion	0	0.0	0	0.0
Fraud - Credit Card/ATM	1	0.0	0	0.0
Fraud - False Pretenses	0	0.0	0	0.0
Fraud - Identity Theft	0	0.0	0	0.0
Fraud - Impersonation	0	0.0	0	0.0
Fraud - Welfare	0	0.0	0	0.0
Fraud - Wire	2	0.0	0	0.0
Embezzlement	0	0.0	0	0.0
Stolen Property Offenses	0	0.0	0	0.0
Destruction/Damage/Vandalism	18	0.0	0	0.0
Drug/Narcotic Violations (Total)	23	0.0	1	4.3
Drug/Narcotic Violations	15	0.0	1	6.7
Drug/Narcotic Equipment Violations	8	0.0	0	0.0

GROUP A OFFENSES	Offense	Rate per 1,000	Cleared	% Cleared
Sex Offenses (Nonforcible) (Total)	0	0.0	0	0.0
Incest	0	0.0	0	0.0
Statutory Rape	0	0.0	0	0.0
Pornography/Obscene Material	0	0.0	0	0.0
Gambling Offenses (Total)	0	0.0	0	0.0
Gambling - Betting/Wagering	0	0.0	0	0.0
Gambling - Operating/Promoting	0	0.0	0	0.0
Gambling - Equipment Violations	0	0.0	0	0.0
Gambling - Sports Tampering	0	0.0	0	0.0
Prostitution Offenses (Total)	0	0.0	0	0.0
Prostitution	0	0.0	0	0.0
Prostitution Assisting/Promoting	0	0.0	0	0.0
Purchasing Prostitution	0	0.0	0	0.0
Human Trafficking Offenses (Total)	0	0.0	0	0.0
Commercial Sex Acts	0	0.0	0	0.0
Involuntary Servitude	0	0.0	0	0.0
Bribery	0	0.0	0	0.0
Weapon Law Violations	0	0.0	0	0.0
Animal Cruelty	0	0.0	0	0.0

GROUP B OFFENSES	Offenses	Rate per 1,000
Bad Checks	0	0.0
Curfew/Vagrancy	0	0.0
Disorderly Conduct	4	0.0
DUI	0	0.0
Drunkenness	2	0.0
Family-Non Violent	0	0.0
Liquor Law Violations	29	0.0
Peeping Tom	0	0.0
Trespass	4	0.0
All Other Offenses	0	0.0

2016 Fall Term Campus Population	
Undergraduate Enrollment	6,177
Graduate Enrollment	1,397
Staff Personnel	779
Faculty Personnel	826
Security Personnel	31
Total Campus Population	9,210



Bethel University - 2016

GROUP A OFFENSES	Offense	Rate per 1,000	Cleared	% Cleared
Homicide Offenses (Total)	0	0.0	0	0.0
Murder	0	0.0	0	0.0
Negligent Manslaughter	0	0.0	0	0.0
Negligent Vehicular Manslaughter	0	0.0	0	0.0
Kidnapping/Abduction	0	0.0	0	0.0
Sex Offenses (Forcible) (Total)	3	0.0	1	33.3
Forcible Rape	3	0.0	1	33.3
Forcible Sodomy	0	0.0	0	0.0
Sexual Assault W/Object	0	0.0	0	0.0
Forcible Fondling	0	0.0	0	0.0
Robbery	0	0.0	0	0.0
Assault Offenses (Total)	11	0.0	10	90.9
Aggravated Assault	0	0.0	0	0.0
Simple Assault	8	0.0	7	87.5
Intimidation	1	0.0	1	100.0
Stalking	2	0.0	2	100.0
Arson	0	0.0	0	0.0
Extortion/Blackmail	0	0.0	0	0.0
Burglary	2	0.0	0	0.0
Larceny/Theft Offenses (Total)	8	0.0	0	0.0
Theft - Pocket-picking	0	0.0	0	0.0
Theft - Purse Snatching	0	0.0	0	0.0
Theft - Shoplifting	0	0.0	0	0.0
Theft From Building	6	0.0	0	0.0
Theft From Coin Machine	0	0.0	0	0.0
Theft From Motor Vehicle	1	0.0	0	0.0
Theft of Motor Vehicle Parts	0	0.0	0	0.0
Theft - All Other Larceny	1	0.0	0	0.0
Motor Vehicle Theft	0	0.0	0	0.0
Counterfeiting/Forgery	0	0.0	0	0.0
Fraud Offenses (Total)	1	0.0	1	100.0
Fraud - Computer Hacking/Invasion	0	0.0	0	0.0
Fraud - Credit Card/ATM	0	0.0	0	0.0
Fraud - False Pretenses	0	0.0	0	0.0
Fraud - Identity Theft	0	0.0	0	0.0
Fraud - Impersonation	1	0.0	1	100.0
Fraud - Welfare	0	0.0	0	0.0
Fraud - Wire	0	0.0	0	0.0
Embezzlement	0	0.0	0	0.0
Stolen Property Offenses	0	0.0	0	0.0
Destruction/Damage/Vandalism	2	0.0	0	0.0
Drug/Narcotic Violations (Total)	4	0.0	4	100.0
Drug/Narcotic Violations	3	0.0	3	100.0
Drug/Narcotic Equipment Violations	1	0.0	1	100.0

GROUP A OFFENSES	Offense	Rate per 1,000	Cleared	% Cleared
Sex Offenses (Nonforcible) (Total)	0	0.0	0	0.0
Incest	0	0.0	0	0.0
Statutory Rape	0	0.0	0	0.0
Pornography/Obscene Material	0	0.0	0	0.0
Gambling Offenses (Total)	0	0.0	0	0.0
Gambling - Betting/Wagering	0	0.0	0	0.0
Gambling - Operating/Promoting	0	0.0	0	0.0
Gambling - Equipment Violations	0	0.0	0	0.0
Gambling - Sports Tampering	0	0.0	0	0.0
Prostitution Offenses (Total)	0	0.0	0	0.0
Prostitution	0	0.0	0	0.0
Prostitution Assisting/Promoting	0	0.0	0	0.0
Purchasing Prostitution	0	0.0	0	0.0
Human Trafficking Offenses (Total)	0	0.0	0	0.0
Commercial Sex Acts	0	0.0	0	0.0
Involuntary Servitude	0	0.0	0	0.0
Bribery	0	0.0	0	0.0
Weapon Law Violations	1	0.0	1	100.0
Animal Cruelty	0	0.0	0	0.0

GROUP B OFFENSES	Offenses	Rate per 1,000
Bad Checks	0	0.0
Curfew/Vagrancy	0	0.0
Disorderly Conduct	1	0.0
DUI	0	0.0
Drunkenness	0	0.0
Family-Non Violent	0	0.0
Liquor Law Violations	7	0.0
Peeping Tom	0	0.0
Trespass	0	0.0
All Other Offenses	0	0.0

2016 Fall Term Campus Population	
Undergraduate Enrollment	4,291
Graduate Enrollment	961
Staff Personnel	440
Faculty Personnel	405
Security Personnel	10
Total Campus Population	6,107



Brightwood College - 2016

GROUP A OFFENSES	Offense	Rate per 1,000	Cleared	% Cleared
Homicide Offenses (Total)	0	0.0	0	0.0
Murder	0	0.0	0	0.0
Negligent Manslaughter	0	0.0	0	0.0
Negligent Vehicular Manslaughter	0	0.0	0	0.0
Kidnapping/Abduction	0	0.0	0	0.0
Sex Offenses (Forcible) (Total)	0	0.0	0	0.0
Forcible Rape	0	0.0	0	0.0
Forcible Sodomy	0	0.0	0	0.0
Sexual Assault W/Object	0	0.0	0	0.0
Forcible Fondling	0	0.0	0	0.0
Robbery	0	0.0	0	0.0
Assault Offenses (Total)	0	0.0	0	0.0
Aggravated Assault	0	0.0	0	0.0
Simple Assault	0	0.0	0	0.0
Intimidation	0	0.0	0	0.0
Stalking	0	0.0	0	0.0
Arson	0	0.0	0	0.0
Extortion/Blackmail	0	0.0	0	0.0
Burglary	0	0.0	0	0.0
Larceny/Theft Offenses (Total)	0	0.0	0	0.0
Theft - Pocket-picking	0	0.0	0	0.0
Theft - Purse Snatching	0	0.0	0	0.0
Theft - Shoplifting	0	0.0	0	0.0
Theft From Building	0	0.0	0	0.0
Theft From Coin Machine	0	0.0	0	0.0
Theft From Motor Vehicle	0	0.0	0	0.0
Theft of Motor Vehicle Parts	0	0.0	0	0.0
Theft - All Other Larceny	0	0.0	0	0.0
Motor Vehicle Theft	0	0.0	0	0.0
Counterfeiting/Forgery	0	0.0	0	0.0
Fraud Offenses (Total)	0	0.0	0	0.0
Fraud - Computer Hacking/Invasion	0	0.0	0	0.0
Fraud - Credit Card/ATM	0	0.0	0	0.0
Fraud - False Pretenses	0	0.0	0	0.0
Fraud - Identity Theft	0	0.0	0	0.0
Fraud - Impersonation	0	0.0	0	0.0
Fraud - Welfare	0	0.0	0	0.0
Fraud - Wire	0	0.0	0	0.0
Embezzlement	0	0.0	0	0.0
Stolen Property Offenses	0	0.0	0	0.0
Destruction/Damage/Vandalism	0	0.0	0	0.0
Drug/Narcotic Violations (Total)	0	0.0	0	0.0
Drug/Narcotic Violations	0	0.0	0	0.0
Drug/Narcotic Equipment Violations	0	0.0	0	0.0

GROUP A OFFENSES	Offense	Rate per 1,000	Cleared	% Cleared
Sex Offenses (Nonforcible) (Total)	0	0.0	0	0.0
Incest	0	0.0	0	0.0
Statutory Rape	0	0.0	0	0.0
Pornography/Obscene Material	0	0.0	0	0.0
Gambling Offenses (Total)	0	0.0	0	0.0
Gambling - Betting/Wagering	0	0.0	0	0.0
Gambling - Operating/Promoting	0	0.0	0	0.0
Gambling - Equipment Violations	0	0.0	0	0.0
Gambling - Sports Tampering	0	0.0	0	0.0
Prostitution Offenses (Total)	0	0.0	0	0.0
Prostitution	0	0.0	0	0.0
Prostitution Assisting/Promoting	0	0.0	0	0.0
Purchasing Prostitution	0	0.0	0	0.0
Human Trafficking Offenses (Total)	0	0.0	0	0.0
Commercial Sex Acts	0	0.0	0	0.0
Involuntary Servitude	0	0.0	0	0.0
Bribery	0	0.0	0	0.0
Weapon Law Violations	0	0.0	0	0.0
Animal Cruelty	0	0.0	0	0.0

GROUP B OFFENSES	Offenses	Rate per 1,000
Bad Checks	0	0.0
Curfew/Vagrancy	0	0.0
Disorderly Conduct	0	0.0
DUI	0	0.0
Drunkenness	0	0.0
Family-Non Violent	0	0.0
Liquor Law Violations	0	0.0
Peeping Tom	0	0.0
Trespass	0	0.0
All Other Offenses	0	0.0

2016 Fall Term Campus Population	
Undergraduate Enrollment	236
Graduate Enrollment	0
Staff Personnel	20
Faculty Personnel	14
Security Personnel	0
Total Campus Population	270



Bryan College - 2016

GROUP A OFFENSES	Offense	Rate per 1,000	Cleared	% Cleared
Homicide Offenses (Total)	0	0.0	0	0.0
Murder	0	0.0	0	0.0
Negligent Manslaughter	0	0.0	0	0.0
Negligent Vehicular Manslaughter	0	0.0	0	0.0
Kidnapping/Abduction	0	0.0	0	0.0
Sex Offenses (Forcible) (Total)	0	0.0	0	0.0
Forcible Rape	0	0.0	0	0.0
Forcible Sodomy	0	0.0	0	0.0
Sexual Assault W/Object	0	0.0	0	0.0
Forcible Fondling	0	0.0	0	0.0
Robbery	0	0.0	0	0.0
Assault Offenses (Total)	1	0.0	1	100.0
Aggravated Assault	0	0.0	0	0.0
Simple Assault	1	0.0	1	100.0
Intimidation	0	0.0	0	0.0
Stalking	0	0.0	0	0.0
Arson	0	0.0	0	0.0
Extortion/Blackmail	0	0.0	0	0.0
Burglary	0	0.0	0	0.0
Larceny/Theft Offenses (Total)	2	0.0	0	0.0
Theft - Pocket-picking	0	0.0	0	0.0
Theft - Purse Snatching	0	0.0	0	0.0
Theft - Shoplifting	0	0.0	0	0.0
Theft From Building	2	0.0	0	0.0
Theft From Coin Machine	0	0.0	0	0.0
Theft From Motor Vehicle	0	0.0	0	0.0
Theft of Motor Vehicle Parts	0	0.0	0	0.0
Theft - All Other Larceny	0	0.0	0	0.0
Motor Vehicle Theft	0	0.0	0	0.0
Counterfeiting/Forgery	0	0.0	0	0.0
Fraud Offenses (Total)	0	0.0	0	0.0
Fraud - Computer Hacking/Invasion	0	0.0	0	0.0
Fraud - Credit Card/ATM	0	0.0	0	0.0
Fraud - False Pretenses	0	0.0	0	0.0
Fraud - Identity Theft	0	0.0	0	0.0
Fraud - Impersonation	0	0.0	0	0.0
Fraud - Welfare	0	0.0	0	0.0
Fraud - Wire	0	0.0	0	0.0
Embezzlement	0	0.0	0	0.0
Stolen Property Offenses	0	0.0	0	0.0
Destruction/Damage/Vandalism	0	0.0	0	0.0
Drug/Narcotic Violations (Total)	0	0.0	0	0.0
Drug/Narcotic Violations	0	0.0	0	0.0
Drug/Narcotic Equipment Violations	0	0.0	0	0.0

GROUP A OFFENSES	Offense	Rate per 1,000	Cleared	% Cleared
Sex Offenses (Nonforcible) (Total)	0	0.0	0	0.0
Incest	0	0.0	0	0.0
Statutory Rape	0	0.0	0	0.0
Pornography/Obscene Material	0	0.0	0	0.0
Gambling Offenses (Total)	0	0.0	0	0.0
Gambling - Betting/Wagering	0	0.0	0	0.0
Gambling - Operating/Promoting	0	0.0	0	0.0
Gambling - Equipment Violations	0	0.0	0	0.0
Gambling - Sports Tampering	0	0.0	0	0.0
Prostitution Offenses (Total)	0	0.0	0	0.0
Prostitution	0	0.0	0	0.0
Prostitution Assisting/Promoting	0	0.0	0	0.0
Purchasing Prostitution	0	0.0	0	0.0
Human Trafficking Offenses (Total)	0	0.0	0	0.0
Commercial Sex Acts	0	0.0	0	0.0
Involuntary Servitude	0	0.0	0	0.0
Bribery	0	0.0	0	0.0
Weapon Law Violations	0	0.0	0	0.0
Animal Cruelty	0	0.0	0	0.0

GROUP B OFFENSES	Offenses	Rate per 1,000
Bad Checks	0	0.0
Curfew/Vagrancy	0	0.0
Disorderly Conduct	0	0.0
DUI	0	0.0
Drunkenness	0	0.0
Family-Non Violent	0	0.0
Liquor Law Violations	0	0.0
Peeping Tom	0	0.0
Trespass	0	0.0
All Other Offenses	0	0.0

2016 Fall Term Campus Population	
Undergraduate Enrollment	1,179
Graduate Enrollment	118
Staff Personnel	110
Faculty Personnel	49
Security Personnel	1
Total Campus Population	1,457



GROUP A OFFENSES	Offense	Rate per 1,000	Cleared	% Cleared
Homicide Offenses (Total)	0	0.0	0	0.0
Murder	0	0.0	0	0.0
Negligent Manslaughter	0	0.0	0	0.0
Negligent Vehicular Manslaughter	0	0.0	0	0.0
Kidnapping/Abduction	0	0.0	0	0.0
Sex Offenses (Forcible) (Total)	2	0.0	1	50.0
Forcible Rape	0	0.0	0	0.0
Forcible Sodomy	0	0.0	0	0.0
Sexual Assault W/Object	0	0.0	0	0.0
Forcible Fondling	2	0.0	1	50.0
Robbery	0	0.0	0	0.0
Assault Offenses (Total)	0	0.0	0	0.0
Aggravated Assault	0	0.0	0	0.0
Simple Assault	0	0.0	0	0.0
Intimidation	0	0.0	0	0.0
Stalking	0	0.0	0	0.0
Arson	0	0.0	0	0.0
Extortion/Blackmail	0	0.0	0	0.0
Burglary	3	0.0	0	0.0
Larceny/Theft Offenses (Total)	8	0.0	0	0.0
Theft - Pocket-picking	0	0.0	0	0.0
Theft - Purse Snatching	0	0.0	0	0.0
Theft - Shoplifting	0	0.0	0	0.0
Theft From Building	1	0.0	0	0.0
Theft From Coin Machine	0	0.0	0	0.0
Theft From Motor Vehicle	3	0.0	0	0.0
Theft of Motor Vehicle Parts	1	0.0	0	0.0
Theft - All Other Larceny	3	0.0	0	0.0
Motor Vehicle Theft	0	0.0	0	0.0
Counterfeiting/Forgery	0	0.0	0	0.0
Fraud Offenses (Total)	0	0.0	0	0.0
Fraud - Computer Hacking/Invasion	0	0.0	0	0.0
Fraud - Credit Card/ATM	0	0.0	0	0.0
Fraud - False Pretenses	0	0.0	0	0.0
Fraud - Identity Theft	0	0.0	0	0.0
Fraud - Impersonation	0	0.0	0	0.0
Fraud - Welfare	0	0.0	0	0.0
Fraud - Wire	0	0.0	0	0.0
Embezzlement	0	0.0	0	0.0
Stolen Property Offenses	0	0.0	0	0.0
Destruction/Damage/Vandalism	8	0.0	0	0.0
Drug/Narcotic Violations (Total)	2	0.0	2	100.0
Drug/Narcotic Violations	1	0.0	1	100.0
Drug/Narcotic Equipment Violations	1	0.0	1	100.0

GROUP A OFFENSES	Offense	Rate per 1,000	Cleared	% Cleared
Sex Offenses (Nonforcible) (Total)	0	0.0	0	0.0
Incest	0	0.0	0	0.0
Statutory Rape	0	0.0	0	0.0
Pornography/Obscene Material	0	0.0	0	0.0
Gambling Offenses (Total)	0	0.0	0	0.0
Gambling - Betting/Wagering	0	0.0	0	0.0
Gambling - Operating/Promoting	0	0.0	0	0.0
Gambling - Equipment Violations	0	0.0	0	0.0
Gambling - Sports Tampering	0	0.0	0	0.0
Prostitution Offenses (Total)	0	0.0	0	0.0
Prostitution	0	0.0	0	0.0
Prostitution Assisting/Promoting	0	0.0	0	0.0
Purchasing Prostitution	0	0.0	0	0.0
Human Trafficking Offenses (Total)	0	0.0	0	0.0
Commercial Sex Acts	0	0.0	0	0.0
Involuntary Servitude	0	0.0	0	0.0
Bribery	0	0.0	0	0.0
Weapon Law Violations	0	0.0	0	0.0
Animal Cruelty	0	0.0	0	0.0

GROUP B OFFENSES	Offenses	Rate per 1,000
Bad Checks	0	0.0
Curfew/Vagrancy	0	0.0
Disorderly Conduct	0	0.0
DUI	0	0.0
Drunkenness	0	0.0
Family-Non Violent	0	0.0
Liquor Law Violations	9	0.0
Peeping Tom	0	0.0
Trespass	0	0.0
All Other Offenses	2	0.0

2016 Fall Term Campus Population	
Undergraduate Enrollment	1,812
Graduate Enrollment	847
Staff Personnel	208
Faculty Personnel	126
Security Personnel	13
Total Campus Population	3,006



Chattanooga State Community College - 2016

GROUP A OFFENSES	Offense	Rate per 1,000	Cleared	% Cleared
Homicide Offenses (Total)	0	0.0	0	0.0
Murder	0	0.0	0	0.0
Negligent Manslaughter	0	0.0	0	0.0
Negligent Vehicular Manslaughter	0	0.0	0	0.0
Kidnapping/Abduction	0	0.0	0	0.0
Sex Offenses (Forcible) (Total)	1	0.0	1	100.0
Forcible Rape	0	0.0	0	0.0
Forcible Sodomy	0	0.0	0	0.0
Sexual Assault W/Object	0	0.0	0	0.0
Forcible Fondling	1	0.0	1	100.0
Robbery	0	0.0	0	0.0
Assault Offenses (Total)	11	0.0	4	36.4
Aggravated Assault	1	0.0	1	100.0
Simple Assault	2	0.0	1	50.0
Intimidation	4	0.0	0	0.0
Stalking	4	0.0	2	50.0
Arson	0	0.0	0	0.0
Extortion/Blackmail	0	0.0	0	0.0
Burglary	1	0.0	0	0.0
Larceny/Theft Offenses (Total)	13	0.0	0	0.0
Theft - Pocket-picking	0	0.0	0	0.0
Theft - Purse Snatching	0	0.0	0	0.0
Theft - Shoplifting	0	0.0	0	0.0
Theft From Building	10	0.0	0	0.0
Theft From Coin Machine	0	0.0	0	0.0
Theft From Motor Vehicle	2	0.0	0	0.0
Theft of Motor Vehicle Parts	0	0.0	0	0.0
Theft - All Other Larceny	1	0.0	0	0.0
Motor Vehicle Theft	0	0.0	0	0.0
Counterfeiting/Forgery	0	0.0	0	0.0
Fraud Offenses (Total)	0	0.0	0	0.0
Fraud - Computer Hacking/Invasion	0	0.0	0	0.0
Fraud - Credit Card/ATM	0	0.0	0	0.0
Fraud - False Pretenses	0	0.0	0	0.0
Fraud - Identity Theft	0	0.0	0	0.0
Fraud - Impersonation	0	0.0	0	0.0
Fraud - Welfare	0	0.0	0	0.0
Fraud - Wire	0	0.0	0	0.0
Embezzlement	0	0.0	0	0.0
Stolen Property Offenses	0	0.0	0	0.0
Destruction/Damage/Vandalism	5	0.0	0	0.0
Drug/Narcotic Violations (Total)	0	0.0	0	0.0
Drug/Narcotic Violations	0	0.0	0	0.0
Drug/Narcotic Equipment Violations	0	0.0	0	0.0

GROUP A OFFENSES	Offense	Rate per 1,000	Cleared	% Cleared
Sex Offenses (Nonforcible) (Total)	0	0.0	0	0.0
Incest	0	0.0	0	0.0
Statutory Rape	0	0.0	0	0.0
Pornography/Obscene Material	0	0.0	0	0.0
Gambling Offenses (Total)	0	0.0	0	0.0
Gambling - Betting/Wagering	0	0.0	0	0.0
Gambling - Operating/Promoting	0	0.0	0	0.0
Gambling - Equipment Violations	0	0.0	0	0.0
Gambling - Sports Tampering	0	0.0	0	0.0
Prostitution Offenses (Total)	0	0.0	0	0.0
Prostitution	0	0.0	0	0.0
Prostitution Assisting/Promoting	0	0.0	0	0.0
Purchasing Prostitution	0	0.0	0	0.0
Human Trafficking Offenses (Total)	0	0.0	0	0.0
Commercial Sex Acts	0	0.0	0	0.0
Involuntary Servitude	0	0.0	0	0.0
Bribery	0	0.0	0	0.0
Weapon Law Violations	0	0.0	0	0.0
Animal Cruelty	0	0.0	0	0.0

GROUP B OFFENSES	Offenses	Rate per 1,000
Bad Checks	0	0.0
Curfew/Vagrancy	0	0.0
Disorderly Conduct	1	0.0
DUI	1	0.0
Drunkenness	1	0.0
Family-Non Violent	1	0.0
Liquor Law Violations	0	0.0
Peeping Tom	0	0.0
Trespass	1	0.0
All Other Offenses	3	0.0

2016 Fall Term Campus Population	
Undergraduate Enrollment	6,670
Graduate Enrollment	0
Staff Personnel	417
Faculty Personnel	245
Security Personnel	21
Total Campus Population	7,353



Christian Brothers University - Campus Police and Safety - 2016

GROUP A OFFENSES	Offense	Rate per 1,000	Cleared	% Cleared
Homicide Offenses (Total)	0	0.0	0	0.0
Murder	0	0.0	0	0.0
Negligent Manslaughter	0	0.0	0	0.0
Negligent Vehicular Manslaughter	0	0.0	0	0.0
Kidnapping/Abduction	0	0.0	0	0.0
Sex Offenses (Forcible) (Total)	0	0.0	0	0.0
Forcible Rape	0	0.0	0	0.0
Forcible Sodomy	0	0.0	0	0.0
Sexual Assault W/Object	0	0.0	0	0.0
Forcible Fondling	0	0.0	0	0.0
Robbery	0	0.0	0	0.0
Assault Offenses (Total)	8	0.0	3	37.5
Aggravated Assault	1	0.0	1	100.0
Simple Assault	4	0.0	2	50.0
Intimidation	1	0.0	0	0.0
Stalking	2	0.0	0	0.0
Arson	0	0.0	0	0.0
Extortion/Blackmail	0	0.0	0	0.0
Burglary	1	0.0	0	0.0
Larceny/Theft Offenses (Total)	26	0.0	3	11.5
Theft - Pocket-picking	0	0.0	0	0.0
Theft - Purse Snatching	0	0.0	0	0.0
Theft - Shoplifting	0	0.0	0	0.0
Theft From Building	12	0.0	0	0.0
Theft From Coin Machine	0	0.0	0	0.0
Theft From Motor Vehicle	12	0.0	3	25.0
Theft of Motor Vehicle Parts	0	0.0	0	0.0
Theft - All Other Larceny	2	0.0	0	0.0
Motor Vehicle Theft	0	0.0	0	0.0
Counterfeiting/Forgery	0	0.0	0	0.0
Fraud Offenses (Total)	0	0.0	0	0.0
Fraud - Computer Hacking/Invasion	0	0.0	0	0.0
Fraud - Credit Card/ATM	0	0.0	0	0.0
Fraud - False Pretenses	0	0.0	0	0.0
Fraud - Identity Theft	0	0.0	0	0.0
Fraud - Impersonation	0	0.0	0	0.0
Fraud - Welfare	0	0.0	0	0.0
Fraud - Wire	0	0.0	0	0.0
Embezzlement	0	0.0	0	0.0
Stolen Property Offenses	0	0.0	0	0.0
Destruction/Damage/Vandalism	16	0.0	0	0.0
Drug/Narcotic Violations (Total)	2	0.0	2	100.0
Drug/Narcotic Violations	1	0.0	1	100.0
Drug/Narcotic Equipment Violations	1	0.0	1	100.0

GROUP A OFFENSES	Offense	Rate per 1,000	Cleared	% Cleared
Sex Offenses (Nonforcible) (Total)	0	0.0	0	0.0
Incest	0	0.0	0	0.0
Statutory Rape	0	0.0	0	0.0
Pornography/Obscene Material	0	0.0	0	0.0
Gambling Offenses (Total)	0	0.0	0	0.0
Gambling - Betting/Wagering	0	0.0	0	0.0
Gambling - Operating/Promoting	0	0.0	0	0.0
Gambling - Equipment Violations	0	0.0	0	0.0
Gambling - Sports Tampering	0	0.0	0	0.0
Prostitution Offenses (Total)	0	0.0	0	0.0
Prostitution	0	0.0	0	0.0
Prostitution Assisting/Promoting	0	0.0	0	0.0
Purchasing Prostitution	0	0.0	0	0.0
Human Trafficking Offenses (Total)	0	0.0	0	0.0
Commercial Sex Acts	0	0.0	0	0.0
Involuntary Servitude	0	0.0	0	0.0
Bribery	0	0.0	0	0.0
Weapon Law Violations	0	0.0	0	0.0
Animal Cruelty	0	0.0	0	0.0

GROUP B OFFENSES	Offenses	Rate per 1,000
Bad Checks	0	0.0
Curfew/Vagrancy	0	0.0
Disorderly Conduct	0	0.0
DUI	0	0.0
Drunkenness	2	0.0
Family-Non Violent	0	0.0
Liquor Law Violations	0	0.0
Peeping Tom	0	0.0
Trespass	1	0.0
All Other Offenses	0	0.0

2016 Fall Term Campus Population	
Undergraduate Enrollment	1,398
Graduate Enrollment	313
Staff Personnel	175
Faculty Personnel	138
Security Personnel	18
Total Campus Population	2,042



Cleveland State Community College - 2016

GROUP A OFFENSES	Offense	Rate per 1,000	Cleared	% Cleared
Homicide Offenses (Total)	0	0.0	0	0.0
Murder	0	0.0	0	0.0
Negligent Manslaughter	0	0.0	0	0.0
Negligent Vehicular Manslaughter	0	0.0	0	0.0
Kidnapping/Abduction	0	0.0	0	0.0
Sex Offenses (Forcible) (Total)	1	0.0	0	0.0
Forcible Rape	0	0.0	0	0.0
Forcible Sodomy	0	0.0	0	0.0
Sexual Assault W/Object	0	0.0	0	0.0
Forcible Fondling	1	0.0	0	0.0
Robbery	0	0.0	0	0.0
Assault Offenses (Total)	0	0.0	0	0.0
Aggravated Assault	0	0.0	0	0.0
Simple Assault	0	0.0	0	0.0
Intimidation	0	0.0	0	0.0
Stalking	0	0.0	0	0.0
Arson	0	0.0	0	0.0
Extortion/Blackmail	0	0.0	0	0.0
Burglary	0	0.0	0	0.0
Larceny/Theft Offenses (Total)	0	0.0	0	0.0
Theft - Pocket-picking	0	0.0	0	0.0
Theft - Purse Snatching	0	0.0	0	0.0
Theft - Shoplifting	0	0.0	0	0.0
Theft From Building	0	0.0	0	0.0
Theft From Coin Machine	0	0.0	0	0.0
Theft From Motor Vehicle	0	0.0	0	0.0
Theft of Motor Vehicle Parts	0	0.0	0	0.0
Theft - All Other Larceny	0	0.0	0	0.0
Motor Vehicle Theft	0	0.0	0	0.0
Counterfeiting/Forgery	0	0.0	0	0.0
Fraud Offenses (Total)	0	0.0	0	0.0
Fraud - Computer Hacking/Invasion	0	0.0	0	0.0
Fraud - Credit Card/ATM	0	0.0	0	0.0
Fraud - False Pretenses	0	0.0	0	0.0
Fraud - Identity Theft	0	0.0	0	0.0
Fraud - Impersonation	0	0.0	0	0.0
Fraud - Welfare	0	0.0	0	0.0
Fraud - Wire	0	0.0	0	0.0
Embezzlement	0	0.0	0	0.0
Stolen Property Offenses	0	0.0	0	0.0
Destruction/Damage/Vandalism	0	0.0	0	0.0
Drug/Narcotic Violations (Total)	0	0.0	0	0.0
Drug/Narcotic Violations	0	0.0	0	0.0
Drug/Narcotic Equipment Violations	0	0.0	0	0.0

GROUP A OFFENSES	Offense	Rate per 1,000	Cleared	% Cleared
Sex Offenses (Nonforcible) (Total)	0	0.0	0	0.0
Incest	0	0.0	0	0.0
Statutory Rape	0	0.0	0	0.0
Pornography/Obscene Material	0	0.0	0	0.0
Gambling Offenses (Total)	0	0.0	0	0.0
Gambling - Betting/Wagering	0	0.0	0	0.0
Gambling - Operating/Promoting	0	0.0	0	0.0
Gambling - Equipment Violations	0	0.0	0	0.0
Gambling - Sports Tampering	0	0.0	0	0.0
Prostitution Offenses (Total)	0	0.0	0	0.0
Prostitution	0	0.0	0	0.0
Prostitution Assisting/Promoting	0	0.0	0	0.0
Purchasing Prostitution	0	0.0	0	0.0
Human Trafficking Offenses (Total)	0	0.0	0	0.0
Commercial Sex Acts	0	0.0	0	0.0
Involuntary Servitude	0	0.0	0	0.0
Bribery	0	0.0	0	0.0
Weapon Law Violations	0	0.0	0	0.0
Animal Cruelty	0	0.0	0	0.0

GROUP B OFFENSES	Offenses	Rate per 1,000
Bad Checks	0	0.0
Curfew/Vagrancy	0	0.0
Disorderly Conduct	1	0.0
DUI	0	0.0
Drunkenness	0	0.0
Family-Non Violent	0	0.0
Liquor Law Violations	0	0.0
Peeping Tom	0	0.0
Trespass	0	0.0
All Other Offenses	1	0.0

2016 Fall Term Campus Population	
Undergraduate Enrollment	2,370
Graduate Enrollment	0
Staff Personnel	141
Faculty Personnel	70
Security Personnel	10
Total Campus Population	2,591



Columbia State Community College - 2016

GROUP A OFFENSES	Offense	Rate per 1,000	Cleared	% Cleared
Homicide Offenses (Total)	0	0.0	0	0.0
Murder	0	0.0	0	0.0
Negligent Manslaughter	0	0.0	0	0.0
Negligent Vehicular Manslaughter	0	0.0	0	0.0
Kidnapping/Abduction	0	0.0	0	0.0
Sex Offenses (Forcible) (Total)	0	0.0	0	0.0
Forcible Rape	0	0.0	0	0.0
Forcible Sodomy	0	0.0	0	0.0
Sexual Assault W/Object	0	0.0	0	0.0
Forcible Fondling	0	0.0	0	0.0
Robbery	0	0.0	0	0.0
Assault Offenses (Total)	1	0.0	0	0.0
Aggravated Assault	0	0.0	0	0.0
Simple Assault	0	0.0	0	0.0
Intimidation	1	0.0	0	0.0
Stalking	0	0.0	0	0.0
Arson	0	0.0	0	0.0
Extortion/Blackmail	0	0.0	0	0.0
Burglary	0	0.0	0	0.0
Larceny/Theft Offenses (Total)	2	0.0	0	0.0
Theft - Pocket-picking	0	0.0	0	0.0
Theft - Purse Snatching	0	0.0	0	0.0
Theft - Shoplifting	0	0.0	0	0.0
Theft From Building	1	0.0	0	0.0
Theft From Coin Machine	0	0.0	0	0.0
Theft From Motor Vehicle	0	0.0	0	0.0
Theft of Motor Vehicle Parts	0	0.0	0	0.0
Theft - All Other Larceny	1	0.0	0	0.0
Motor Vehicle Theft	0	0.0	0	0.0
Counterfeiting/Forgery	0	0.0	0	0.0
Fraud Offenses (Total)	0	0.0	0	0.0
Fraud - Computer Hacking/Invasion	0	0.0	0	0.0
Fraud - Credit Card/ATM	0	0.0	0	0.0
Fraud - False Pretenses	0	0.0	0	0.0
Fraud - Identity Theft	0	0.0	0	0.0
Fraud - Impersonation	0	0.0	0	0.0
Fraud - Welfare	0	0.0	0	0.0
Fraud - Wire	0	0.0	0	0.0
Embezzlement	0	0.0	0	0.0
Stolen Property Offenses	0	0.0	0	0.0
Destruction/Damage/Vandalism	3	0.0	0	0.0
Drug/Narcotic Violations (Total)	0	0.0	0	0.0
Drug/Narcotic Violations	0	0.0	0	0.0
Drug/Narcotic Equipment Violations	0	0.0	0	0.0

GROUP A OFFENSES	Offense	Rate per 1,000	Cleared	% Cleared
Sex Offenses (Nonforcible) (Total)	0	0.0	0	0.0
Incest	0	0.0	0	0.0
Statutory Rape	0	0.0	0	0.0
Pornography/Obscene Material	0	0.0	0	0.0
Gambling Offenses (Total)	0	0.0	0	0.0
Gambling - Betting/Wagering	0	0.0	0	0.0
Gambling - Operating/Promoting	0	0.0	0	0.0
Gambling - Equipment Violations	0	0.0	0	0.0
Gambling - Sports Tampering	0	0.0	0	0.0
Prostitution Offenses (Total)	0	0.0	0	0.0
Prostitution	0	0.0	0	0.0
Prostitution Assisting/Promoting	0	0.0	0	0.0
Purchasing Prostitution	0	0.0	0	0.0
Human Trafficking Offenses (Total)	0	0.0	0	0.0
Commercial Sex Acts	0	0.0	0	0.0
Involuntary Servitude	0	0.0	0	0.0
Bribery	0	0.0	0	0.0
Weapon Law Violations	0	0.0	0	0.0
Animal Cruelty	0	0.0	0	0.0

GROUP B OFFENSES	Offenses	Rate per 1,000
Bad Checks	0	0.0
Curfew/Vagrancy	0	0.0
Disorderly Conduct	0	0.0
DUI	0	0.0
Drunkenness	0	0.0
Family-Non Violent	0	0.0
Liquor Law Violations	0	0.0
Peeping Tom	0	0.0
Trespass	0	0.0
All Other Offenses	0	0.0

2016 Fall Term Campus Population	
Undergraduate Enrollment	2,790
Graduate Enrollment	0
Staff Personnel	165
Faculty Personnel	110
Security Personnel	5
Total Campus Population	3,070



GROUP A OFFENSES	Offense	Rate per 1,000	Cleared	% Cleared
Homicide Offenses (Total)	0	0.0	0	0.0
Murder	0	0.0	0	0.0
Negligent Manslaughter	0	0.0	0	0.0
Negligent Vehicular Manslaughter	0	0.0	0	0.0
Kidnapping/Abduction	0	0.0	0	0.0
Sex Offenses (Forcible) (Total)	0	0.0	0	0.0
Forcible Rape	0	0.0	0	0.0
Forcible Sodomy	0	0.0	0	0.0
Sexual Assault W/Object	0	0.0	0	0.0
Forcible Fondling	0	0.0	0	0.0
Robbery	0	0.0	0	0.0
Assault Offenses (Total)	0	0.0	0	0.0
Aggravated Assault	0	0.0	0	0.0
Simple Assault	0	0.0	0	0.0
Intimidation	0	0.0	0	0.0
Stalking	0	0.0	0	0.0
Arson	0	0.0	0	0.0
Extortion/Blackmail	0	0.0	0	0.0
Burglary	3	0.0	0	0.0
Larceny/Theft Offenses (Total)	2	0.0	0	0.0
Theft - Pocket-picking	0	0.0	0	0.0
Theft - Purse Snatching	0	0.0	0	0.0
Theft - Shoplifting	0	0.0	0	0.0
Theft From Building	1	0.0	0	0.0
Theft From Coin Machine	0	0.0	0	0.0
Theft From Motor Vehicle	1	0.0	0	0.0
Theft of Motor Vehicle Parts	0	0.0	0	0.0
Theft - All Other Larceny	0	0.0	0	0.0
Motor Vehicle Theft	0	0.0	0	0.0
Counterfeiting/Forgery	0	0.0	0	0.0
Fraud Offenses (Total)	0	0.0	0	0.0
Fraud - Computer Hacking/Invasion	0	0.0	0	0.0
Fraud - Credit Card/ATM	0	0.0	0	0.0
Fraud - False Pretenses	0	0.0	0	0.0
Fraud - Identity Theft	0	0.0	0	0.0
Fraud - Impersonation	0	0.0	0	0.0
Fraud - Welfare	0	0.0	0	0.0
Fraud - Wire	0	0.0	0	0.0
Embezzlement	0	0.0	0	0.0
Stolen Property Offenses	0	0.0	0	0.0
Destruction/Damage/Vandalism	0	0.0	0	0.0
Drug/Narcotic Violations (Total)	0	0.0	0	0.0
Drug/Narcotic Violations	0	0.0	0	0.0
Drug/Narcotic Equipment Violations	0	0.0	0	0.0

GROUP A OFFENSES	Offense	Rate per 1,000	Cleared	% Cleared
Sex Offenses (Nonforcible) (Total)	0	0.0	0	0.0
Incest	0	0.0	0	0.0
Statutory Rape	0	0.0	0	0.0
Pornography/Obscene Material	0	0.0	0	0.0
Gambling Offenses (Total)	0	0.0	0	0.0
Gambling - Betting/Wagering	0	0.0	0	0.0
Gambling - Operating/Promoting	0	0.0	0	0.0
Gambling - Equipment Violations	0	0.0	0	0.0
Gambling - Sports Tampering	0	0.0	0	0.0
Prostitution Offenses (Total)	0	0.0	0	0.0
Prostitution	0	0.0	0	0.0
Prostitution Assisting/Promoting	0	0.0	0	0.0
Purchasing Prostitution	0	0.0	0	0.0
Human Trafficking Offenses (Total)	0	0.0	0	0.0
Commercial Sex Acts	0	0.0	0	0.0
Involuntary Servitude	0	0.0	0	0.0
Bribery	0	0.0	0	0.0
Weapon Law Violations	0	0.0	0	0.0
Animal Cruelty	0	0.0	0	0.0

GROUP B OFFENSES	Offenses	Rate per 1,000
Bad Checks	0	0.0
Curfew/Vagrancy	0	0.0
Disorderly Conduct	0	0.0
DUI	1	0.0
Drunkenness	0	0.0
Family-Non Violent	0	0.0
Liquor Law Violations	0	0.0
Peeping Tom	0	0.0
Trespass	0	0.0
All Other Offenses	0	0.0

2016 Fall Term Campus Population	
Undergraduate Enrollment	1,370
Graduate Enrollment	304
Staff Personnel	92
Faculty Personnel	71
Security Personnel	10
Total Campus Population	1,847



Daymar College Clarksville - 2016

GROUP A OFFENSES	Offense	Rate per 1,000	Cleared	% Cleared
Homicide Offenses (Total)	0	0.0	0	0.0
Murder	0	0.0	0	0.0
Negligent Manslaughter	0	0.0	0	0.0
Negligent Vehicular Manslaughter	0	0.0	0	0.0
Kidnapping/Abduction	0	0.0	0	0.0
Sex Offenses (Forcible) (Total)	0	0.0	0	0.0
Forcible Rape	0	0.0	0	0.0
Forcible Sodomy	0	0.0	0	0.0
Sexual Assault W/Object	0	0.0	0	0.0
Forcible Fondling	0	0.0	0	0.0
Robbery	0	0.0	0	0.0
Assault Offenses (Total)	0	0.0	0	0.0
Aggravated Assault	0	0.0	0	0.0
Simple Assault	0	0.0	0	0.0
Intimidation	0	0.0	0	0.0
Stalking	0	0.0	0	0.0
Arson	0	0.0	0	0.0
Extortion/Blackmail	0	0.0	0	0.0
Burglary	0	0.0	0	0.0
Larceny/Theft Offenses (Total)	0	0.0	0	0.0
Theft - Pocket-picking	0	0.0	0	0.0
Theft - Purse Snatching	0	0.0	0	0.0
Theft - Shoplifting	0	0.0	0	0.0
Theft From Building	0	0.0	0	0.0
Theft From Coin Machine	0	0.0	0	0.0
Theft From Motor Vehicle	0	0.0	0	0.0
Theft of Motor Vehicle Parts	0	0.0	0	0.0
Theft - All Other Larceny	0	0.0	0	0.0
Motor Vehicle Theft	0	0.0	0	0.0
Counterfeiting/Forgery	0	0.0	0	0.0
Fraud Offenses (Total)	0	0.0	0	0.0
Fraud - Computer Hacking/Invasion	0	0.0	0	0.0
Fraud - Credit Card/ATM	0	0.0	0	0.0
Fraud - False Pretenses	0	0.0	0	0.0
Fraud - Identity Theft	0	0.0	0	0.0
Fraud - Impersonation	0	0.0	0	0.0
Fraud - Welfare	0	0.0	0	0.0
Fraud - Wire	0	0.0	0	0.0
Embezzlement	0	0.0	0	0.0
Stolen Property Offenses	0	0.0	0	0.0
Destruction/Damage/Vandalism	0	0.0	0	0.0
Drug/Narcotic Violations (Total)	0	0.0	0	0.0
Drug/Narcotic Violations	0	0.0	0	0.0
Drug/Narcotic Equipment Violations	0	0.0	0	0.0

GROUP A OFFENSES	Offense	Rate per 1,000	Cleared	% Cleared
Sex Offenses (Nonforcible) (Total)	0	0.0	0	0.0
Incest	0	0.0	0	0.0
Statutory Rape	0	0.0	0	0.0
Pornography/Obscene Material	0	0.0	0	0.0
Gambling Offenses (Total)	0	0.0	0	0.0
Gambling - Betting/Wagering	0	0.0	0	0.0
Gambling - Operating/Promoting	0	0.0	0	0.0
Gambling - Equipment Violations	0	0.0	0	0.0
Gambling - Sports Tampering	0	0.0	0	0.0
Prostitution Offenses (Total)	0	0.0	0	0.0
Prostitution	0	0.0	0	0.0
Prostitution Assisting/Promoting	0	0.0	0	0.0
Purchasing Prostitution	0	0.0	0	0.0
Human Trafficking Offenses (Total)	0	0.0	0	0.0
Commercial Sex Acts	0	0.0	0	0.0
Involuntary Servitude	0	0.0	0	0.0
Bribery	0	0.0	0	0.0
Weapon Law Violations	0	0.0	0	0.0
Animal Cruelty	0	0.0	0	0.0

GROUP B OFFENSES	Offenses	Rate per 1,000
Bad Checks	0	0.0
Curfew/Vagrancy	0	0.0
Disorderly Conduct	0	0.0
DUI	0	0.0
Drunkenness	0	0.0
Family-Non Violent	0	0.0
Liquor Law Violations	0	0.0
Peeping Tom	0	0.0
Trespass	0	0.0
All Other Offenses	0	0.0

2016 Fall Term Campus Population	
Undergraduate Enrollment	428
Graduate Enrollment	0
Staff Personnel	45
Faculty Personnel	25
Security Personnel	0
Total Campus Population	498



Daymar College Murfreesboro - 2016

GROUP A OFFENSES	Offense	Rate per 1,000	Cleared	% Cleared
Homicide Offenses (Total)	0	0.0	0	0.0
Murder	0	0.0	0	0.0
Negligent Manslaughter	0	0.0	0	0.0
Negligent Vehicular Manslaughter	0	0.0	0	0.0
Kidnapping/Abduction	0	0.0	0	0.0
Sex Offenses (Forcible) (Total)	0	0.0	0	0.0
Forcible Rape	0	0.0	0	0.0
Forcible Sodomy	0	0.0	0	0.0
Sexual Assault W/Object	0	0.0	0	0.0
Forcible Fondling	0	0.0	0	0.0
Robbery	0	0.0	0	0.0
Assault Offenses (Total)	0	0.0	0	0.0
Aggravated Assault	0	0.0	0	0.0
Simple Assault	0	0.0	0	0.0
Intimidation	0	0.0	0	0.0
Stalking	0	0.0	0	0.0
Arson	0	0.0	0	0.0
Extortion/Blackmail	0	0.0	0	0.0
Burglary	0	0.0	0	0.0
Larceny/Theft Offenses (Total)	0	0.0	0	0.0
Theft - Pocket-picking	0	0.0	0	0.0
Theft - Purse Snatching	0	0.0	0	0.0
Theft - Shoplifting	0	0.0	0	0.0
Theft From Building	0	0.0	0	0.0
Theft From Coin Machine	0	0.0	0	0.0
Theft From Motor Vehicle	0	0.0	0	0.0
Theft of Motor Vehicle Parts	0	0.0	0	0.0
Theft - All Other Larceny	0	0.0	0	0.0
Motor Vehicle Theft	0	0.0	0	0.0
Counterfeiting/Forgery	0	0.0	0	0.0
Fraud Offenses (Total)	0	0.0	0	0.0
Fraud - Computer Hacking/Invasion	0	0.0	0	0.0
Fraud - Credit Card/ATM	0	0.0	0	0.0
Fraud - False Pretenses	0	0.0	0	0.0
Fraud - Identity Theft	0	0.0	0	0.0
Fraud - Impersonation	0	0.0	0	0.0
Fraud - Welfare	0	0.0	0	0.0
Fraud - Wire	0	0.0	0	0.0
Embezzlement	0	0.0	0	0.0
Stolen Property Offenses	0	0.0	0	0.0
Destruction/Damage/Vandalism	0	0.0	0	0.0
Drug/Narcotic Violations (Total)	0	0.0	0	0.0
Drug/Narcotic Violations	0	0.0	0	0.0
Drug/Narcotic Equipment Violations	0	0.0	0	0.0

GROUP A OFFENSES	Offense	Rate per 1,000	Cleared	% Cleared
Sex Offenses (Nonforcible) (Total)	0	0.0	0	0.0
Incest	0	0.0	0	0.0
Statutory Rape	0	0.0	0	0.0
Pornography/Obscene Material	0	0.0	0	0.0
Gambling Offenses (Total)	0	0.0	0	0.0
Gambling - Betting/Wagering	0	0.0	0	0.0
Gambling - Operating/Promoting	0	0.0	0	0.0
Gambling - Equipment Violations	0	0.0	0	0.0
Gambling - Sports Tampering	0	0.0	0	0.0
Prostitution Offenses (Total)	0	0.0	0	0.0
Prostitution	0	0.0	0	0.0
Prostitution Assisting/Promoting	0	0.0	0	0.0
Purchasing Prostitution	0	0.0	0	0.0
Human Trafficking Offenses (Total)	0	0.0	0	0.0
Commercial Sex Acts	0	0.0	0	0.0
Involuntary Servitude	0	0.0	0	0.0
Bribery	0	0.0	0	0.0
Weapon Law Violations	0	0.0	0	0.0
Animal Cruelty	0	0.0	0	0.0

GROUP B OFFENSES	Offenses	Rate per 1,000
Bad Checks	0	0.0
Curfew/Vagrancy	0	0.0
Disorderly Conduct	0	0.0
DUI	0	0.0
Drunkenness	0	0.0
Family-Non Violent	0	0.0
Liquor Law Violations	0	0.0
Peeping Tom	0	0.0
Trespass	0	0.0
All Other Offenses	0	0.0

2016 Fall Term Campus Population	
Undergraduate Enrollment	185
Graduate Enrollment	0
Staff Personnel	14
Faculty Personnel	16
Security Personnel	1
Total Campus Population	216



Daymar College Nashville - 2016

GROUP A OFFENSES	Offense	Rate per 1,000	Cleared	% Cleared
Homicide Offenses (Total)	0	0.0	0	0.0
Murder	0	0.0	0	0.0
Negligent Manslaughter	0	0.0	0	0.0
Negligent Vehicular Manslaughter	0	0.0	0	0.0
Kidnapping/Abduction	0	0.0	0	0.0
Sex Offenses (Forcible) (Total)	0	0.0	0	0.0
Forcible Rape	0	0.0	0	0.0
Forcible Sodomy	0	0.0	0	0.0
Sexual Assault W/Object	0	0.0	0	0.0
Forcible Fondling	0	0.0	0	0.0
Robbery	0	0.0	0	0.0
Assault Offenses (Total)	0	0.0	0	0.0
Aggravated Assault	0	0.0	0	0.0
Simple Assault	0	0.0	0	0.0
Intimidation	0	0.0	0	0.0
Stalking	0	0.0	0	0.0
Arson	0	0.0	0	0.0
Extortion/Blackmail	0	0.0	0	0.0
Burglary	0	0.0	0	0.0
Larceny/Theft Offenses (Total)	0	0.0	0	0.0
Theft - Pocket-picking	0	0.0	0	0.0
Theft - Purse Snatching	0	0.0	0	0.0
Theft - Shoplifting	0	0.0	0	0.0
Theft From Building	0	0.0	0	0.0
Theft From Coin Machine	0	0.0	0	0.0
Theft From Motor Vehicle	0	0.0	0	0.0
Theft of Motor Vehicle Parts	0	0.0	0	0.0
Theft - All Other Larceny	0	0.0	0	0.0
Motor Vehicle Theft	0	0.0	0	0.0
Counterfeiting/Forgery	0	0.0	0	0.0
Fraud Offenses (Total)	0	0.0	0	0.0
Fraud - Computer Hacking/Invasion	0	0.0	0	0.0
Fraud - Credit Card/ATM	0	0.0	0	0.0
Fraud - False Pretenses	0	0.0	0	0.0
Fraud - Identity Theft	0	0.0	0	0.0
Fraud - Impersonation	0	0.0	0	0.0
Fraud - Welfare	0	0.0	0	0.0
Fraud - Wire	0	0.0	0	0.0
Embezzlement	0	0.0	0	0.0
Stolen Property Offenses	0	0.0	0	0.0
Destruction/Damage/Vandalism	0	0.0	0	0.0
Drug/Narcotic Violations (Total)	0	0.0	0	0.0
Drug/Narcotic Violations	0	0.0	0	0.0
Drug/Narcotic Equipment Violations	0	0.0	0	0.0

GROUP A OFFENSES	Offense	Rate per 1,000	Cleared	% Cleared
Sex Offenses (Nonforcible) (Total)	0	0.0	0	0.0
Incest	0	0.0	0	0.0
Statutory Rape	0	0.0	0	0.0
Pornography/Obscene Material	0	0.0	0	0.0
Gambling Offenses (Total)	0	0.0	0	0.0
Gambling - Betting/Wagering	0	0.0	0	0.0
Gambling - Operating/Promoting	0	0.0	0	0.0
Gambling - Equipment Violations	0	0.0	0	0.0
Gambling - Sports Tampering	0	0.0	0	0.0
Prostitution Offenses (Total)	0	0.0	0	0.0
Prostitution	0	0.0	0	0.0
Prostitution Assisting/Promoting	0	0.0	0	0.0
Purchasing Prostitution	0	0.0	0	0.0
Human Trafficking Offenses (Total)	0	0.0	0	0.0
Commercial Sex Acts	0	0.0	0	0.0
Involuntary Servitude	0	0.0	0	0.0
Bribery	0	0.0	0	0.0
Weapon Law Violations	0	0.0	0	0.0
Animal Cruelty	0	0.0	0	0.0

GROUP B OFFENSES	Offenses	Rate per 1,000
Bad Checks	0	0.0
Curfew/Vagrancy	0	0.0
Disorderly Conduct	0	0.0
DUI	0	0.0
Drunkenness	0	0.0
Family-Non Violent	0	0.0
Liquor Law Violations	0	0.0
Peeping Tom	0	0.0
Trespass	0	0.0
All Other Offenses	0	0.0

2016 Fall Term Campus Population	
Undergraduate Enrollment	221
Graduate Enrollment	0
Staff Personnel	72
Faculty Personnel	0
Security Personnel	1
Total Campus Population	294



Dyersburg State Community College - 2016

GROUP A OFFENSES	Offense	Rate per 1,000	Cleared	% Cleared
Homicide Offenses (Total)	0	0.0	0	0.0
Murder	0	0.0	0	0.0
Negligent Manslaughter	0	0.0	0	0.0
Negligent Vehicular Manslaughter	0	0.0	0	0.0
Kidnapping/Abduction	0	0.0	0	0.0
Sex Offenses (Forcible) (Total)	0	0.0	0	0.0
Forcible Rape	0	0.0	0	0.0
Forcible Sodomy	0	0.0	0	0.0
Sexual Assault W/Object	0	0.0	0	0.0
Forcible Fondling	0	0.0	0	0.0
Robbery	0	0.0	0	0.0
Assault Offenses (Total)	0	0.0	0	0.0
Aggravated Assault	0	0.0	0	0.0
Simple Assault	0	0.0	0	0.0
Intimidation	0	0.0	0	0.0
Stalking	0	0.0	0	0.0
Arson	0	0.0	0	0.0
Extortion/Blackmail	0	0.0	0	0.0
Burglary	0	0.0	0	0.0
Larceny/Theft Offenses (Total)	1	0.0	0	0.0
Theft - Pocket-picking	0	0.0	0	0.0
Theft - Purse Snatching	0	0.0	0	0.0
Theft - Shoplifting	0	0.0	0	0.0
Theft From Building	1	0.0	0	0.0
Theft From Coin Machine	0	0.0	0	0.0
Theft From Motor Vehicle	0	0.0	0	0.0
Theft of Motor Vehicle Parts	0	0.0	0	0.0
Theft - All Other Larceny	0	0.0	0	0.0
Motor Vehicle Theft	0	0.0	0	0.0
Counterfeiting/Forgery	0	0.0	0	0.0
Fraud Offenses (Total)	0	0.0	0	0.0
Fraud - Computer Hacking/Invasion	0	0.0	0	0.0
Fraud - Credit Card/ATM	0	0.0	0	0.0
Fraud - False Pretenses	0	0.0	0	0.0
Fraud - Identity Theft	0	0.0	0	0.0
Fraud - Impersonation	0	0.0	0	0.0
Fraud - Welfare	0	0.0	0	0.0
Fraud - Wire	0	0.0	0	0.0
Embezzlement	0	0.0	0	0.0
Stolen Property Offenses	0	0.0	0	0.0
Destruction/Damage/Vandalism	0	0.0	0	0.0
Drug/Narcotic Violations (Total)	0	0.0	0	0.0
Drug/Narcotic Violations	0	0.0	0	0.0
Drug/Narcotic Equipment Violations	0	0.0	0	0.0

GROUP A OFFENSES	Offense	Rate per 1,000	Cleared	% Cleared
Sex Offenses (Nonforcible) (Total)	0	0.0	0	0.0
Incest	0	0.0	0	0.0
Statutory Rape	0	0.0	0	0.0
Pornography/Obscene Material	0	0.0	0	0.0
Gambling Offenses (Total)	0	0.0	0	0.0
Gambling - Betting/Wagering	0	0.0	0	0.0
Gambling - Operating/Promoting	0	0.0	0	0.0
Gambling - Equipment Violations	0	0.0	0	0.0
Gambling - Sports Tampering	0	0.0	0	0.0
Prostitution Offenses (Total)	0	0.0	0	0.0
Prostitution	0	0.0	0	0.0
Prostitution Assisting/Promoting	0	0.0	0	0.0
Purchasing Prostitution	0	0.0	0	0.0
Human Trafficking Offenses (Total)	0	0.0	0	0.0
Commercial Sex Acts	0	0.0	0	0.0
Involuntary Servitude	0	0.0	0	0.0
Bribery	0	0.0	0	0.0
Weapon Law Violations	1	0.0	0	0.0
Animal Cruelty	0	0.0	0	0.0

GROUP B OFFENSES	Offenses	Rate per 1,000
Bad Checks	0	0.0
Curfew/Vagrancy	0	0.0
Disorderly Conduct	0	0.0
DUI	0	0.0
Drunkenness	0	0.0
Family-Non Violent	0	0.0
Liquor Law Violations	0	0.0
Peeping Tom	0	0.0
Trespass	0	0.0
All Other Offenses	0	0.0

2016 Fall Term Campus Population	
Undergraduate Enrollment	2,426
Graduate Enrollment	0
Staff Personnel	124
Faculty Personnel	176
Security Personnel	6
Total Campus Population	2,732



East Tennessee State University - 2016

GROUP A OFFENSES	Offense	Rate per 1,000	Cleared	% Cleared
Homicide Offenses (Total)	0	0.0	0	0.0
Murder	0	0.0	0	0.0
Negligent Manslaughter	0	0.0	0	0.0
Negligent Vehicular Manslaughter	0	0.0	0	0.0
Kidnapping/Abduction	3	0.0	2	66.7
Sex Offenses (Forcible) (Total)	4	0.0	2	50.0
Forcible Rape	1	0.0	1	100.0
Forcible Sodomy	1	0.0	0	0.0
Sexual Assault W/Object	0	0.0	0	0.0
Forcible Fondling	2	0.0	1	50.0
Robbery	4	0.0	2	50.0
Assault Offenses (Total)	28	0.0	16	57.1
Aggravated Assault	3	0.0	3	100.0
Simple Assault	16	0.0	10	62.5
Intimidation	8	0.0	3	37.5
Stalking	1	0.0	0	0.0
Arson	0	0.0	0	0.0
Extortion/Blackmail	1	0.0	0	0.0
Burglary	4	0.0	0	0.0
Larceny/Theft Offenses (Total)	69	0.0	6	8.7
Theft - Pocket-picking	0	0.0	0	0.0
Theft - Purse Snatching	0	0.0	0	0.0
Theft - Shoplifting	0	0.0	0	0.0
Theft From Building	49	0.0	4	8.2
Theft From Coin Machine	0	0.0	0	0.0
Theft From Motor Vehicle	9	0.0	1	11.1
Theft of Motor Vehicle Parts	2	0.0	1	50.0
Theft - All Other Larceny	9	0.0	0	0.0
Motor Vehicle Theft	1	0.0	0	0.0
Counterfeiting/Forgery	2	0.0	0	0.0
Fraud Offenses (Total)	4	0.0	1	25.0
Fraud - Computer Hacking/Invasion	1	0.0	0	0.0
Fraud - Credit Card/ATM	0	0.0	0	0.0
Fraud - False Pretenses	0	0.0	0	0.0
Fraud - Identity Theft	0	0.0	0	0.0
Fraud - Impersonation	3	0.0	1	33.3
Fraud - Welfare	0	0.0	0	0.0
Fraud - Wire	0	0.0	0	0.0
Embezzlement	0	0.0	0	0.0
Stolen Property Offenses	0	0.0	0	0.0
Destruction/Damage/Vandalism	52	0.0	3	5.8
Drug/Narcotic Violations (Total)	49	0.0	39	79.6
Drug/Narcotic Violations	22	0.0	18	81.8
Drug/Narcotic Equipment Violations	27	0.0	21	77.8

GROUP A OFFENSES	Offense	Rate per 1,000	Cleared	% Cleared
Sex Offenses (Nonforcible) (Total)	1	0.0	1	100.0
Incest	0	0.0	0	0.0
Statutory Rape	1	0.0	1	100.0
Pornography/Obscene Material	0	0.0	0	0.0
Gambling Offenses (Total)	0	0.0	0	0.0
Gambling - Betting/Wagering	0	0.0	0	0.0
Gambling - Operating/Promoting	0	0.0	0	0.0
Gambling - Equipment Violations	0	0.0	0	0.0
Gambling - Sports Tampering	0	0.0	0	0.0
Prostitution Offenses (Total)	0	0.0	0	0.0
Prostitution	0	0.0	0	0.0
Prostitution Assisting/Promoting	0	0.0	0	0.0
Purchasing Prostitution	0	0.0	0	0.0
Human Trafficking Offenses (Total)	0	0.0	0	0.0
Commercial Sex Acts	0	0.0	0	0.0
Involuntary Servitude	0	0.0	0	0.0
Bribery	0	0.0	0	0.0
Weapon Law Violations	5	0.0	4	80.0
Animal Cruelty	0	0.0	0	0.0

GROUP B OFFENSES	Offenses	Rate per 1,000
Bad Checks	0	0.0
Curfew/Vagrancy	0	0.0
Disorderly Conduct	4	0.0
DUI	9	0.0
Drunkenness	2	0.0
Family-Non Violent	0	0.0
Liquor Law Violations	27	0.0
Peeping Tom	0	0.0
Trespass	3	0.0
All Other Offenses	3	0.0

2016 Fall Term Campus Population	
Undergraduate Enrollment	10,500
Graduate Enrollment	2,583
Staff Personnel	1,435
Faculty Personnel	910
Security Personnel	35
Total Campus Population	15,463



GROUP A OFFENSES	Offense	Rate per 1,000	Cleared	% Cleared
Homicide Offenses (Total)	0	0.0	0	0.0
Murder	0	0.0	0	0.0
Negligent Manslaughter	0	0.0	0	0.0
Negligent Vehicular Manslaughter	0	0.0	0	0.0
Kidnapping/Abduction	0	0.0	0	0.0
Sex Offenses (Forcible) (Total)	0	0.0	0	0.0
Forcible Rape	0	0.0	0	0.0
Forcible Sodomy	0	0.0	0	0.0
Sexual Assault W/Object	0	0.0	0	0.0
Forcible Fondling	0	0.0	0	0.0
Robbery	0	0.0	0	0.0
Assault Offenses (Total)	8	0.0	6	75.0
Aggravated Assault	0	0.0	0	0.0
Simple Assault	8	0.0	6	75.0
Intimidation	0	0.0	0	0.0
Stalking	0	0.0	0	0.0
Arson	1	0.0	0	0.0
Extortion/Blackmail	0	0.0	0	0.0
Burglary	3	0.0	1	33.3
Larceny/Theft Offenses (Total)	17	0.0	2	11.8
Theft - Pocket-picking	0	0.0	0	0.0
Theft - Purse Snatching	0	0.0	0	0.0
Theft - Shoplifting	0	0.0	0	0.0
Theft From Building	13	0.0	2	15.4
Theft From Coin Machine	2	0.0	0	0.0
Theft From Motor Vehicle	1	0.0	0	0.0
Theft of Motor Vehicle Parts	1	0.0	0	0.0
Theft - All Other Larceny	0	0.0	0	0.0
Motor Vehicle Theft	1	0.0	0	0.0
Counterfeiting/Forgery	0	0.0	0	0.0
Fraud Offenses (Total)	0	0.0	0	0.0
Fraud - Computer Hacking/Invasion	0	0.0	0	0.0
Fraud - Credit Card/ATM	0	0.0	0	0.0
Fraud - False Pretenses	0	0.0	0	0.0
Fraud - Identity Theft	0	0.0	0	0.0
Fraud - Impersonation	0	0.0	0	0.0
Fraud - Welfare	0	0.0	0	0.0
Fraud - Wire	0	0.0	0	0.0
Embezzlement	0	0.0	0	0.0
Stolen Property Offenses	0	0.0	0	0.0
Destruction/Damage/Vandalism	9	0.0	3	33.3
Drug/Narcotic Violations (Total)	16	0.0	16	100.0
Drug/Narcotic Violations	10	0.0	10	100.0
Drug/Narcotic Equipment Violations	6	0.0	6	100.0

GROUP A OFFENSES	Offense	Rate per 1,000	Cleared	% Cleared
Sex Offenses (Nonforcible) (Total)	0	0.0	0	0.0
Incest	0	0.0	0	0.0
Statutory Rape	0	0.0	0	0.0
Pornography/Obscene Material	0	0.0	0	0.0
Gambling Offenses (Total)	0	0.0	0	0.0
Gambling - Betting/Wagering	0	0.0	0	0.0
Gambling - Operating/Promoting	0	0.0	0	0.0
Gambling - Equipment Violations	0	0.0	0	0.0
Gambling - Sports Tampering	0	0.0	0	0.0
Prostitution Offenses (Total)	0	0.0	0	0.0
Prostitution	0	0.0	0	0.0
Prostitution Assisting/Promoting	0	0.0	0	0.0
Purchasing Prostitution	0	0.0	0	0.0
Human Trafficking Offenses (Total)	0	0.0	0	0.0
Commercial Sex Acts	0	0.0	0	0.0
Involuntary Servitude	0	0.0	0	0.0
Bribery	0	0.0	0	0.0
Weapon Law Violations	0	0.0	0	0.0
Animal Cruelty	0	0.0	0	0.0

GROUP B OFFENSES	Offenses	Rate per 1,000
Bad Checks	0	0.0
Curfew/Vagrancy	0	0.0
Disorderly Conduct	0	0.0
DUI	0	0.0
Drunkenness	0	0.0
Family-Non Violent	0	0.0
Liquor Law Violations	8	0.0
Peeping Tom	0	0.0
Trespass	0	0.0
All Other Offenses	0	0.0

2016 Fall Term Campus Population	
Undergraduate Enrollment	723
Graduate Enrollment	38
Staff Personnel	176
Faculty Personnel	37
Security Personnel	8
Total Campus Population	982



GROUP A OFFENSES	Offense	Rate per 1,000	Cleared	% Cleared
Homicide Offenses (Total)	0	0.0	0	0.0
Murder	0	0.0	0	0.0
Negligent Manslaughter	0	0.0	0	0.0
Negligent Vehicular Manslaughter	0	0.0	0	0.0
Kidnapping/Abduction	0	0.0	0	0.0
Sex Offenses (Forcible) (Total)	0	0.0	0	0.0
Forcible Rape	0	0.0	0	0.0
Forcible Sodomy	0	0.0	0	0.0
Sexual Assault W/Object	0	0.0	0	0.0
Forcible Fondling	0	0.0	0	0.0
Robbery	0	0.0	0	0.0
Assault Offenses (Total)	1	0.0	1	100.0
Aggravated Assault	0	0.0	0	0.0
Simple Assault	1	0.0	1	100.0
Intimidation	0	0.0	0	0.0
Stalking	0	0.0	0	0.0
Arson	0	0.0	0	0.0
Extortion/Blackmail	0	0.0	0	0.0
Burglary	1	0.0	0	0.0
Larceny/Theft Offenses (Total)	4	0.0	0	0.0
Theft - Pocket-picking	0	0.0	0	0.0
Theft - Purse Snatching	0	0.0	0	0.0
Theft - Shoplifting	0	0.0	0	0.0
Theft From Building	3	0.0	0	0.0
Theft From Coin Machine	0	0.0	0	0.0
Theft From Motor Vehicle	0	0.0	0	0.0
Theft of Motor Vehicle Parts	0	0.0	0	0.0
Theft - All Other Larceny	1	0.0	0	0.0
Motor Vehicle Theft	1	0.0	1	100.0
Counterfeiting/Forgery	0	0.0	0	0.0
Fraud Offenses (Total)	0	0.0	0	0.0
Fraud - Computer Hacking/Invasion	0	0.0	0	0.0
Fraud - Credit Card/ATM	0	0.0	0	0.0
Fraud - False Pretenses	0	0.0	0	0.0
Fraud - Identity Theft	0	0.0	0	0.0
Fraud - Impersonation	0	0.0	0	0.0
Fraud - Welfare	0	0.0	0	0.0
Fraud - Wire	0	0.0	0	0.0
Embezzlement	0	0.0	0	0.0
Stolen Property Offenses	0	0.0	0	0.0
Destruction/Damage/Vandalism	1	0.0	1	100.0
Drug/Narcotic Violations (Total)	1	0.0	1	100.0
Drug/Narcotic Violations	1	0.0	1	100.0
Drug/Narcotic Equipment Violations	0	0.0	0	0.0

GROUP A OFFENSES	Offense	Rate per 1,000	Cleared	% Cleared
Sex Offenses (Nonforcible) (Total)	0	0.0	0	0.0
Incest	0	0.0	0	0.0
Statutory Rape	0	0.0	0	0.0
Pornography/Obscene Material	0	0.0	0	0.0
Gambling Offenses (Total)	0	0.0	0	0.0
Gambling - Betting/Wagering	0	0.0	0	0.0
Gambling - Operating/Promoting	0	0.0	0	0.0
Gambling - Equipment Violations	0	0.0	0	0.0
Gambling - Sports Tampering	0	0.0	0	0.0
Prostitution Offenses (Total)	0	0.0	0	0.0
Prostitution	0	0.0	0	0.0
Prostitution Assisting/Promoting	0	0.0	0	0.0
Purchasing Prostitution	0	0.0	0	0.0
Human Trafficking Offenses (Total)	0	0.0	0	0.0
Commercial Sex Acts	0	0.0	0	0.0
Involuntary Servitude	0	0.0	0	0.0
Bribery	0	0.0	0	0.0
Weapon Law Violations	0	0.0	0	0.0
Animal Cruelty	0	0.0	0	0.0

GROUP B OFFENSES	Offenses	Rate per 1,000
Bad Checks	0	0.0
Curfew/Vagrancy	0	0.0
Disorderly Conduct	0	0.0
DUI	0	0.0
Drunkenness	0	0.0
Family-Non Violent	0	0.0
Liquor Law Violations	0	0.0
Peeping Tom	0	0.0
Trespass	0	0.0
All Other Offenses	0	0.0

2016 Fall Term Campus Population	
Undergraduate Enrollment	1,344
Graduate Enrollment	378
Staff Personnel	212
Faculty Personnel	145
Security Personnel	33
Total Campus Population	2,112



Harding School of Theology - 2016

GROUP A OFFENSES	Offense	Rate per 1,000	Cleared	% Cleared
Homicide Offenses (Total)	0	0.0	0	0.0
Murder	0	0.0	0	0.0
Negligent Manslaughter	0	0.0	0	0.0
Negligent Vehicular Manslaughter	0	0.0	0	0.0
Kidnapping/Abduction	0	0.0	0	0.0
Sex Offenses (Forcible) (Total)	0	0.0	0	0.0
Forcible Rape	0	0.0	0	0.0
Forcible Sodomy	0	0.0	0	0.0
Sexual Assault W/Object	0	0.0	0	0.0
Forcible Fondling	0	0.0	0	0.0
Robbery	0	0.0	0	0.0
Assault Offenses (Total)	0	0.0	0	0.0
Aggravated Assault	0	0.0	0	0.0
Simple Assault	0	0.0	0	0.0
Intimidation	0	0.0	0	0.0
Stalking	0	0.0	0	0.0
Arson	0	0.0	0	0.0
Extortion/Blackmail	0	0.0	0	0.0
Burglary	0	0.0	0	0.0
Larceny/Theft Offenses (Total)	0	0.0	0	0.0
Theft - Pocket-picking	0	0.0	0	0.0
Theft - Purse Snatching	0	0.0	0	0.0
Theft - Shoplifting	0	0.0	0	0.0
Theft From Building	0	0.0	0	0.0
Theft From Coin Machine	0	0.0	0	0.0
Theft From Motor Vehicle	0	0.0	0	0.0
Theft of Motor Vehicle Parts	0	0.0	0	0.0
Theft - All Other Larceny	0	0.0	0	0.0
Motor Vehicle Theft	0	0.0	0	0.0
Counterfeiting/Forgery	0	0.0	0	0.0
Fraud Offenses (Total)	0	0.0	0	0.0
Fraud - Computer Hacking/Invasion	0	0.0	0	0.0
Fraud - Credit Card/ATM	0	0.0	0	0.0
Fraud - False Pretenses	0	0.0	0	0.0
Fraud - Identity Theft	0	0.0	0	0.0
Fraud - Impersonation	0	0.0	0	0.0
Fraud - Welfare	0	0.0	0	0.0
Fraud - Wire	0	0.0	0	0.0
Embezzlement	0	0.0	0	0.0
Stolen Property Offenses	0	0.0	0	0.0
Destruction/Damage/Vandalism	0	0.0	0	0.0
Drug/Narcotic Violations (Total)	0	0.0	0	0.0
Drug/Narcotic Violations	0	0.0	0	0.0
Drug/Narcotic Equipment Violations	0	0.0	0	0.0

GROUP A OFFENSES	Offense	Rate per 1,000	Cleared	% Cleared
Sex Offenses (Nonforcible) (Total)	0	0.0	0	0.0
Incest	0	0.0	0	0.0
Statutory Rape	0	0.0	0	0.0
Pornography/Obscene Material	0	0.0	0	0.0
Gambling Offenses (Total)	0	0.0	0	0.0
Gambling - Betting/Wagering	0	0.0	0	0.0
Gambling - Operating/Promoting	0	0.0	0	0.0
Gambling - Equipment Violations	0	0.0	0	0.0
Gambling - Sports Tampering	0	0.0	0	0.0
Prostitution Offenses (Total)	0	0.0	0	0.0
Prostitution	0	0.0	0	0.0
Prostitution Assisting/Promoting	0	0.0	0	0.0
Purchasing Prostitution	0	0.0	0	0.0
Human Trafficking Offenses (Total)	0	0.0	0	0.0
Commercial Sex Acts	0	0.0	0	0.0
Involuntary Servitude	0	0.0	0	0.0
Bribery	0	0.0	0	0.0
Weapon Law Violations	0	0.0	0	0.0
Animal Cruelty	0	0.0	0	0.0

GROUP B OFFENSES	Offenses	Rate per 1,000
Bad Checks	0	0.0
Curfew/Vagrancy	0	0.0
Disorderly Conduct	0	0.0
DUI	0	0.0
Drunkenness	0	0.0
Family-Non Violent	0	0.0
Liquor Law Violations	0	0.0
Peeping Tom	0	0.0
Trespass	0	0.0
All Other Offenses	0	0.0

2016 Fall Term Campus Population	
Undergraduate Enrollment	0
Graduate Enrollment	101
Staff Personnel	9
Faculty Personnel	15
Security Personnel	0
Total Campus Population	125



GROUP A OFFENSES	Offense	Rate per 1,000	Cleared	% Cleared
Homicide Offenses (Total)	0	0.0	0	0.0
Murder	0	0.0	0	0.0
Negligent Manslaughter	0	0.0	0	0.0
Negligent Vehicular Manslaughter	0	0.0	0	0.0
Kidnapping/Abduction	0	0.0	0	0.0
Sex Offenses (Forcible) (Total)	0	0.0	0	0.0
Forcible Rape	0	0.0	0	0.0
Forcible Sodomy	0	0.0	0	0.0
Sexual Assault W/Object	0	0.0	0	0.0
Forcible Fondling	0	0.0	0	0.0
Robbery	0	0.0	0	0.0
Assault Offenses (Total)	0	0.0	0	0.0
Aggravated Assault	0	0.0	0	0.0
Simple Assault	0	0.0	0	0.0
Intimidation	0	0.0	0	0.0
Stalking	0	0.0	0	0.0
Arson	0	0.0	0	0.0
Extortion/Blackmail	0	0.0	0	0.0
Burglary	0	0.0	0	0.0
Larceny/Theft Offenses (Total)	0	0.0	0	0.0
Theft - Pocket-picking	0	0.0	0	0.0
Theft - Purse Snatching	0	0.0	0	0.0
Theft - Shoplifting	0	0.0	0	0.0
Theft From Building	0	0.0	0	0.0
Theft From Coin Machine	0	0.0	0	0.0
Theft From Motor Vehicle	0	0.0	0	0.0
Theft of Motor Vehicle Parts	0	0.0	0	0.0
Theft - All Other Larceny	0	0.0	0	0.0
Motor Vehicle Theft	0	0.0	0	0.0
Counterfeiting/Forgery	0	0.0	0	0.0
Fraud Offenses (Total)	0	0.0	0	0.0
Fraud - Computer Hacking/Invasion	0	0.0	0	0.0
Fraud - Credit Card/ATM	0	0.0	0	0.0
Fraud - False Pretenses	0	0.0	0	0.0
Fraud - Identity Theft	0	0.0	0	0.0
Fraud - Impersonation	0	0.0	0	0.0
Fraud - Welfare	0	0.0	0	0.0
Fraud - Wire	0	0.0	0	0.0
Embezzlement	0	0.0	0	0.0
Stolen Property Offenses	0	0.0	0	0.0
Destruction/Damage/Vandalism	0	0.0	0	0.0
Drug/Narcotic Violations (Total)	0	0.0	0	0.0
Drug/Narcotic Violations	0	0.0	0	0.0
Drug/Narcotic Equipment Violations	0	0.0	0	0.0

GROUP A OFFENSES	Offense	Rate per 1,000	Cleared	% Cleared
Sex Offenses (Nonforcible) (Total)	0	0.0	0	0.0
Incest	0	0.0	0	0.0
Statutory Rape	0	0.0	0	0.0
Pornography/Obscene Material	0	0.0	0	0.0
Gambling Offenses (Total)	0	0.0	0	0.0
Gambling - Betting/Wagering	0	0.0	0	0.0
Gambling - Operating/Promoting	0	0.0	0	0.0
Gambling - Equipment Violations	0	0.0	0	0.0
Gambling - Sports Tampering	0	0.0	0	0.0
Prostitution Offenses (Total)	0	0.0	0	0.0
Prostitution	0	0.0	0	0.0
Prostitution Assisting/Promoting	0	0.0	0	0.0
Purchasing Prostitution	0	0.0	0	0.0
Human Trafficking Offenses (Total)	0	0.0	0	0.0
Commercial Sex Acts	0	0.0	0	0.0
Involuntary Servitude	0	0.0	0	0.0
Bribery	0	0.0	0	0.0
Weapon Law Violations	0	0.0	0	0.0
Animal Cruelty	0	0.0	0	0.0

GROUP B OFFENSES	Offenses	Rate per 1,000
Bad Checks	0	0.0
Curfew/Vagrancy	0	0.0
Disorderly Conduct	0	0.0
DUI	0	0.0
Drunkenness	0	0.0
Family-Non Violent	0	0.0
Liquor Law Violations	0	0.0
Peeping Tom	0	0.0
Trespass	0	0.0
All Other Offenses	0	0.0

2016 Fall Term Campus Population	
Undergraduate Enrollment	282
Graduate Enrollment	0
Staff Personnel	46
Faculty Personnel	13
Security Personnel	2
Total Campus Population	343



Jackson State Community College - 2016

GROUP A OFFENSES	Offense	Rate per 1,000	Cleared	% Cleared
Homicide Offenses (Total)	0	0.0	0	0.0
Murder	0	0.0	0	0.0
Negligent Manslaughter	0	0.0	0	0.0
Negligent Vehicular Manslaughter	0	0.0	0	0.0
Kidnapping/Abduction	0	0.0	0	0.0
Sex Offenses (Forcible) (Total)	0	0.0	0	0.0
Forcible Rape	0	0.0	0	0.0
Forcible Sodomy	0	0.0	0	0.0
Sexual Assault W/Object	0	0.0	0	0.0
Forcible Fondling	0	0.0	0	0.0
Robbery	0	0.0	0	0.0
Assault Offenses (Total)	0	0.0	0	0.0
Aggravated Assault	0	0.0	0	0.0
Simple Assault	0	0.0	0	0.0
Intimidation	0	0.0	0	0.0
Stalking	0	0.0	0	0.0
Arson	0	0.0	0	0.0
Extortion/Blackmail	0	0.0	0	0.0
Burglary	0	0.0	0	0.0
Larceny/Theft Offenses (Total)	0	0.0	0	0.0
Theft - Pocket-picking	0	0.0	0	0.0
Theft - Purse Snatching	0	0.0	0	0.0
Theft - Shoplifting	0	0.0	0	0.0
Theft From Building	0	0.0	0	0.0
Theft From Coin Machine	0	0.0	0	0.0
Theft From Motor Vehicle	0	0.0	0	0.0
Theft of Motor Vehicle Parts	0	0.0	0	0.0
Theft - All Other Larceny	0	0.0	0	0.0
Motor Vehicle Theft	0	0.0	0	0.0
Counterfeiting/Forgery	0	0.0	0	0.0
Fraud Offenses (Total)	0	0.0	0	0.0
Fraud - Computer Hacking/Invasion	0	0.0	0	0.0
Fraud - Credit Card/ATM	0	0.0	0	0.0
Fraud - False Pretenses	0	0.0	0	0.0
Fraud - Identity Theft	0	0.0	0	0.0
Fraud - Impersonation	0	0.0	0	0.0
Fraud - Welfare	0	0.0	0	0.0
Fraud - Wire	0	0.0	0	0.0
Embezzlement	0	0.0	0	0.0
Stolen Property Offenses	0	0.0	0	0.0
Destruction/Damage/Vandalism	0	0.0	0	0.0
Drug/Narcotic Violations (Total)	1	0.0	1	100.0
Drug/Narcotic Violations	0	0.0	0	0.0
Drug/Narcotic Equipment Violations	1	0.0	1	100.0

GROUP A OFFENSES	Offense	Rate per 1,000	Cleared	% Cleared
Sex Offenses (Nonforcible) (Total)	0	0.0	0	0.0
Incest	0	0.0	0	0.0
Statutory Rape	0	0.0	0	0.0
Pornography/Obscene Material	1	0.0	1	100.0
Gambling Offenses (Total)	0	0.0	0	0.0
Gambling - Betting/Wagering	0	0.0	0	0.0
Gambling - Operating/Promoting	0	0.0	0	0.0
Gambling - Equipment Violations	0	0.0	0	0.0
Gambling - Sports Tampering	0	0.0	0	0.0
Prostitution Offenses (Total)	0	0.0	0	0.0
Prostitution	0	0.0	0	0.0
Prostitution Assisting/Promoting	0	0.0	0	0.0
Purchasing Prostitution	0	0.0	0	0.0
Human Trafficking Offenses (Total)	0	0.0	0	0.0
Commercial Sex Acts	0	0.0	0	0.0
Involuntary Servitude	0	0.0	0	0.0
Bribery	0	0.0	0	0.0
Weapon Law Violations	0	0.0	0	0.0
Animal Cruelty	0	0.0	0	0.0

GROUP B OFFENSES	Offenses	Rate per 1,000
Bad Checks	0	0.0
Curfew/Vagrancy	0	0.0
Disorderly Conduct	0	0.0
DUI	0	0.0
Drunkenness	0	0.0
Family-Non Violent	0	0.0
Liquor Law Violations	0	0.0
Peeping Tom	0	0.0
Trespass	0	0.0
All Other Offenses	0	0.0

2016 Fall Term Campus Population	
Undergraduate Enrollment	2,903
Graduate Enrollment	0
Staff Personnel	143
Faculty Personnel	93
Security Personnel	5
Total Campus Population	3,144



GROUP A OFFENSES	Offense	Rate per 1,000	Cleared	% Cleared
Homicide Offenses (Total)	0	0.0	0	0.0
Murder	0	0.0	0	0.0
Negligent Manslaughter	0	0.0	0	0.0
Negligent Vehicular Manslaughter	0	0.0	0	0.0
Kidnapping/Abduction	0	0.0	0	0.0
Sex Offenses (Forcible) (Total)	0	0.0	0	0.0
Forcible Rape	0	0.0	0	0.0
Forcible Sodomy	0	0.0	0	0.0
Sexual Assault W/Object	0	0.0	0	0.0
Forcible Fondling	0	0.0	0	0.0
Robbery	0	0.0	0	0.0
Assault Offenses (Total)	0	0.0	0	0.0
Aggravated Assault	0	0.0	0	0.0
Simple Assault	0	0.0	0	0.0
Intimidation	0	0.0	0	0.0
Stalking	0	0.0	0	0.0
Arson	0	0.0	0	0.0
Extortion/Blackmail	0	0.0	0	0.0
Burglary	0	0.0	0	0.0
Larceny/Theft Offenses (Total)	0	0.0	0	0.0
Theft - Pocket-picking	0	0.0	0	0.0
Theft - Purse Snatching	0	0.0	0	0.0
Theft - Shoplifting	0	0.0	0	0.0
Theft From Building	0	0.0	0	0.0
Theft From Coin Machine	0	0.0	0	0.0
Theft From Motor Vehicle	0	0.0	0	0.0
Theft of Motor Vehicle Parts	0	0.0	0	0.0
Theft - All Other Larceny	0	0.0	0	0.0
Motor Vehicle Theft	0	0.0	0	0.0
Counterfeiting/Forgery	0	0.0	0	0.0
Fraud Offenses (Total)	0	0.0	0	0.0
Fraud - Computer Hacking/Invasion	0	0.0	0	0.0
Fraud - Credit Card/ATM	0	0.0	0	0.0
Fraud - False Pretenses	0	0.0	0	0.0
Fraud - Identity Theft	0	0.0	0	0.0
Fraud - Impersonation	0	0.0	0	0.0
Fraud - Welfare	0	0.0	0	0.0
Fraud - Wire	0	0.0	0	0.0
Embezzlement	0	0.0	0	0.0
Stolen Property Offenses	0	0.0	0	0.0
Destruction/Damage/Vandalism	0	0.0	0	0.0
Drug/Narcotic Violations (Total)	0	0.0	0	0.0
Drug/Narcotic Violations	0	0.0	0	0.0
Drug/Narcotic Equipment Violations	0	0.0	0	0.0

GROUP A OFFENSES	Offense	Rate per 1,000	Cleared	% Cleared
Sex Offenses (Nonforcible) (Total)	0	0.0	0	0.0
Incest	0	0.0	0	0.0
Statutory Rape	0	0.0	0	0.0
Pornography/Obscene Material	0	0.0	0	0.0
Gambling Offenses (Total)	0	0.0	0	0.0
Gambling - Betting/Wagering	0	0.0	0	0.0
Gambling - Operating/Promoting	0	0.0	0	0.0
Gambling - Equipment Violations	0	0.0	0	0.0
Gambling - Sports Tampering	0	0.0	0	0.0
Prostitution Offenses (Total)	0	0.0	0	0.0
Prostitution	0	0.0	0	0.0
Prostitution Assisting/Promoting	0	0.0	0	0.0
Purchasing Prostitution	0	0.0	0	0.0
Human Trafficking Offenses (Total)	0	0.0	0	0.0
Commercial Sex Acts	0	0.0	0	0.0
Involuntary Servitude	0	0.0	0	0.0
Bribery	0	0.0	0	0.0
Weapon Law Violations	0	0.0	0	0.0
Animal Cruelty	0	0.0	0	0.0

GROUP B OFFENSES	Offenses	Rate per 1,000
Bad Checks	0	0.0
Curfew/Vagrancy	0	0.0
Disorderly Conduct	0	0.0
DUI	0	0.0
Drunkenness	0	0.0
Family-Non Violent	0	0.0
Liquor Law Violations	0	0.0
Peeping Tom	0	0.0
Trespass	0	0.0
All Other Offenses	0	0.0

2016 Fall Term Campus Population	
Undergraduate Enrollment	63
Graduate Enrollment	0
Staff Personnel	4
Faculty Personnel	11
Security Personnel	1
Total Campus Population	79



Johnson University - 2016

GROUP A OFFENSES	Offense	Rate per 1,000	Cleared	% Cleared
Homicide Offenses (Total)	0	0.0	0	0.0
Murder	0	0.0	0	0.0
Negligent Manslaughter	0	0.0	0	0.0
Negligent Vehicular Manslaughter	0	0.0	0	0.0
Kidnapping/Abduction	0	0.0	0	0.0
Sex Offenses (Forcible) (Total)	0	0.0	0	0.0
Forcible Rape	0	0.0	0	0.0
Forcible Sodomy	0	0.0	0	0.0
Sexual Assault W/Object	0	0.0	0	0.0
Forcible Fondling	0	0.0	0	0.0
Robbery	0	0.0	0	0.0
Assault Offenses (Total)	0	0.0	0	0.0
Aggravated Assault	0	0.0	0	0.0
Simple Assault	0	0.0	0	0.0
Intimidation	0	0.0	0	0.0
Stalking	0	0.0	0	0.0
Arson	0	0.0	0	0.0
Extortion/Blackmail	0	0.0	0	0.0
Burglary	0	0.0	0	0.0
Larceny/Theft Offenses (Total)	4	0.0	0	0.0
Theft - Pocket-picking	0	0.0	0	0.0
Theft - Purse Snatching	0	0.0	0	0.0
Theft - Shoplifting	0	0.0	0	0.0
Theft From Building	4	0.0	0	0.0
Theft From Coin Machine	0	0.0	0	0.0
Theft From Motor Vehicle	0	0.0	0	0.0
Theft of Motor Vehicle Parts	0	0.0	0	0.0
Theft - All Other Larceny	0	0.0	0	0.0
Motor Vehicle Theft	0	0.0	0	0.0
Counterfeiting/Forgery	0	0.0	0	0.0
Fraud Offenses (Total)	0	0.0	0	0.0
Fraud - Computer Hacking/Invasion	0	0.0	0	0.0
Fraud - Credit Card/ATM	0	0.0	0	0.0
Fraud - False Pretenses	0	0.0	0	0.0
Fraud - Identity Theft	0	0.0	0	0.0
Fraud - Impersonation	0	0.0	0	0.0
Fraud - Welfare	0	0.0	0	0.0
Fraud - Wire	0	0.0	0	0.0
Embezzlement	0	0.0	0	0.0
Stolen Property Offenses	0	0.0	0	0.0
Destruction/Damage/Vandalism	0	0.0	0	0.0
Drug/Narcotic Violations (Total)	0	0.0	0	0.0
Drug/Narcotic Violations	0	0.0	0	0.0
Drug/Narcotic Equipment Violations	0	0.0	0	0.0

GROUP A OFFENSES	Offense	Rate per 1,000	Cleared	% Cleared
Sex Offenses (Nonforcible) (Total)	0	0.0	0	0.0
Incest	0	0.0	0	0.0
Statutory Rape	0	0.0	0	0.0
Pornography/Obscene Material	0	0.0	0	0.0
Gambling Offenses (Total)	0	0.0	0	0.0
Gambling - Betting/Wagering	0	0.0	0	0.0
Gambling - Operating/Promoting	0	0.0	0	0.0
Gambling - Equipment Violations	0	0.0	0	0.0
Gambling - Sports Tampering	0	0.0	0	0.0
Prostitution Offenses (Total)	0	0.0	0	0.0
Prostitution	0	0.0	0	0.0
Prostitution Assisting/Promoting	0	0.0	0	0.0
Purchasing Prostitution	0	0.0	0	0.0
Human Trafficking Offenses (Total)	0	0.0	0	0.0
Commercial Sex Acts	0	0.0	0	0.0
Involuntary Servitude	0	0.0	0	0.0
Bribery	0	0.0	0	0.0
Weapon Law Violations	0	0.0	0	0.0
Animal Cruelty	0	0.0	0	0.0

GROUP B OFFENSES	Offenses	Rate per 1,000
Bad Checks	0	0.0
Curfew/Vagrancy	0	0.0
Disorderly Conduct	0	0.0
DUI	1	0.0
Drunkenness	0	0.0
Family-Non Violent	0	0.0
Liquor Law Violations	0	0.0
Peeping Tom	0	0.0
Trespass	0	0.0
All Other Offenses	0	0.0

2016 Fall Term Campus Population	
Undergraduate Enrollment	683
Graduate Enrollment	58
Staff Personnel	115
Faculty Personnel	94
Security Personnel	5
Total Campus Population	955



GROUP A OFFENSES	Offense	Rate per 1,000	Cleared	% Cleared
Homicide Offenses (Total)	0	0.0	0	0.0
Murder	0	0.0	0	0.0
Negligent Manslaughter	0	0.0	0	0.0
Negligent Vehicular Manslaughter	0	0.0	0	0.0
Kidnapping/Abduction	0	0.0	0	0.0
Sex Offenses (Forcible) (Total)	0	0.0	0	0.0
Forcible Rape	0	0.0	0	0.0
Forcible Sodomy	0	0.0	0	0.0
Sexual Assault W/Object	0	0.0	0	0.0
Forcible Fondling	0	0.0	0	0.0
Robbery	0	0.0	0	0.0
Assault Offenses (Total)	1	0.0	0	0.0
Aggravated Assault	0	0.0	0	0.0
Simple Assault	1	0.0	0	0.0
Intimidation	0	0.0	0	0.0
Stalking	0	0.0	0	0.0
Arson	0	0.0	0	0.0
Extortion/Blackmail	0	0.0	0	0.0
Burglary	9	0.0	0	0.0
Larceny/Theft Offenses (Total)	5	0.0	0	0.0
Theft - Pocket-picking	0	0.0	0	0.0
Theft - Purse Snatching	0	0.0	0	0.0
Theft - Shoplifting	0	0.0	0	0.0
Theft From Building	3	0.0	0	0.0
Theft From Coin Machine	0	0.0	0	0.0
Theft From Motor Vehicle	2	0.0	0	0.0
Theft of Motor Vehicle Parts	0	0.0	0	0.0
Theft - All Other Larceny	0	0.0	0	0.0
Motor Vehicle Theft	0	0.0	0	0.0
Counterfeiting/Forgery	0	0.0	0	0.0
Fraud Offenses (Total)	0	0.0	0	0.0
Fraud - Computer Hacking/Invasion	0	0.0	0	0.0
Fraud - Credit Card/ATM	0	0.0	0	0.0
Fraud - False Pretenses	0	0.0	0	0.0
Fraud - Identity Theft	0	0.0	0	0.0
Fraud - Impersonation	0	0.0	0	0.0
Fraud - Welfare	0	0.0	0	0.0
Fraud - Wire	0	0.0	0	0.0
Embezzlement	1	0.0	1	100.0
Stolen Property Offenses	0	0.0	0	0.0
Destruction/Damage/Vandalism	10	0.0	0	0.0
Drug/Narcotic Violations (Total)	1	0.0	1	100.0
Drug/Narcotic Violations	1	0.0	1	100.0
Drug/Narcotic Equipment Violations	0	0.0	0	0.0

GROUP A OFFENSES	Offense	Rate per 1,000	Cleared	% Cleared
Sex Offenses (Nonforcible) (Total)	0	0.0	0	0.0
Incest	0	0.0	0	0.0
Statutory Rape	0	0.0	0	0.0
Pornography/Obscene Material	0	0.0	0	0.0
Gambling Offenses (Total)	0	0.0	0	0.0
Gambling - Betting/Wagering	0	0.0	0	0.0
Gambling - Operating/Promoting	0	0.0	0	0.0
Gambling - Equipment Violations	0	0.0	0	0.0
Gambling - Sports Tampering	0	0.0	0	0.0
Prostitution Offenses (Total)	0	0.0	0	0.0
Prostitution	0	0.0	0	0.0
Prostitution Assisting/Promoting	0	0.0	0	0.0
Purchasing Prostitution	0	0.0	0	0.0
Human Trafficking Offenses (Total)	0	0.0	0	0.0
Commercial Sex Acts	0	0.0	0	0.0
Involuntary Servitude	0	0.0	0	0.0
Bribery	0	0.0	0	0.0
Weapon Law Violations	0	0.0	0	0.0
Animal Cruelty	0	0.0	0	0.0

GROUP B OFFENSES	Offenses	Rate per 1,000
Bad Checks	0	0.0
Curfew/Vagrancy	0	0.0
Disorderly Conduct	0	0.0
DUI	0	0.0
Drunkenness	0	0.0
Family-Non Violent	0	0.0
Liquor Law Violations	1	0.0
Peeping Tom	0	0.0
Trespass	0	0.0
All Other Offenses	0	0.0

2016 Fall Term Campus Population	
Undergraduate Enrollment	2,268
Graduate Enrollment	432
Staff Personnel	194
Faculty Personnel	280
Security Personnel	12
Total Campus Population	3,186



Lane College - 2016

GROUP A OFFENSES	Offense	Rate per 1,000	Cleared	% Cleared
Homicide Offenses (Total)	0	0.0	0	0.0
Murder	0	0.0	0	0.0
Negligent Manslaughter	0	0.0	0	0.0
Negligent Vehicular Manslaughter	0	0.0	0	0.0
Kidnapping/Abduction	0	0.0	0	0.0
Sex Offenses (Forcible) (Total)	1	0.0	1	100.0
Forcible Rape	1	0.0	1	100.0
Forcible Sodomy	0	0.0	0	0.0
Sexual Assault W/Object	0	0.0	0	0.0
Forcible Fondling	0	0.0	0	0.0
Robbery	5	0.0	0	0.0
Assault Offenses (Total)	55	0.0	23	41.8
Aggravated Assault	5	0.0	4	80.0
Simple Assault	24	0.0	17	70.8
Intimidation	26	0.0	2	7.7
Stalking	0	0.0	0	0.0
Arson	1	0.0	0	0.0
Extortion/Blackmail	0	0.0	0	0.0
Burglary	20	0.0	0	0.0
Larceny/Theft Offenses (Total)	16	0.0	0	0.0
Theft - Pocket-picking	0	0.0	0	0.0
Theft - Purse Snatching	0	0.0	0	0.0
Theft - Shoplifting	0	0.0	0	0.0
Theft From Building	11	0.0	0	0.0
Theft From Coin Machine	0	0.0	0	0.0
Theft From Motor Vehicle	1	0.0	0	0.0
Theft of Motor Vehicle Parts	1	0.0	0	0.0
Theft - All Other Larceny	3	0.0	0	0.0
Motor Vehicle Theft	0	0.0	0	0.0
Counterfeiting/Forgery	0	0.0	0	0.0
Fraud Offenses (Total)	0	0.0	0	0.0
Fraud - Computer Hacking/Invasion	0	0.0	0	0.0
Fraud - Credit Card/ATM	0	0.0	0	0.0
Fraud - False Pretenses	0	0.0	0	0.0
Fraud - Identity Theft	0	0.0	0	0.0
Fraud - Impersonation	0	0.0	0	0.0
Fraud - Welfare	0	0.0	0	0.0
Fraud - Wire	0	0.0	0	0.0
Embezzlement	0	0.0	0	0.0
Stolen Property Offenses	0	0.0	0	0.0
Destruction/Damage/Vandalism	19	0.0	1	5.3
Drug/Narcotic Violations (Total)	20	0.0	15	75.0
Drug/Narcotic Violations	15	0.0	11	73.3
Drug/Narcotic Equipment Violations	5	0.0	4	80.0

GROUP A OFFENSES	Offense	Rate per 1,000	Cleared	% Cleared
Sex Offenses (Nonforcible) (Total)	0	0.0	0	0.0
Incest	0	0.0	0	0.0
Statutory Rape	0	0.0	0	0.0
Pornography/Obscene Material	0	0.0	0	0.0
Gambling Offenses (Total)	0	0.0	0	0.0
Gambling - Betting/Wagering	0	0.0	0	0.0
Gambling - Operating/Promoting	0	0.0	0	0.0
Gambling - Equipment Violations	0	0.0	0	0.0
Gambling - Sports Tampering	0	0.0	0	0.0
Prostitution Offenses (Total)	0	0.0	0	0.0
Prostitution	0	0.0	0	0.0
Prostitution Assisting/Promoting	0	0.0	0	0.0
Purchasing Prostitution	0	0.0	0	0.0
Human Trafficking Offenses (Total)	0	0.0	0	0.0
Commercial Sex Acts	0	0.0	0	0.0
Involuntary Servitude	0	0.0	0	0.0
Bribery	0	0.0	0	0.0
Weapon Law Violations	4	0.0	1	25.0
Animal Cruelty	0	0.0	0	0.0

GROUP B OFFENSES	Offenses	Rate per 1,000
Bad Checks	0	0.0
Curfew/Vagrancy	0	0.0
Disorderly Conduct	2	0.0
DUI	0	0.0
Drunkenness	0	0.0
Family-Non Violent	0	0.0
Liquor Law Violations	0	0.0
Peeping Tom	0	0.0
Trespass	0	0.0
All Other Offenses	0	0.0

2016 Fall Term Campus Population	
Undergraduate Enrollment	1,427
Graduate Enrollment	0
Staff Personnel	139
Faculty Personnel	81
Security Personnel	16
Total Campus Population	1,663



GROUP A OFFENSES	Offense	Rate per 1,000	Cleared	% Cleared
Homicide Offenses (Total)	0	0.0	0	0.0
Murder	0	0.0	0	0.0
Negligent Manslaughter	0	0.0	0	0.0
Negligent Vehicular Manslaughter	0	0.0	0	0.0
Kidnapping/Abduction	0	0.0	0	0.0
Sex Offenses (Forcible) (Total)	0	0.0	0	0.0
Forcible Rape	0	0.0	0	0.0
Forcible Sodomy	0	0.0	0	0.0
Sexual Assault W/Object	0	0.0	0	0.0
Forcible Fondling	0	0.0	0	0.0
Robbery	2	0.0	0	0.0
Assault Offenses (Total)	12	0.0	1	8.3
Aggravated Assault	2	0.0	1	50.0
Simple Assault	1	0.0	0	0.0
Intimidation	6	0.0	0	0.0
Stalking	3	0.0	0	0.0
Arson	1	0.0	0	0.0
Extortion/Blackmail	0	0.0	0	0.0
Burglary	12	0.0	0	0.0
Larceny/Theft Offenses (Total)	42	0.0	0	0.0
Theft - Pocket-picking	0	0.0	0	0.0
Theft - Purse Snatching	0	0.0	0	0.0
Theft - Shoplifting	0	0.0	0	0.0
Theft From Building	16	0.0	0	0.0
Theft From Coin Machine	0	0.0	0	0.0
Theft From Motor Vehicle	6	0.0	0	0.0
Theft of Motor Vehicle Parts	1	0.0	0	0.0
Theft - All Other Larceny	19	0.0	0	0.0
Motor Vehicle Theft	2	0.0	0	0.0
Counterfeiting/Forgery	0	0.0	0	0.0
Fraud Offenses (Total)	0	0.0	0	0.0
Fraud - Computer Hacking/Invasion	0	0.0	0	0.0
Fraud - Credit Card/ATM	0	0.0	0	0.0
Fraud - False Pretenses	0	0.0	0	0.0
Fraud - Identity Theft	0	0.0	0	0.0
Fraud - Impersonation	0	0.0	0	0.0
Fraud - Welfare	0	0.0	0	0.0
Fraud - Wire	0	0.0	0	0.0
Embezzlement	0	0.0	0	0.0
Stolen Property Offenses	0	0.0	0	0.0
Destruction/Damage/Vandalism	9	0.0	0	0.0
Drug/Narcotic Violations (Total)	4	0.0	3	75.0
Drug/Narcotic Violations	2	0.0	2	100.0
Drug/Narcotic Equipment Violations	2	0.0	1	50.0

GROUP A OFFENSES	Offense	Rate per 1,000	Cleared	% Cleared
Sex Offenses (Nonforcible) (Total)	0	0.0	0	0.0
Incest	0	0.0	0	0.0
Statutory Rape	0	0.0	0	0.0
Pornography/Obscene Material	0	0.0	0	0.0
Gambling Offenses (Total)	0	0.0	0	0.0
Gambling - Betting/Wagering	0	0.0	0	0.0
Gambling - Operating/Promoting	0	0.0	0	0.0
Gambling - Equipment Violations	0	0.0	0	0.0
Gambling - Sports Tampering	0	0.0	0	0.0
Prostitution Offenses (Total)	0	0.0	0	0.0
Prostitution	0	0.0	0	0.0
Prostitution Assisting/Promoting	0	0.0	0	0.0
Purchasing Prostitution	0	0.0	0	0.0
Human Trafficking Offenses (Total)	0	0.0	0	0.0
Commercial Sex Acts	0	0.0	0	0.0
Involuntary Servitude	0	0.0	0	0.0
Bribery	0	0.0	0	0.0
Weapon Law Violations	3	0.0	0	0.0
Animal Cruelty	0	0.0	0	0.0

GROUP B OFFENSES	Offenses	Rate per 1,000
Bad Checks	0	0.0
Curfew/Vagrancy	0	0.0
Disorderly Conduct	2	0.0
DUI	0	0.0
Drunkenness	1	0.0
Family-Non Violent	0	0.0
Liquor Law Violations	5	0.0
Peeping Tom	0	0.0
Trespass	1	0.0
All Other Offenses	0	0.0

2016 Fall Term Campus Population	
Undergraduate Enrollment	3,568
Graduate Enrollment	300
Staff Personnel	370
Faculty Personnel	433
Security Personnel	11
Total Campus Population	4,682



LeMoyne-Owen College - 2016

GROUP A OFFENSES	Offense	Rate per 1,000	Cleared	% Cleared
Homicide Offenses (Total)	0	0.0	0	0.0
Murder	0	0.0	0	0.0
Negligent Manslaughter	0	0.0	0	0.0
Negligent Vehicular Manslaughter	0	0.0	0	0.0
Kidnapping/Abduction	0	0.0	0	0.0
Sex Offenses (Forcible) (Total)	0	0.0	0	0.0
Forcible Rape	0	0.0	0	0.0
Forcible Sodomy	0	0.0	0	0.0
Sexual Assault W/Object	0	0.0	0	0.0
Forcible Fondling	0	0.0	0	0.0
Robbery	0	0.0	0	0.0
Assault Offenses (Total)	1	0.0	0	0.0
Aggravated Assault	1	0.0	0	0.0
Simple Assault	0	0.0	0	0.0
Intimidation	0	0.0	0	0.0
Stalking	0	0.0	0	0.0
Arson	0	0.0	0	0.0
Extortion/Blackmail	0	0.0	0	0.0
Burglary	0	0.0	0	0.0
Larceny/Theft Offenses (Total)	1	0.0	1	100.0
Theft - Pocket-picking	0	0.0	0	0.0
Theft - Purse Snatching	0	0.0	0	0.0
Theft - Shoplifting	0	0.0	0	0.0
Theft From Building	1	0.0	1	100.0
Theft From Coin Machine	0	0.0	0	0.0
Theft From Motor Vehicle	0	0.0	0	0.0
Theft of Motor Vehicle Parts	0	0.0	0	0.0
Theft - All Other Larceny	0	0.0	0	0.0
Motor Vehicle Theft	0	0.0	0	0.0
Counterfeiting/Forgery	0	0.0	0	0.0
Fraud Offenses (Total)	0	0.0	0	0.0
Fraud - Computer Hacking/Invasion	0	0.0	0	0.0
Fraud - Credit Card/ATM	0	0.0	0	0.0
Fraud - False Pretenses	0	0.0	0	0.0
Fraud - Identity Theft	0	0.0	0	0.0
Fraud - Impersonation	0	0.0	0	0.0
Fraud - Welfare	0	0.0	0	0.0
Fraud - Wire	0	0.0	0	0.0
Embezzlement	0	0.0	0	0.0
Stolen Property Offenses	0	0.0	0	0.0
Destruction/Damage/Vandalism	0	0.0	0	0.0
Drug/Narcotic Violations (Total)	0	0.0	0	0.0
Drug/Narcotic Violations	0	0.0	0	0.0
Drug/Narcotic Equipment Violations	0	0.0	0	0.0

GROUP A OFFENSES	Offense	Rate per 1,000	Cleared	% Cleared
Sex Offenses (Nonforcible) (Total)	0	0.0	0	0.0
Incest	0	0.0	0	0.0
Statutory Rape	0	0.0	0	0.0
Pornography/Obscene Material	0	0.0	0	0.0
Gambling Offenses (Total)	0	0.0	0	0.0
Gambling - Betting/Wagering	0	0.0	0	0.0
Gambling - Operating/Promoting	0	0.0	0	0.0
Gambling - Equipment Violations	0	0.0	0	0.0
Gambling - Sports Tampering	0	0.0	0	0.0
Prostitution Offenses (Total)	0	0.0	0	0.0
Prostitution	0	0.0	0	0.0
Prostitution Assisting/Promoting	0	0.0	0	0.0
Purchasing Prostitution	0	0.0	0	0.0
Human Trafficking Offenses (Total)	0	0.0	0	0.0
Commercial Sex Acts	0	0.0	0	0.0
Involuntary Servitude	0	0.0	0	0.0
Bribery	0	0.0	0	0.0
Weapon Law Violations	1	0.0	1	100.0
Animal Cruelty	0	0.0	0	0.0

GROUP B OFFENSES	Offenses	Rate per 1,000
Bad Checks	0	0.0
Curfew/Vagrancy	0	0.0
Disorderly Conduct	0	0.0
DUI	0	0.0
Drunkenness	0	0.0
Family-Non Violent	0	0.0
Liquor Law Violations	0	0.0
Peeping Tom	0	0.0
Trespass	0	0.0
All Other Offenses	0	0.0

2016 Fall Term Campus Population	
Undergraduate Enrollment	919
Graduate Enrollment	0
Staff Personnel	92
Faculty Personnel	49
Security Personnel	12
Total Campus Population	1,072



Lincoln Memorial University - 2016

GROUP A OFFENSES	Offense	Rate per 1,000	Cleared	% Cleared
Homicide Offenses (Total)	0	0.0	0	0.0
Murder	0	0.0	0	0.0
Negligent Manslaughter	0	0.0	0	0.0
Negligent Vehicular Manslaughter	0	0.0	0	0.0
Kidnapping/Abduction	0	0.0	0	0.0
Sex Offenses (Forcible) (Total)	0	0.0	0	0.0
Forcible Rape	0	0.0	0	0.0
Forcible Sodomy	0	0.0	0	0.0
Sexual Assault W/Object	0	0.0	0	0.0
Forcible Fondling	0	0.0	0	0.0
Robbery	0	0.0	0	0.0
Assault Offenses (Total)	3	0.0	3	100.0
Aggravated Assault	0	0.0	0	0.0
Simple Assault	3	0.0	3	100.0
Intimidation	0	0.0	0	0.0
Stalking	0	0.0	0	0.0
Arson	0	0.0	0	0.0
Extortion/Blackmail	0	0.0	0	0.0
Burglary	0	0.0	0	0.0
Larceny/Theft Offenses (Total)	0	0.0	0	0.0
Theft - Pocket-picking	0	0.0	0	0.0
Theft - Purse Snatching	0	0.0	0	0.0
Theft - Shoplifting	0	0.0	0	0.0
Theft From Building	0	0.0	0	0.0
Theft From Coin Machine	0	0.0	0	0.0
Theft From Motor Vehicle	0	0.0	0	0.0
Theft of Motor Vehicle Parts	0	0.0	0	0.0
Theft - All Other Larceny	0	0.0	0	0.0
Motor Vehicle Theft	0	0.0	0	0.0
Counterfeiting/Forgery	0	0.0	0	0.0
Fraud Offenses (Total)	0	0.0	0	0.0
Fraud - Computer Hacking/Invasion	0	0.0	0	0.0
Fraud - Credit Card/ATM	0	0.0	0	0.0
Fraud - False Pretenses	0	0.0	0	0.0
Fraud - Identity Theft	0	0.0	0	0.0
Fraud - Impersonation	0	0.0	0	0.0
Fraud - Welfare	0	0.0	0	0.0
Fraud - Wire	0	0.0	0	0.0
Embezzlement	0	0.0	0	0.0
Stolen Property Offenses	0	0.0	0	0.0
Destruction/Damage/Vandalism	0	0.0	0	0.0
Drug/Narcotic Violations (Total)	0	0.0	0	0.0
Drug/Narcotic Violations	0	0.0	0	0.0
Drug/Narcotic Equipment Violations	0	0.0	0	0.0

GROUP A OFFENSES	Offense	Rate per 1,000	Cleared	% Cleared
Sex Offenses (Nonforcible) (Total)	0	0.0	0	0.0
Incest	0	0.0	0	0.0
Statutory Rape	0	0.0	0	0.0
Pornography/Obscene Material	0	0.0	0	0.0
Gambling Offenses (Total)	0	0.0	0	0.0
Gambling - Betting/Wagering	0	0.0	0	0.0
Gambling - Operating/Promoting	0	0.0	0	0.0
Gambling - Equipment Violations	0	0.0	0	0.0
Gambling - Sports Tampering	0	0.0	0	0.0
Prostitution Offenses (Total)	0	0.0	0	0.0
Prostitution	0	0.0	0	0.0
Prostitution Assisting/Promoting	0	0.0	0	0.0
Purchasing Prostitution	0	0.0	0	0.0
Human Trafficking Offenses (Total)	0	0.0	0	0.0
Commercial Sex Acts	0	0.0	0	0.0
Involuntary Servitude	0	0.0	0	0.0
Bribery	0	0.0	0	0.0
Weapon Law Violations	0	0.0	0	0.0
Animal Cruelty	0	0.0	0	0.0

GROUP B OFFENSES	Offenses	Rate per 1,000
Bad Checks	0	0.0
Curfew/Vagrancy	0	0.0
Disorderly Conduct	0	0.0
DUI	0	0.0
Drunkenness	2	0.0
Family-Non Violent	0	0.0
Liquor Law Violations	1	0.0
Peeping Tom	0	0.0
Trespass	0	0.0
All Other Offenses	0	0.0

2016 Fall Term Campus Population	
Undergraduate Enrollment	1,781
Graduate Enrollment	5,593
Staff Personnel	464
Faculty Personnel	258
Security Personnel	38
Total Campus Population	8,134



Lipscomb University - 2016

GROUP A OFFENSES	Offense	Rate per 1,000	Cleared	% Cleared
Homicide Offenses (Total)	0	0.0	0	0.0
Murder	0	0.0	0	0.0
Negligent Manslaughter	0	0.0	0	0.0
Negligent Vehicular Manslaughter	0	0.0	0	0.0
Kidnapping/Abduction	0	0.0	0	0.0
Sex Offenses (Forcible) (Total)	0	0.0	0	0.0
Forcible Rape	0	0.0	0	0.0
Forcible Sodomy	0	0.0	0	0.0
Sexual Assault W/Object	0	0.0	0	0.0
Forcible Fondling	0	0.0	0	0.0
Robbery	0	0.0	0	0.0
Assault Offenses (Total)	0	0.0	0	0.0
Aggravated Assault	0	0.0	0	0.0
Simple Assault	0	0.0	0	0.0
Intimidation	0	0.0	0	0.0
Stalking	0	0.0	0	0.0
Arson	0	0.0	0	0.0
Extortion/Blackmail	0	0.0	0	0.0
Burglary	1	0.0	0	0.0
Larceny/Theft Offenses (Total)	4	0.0	0	0.0
Theft - Pocket-picking	0	0.0	0	0.0
Theft - Purse Snatching	0	0.0	0	0.0
Theft - Shoplifting	0	0.0	0	0.0
Theft From Building	0	0.0	0	0.0
Theft From Coin Machine	0	0.0	0	0.0
Theft From Motor Vehicle	0	0.0	0	0.0
Theft of Motor Vehicle Parts	0	0.0	0	0.0
Theft - All Other Larceny	4	0.0	0	0.0
Motor Vehicle Theft	0	0.0	0	0.0
Counterfeiting/Forgery	0	0.0	0	0.0
Fraud Offenses (Total)	0	0.0	0	0.0
Fraud - Computer Hacking/Invasion	0	0.0	0	0.0
Fraud - Credit Card/ATM	0	0.0	0	0.0
Fraud - False Pretenses	0	0.0	0	0.0
Fraud - Identity Theft	0	0.0	0	0.0
Fraud - Impersonation	0	0.0	0	0.0
Fraud - Welfare	0	0.0	0	0.0
Fraud - Wire	0	0.0	0	0.0
Embezzlement	0	0.0	0	0.0
Stolen Property Offenses	0	0.0	0	0.0
Destruction/Damage/Vandalism	0	0.0	0	0.0
Drug/Narcotic Violations (Total)	0	0.0	0	0.0
Drug/Narcotic Violations	0	0.0	0	0.0
Drug/Narcotic Equipment Violations	0	0.0	0	0.0

GROUP A OFFENSES	Offense	Rate per 1,000	Cleared	% Cleared
Sex Offenses (Nonforcible) (Total)	0	0.0	0	0.0
Incest	0	0.0	0	0.0
Statutory Rape	0	0.0	0	0.0
Pornography/Obscene Material	0	0.0	0	0.0
Gambling Offenses (Total)	0	0.0	0	0.0
Gambling - Betting/Wagering	0	0.0	0	0.0
Gambling - Operating/Promoting	0	0.0	0	0.0
Gambling - Equipment Violations	0	0.0	0	0.0
Gambling - Sports Tampering	0	0.0	0	0.0
Prostitution Offenses (Total)	0	0.0	0	0.0
Prostitution	0	0.0	0	0.0
Prostitution Assisting/Promoting	0	0.0	0	0.0
Purchasing Prostitution	0	0.0	0	0.0
Human Trafficking Offenses (Total)	0	0.0	0	0.0
Commercial Sex Acts	0	0.0	0	0.0
Involuntary Servitude	0	0.0	0	0.0
Bribery	0	0.0	0	0.0
Weapon Law Violations	0	0.0	0	0.0
Animal Cruelty	0	0.0	0	0.0

GROUP B OFFENSES	Offenses	Rate per 1,000
Bad Checks	0	0.0
Curfew/Vagrancy	0	0.0
Disorderly Conduct	0	0.0
DUI	0	0.0
Drunkenness	0	0.0
Family-Non Violent	0	0.0
Liquor Law Violations	0	0.0
Peeping Tom	0	0.0
Trespass	0	0.0
All Other Offenses	0	0.0

2016 Fall Term Campus Population	
Undergraduate Enrollment	2,856
Graduate Enrollment	1,351
Staff Personnel	571
Faculty Personnel	583
Security Personnel	21
Total Campus Population	5,382



Martin Methodist College - 2016

GROUP A OFFENSES	Offense	Rate per 1,000	Cleared	% Cleared
Homicide Offenses (Total)	0	0.0	0	0.0
Murder	0	0.0	0	0.0
Negligent Manslaughter	0	0.0	0	0.0
Negligent Vehicular Manslaughter	0	0.0	0	0.0
Kidnapping/Abduction	0	0.0	0	0.0
Sex Offenses (Forcible) (Total)	0	0.0	0	0.0
Forcible Rape	0	0.0	0	0.0
Forcible Sodomy	0	0.0	0	0.0
Sexual Assault W/Object	0	0.0	0	0.0
Forcible Fondling	0	0.0	0	0.0
Robbery	0	0.0	0	0.0
Assault Offenses (Total)	8	0.0	6	75.0
Aggravated Assault	3	0.0	3	100.0
Simple Assault	5	0.0	3	60.0
Intimidation	0	0.0	0	0.0
Stalking	0	0.0	0	0.0
Arson	0	0.0	0	0.0
Extortion/Blackmail	0	0.0	0	0.0
Burglary	1	0.0	0	0.0
Larceny/Theft Offenses (Total)	4	0.0	0	0.0
Theft - Pocket-picking	0	0.0	0	0.0
Theft - Purse Snatching	0	0.0	0	0.0
Theft - Shoplifting	0	0.0	0	0.0
Theft From Building	3	0.0	0	0.0
Theft From Coin Machine	0	0.0	0	0.0
Theft From Motor Vehicle	0	0.0	0	0.0
Theft of Motor Vehicle Parts	0	0.0	0	0.0
Theft - All Other Larceny	1	0.0	0	0.0
Motor Vehicle Theft	0	0.0	0	0.0
Counterfeiting/Forgery	0	0.0	0	0.0
Fraud Offenses (Total)	0	0.0	0	0.0
Fraud - Computer Hacking/Invasion	0	0.0	0	0.0
Fraud - Credit Card/ATM	0	0.0	0	0.0
Fraud - False Pretenses	0	0.0	0	0.0
Fraud - Identity Theft	0	0.0	0	0.0
Fraud - Impersonation	0	0.0	0	0.0
Fraud - Welfare	0	0.0	0	0.0
Fraud - Wire	0	0.0	0	0.0
Embezzlement	0	0.0	0	0.0
Stolen Property Offenses	0	0.0	0	0.0
Destruction/Damage/Vandalism	6	0.0	2	33.3
Drug/Narcotic Violations (Total)	3	0.0	3	100.0
Drug/Narcotic Violations	2	0.0	2	100.0
Drug/Narcotic Equipment Violations	1	0.0	1	100.0

GROUP A OFFENSES	Offense	Rate per 1,000	Cleared	% Cleared
Sex Offenses (Nonforcible) (Total)	0	0.0	0	0.0
Incest	0	0.0	0	0.0
Statutory Rape	0	0.0	0	0.0
Pornography/Obscene Material	0	0.0	0	0.0
Gambling Offenses (Total)	0	0.0	0	0.0
Gambling - Betting/Wagering	0	0.0	0	0.0
Gambling - Operating/Promoting	0	0.0	0	0.0
Gambling - Equipment Violations	0	0.0	0	0.0
Gambling - Sports Tampering	0	0.0	0	0.0
Prostitution Offenses (Total)	0	0.0	0	0.0
Prostitution	0	0.0	0	0.0
Prostitution Assisting/Promoting	0	0.0	0	0.0
Purchasing Prostitution	0	0.0	0	0.0
Human Trafficking Offenses (Total)	0	0.0	0	0.0
Commercial Sex Acts	0	0.0	0	0.0
Involuntary Servitude	0	0.0	0	0.0
Bribery	0	0.0	0	0.0
Weapon Law Violations	0	0.0	0	0.0
Animal Cruelty	0	0.0	0	0.0

GROUP B OFFENSES	Offenses	Rate per 1,000
Bad Checks	0	0.0
Curfew/Vagrancy	0	0.0
Disorderly Conduct	2	0.0
DUI	0	0.0
Drunkenness	1	0.0
Family-Non Violent	0	0.0
Liquor Law Violations	4	0.0
Peeping Tom	0	0.0
Trespass	0	0.0
All Other Offenses	4	0.0

2016 Fall Term Campus Population	
Undergraduate Enrollment	855
Graduate Enrollment	0
Staff Personnel	174
Faculty Personnel	77
Security Personnel	4
Total Campus Population	1,110



Maryville College - 2016

GROUP A OFFENSES	Offense	Rate per 1,000	Cleared	% Cleared
Homicide Offenses (Total)	0	0.0	0	0.0
Murder	0	0.0	0	0.0
Negligent Manslaughter	0	0.0	0	0.0
Negligent Vehicular Manslaughter	0	0.0	0	0.0
Kidnapping/Abduction	0	0.0	0	0.0
Sex Offenses (Forcible) (Total)	0	0.0	0	0.0
Forcible Rape	0	0.0	0	0.0
Forcible Sodomy	0	0.0	0	0.0
Sexual Assault W/Object	0	0.0	0	0.0
Forcible Fondling	0	0.0	0	0.0
Robbery	0	0.0	0	0.0
Assault Offenses (Total)	1	0.0	1	100.0
Aggravated Assault	0	0.0	0	0.0
Simple Assault	1	0.0	1	100.0
Intimidation	0	0.0	0	0.0
Stalking	0	0.0	0	0.0
Arson	0	0.0	0	0.0
Extortion/Blackmail	0	0.0	0	0.0
Burglary	0	0.0	0	0.0
Larceny/Theft Offenses (Total)	8	0.0	1	12.5
Theft - Pocket-picking	0	0.0	0	0.0
Theft - Purse Snatching	0	0.0	0	0.0
Theft - Shoplifting	0	0.0	0	0.0
Theft From Building	8	0.0	1	12.5
Theft From Coin Machine	0	0.0	0	0.0
Theft From Motor Vehicle	0	0.0	0	0.0
Theft of Motor Vehicle Parts	0	0.0	0	0.0
Theft - All Other Larceny	0	0.0	0	0.0
Motor Vehicle Theft	0	0.0	0	0.0
Counterfeiting/Forgery	0	0.0	0	0.0
Fraud Offenses (Total)	0	0.0	0	0.0
Fraud - Computer Hacking/Invasion	0	0.0	0	0.0
Fraud - Credit Card/ATM	0	0.0	0	0.0
Fraud - False Pretenses	0	0.0	0	0.0
Fraud - Identity Theft	0	0.0	0	0.0
Fraud - Impersonation	0	0.0	0	0.0
Fraud - Welfare	0	0.0	0	0.0
Fraud - Wire	0	0.0	0	0.0
Embezzlement	0	0.0	0	0.0
Stolen Property Offenses	0	0.0	0	0.0
Destruction/Damage/Vandalism	10	0.0	1	10.0
Drug/Narcotic Violations (Total)	10	0.0	10	100.0
Drug/Narcotic Violations	3	0.0	3	100.0
Drug/Narcotic Equipment Violations	7	0.0	7	100.0

GROUP A OFFENSES	Offense	Rate per 1,000	Cleared	% Cleared
Sex Offenses (Nonforcible) (Total)	0	0.0	0	0.0
Incest	0	0.0	0	0.0
Statutory Rape	0	0.0	0	0.0
Pornography/Obscene Material	0	0.0	0	0.0
Gambling Offenses (Total)	0	0.0	0	0.0
Gambling - Betting/Wagering	0	0.0	0	0.0
Gambling - Operating/Promoting	0	0.0	0	0.0
Gambling - Equipment Violations	0	0.0	0	0.0
Gambling - Sports Tampering	0	0.0	0	0.0
Prostitution Offenses (Total)	0	0.0	0	0.0
Prostitution	0	0.0	0	0.0
Prostitution Assisting/Promoting	0	0.0	0	0.0
Purchasing Prostitution	0	0.0	0	0.0
Human Trafficking Offenses (Total)	0	0.0	0	0.0
Commercial Sex Acts	0	0.0	0	0.0
Involuntary Servitude	0	0.0	0	0.0
Bribery	0	0.0	0	0.0
Weapon Law Violations	0	0.0	0	0.0
Animal Cruelty	0	0.0	0	0.0

GROUP B OFFENSES	Offenses	Rate per 1,000
Bad Checks	0	0.0
Curfew/Vagrancy	0	0.0
Disorderly Conduct	0	0.0
DUI	0	0.0
Drunkenness	0	0.0
Family-Non Violent	0	0.0
Liquor Law Violations	0	0.0
Peeping Tom	0	0.0
Trespass	0	0.0
All Other Offenses	0	0.0

2016 Fall Term Campus Population	
Undergraduate Enrollment	1,189
Graduate Enrollment	0
Staff Personnel	238
Faculty Personnel	124
Security Personnel	6
Total Campus Population	1,557



Meharry Medical College - 2016

GROUP A OFFENSES	Offense	Rate per 1,000	Cleared	% Cleared
Homicide Offenses (Total)	0	0.0	0	0.0
Murder	0	0.0	0	0.0
Negligent Manslaughter	0	0.0	0	0.0
Negligent Vehicular Manslaughter	0	0.0	0	0.0
Kidnapping/Abduction	0	0.0	0	0.0
Sex Offenses (Forcible) (Total)	0	0.0	0	0.0
Forcible Rape	0	0.0	0	0.0
Forcible Sodomy	0	0.0	0	0.0
Sexual Assault W/Object	0	0.0	0	0.0
Forcible Fondling	0	0.0	0	0.0
Robbery	0	0.0	0	0.0
Assault Offenses (Total)	0	0.0	0	0.0
Aggravated Assault	0	0.0	0	0.0
Simple Assault	0	0.0	0	0.0
Intimidation	0	0.0	0	0.0
Stalking	0	0.0	0	0.0
Arson	0	0.0	0	0.0
Extortion/Blackmail	0	0.0	0	0.0
Burglary	0	0.0	0	0.0
Larceny/Theft Offenses (Total)	0	0.0	0	0.0
Theft - Pocket-picking	0	0.0	0	0.0
Theft - Purse Snatching	0	0.0	0	0.0
Theft - Shoplifting	0	0.0	0	0.0
Theft From Building	0	0.0	0	0.0
Theft From Coin Machine	0	0.0	0	0.0
Theft From Motor Vehicle	0	0.0	0	0.0
Theft of Motor Vehicle Parts	0	0.0	0	0.0
Theft - All Other Larceny	0	0.0	0	0.0
Motor Vehicle Theft	0	0.0	0	0.0
Counterfeiting/Forgery	0	0.0	0	0.0
Fraud Offenses (Total)	0	0.0	0	0.0
Fraud - Computer Hacking/Invasion	0	0.0	0	0.0
Fraud - Credit Card/ATM	0	0.0	0	0.0
Fraud - False Pretenses	0	0.0	0	0.0
Fraud - Identity Theft	0	0.0	0	0.0
Fraud - Impersonation	0	0.0	0	0.0
Fraud - Welfare	0	0.0	0	0.0
Fraud - Wire	0	0.0	0	0.0
Embezzlement	0	0.0	0	0.0
Stolen Property Offenses	0	0.0	0	0.0
Destruction/Damage/Vandalism	0	0.0	0	0.0
Drug/Narcotic Violations (Total)	0	0.0	0	0.0
Drug/Narcotic Violations	0	0.0	0	0.0
Drug/Narcotic Equipment Violations	0	0.0	0	0.0

GROUP A OFFENSES	Offense	Rate per 1,000	Cleared	% Cleared
Sex Offenses (Nonforcible) (Total)	0	0.0	0	0.0
Incest	0	0.0	0	0.0
Statutory Rape	0	0.0	0	0.0
Pornography/Obscene Material	0	0.0	0	0.0
Gambling Offenses (Total)	0	0.0	0	0.0
Gambling - Betting/Wagering	0	0.0	0	0.0
Gambling - Operating/Promoting	0	0.0	0	0.0
Gambling - Equipment Violations	0	0.0	0	0.0
Gambling - Sports Tampering	0	0.0	0	0.0
Prostitution Offenses (Total)	0	0.0	0	0.0
Prostitution	0	0.0	0	0.0
Prostitution Assisting/Promoting	0	0.0	0	0.0
Purchasing Prostitution	0	0.0	0	0.0
Human Trafficking Offenses (Total)	0	0.0	0	0.0
Commercial Sex Acts	0	0.0	0	0.0
Involuntary Servitude	0	0.0	0	0.0
Bribery	0	0.0	0	0.0
Weapon Law Violations	0	0.0	0	0.0
Animal Cruelty	0	0.0	0	0.0

GROUP B OFFENSES	Offenses	Rate per 1,000
Bad Checks	0	0.0
Curfew/Vagrancy	0	0.0
Disorderly Conduct	0	0.0
DUI	0	0.0
Drunkenness	0	0.0
Family-Non Violent	0	0.0
Liquor Law Violations	0	0.0
Peeping Tom	0	0.0
Trespass	0	0.0
All Other Offenses	0	0.0

2016 Fall Term Campus Population	
Undergraduate Enrollment	0
Graduate Enrollment	831
Staff Personnel	625
Faculty Personnel	201
Security Personnel	24
Total Campus Population	1,681



Memphis College of Art - 2016

GROUP A OFFENSES	Offense	Rate per 1,000	Cleared	% Cleared
Homicide Offenses (Total)	0	0.0	0	0.0
Murder	0	0.0	0	0.0
Negligent Manslaughter	0	0.0	0	0.0
Negligent Vehicular Manslaughter	0	0.0	0	0.0
Kidnapping/Abduction	0	0.0	0	0.0
Sex Offenses (Forcible) (Total)	0	0.0	0	0.0
Forcible Rape	0	0.0	0	0.0
Forcible Sodomy	0	0.0	0	0.0
Sexual Assault W/Object	0	0.0	0	0.0
Forcible Fondling	0	0.0	0	0.0
Robbery	0	0.0	0	0.0
Assault Offenses (Total)	2	0.0	0	0.0
Aggravated Assault	0	0.0	0	0.0
Simple Assault	2	0.0	0	0.0
Intimidation	0	0.0	0	0.0
Stalking	0	0.0	0	0.0
Arson	0	0.0	0	0.0
Extortion/Blackmail	0	0.0	0	0.0
Burglary	0	0.0	0	0.0
Larceny/Theft Offenses (Total)	3	0.0	0	0.0
Theft - Pocket-picking	0	0.0	0	0.0
Theft - Purse Snatching	0	0.0	0	0.0
Theft - Shoplifting	0	0.0	0	0.0
Theft From Building	1	0.0	0	0.0
Theft From Coin Machine	0	0.0	0	0.0
Theft From Motor Vehicle	0	0.0	0	0.0
Theft of Motor Vehicle Parts	0	0.0	0	0.0
Theft - All Other Larceny	2	0.0	0	0.0
Motor Vehicle Theft	1	0.0	0	0.0
Counterfeiting/Forgery	0	0.0	0	0.0
Fraud Offenses (Total)	0	0.0	0	0.0
Fraud - Computer Hacking/Invasion	0	0.0	0	0.0
Fraud - Credit Card/ATM	0	0.0	0	0.0
Fraud - False Pretenses	0	0.0	0	0.0
Fraud - Identity Theft	0	0.0	0	0.0
Fraud - Impersonation	0	0.0	0	0.0
Fraud - Welfare	0	0.0	0	0.0
Fraud - Wire	0	0.0	0	0.0
Embezzlement	0	0.0	0	0.0
Stolen Property Offenses	0	0.0	0	0.0
Destruction/Damage/Vandalism	2	0.0	0	0.0
Drug/Narcotic Violations (Total)	0	0.0	0	0.0
Drug/Narcotic Violations	0	0.0	0	0.0
Drug/Narcotic Equipment Violations	0	0.0	0	0.0

GROUP A OFFENSES	Offense	Rate per 1,000	Cleared	% Cleared
Sex Offenses (Nonforcible) (Total)	0	0.0	0	0.0
Incest	0	0.0	0	0.0
Statutory Rape	0	0.0	0	0.0
Pornography/Obscene Material	0	0.0	0	0.0
Gambling Offenses (Total)	0	0.0	0	0.0
Gambling - Betting/Wagering	0	0.0	0	0.0
Gambling - Operating/Promoting	0	0.0	0	0.0
Gambling - Equipment Violations	0	0.0	0	0.0
Gambling - Sports Tampering	0	0.0	0	0.0
Prostitution Offenses (Total)	0	0.0	0	0.0
Prostitution	0	0.0	0	0.0
Prostitution Assisting/Promoting	0	0.0	0	0.0
Purchasing Prostitution	0	0.0	0	0.0
Human Trafficking Offenses (Total)	0	0.0	0	0.0
Commercial Sex Acts	0	0.0	0	0.0
Involuntary Servitude	0	0.0	0	0.0
Bribery	0	0.0	0	0.0
Weapon Law Violations	0	0.0	0	0.0
Animal Cruelty	0	0.0	0	0.0

GROUP B OFFENSES	Offenses	Rate per 1,000
Bad Checks	0	0.0
Curfew/Vagrancy	0	0.0
Disorderly Conduct	0	0.0
DUI	0	0.0
Drunkenness	0	0.0
Family-Non Violent	0	0.0
Liquor Law Violations	0	0.0
Peeping Tom	0	0.0
Trespass	0	0.0
All Other Offenses	1	0.0

2016 Fall Term Campus Population	
Undergraduate Enrollment	339
Graduate Enrollment	40
Staff Personnel	62
Faculty Personnel	119
Security Personnel	14
Total Campus Population	574



Middle Tennessee State University - 2016

GROUP A OFFENSES	Offense	Rate per 1,000	Cleared	% Cleared
Homicide Offenses (Total)	0	0.0	0	0.0
Murder	0	0.0	0	0.0
Negligent Manslaughter	0	0.0	0	0.0
Negligent Vehicular Manslaughter	0	0.0	0	0.0
Kidnapping/Abduction	0	0.0	0	0.0
Sex Offenses (Forcible) (Total)	2	0.0	0	0.0
Forcible Rape	2	0.0	0	0.0
Forcible Sodomy	0	0.0	0	0.0
Sexual Assault W/Object	0	0.0	0	0.0
Forcible Fondling	0	0.0	0	0.0
Robbery	2	0.0	1	50.0
Assault Offenses (Total)	39	0.0	11	28.2
Aggravated Assault	6	0.0	6	100.0
Simple Assault	22	0.0	5	22.7
Intimidation	9	0.0	0	0.0
Stalking	2	0.0	0	0.0
Arson	0	0.0	0	0.0
Extortion/Blackmail	0	0.0	0	0.0
Burglary	10	0.0	1	10.0
Larceny/Theft Offenses (Total)	120	0.0	5	4.2
Theft - Pocket-picking	0	0.0	0	0.0
Theft - Purse Snatching	0	0.0	0	0.0
Theft - Shoplifting	0	0.0	0	0.0
Theft From Building	65	0.0	2	3.1
Theft From Coin Machine	0	0.0	0	0.0
Theft From Motor Vehicle	16	0.0	0	0.0
Theft of Motor Vehicle Parts	5	0.0	1	20.0
Theft - All Other Larceny	34	0.0	2	5.9
Motor Vehicle Theft	3	0.0	0	0.0
Counterfeiting/Forgery	2	0.0	1	50.0
Fraud Offenses (Total)	9	0.0	0	0.0
Fraud - Computer Hacking/Invasion	0	0.0	0	0.0
Fraud - Credit Card/ATM	3	0.0	0	0.0
Fraud - False Pretenses	3	0.0	0	0.0
Fraud - Identity Theft	0	0.0	0	0.0
Fraud - Impersonation	0	0.0	0	0.0
Fraud - Welfare	0	0.0	0	0.0
Fraud - Wire	3	0.0	0	0.0
Embezzlement	0	0.0	0	0.0
Stolen Property Offenses	0	0.0	0	0.0
Destruction/Damage/Vandalism	62	0.0	2	3.2
Drug/Narcotic Violations (Total)	70	0.0	38	54.3
Drug/Narcotic Violations	48	0.0	26	54.2
Drug/Narcotic Equipment Violations	22	0.0	12	54.5

GROUP A OFFENSES	Offense	Rate per 1,000	Cleared	% Cleared
Sex Offenses (Nonforcible) (Total)	0	0.0	0	0.0
Incest	0	0.0	0	0.0
Statutory Rape	0	0.0	0	0.0
Pornography/Obscene Material	0	0.0	0	0.0
Gambling Offenses (Total)	0	0.0	0	0.0
Gambling - Betting/Wagering	0	0.0	0	0.0
Gambling - Operating/Promoting	0	0.0	0	0.0
Gambling - Equipment Violations	0	0.0	0	0.0
Gambling - Sports Tampering	0	0.0	0	0.0
Prostitution Offenses (Total)	0	0.0	0	0.0
Prostitution	0	0.0	0	0.0
Prostitution Assisting/Promoting	0	0.0	0	0.0
Purchasing Prostitution	0	0.0	0	0.0
Human Trafficking Offenses (Total)	0	0.0	0	0.0
Commercial Sex Acts	0	0.0	0	0.0
Involuntary Servitude	0	0.0	0	0.0
Bribery	0	0.0	0	0.0
Weapon Law Violations	4	0.0	4	100.0
Animal Cruelty	0	0.0	0	0.0

GROUP B OFFENSES	Offenses	Rate per 1,000
Bad Checks	0	0.0
Curfew/Vagrancy	0	0.0
Disorderly Conduct	3	0.0
DUI	16	0.0
Drunkenness	7	0.0
Family-Non Violent	0	0.0
Liquor Law Violations	6	0.0
Peeping Tom	0	0.0
Trespass	9	0.0
All Other Offenses	6	0.0

2016 Fall Term Campus Population	
Undergraduate Enrollment	19,693
Graduate Enrollment	2,357
Staff Personnel	1,201
Faculty Personnel	968
Security Personnel	42
Total Campus Population	24,261



Milligan College - 2016

GROUP A OFFENSES	Offense	Rate per 1,000	Cleared	% Cleared
Homicide Offenses (Total)	0	0.0	0	0.0
Murder	0	0.0	0	0.0
Negligent Manslaughter	0	0.0	0	0.0
Negligent Vehicular Manslaughter	0	0.0	0	0.0
Kidnapping/Abduction	0	0.0	0	0.0
Sex Offenses (Forcible) (Total)	0	0.0	0	0.0
Forcible Rape	0	0.0	0	0.0
Forcible Sodomy	0	0.0	0	0.0
Sexual Assault W/Object	0	0.0	0	0.0
Forcible Fondling	0	0.0	0	0.0
Robbery	0	0.0	0	0.0
Assault Offenses (Total)	0	0.0	0	0.0
Aggravated Assault	0	0.0	0	0.0
Simple Assault	0	0.0	0	0.0
Intimidation	0	0.0	0	0.0
Stalking	0	0.0	0	0.0
Arson	0	0.0	0	0.0
Extortion/Blackmail	0	0.0	0	0.0
Burglary	0	0.0	0	0.0
Larceny/Theft Offenses (Total)	4	0.0	0	0.0
Theft - Pocket-picking	0	0.0	0	0.0
Theft - Purse Snatching	0	0.0	0	0.0
Theft - Shoplifting	0	0.0	0	0.0
Theft From Building	0	0.0	0	0.0
Theft From Coin Machine	0	0.0	0	0.0
Theft From Motor Vehicle	4	0.0	0	0.0
Theft of Motor Vehicle Parts	0	0.0	0	0.0
Theft - All Other Larceny	0	0.0	0	0.0
Motor Vehicle Theft	0	0.0	0	0.0
Counterfeiting/Forgery	0	0.0	0	0.0
Fraud Offenses (Total)	0	0.0	0	0.0
Fraud - Computer Hacking/Invasion	0	0.0	0	0.0
Fraud - Credit Card/ATM	0	0.0	0	0.0
Fraud - False Pretenses	0	0.0	0	0.0
Fraud - Identity Theft	0	0.0	0	0.0
Fraud - Impersonation	0	0.0	0	0.0
Fraud - Welfare	0	0.0	0	0.0
Fraud - Wire	0	0.0	0	0.0
Embezzlement	0	0.0	0	0.0
Stolen Property Offenses	0	0.0	0	0.0
Destruction/Damage/Vandalism	3	0.0	0	0.0
Drug/Narcotic Violations (Total)	0	0.0	0	0.0
Drug/Narcotic Violations	0	0.0	0	0.0
Drug/Narcotic Equipment Violations	0	0.0	0	0.0

GROUP A OFFENSES	Offense	Rate per 1,000	Cleared	% Cleared
Sex Offenses (Nonforcible) (Total)	0	0.0	0	0.0
Incest	0	0.0	0	0.0
Statutory Rape	0	0.0	0	0.0
Pornography/Obscene Material	0	0.0	0	0.0
Gambling Offenses (Total)	0	0.0	0	0.0
Gambling - Betting/Wagering	0	0.0	0	0.0
Gambling - Operating/Promoting	0	0.0	0	0.0
Gambling - Equipment Violations	0	0.0	0	0.0
Gambling - Sports Tampering	0	0.0	0	0.0
Prostitution Offenses (Total)	0	0.0	0	0.0
Prostitution	0	0.0	0	0.0
Prostitution Assisting/Promoting	0	0.0	0	0.0
Purchasing Prostitution	0	0.0	0	0.0
Human Trafficking Offenses (Total)	0	0.0	0	0.0
Commercial Sex Acts	0	0.0	0	0.0
Involuntary Servitude	0	0.0	0	0.0
Bribery	0	0.0	0	0.0
Weapon Law Violations	0	0.0	0	0.0
Animal Cruelty	0	0.0	0	0.0

GROUP B OFFENSES	Offenses	Rate per 1,000
Bad Checks	0	0.0
Curfew/Vagrancy	0	0.0
Disorderly Conduct	0	0.0
DUI	0	0.0
Drunkenness	2	0.0
Family-Non Violent	0	0.0
Liquor Law Violations	5	0.0
Peeping Tom	0	0.0
Trespass	0	0.0
All Other Offenses	0	0.0

2016 Fall Term Campus Population	
Undergraduate Enrollment	849
Graduate Enrollment	295
Staff Personnel	143
Faculty Personnel	149
Security Personnel	6
Total Campus Population	1,442



Motlow State Community College - 2016

GROUP A OFFENSES	Offense	Rate per 1,000	Cleared	% Cleared
Homicide Offenses (Total)	0	0.0	0	0.0
Murder	0	0.0	0	0.0
Negligent Manslaughter	0	0.0	0	0.0
Negligent Vehicular Manslaughter	0	0.0	0	0.0
Kidnapping/Abduction	0	0.0	0	0.0
Sex Offenses (Forcible) (Total)	0	0.0	0	0.0
Forcible Rape	0	0.0	0	0.0
Forcible Sodomy	0	0.0	0	0.0
Sexual Assault W/Object	0	0.0	0	0.0
Forcible Fondling	0	0.0	0	0.0
Robbery	0	0.0	0	0.0
Assault Offenses (Total)	0	0.0	0	0.0
Aggravated Assault	0	0.0	0	0.0
Simple Assault	0	0.0	0	0.0
Intimidation	0	0.0	0	0.0
Stalking	0	0.0	0	0.0
Arson	0	0.0	0	0.0
Extortion/Blackmail	0	0.0	0	0.0
Burglary	0	0.0	0	0.0
Larceny/Theft Offenses (Total)	0	0.0	0	0.0
Theft - Pocket-picking	0	0.0	0	0.0
Theft - Purse Snatching	0	0.0	0	0.0
Theft - Shoplifting	0	0.0	0	0.0
Theft From Building	0	0.0	0	0.0
Theft From Coin Machine	0	0.0	0	0.0
Theft From Motor Vehicle	0	0.0	0	0.0
Theft of Motor Vehicle Parts	0	0.0	0	0.0
Theft - All Other Larceny	0	0.0	0	0.0
Motor Vehicle Theft	0	0.0	0	0.0
Counterfeiting/Forgery	0	0.0	0	0.0
Fraud Offenses (Total)	0	0.0	0	0.0
Fraud - Computer Hacking/Invasion	0	0.0	0	0.0
Fraud - Credit Card/ATM	0	0.0	0	0.0
Fraud - False Pretenses	0	0.0	0	0.0
Fraud - Identity Theft	0	0.0	0	0.0
Fraud - Impersonation	0	0.0	0	0.0
Fraud - Welfare	0	0.0	0	0.0
Fraud - Wire	0	0.0	0	0.0
Embezzlement	0	0.0	0	0.0
Stolen Property Offenses	0	0.0	0	0.0
Destruction/Damage/Vandalism	0	0.0	0	0.0
Drug/Narcotic Violations (Total)	0	0.0	0	0.0
Drug/Narcotic Violations	0	0.0	0	0.0
Drug/Narcotic Equipment Violations	0	0.0	0	0.0

GROUP A OFFENSES	Offense	Rate per 1,000	Cleared	% Cleared
Sex Offenses (Nonforcible) (Total)	0	0.0	0	0.0
Incest	0	0.0	0	0.0
Statutory Rape	0	0.0	0	0.0
Pornography/Obscene Material	0	0.0	0	0.0
Gambling Offenses (Total)	0	0.0	0	0.0
Gambling - Betting/Wagering	0	0.0	0	0.0
Gambling - Operating/Promoting	0	0.0	0	0.0
Gambling - Equipment Violations	0	0.0	0	0.0
Gambling - Sports Tampering	0	0.0	0	0.0
Prostitution Offenses (Total)	0	0.0	0	0.0
Prostitution	0	0.0	0	0.0
Prostitution Assisting/Promoting	0	0.0	0	0.0
Purchasing Prostitution	0	0.0	0	0.0
Human Trafficking Offenses (Total)	0	0.0	0	0.0
Commercial Sex Acts	0	0.0	0	0.0
Involuntary Servitude	0	0.0	0	0.0
Bribery	0	0.0	0	0.0
Weapon Law Violations	0	0.0	0	0.0
Animal Cruelty	0	0.0	0	0.0

GROUP B OFFENSES	Offenses	Rate per 1,000
Bad Checks	0	0.0
Curfew/Vagrancy	0	0.0
Disorderly Conduct	0	0.0
DUI	0	0.0
Drunkenness	0	0.0
Family-Non Violent	0	0.0
Liquor Law Violations	0	0.0
Peeping Tom	0	0.0
Trespass	0	0.0
All Other Offenses	0	0.0

2016 Fall Term Campus Population	
Undergraduate Enrollment	4,089
Graduate Enrollment	0
Staff Personnel	159
Faculty Personnel	98
Security Personnel	5
Total Campus Population	4,351



Nashville State Community College - 2016

GROUP A OFFENSES	Offense	Rate per 1,000	Cleared	% Cleared
Homicide Offenses (Total)	0	0.0	0	0.0
Murder	0	0.0	0	0.0
Negligent Manslaughter	0	0.0	0	0.0
Negligent Vehicular Manslaughter	0	0.0	0	0.0
Kidnapping/Abduction	0	0.0	0	0.0
Sex Offenses (Forcible) (Total)	0	0.0	0	0.0
Forcible Rape	0	0.0	0	0.0
Forcible Sodomy	0	0.0	0	0.0
Sexual Assault W/Object	0	0.0	0	0.0
Forcible Fondling	0	0.0	0	0.0
Robbery	0	0.0	0	0.0
Assault Offenses (Total)	0	0.0	0	0.0
Aggravated Assault	0	0.0	0	0.0
Simple Assault	0	0.0	0	0.0
Intimidation	0	0.0	0	0.0
Stalking	0	0.0	0	0.0
Arson	0	0.0	0	0.0
Extortion/Blackmail	0	0.0	0	0.0
Burglary	0	0.0	0	0.0
Larceny/Theft Offenses (Total)	4	0.0	0	0.0
Theft - Pocket-picking	0	0.0	0	0.0
Theft - Purse Snatching	0	0.0	0	0.0
Theft - Shoplifting	0	0.0	0	0.0
Theft From Building	3	0.0	0	0.0
Theft From Coin Machine	0	0.0	0	0.0
Theft From Motor Vehicle	1	0.0	0	0.0
Theft of Motor Vehicle Parts	0	0.0	0	0.0
Theft - All Other Larceny	0	0.0	0	0.0
Motor Vehicle Theft	0	0.0	0	0.0
Counterfeiting/Forgery	0	0.0	0	0.0
Fraud Offenses (Total)	0	0.0	0	0.0
Fraud - Computer Hacking/Invasion	0	0.0	0	0.0
Fraud - Credit Card/ATM	0	0.0	0	0.0
Fraud - False Pretenses	0	0.0	0	0.0
Fraud - Identity Theft	0	0.0	0	0.0
Fraud - Impersonation	0	0.0	0	0.0
Fraud - Welfare	0	0.0	0	0.0
Fraud - Wire	0	0.0	0	0.0
Embezzlement	0	0.0	0	0.0
Stolen Property Offenses	0	0.0	0	0.0
Destruction/Damage/Vandalism	0	0.0	0	0.0
Drug/Narcotic Violations (Total)	0	0.0	0	0.0
Drug/Narcotic Violations	0	0.0	0	0.0
Drug/Narcotic Equipment Violations	0	0.0	0	0.0

GROUP A OFFENSES	Offense	Rate per 1,000	Cleared	% Cleared
Sex Offenses (Nonforcible) (Total)	0	0.0	0	0.0
Incest	0	0.0	0	0.0
Statutory Rape	0	0.0	0	0.0
Pornography/Obscene Material	0	0.0	0	0.0
Gambling Offenses (Total)	0	0.0	0	0.0
Gambling - Betting/Wagering	0	0.0	0	0.0
Gambling - Operating/Promoting	0	0.0	0	0.0
Gambling - Equipment Violations	0	0.0	0	0.0
Gambling - Sports Tampering	0	0.0	0	0.0
Prostitution Offenses (Total)	0	0.0	0	0.0
Prostitution	0	0.0	0	0.0
Prostitution Assisting/Promoting	0	0.0	0	0.0
Purchasing Prostitution	0	0.0	0	0.0
Human Trafficking Offenses (Total)	0	0.0	0	0.0
Commercial Sex Acts	0	0.0	0	0.0
Involuntary Servitude	0	0.0	0	0.0
Bribery	0	0.0	0	0.0
Weapon Law Violations	1	0.0	0	0.0
Animal Cruelty	0	0.0	0	0.0

GROUP B OFFENSES	Offenses	Rate per 1,000
Bad Checks	0	0.0
Curfew/Vagrancy	0	0.0
Disorderly Conduct	0	0.0
DUI	0	0.0
Drunkenness	0	0.0
Family-Non Violent	0	0.0
Liquor Law Violations	0	0.0
Peeping Tom	0	0.0
Trespass	0	0.0
All Other Offenses	0	0.0

2016 Fall Term Campus Population	
Undergraduate Enrollment	5,479
Graduate Enrollment	0
Staff Personnel	248
Faculty Personnel	185
Security Personnel	36
Total Campus Population	5,948



Northeast State Community College - 2016

GROUP A OFFENSES	Offense	Rate per 1,000	Cleared	% Cleared
Homicide Offenses (Total)	0	0.0	0	0.0
Murder	0	0.0	0	0.0
Negligent Manslaughter	0	0.0	0	0.0
Negligent Vehicular Manslaughter	0	0.0	0	0.0
Kidnapping/Abduction	0	0.0	0	0.0
Sex Offenses (Forcible) (Total)	0	0.0	0	0.0
Forcible Rape	0	0.0	0	0.0
Forcible Sodomy	0	0.0	0	0.0
Sexual Assault W/Object	0	0.0	0	0.0
Forcible Fondling	0	0.0	0	0.0
Robbery	0	0.0	0	0.0
Assault Offenses (Total)	1	0.0	0	0.0
Aggravated Assault	0	0.0	0	0.0
Simple Assault	1	0.0	0	0.0
Intimidation	0	0.0	0	0.0
Stalking	0	0.0	0	0.0
Arson	0	0.0	0	0.0
Extortion/Blackmail	0	0.0	0	0.0
Burglary	1	0.0	0	0.0
Larceny/Theft Offenses (Total)	10	0.0	1	10.0
Theft - Pocket-picking	0	0.0	0	0.0
Theft - Purse Snatching	0	0.0	0	0.0
Theft - Shoplifting	0	0.0	0	0.0
Theft From Building	7	0.0	0	0.0
Theft From Coin Machine	0	0.0	0	0.0
Theft From Motor Vehicle	2	0.0	1	50.0
Theft of Motor Vehicle Parts	0	0.0	0	0.0
Theft - All Other Larceny	1	0.0	0	0.0
Motor Vehicle Theft	0	0.0	0	0.0
Counterfeiting/Forgery	0	0.0	0	0.0
Fraud Offenses (Total)	1	0.0	0	0.0
Fraud - Computer Hacking/Invasion	0	0.0	0	0.0
Fraud - Credit Card/ATM	0	0.0	0	0.0
Fraud - False Pretenses	0	0.0	0	0.0
Fraud - Identity Theft	0	0.0	0	0.0
Fraud - Impersonation	0	0.0	0	0.0
Fraud - Welfare	0	0.0	0	0.0
Fraud - Wire	1	0.0	0	0.0
Embezzlement	0	0.0	0	0.0
Stolen Property Offenses	0	0.0	0	0.0
Destruction/Damage/Vandalism	7	0.0	1	14.3
Drug/Narcotic Violations (Total)	1	0.0	1	100.0
Drug/Narcotic Violations	0	0.0	0	0.0
Drug/Narcotic Equipment Violations	1	0.0	1	100.0

GROUP A OFFENSES	Offense	Rate per 1,000	Cleared	% Cleared
Sex Offenses (Nonforcible) (Total)	0	0.0	0	0.0
Incest	0	0.0	0	0.0
Statutory Rape	0	0.0	0	0.0
Pornography/Obscene Material	0	0.0	0	0.0
Gambling Offenses (Total)	0	0.0	0	0.0
Gambling - Betting/Wagering	0	0.0	0	0.0
Gambling - Operating/Promoting	0	0.0	0	0.0
Gambling - Equipment Violations	0	0.0	0	0.0
Gambling - Sports Tampering	0	0.0	0	0.0
Prostitution Offenses (Total)	0	0.0	0	0.0
Prostitution	0	0.0	0	0.0
Prostitution Assisting/Promoting	0	0.0	0	0.0
Purchasing Prostitution	0	0.0	0	0.0
Human Trafficking Offenses (Total)	0	0.0	0	0.0
Commercial Sex Acts	0	0.0	0	0.0
Involuntary Servitude	0	0.0	0	0.0
Bribery	0	0.0	0	0.0
Weapon Law Violations	1	0.0	0	0.0
Animal Cruelty	0	0.0	0	0.0

GROUP B OFFENSES	Offenses	Rate per 1,000
Bad Checks	0	0.0
Curfew/Vagrancy	0	0.0
Disorderly Conduct	2	0.0
DUI	0	0.0
Drunkenness	2	0.0
Family-Non Violent	0	0.0
Liquor Law Violations	0	0.0
Peeping Tom	0	0.0
Trespass	0	0.0
All Other Offenses	0	0.0

2016 Fall Term Campus Population	
Undergraduate Enrollment	4,200
Graduate Enrollment	0
Staff Personnel	430
Faculty Personnel	266
Security Personnel	22
Total Campus Population	4,918



Pellissippi State Community College - 2016

GROUP A OFFENSES	Offense	Rate per 1,000	Cleared	% Cleared
Homicide Offenses (Total)	0	0.0	0	0.0
Murder	0	0.0	0	0.0
Negligent Manslaughter	0	0.0	0	0.0
Negligent Vehicular Manslaughter	0	0.0	0	0.0
Kidnapping/Abduction	0	0.0	0	0.0
Sex Offenses (Forcible) (Total)	0	0.0	0	0.0
Forcible Rape	0	0.0	0	0.0
Forcible Sodomy	0	0.0	0	0.0
Sexual Assault W/Object	0	0.0	0	0.0
Forcible Fondling	0	0.0	0	0.0
Robbery	0	0.0	0	0.0
Assault Offenses (Total)	13	0.0	1	7.7
Aggravated Assault	0	0.0	0	0.0
Simple Assault	6	0.0	1	16.7
Intimidation	7	0.0	0	0.0
Stalking	0	0.0	0	0.0
Arson	0	0.0	0	0.0
Extortion/Blackmail	0	0.0	0	0.0
Burglary	3	0.0	0	0.0
Larceny/Theft Offenses (Total)	19	0.0	1	5.3
Theft - Pocket-picking	0	0.0	0	0.0
Theft - Purse Snatching	0	0.0	0	0.0
Theft - Shoplifting	2	0.0	1	50.0
Theft From Building	11	0.0	0	0.0
Theft From Coin Machine	0	0.0	0	0.0
Theft From Motor Vehicle	3	0.0	0	0.0
Theft of Motor Vehicle Parts	2	0.0	0	0.0
Theft - All Other Larceny	1	0.0	0	0.0
Motor Vehicle Theft	1	0.0	0	0.0
Counterfeiting/Forgery	0	0.0	0	0.0
Fraud Offenses (Total)	0	0.0	0	0.0
Fraud - Computer Hacking/Invasion	0	0.0	0	0.0
Fraud - Credit Card/ATM	0	0.0	0	0.0
Fraud - False Pretenses	0	0.0	0	0.0
Fraud - Identity Theft	0	0.0	0	0.0
Fraud - Impersonation	0	0.0	0	0.0
Fraud - Welfare	0	0.0	0	0.0
Fraud - Wire	0	0.0	0	0.0
Embezzlement	1	0.0	0	0.0
Stolen Property Offenses	0	0.0	0	0.0
Destruction/Damage/Vandalism	24	0.0	0	0.0
Drug/Narcotic Violations (Total)	2	0.0	0	0.0
Drug/Narcotic Violations	2	0.0	0	0.0
Drug/Narcotic Equipment Violations	0	0.0	0	0.0

GROUP A OFFENSES	Offense	Rate per 1,000	Cleared	% Cleared
Sex Offenses (Nonforcible) (Total)	0	0.0	0	0.0
Incest	0	0.0	0	0.0
Statutory Rape	0	0.0	0	0.0
Pornography/Obscene Material	0	0.0	0	0.0
Gambling Offenses (Total)	0	0.0	0	0.0
Gambling - Betting/Wagering	0	0.0	0	0.0
Gambling - Operating/Promoting	0	0.0	0	0.0
Gambling - Equipment Violations	0	0.0	0	0.0
Gambling - Sports Tampering	0	0.0	0	0.0
Prostitution Offenses (Total)	0	0.0	0	0.0
Prostitution	0	0.0	0	0.0
Prostitution Assisting/Promoting	0	0.0	0	0.0
Purchasing Prostitution	0	0.0	0	0.0
Human Trafficking Offenses (Total)	0	0.0	0	0.0
Commercial Sex Acts	0	0.0	0	0.0
Involuntary Servitude	0	0.0	0	0.0
Bribery	0	0.0	0	0.0
Weapon Law Violations	0	0.0	0	0.0
Animal Cruelty	0	0.0	0	0.0

GROUP B OFFENSES	Offenses	Rate per 1,000
Bad Checks	0	0.0
Curfew/Vagrancy	0	0.0
Disorderly Conduct	2	0.0
DUI	1	0.0
Drunkenness	2	0.0
Family-Non Violent	0	0.0
Liquor Law Violations	0	0.0
Peeping Tom	0	0.0
Trespass	0	0.0
All Other Offenses	1	0.0

2016 Fall Term Campus Population	
Undergraduate Enrollment	8,537
Graduate Enrollment	0
Staff Personnel	544
Faculty Personnel	554
Security Personnel	27
Total Campus Population	9,662



Pentecostal Theological Seminary - 2016

GROUP A OFFENSES	Offense	Rate per 1,000	Cleared	% Cleared
Homicide Offenses (Total)	0	0.0	0	0.0
Murder	0	0.0	0	0.0
Negligent Manslaughter	0	0.0	0	0.0
Negligent Vehicular Manslaughter	0	0.0	0	0.0
Kidnapping/Abduction	0	0.0	0	0.0
Sex Offenses (Forcible) (Total)	0	0.0	0	0.0
Forcible Rape	0	0.0	0	0.0
Forcible Sodomy	0	0.0	0	0.0
Sexual Assault W/Object	0	0.0	0	0.0
Forcible Fondling	0	0.0	0	0.0
Robbery	0	0.0	0	0.0
Assault Offenses (Total)	0	0.0	0	0.0
Aggravated Assault	0	0.0	0	0.0
Simple Assault	0	0.0	0	0.0
Intimidation	0	0.0	0	0.0
Stalking	0	0.0	0	0.0
Arson	0	0.0	0	0.0
Extortion/Blackmail	0	0.0	0	0.0
Burglary	0	0.0	0	0.0
Larceny/Theft Offenses (Total)	2	0.0	1	50.0
Theft - Pocket-picking	0	0.0	0	0.0
Theft - Purse Snatching	0	0.0	0	0.0
Theft - Shoplifting	0	0.0	0	0.0
Theft From Building	0	0.0	0	0.0
Theft From Coin Machine	0	0.0	0	0.0
Theft From Motor Vehicle	1	0.0	0	0.0
Theft of Motor Vehicle Parts	0	0.0	0	0.0
Theft - All Other Larceny	1	0.0	1	100.0
Motor Vehicle Theft	0	0.0	0	0.0
Counterfeiting/Forgery	0	0.0	0	0.0
Fraud Offenses (Total)	0	0.0	0	0.0
Fraud - Computer Hacking/Invasion	0	0.0	0	0.0
Fraud - Credit Card/ATM	0	0.0	0	0.0
Fraud - False Pretenses	0	0.0	0	0.0
Fraud - Identity Theft	0	0.0	0	0.0
Fraud - Impersonation	0	0.0	0	0.0
Fraud - Welfare	0	0.0	0	0.0
Fraud - Wire	0	0.0	0	0.0
Embezzlement	0	0.0	0	0.0
Stolen Property Offenses	0	0.0	0	0.0
Destruction/Damage/Vandalism	0	0.0	0	0.0
Drug/Narcotic Violations (Total)	0	0.0	0	0.0
Drug/Narcotic Violations	0	0.0	0	0.0
Drug/Narcotic Equipment Violations	0	0.0	0	0.0

GROUP A OFFENSES	Offense	Rate per 1,000	Cleared	% Cleared
Sex Offenses (Nonforcible) (Total)	0	0.0	0	0.0
Incest	0	0.0	0	0.0
Statutory Rape	0	0.0	0	0.0
Pornography/Obscene Material	0	0.0	0	0.0
Gambling Offenses (Total)	0	0.0	0	0.0
Gambling - Betting/Wagering	0	0.0	0	0.0
Gambling - Operating/Promoting	0	0.0	0	0.0
Gambling - Equipment Violations	0	0.0	0	0.0
Gambling - Sports Tampering	0	0.0	0	0.0
Prostitution Offenses (Total)	0	0.0	0	0.0
Prostitution	0	0.0	0	0.0
Prostitution Assisting/Promoting	0	0.0	0	0.0
Purchasing Prostitution	0	0.0	0	0.0
Human Trafficking Offenses (Total)	0	0.0	0	0.0
Commercial Sex Acts	0	0.0	0	0.0
Involuntary Servitude	0	0.0	0	0.0
Bribery	0	0.0	0	0.0
Weapon Law Violations	0	0.0	0	0.0
Animal Cruelty	0	0.0	0	0.0

GROUP B OFFENSES	Offenses	Rate per 1,000
Bad Checks	0	0.0
Curfew/Vagrancy	0	0.0
Disorderly Conduct	0	0.0
DUI	0	0.0
Drunkenness	0	0.0
Family-Non Violent	0	0.0
Liquor Law Violations	0	0.0
Peeping Tom	0	0.0
Trespass	0	0.0
All Other Offenses	0	0.0

2016 Fall Term Campus Population	
Undergraduate Enrollment	0
Graduate Enrollment	136
Staff Personnel	24
Faculty Personnel	10
Security Personnel	1
Total Campus Population	171



Rhodes College - 2016

GROUP A OFFENSES	Offense	Rate per 1,000	Cleared	% Cleared
Homicide Offenses (Total)	0	0.0	0	0.0
Murder	0	0.0	0	0.0
Negligent Manslaughter	0	0.0	0	0.0
Negligent Vehicular Manslaughter	0	0.0	0	0.0
Kidnapping/Abduction	0	0.0	0	0.0
Sex Offenses (Forcible) (Total)	13	0.0	8	61.5
Forcible Rape	7	0.0	5	71.4
Forcible Sodomy	1	0.0	0	0.0
Sexual Assault W/Object	2	0.0	0	0.0
Forcible Fondling	3	0.0	3	100.0
Robbery	0	0.0	0	0.0
Assault Offenses (Total)	15	0.0	13	86.7
Aggravated Assault	0	0.0	0	0.0
Simple Assault	10	0.0	8	80.0
Intimidation	3	0.0	3	100.0
Stalking	2	0.0	2	100.0
Arson	0	0.0	0	0.0
Extortion/Blackmail	0	0.0	0	0.0
Burglary	6	0.0	2	33.3
Larceny/Theft Offenses (Total)	49	0.0	7	14.3
Theft - Pocket-picking	0	0.0	0	0.0
Theft - Purse Snatching	0	0.0	0	0.0
Theft - Shoplifting	2	0.0	2	100.0
Theft From Building	31	0.0	4	12.9
Theft From Coin Machine	1	0.0	0	0.0
Theft From Motor Vehicle	0	0.0	0	0.0
Theft of Motor Vehicle Parts	1	0.0	0	0.0
Theft - All Other Larceny	14	0.0	1	7.1
Motor Vehicle Theft	2	0.0	1	50.0
Counterfeiting/Forgery	9	0.0	8	88.9
Fraud Offenses (Total)	0	0.0	0	0.0
Fraud - Computer Hacking/Invasion	0	0.0	0	0.0
Fraud - Credit Card/ATM	0	0.0	0	0.0
Fraud - False Pretenses	0	0.0	0	0.0
Fraud - Identity Theft	0	0.0	0	0.0
Fraud - Impersonation	0	0.0	0	0.0
Fraud - Welfare	0	0.0	0	0.0
Fraud - Wire	0	0.0	0	0.0
Embezzlement	0	0.0	0	0.0
Stolen Property Offenses	0	0.0	0	0.0
Destruction/Damage/Vandalism	7	0.0	2	28.6
Drug/Narcotic Violations (Total)	22	0.0	22	100.0
Drug/Narcotic Violations	12	0.0	12	100.0
Drug/Narcotic Equipment Violations	10	0.0	10	100.0

GROUP A OFFENSES	Offense	Rate per 1,000	Cleared	% Cleared
Sex Offenses (Nonforcible) (Total)	0	0.0	0	0.0
Incest	0	0.0	0	0.0
Statutory Rape	0	0.0	0	0.0
Pornography/Obscene Material	0	0.0	0	0.0
Gambling Offenses (Total)	0	0.0	0	0.0
Gambling - Betting/Wagering	0	0.0	0	0.0
Gambling - Operating/Promoting	0	0.0	0	0.0
Gambling - Equipment Violations	0	0.0	0	0.0
Gambling - Sports Tampering	0	0.0	0	0.0
Prostitution Offenses (Total)	0	0.0	0	0.0
Prostitution	0	0.0	0	0.0
Prostitution Assisting/Promoting	0	0.0	0	0.0
Purchasing Prostitution	0	0.0	0	0.0
Human Trafficking Offenses (Total)	0	0.0	0	0.0
Commercial Sex Acts	0	0.0	0	0.0
Involuntary Servitude	0	0.0	0	0.0
Bribery	0	0.0	0	0.0
Weapon Law Violations	0	0.0	0	0.0
Animal Cruelty	0	0.0	0	0.0

GROUP B OFFENSES	Offenses	Rate per 1,000
Bad Checks	0	0.0
Curfew/Vagrancy	0	0.0
Disorderly Conduct	3	0.0
DUI	0	0.0
Drunkenness	0	0.0
Family-Non Violent	0	0.0
Liquor Law Violations	34	0.0
Peeping Tom	0	0.0
Trespass	6	0.0
All Other Offenses	0	0.0

2016 Fall Term Campus Population	
Undergraduate Enrollment	2,030
Graduate Enrollment	17
Staff Personnel	361
Faculty Personnel	224
Security Personnel	28
Total Campus Population	2,660



Roane State Community College - 2016

GROUP A OFFENSES	Offense	Rate per 1,000	Cleared	% Cleared
Homicide Offenses (Total)	0	0.0	0	0.0
Murder	0	0.0	0	0.0
Negligent Manslaughter	0	0.0	0	0.0
Negligent Vehicular Manslaughter	0	0.0	0	0.0
Kidnapping/Abduction	0	0.0	0	0.0
Sex Offenses (Forcible) (Total)	0	0.0	0	0.0
Forcible Rape	0	0.0	0	0.0
Forcible Sodomy	0	0.0	0	0.0
Sexual Assault W/Object	0	0.0	0	0.0
Forcible Fondling	0	0.0	0	0.0
Robbery	0	0.0	0	0.0
Assault Offenses (Total)	1	0.0	1	100.0
Aggravated Assault	0	0.0	0	0.0
Simple Assault	1	0.0	1	100.0
Intimidation	0	0.0	0	0.0
Stalking	0	0.0	0	0.0
Arson	0	0.0	0	0.0
Extortion/Blackmail	0	0.0	0	0.0
Burglary	0	0.0	0	0.0
Larceny/Theft Offenses (Total)	2	0.0	2	100.0
Theft - Pocket-picking	0	0.0	0	0.0
Theft - Purse Snatching	0	0.0	0	0.0
Theft - Shoplifting	0	0.0	0	0.0
Theft From Building	2	0.0	2	100.0
Theft From Coin Machine	0	0.0	0	0.0
Theft From Motor Vehicle	0	0.0	0	0.0
Theft of Motor Vehicle Parts	0	0.0	0	0.0
Theft - All Other Larceny	0	0.0	0	0.0
Motor Vehicle Theft	0	0.0	0	0.0
Counterfeiting/Forgery	0	0.0	0	0.0
Fraud Offenses (Total)	0	0.0	0	0.0
Fraud - Computer Hacking/Invasion	0	0.0	0	0.0
Fraud - Credit Card/ATM	0	0.0	0	0.0
Fraud - False Pretenses	0	0.0	0	0.0
Fraud - Identity Theft	0	0.0	0	0.0
Fraud - Impersonation	0	0.0	0	0.0
Fraud - Welfare	0	0.0	0	0.0
Fraud - Wire	0	0.0	0	0.0
Embezzlement	0	0.0	0	0.0
Stolen Property Offenses	0	0.0	0	0.0
Destruction/Damage/Vandalism	1	0.0	0	0.0
Drug/Narcotic Violations (Total)	0	0.0	0	0.0
Drug/Narcotic Violations	0	0.0	0	0.0
Drug/Narcotic Equipment Violations	0	0.0	0	0.0

GROUP A OFFENSES	Offense	Rate per 1,000	Cleared	% Cleared
Sex Offenses (Nonforcible) (Total)	0	0.0	0	0.0
Incest	0	0.0	0	0.0
Statutory Rape	0	0.0	0	0.0
Pornography/Obscene Material	0	0.0	0	0.0
Gambling Offenses (Total)	0	0.0	0	0.0
Gambling - Betting/Wagering	0	0.0	0	0.0
Gambling - Operating/Promoting	0	0.0	0	0.0
Gambling - Equipment Violations	0	0.0	0	0.0
Gambling - Sports Tampering	0	0.0	0	0.0
Prostitution Offenses (Total)	0	0.0	0	0.0
Prostitution	0	0.0	0	0.0
Prostitution Assisting/Promoting	0	0.0	0	0.0
Purchasing Prostitution	0	0.0	0	0.0
Human Trafficking Offenses (Total)	0	0.0	0	0.0
Commercial Sex Acts	0	0.0	0	0.0
Involuntary Servitude	0	0.0	0	0.0
Bribery	0	0.0	0	0.0
Weapon Law Violations	0	0.0	0	0.0
Animal Cruelty	0	0.0	0	0.0

GROUP B OFFENSES	Offenses	Rate per 1,000
Bad Checks	0	0.0
Curfew/Vagrancy	0	0.0
Disorderly Conduct	0	0.0
DUI	0	0.0
Drunkenness	1	0.0
Family-Non Violent	0	0.0
Liquor Law Violations	0	0.0
Peeping Tom	0	0.0
Trespass	0	0.0
All Other Offenses	0	0.0

2016 Fall Term Campus Population	
Undergraduate Enrollment	3,548
Graduate Enrollment	0
Staff Personnel	448
Faculty Personnel	318
Security Personnel	8
Total Campus Population	4,322



Southern Adventist University - 2016

GROUP A OFFENSES	Offense	Rate per 1,000	Cleared	% Cleared
Homicide Offenses (Total)	0	0.0	0	0.0
Murder	0	0.0	0	0.0
Negligent Manslaughter	0	0.0	0	0.0
Negligent Vehicular Manslaughter	0	0.0	0	0.0
Kidnapping/Abduction	0	0.0	0	0.0
Sex Offenses (Forcible) (Total)	1	0.0	0	0.0
Forcible Rape	1	0.0	0	0.0
Forcible Sodomy	0	0.0	0	0.0
Sexual Assault W/Object	0	0.0	0	0.0
Forcible Fondling	0	0.0	0	0.0
Robbery	0	0.0	0	0.0
Assault Offenses (Total)	14	0.0	1	7.1
Aggravated Assault	0	0.0	0	0.0
Simple Assault	4	0.0	0	0.0
Intimidation	3	0.0	0	0.0
Stalking	7	0.0	1	14.3
Arson	0	0.0	0	0.0
Extortion/Blackmail	0	0.0	0	0.0
Burglary	0	0.0	0	0.0
Larceny/Theft Offenses (Total)	27	0.0	0	0.0
Theft - Pocket-picking	0	0.0	0	0.0
Theft - Purse Snatching	0	0.0	0	0.0
Theft - Shoplifting	0	0.0	0	0.0
Theft From Building	20	0.0	0	0.0
Theft From Coin Machine	0	0.0	0	0.0
Theft From Motor Vehicle	1	0.0	0	0.0
Theft of Motor Vehicle Parts	1	0.0	0	0.0
Theft - All Other Larceny	5	0.0	0	0.0
Motor Vehicle Theft	8	0.0	0	0.0
Counterfeiting/Forgery	0	0.0	0	0.0
Fraud Offenses (Total)	0	0.0	0	0.0
Fraud - Computer Hacking/Invasion	0	0.0	0	0.0
Fraud - Credit Card/ATM	0	0.0	0	0.0
Fraud - False Pretenses	0	0.0	0	0.0
Fraud - Identity Theft	0	0.0	0	0.0
Fraud - Impersonation	0	0.0	0	0.0
Fraud - Welfare	0	0.0	0	0.0
Fraud - Wire	0	0.0	0	0.0
Embezzlement	0	0.0	0	0.0
Stolen Property Offenses	0	0.0	0	0.0
Destruction/Damage/Vandalism	12	0.0	0	0.0
Drug/Narcotic Violations (Total)	2	0.0	0	0.0
Drug/Narcotic Violations	1	0.0	0	0.0
Drug/Narcotic Equipment Violations	1	0.0	0	0.0

GROUP A OFFENSES	Offense	Rate per 1,000	Cleared	% Cleared
Sex Offenses (Nonforcible) (Total)	0	0.0	0	0.0
Incest	0	0.0	0	0.0
Statutory Rape	0	0.0	0	0.0
Pornography/Obscene Material	0	0.0	0	0.0
Gambling Offenses (Total)	0	0.0	0	0.0
Gambling - Betting/Wagering	0	0.0	0	0.0
Gambling - Operating/Promoting	0	0.0	0	0.0
Gambling - Equipment Violations	0	0.0	0	0.0
Gambling - Sports Tampering	0	0.0	0	0.0
Prostitution Offenses (Total)	0	0.0	0	0.0
Prostitution	0	0.0	0	0.0
Prostitution Assisting/Promoting	0	0.0	0	0.0
Purchasing Prostitution	0	0.0	0	0.0
Human Trafficking Offenses (Total)	0	0.0	0	0.0
Commercial Sex Acts	0	0.0	0	0.0
Involuntary Servitude	0	0.0	0	0.0
Bribery	0	0.0	0	0.0
Weapon Law Violations	0	0.0	0	0.0
Animal Cruelty	0	0.0	0	0.0

GROUP B OFFENSES	Offenses	Rate per 1,000
Bad Checks	0	0.0
Curfew/Vagrancy	0	0.0
Disorderly Conduct	0	0.0
DUI	0	0.0
Drunkenness	0	0.0
Family-Non Violent	0	0.0
Liquor Law Violations	0	0.0
Peeping Tom	0	0.0
Trespass	0	0.0
All Other Offenses	0	0.0

2016 Fall Term Campus Population	
Undergraduate Enrollment	2,090
Graduate Enrollment	250
Staff Personnel	325
Faculty Personnel	172
Security Personnel	7
Total Campus Population	2,844



Southern College of Optometry - 2016

GROUP A OFFENSES	Offense	Rate per 1,000	Cleared	% Cleared
Homicide Offenses (Total)	0	0.0	0	0.0
Murder	0	0.0	0	0.0
Negligent Manslaughter	0	0.0	0	0.0
Negligent Vehicular Manslaughter	0	0.0	0	0.0
Kidnapping/Abduction	0	0.0	0	0.0
Sex Offenses (Forcible) (Total)	0	0.0	0	0.0
Forcible Rape	0	0.0	0	0.0
Forcible Sodomy	0	0.0	0	0.0
Sexual Assault W/Object	0	0.0	0	0.0
Forcible Fondling	0	0.0	0	0.0
Robbery	0	0.0	0	0.0
Assault Offenses (Total)	1	0.0	0	0.0
Aggravated Assault	0	0.0	0	0.0
Simple Assault	0	0.0	0	0.0
Intimidation	1	0.0	0	0.0
Stalking	0	0.0	0	0.0
Arson	0	0.0	0	0.0
Extortion/Blackmail	0	0.0	0	0.0
Burglary	0	0.0	0	0.0
Larceny/Theft Offenses (Total)	1	0.0	0	0.0
Theft - Pocket-picking	0	0.0	0	0.0
Theft - Purse Snatching	0	0.0	0	0.0
Theft - Shoplifting	0	0.0	0	0.0
Theft From Building	0	0.0	0	0.0
Theft From Coin Machine	0	0.0	0	0.0
Theft From Motor Vehicle	0	0.0	0	0.0
Theft of Motor Vehicle Parts	1	0.0	0	0.0
Theft - All Other Larceny	0	0.0	0	0.0
Motor Vehicle Theft	0	0.0	0	0.0
Counterfeiting/Forgery	0	0.0	0	0.0
Fraud Offenses (Total)	0	0.0	0	0.0
Fraud - Computer Hacking/Invasion	0	0.0	0	0.0
Fraud - Credit Card/ATM	0	0.0	0	0.0
Fraud - False Pretenses	0	0.0	0	0.0
Fraud - Identity Theft	0	0.0	0	0.0
Fraud - Impersonation	0	0.0	0	0.0
Fraud - Welfare	0	0.0	0	0.0
Fraud - Wire	0	0.0	0	0.0
Embezzlement	0	0.0	0	0.0
Stolen Property Offenses	0	0.0	0	0.0
Destruction/Damage/Vandalism	0	0.0	0	0.0
Drug/Narcotic Violations (Total)	0	0.0	0	0.0
Drug/Narcotic Violations	0	0.0	0	0.0
Drug/Narcotic Equipment Violations	0	0.0	0	0.0

GROUP A OFFENSES	Offense	Rate per 1,000	Cleared	% Cleared
Sex Offenses (Nonforcible) (Total)	0	0.0	0	0.0
Incest	0	0.0	0	0.0
Statutory Rape	0	0.0	0	0.0
Pornography/Obscene Material	0	0.0	0	0.0
Gambling Offenses (Total)	0	0.0	0	0.0
Gambling - Betting/Wagering	0	0.0	0	0.0
Gambling - Operating/Promoting	0	0.0	0	0.0
Gambling - Equipment Violations	0	0.0	0	0.0
Gambling - Sports Tampering	0	0.0	0	0.0
Prostitution Offenses (Total)	0	0.0	0	0.0
Prostitution	0	0.0	0	0.0
Prostitution Assisting/Promoting	0	0.0	0	0.0
Purchasing Prostitution	0	0.0	0	0.0
Human Trafficking Offenses (Total)	0	0.0	0	0.0
Commercial Sex Acts	0	0.0	0	0.0
Involuntary Servitude	0	0.0	0	0.0
Bribery	0	0.0	0	0.0
Weapon Law Violations	0	0.0	0	0.0
Animal Cruelty	0	0.0	0	0.0

GROUP B OFFENSES	Offenses	Rate per 1,000
Bad Checks	0	0.0
Curfew/Vagrancy	0	0.0
Disorderly Conduct	0	0.0
DUI	0	0.0
Drunkenness	0	0.0
Family-Non Violent	0	0.0
Liquor Law Violations	0	0.0
Peeping Tom	0	0.0
Trespass	0	0.0
All Other Offenses	0	0.0

2016 Fall Term Campus Population	
Undergraduate Enrollment	0
Graduate Enrollment	531
Staff Personnel	114
Faculty Personnel	60
Security Personnel	10
Total Campus Population	715



Southwest Tennessee Community College - 2016

GROUP A OFFENSES	Offense	Rate per 1,000	Cleared	% Cleared
Homicide Offenses (Total)	0	0.0	0	0.0
Murder	0	0.0	0	0.0
Negligent Manslaughter	0	0.0	0	0.0
Negligent Vehicular Manslaughter	0	0.0	0	0.0
Kidnapping/Abduction	0	0.0	0	0.0
Sex Offenses (Forcible) (Total)	0	0.0	0	0.0
Forcible Rape	0	0.0	0	0.0
Forcible Sodomy	0	0.0	0	0.0
Sexual Assault W/Object	0	0.0	0	0.0
Forcible Fondling	0	0.0	0	0.0
Robbery	0	0.0	0	0.0
Assault Offenses (Total)	26	0.0	1	3.8
Aggravated Assault	2	0.0	0	0.0
Simple Assault	2	0.0	0	0.0
Intimidation	22	0.0	1	4.5
Stalking	0	0.0	0	0.0
Arson	0	0.0	0	0.0
Extortion/Blackmail	1	0.0	0	0.0
Burglary	0	0.0	0	0.0
Larceny/Theft Offenses (Total)	18	0.0	0	0.0
Theft - Pocket-picking	0	0.0	0	0.0
Theft - Purse Snatching	0	0.0	0	0.0
Theft - Shoplifting	0	0.0	0	0.0
Theft From Building	16	0.0	0	0.0
Theft From Coin Machine	0	0.0	0	0.0
Theft From Motor Vehicle	2	0.0	0	0.0
Theft of Motor Vehicle Parts	0	0.0	0	0.0
Theft - All Other Larceny	0	0.0	0	0.0
Motor Vehicle Theft	0	0.0	0	0.0
Counterfeiting/Forgery	0	0.0	0	0.0
Fraud Offenses (Total)	1	0.0	0	0.0
Fraud - Computer Hacking/Invasion	0	0.0	0	0.0
Fraud - Credit Card/ATM	0	0.0	0	0.0
Fraud - False Pretenses	0	0.0	0	0.0
Fraud - Identity Theft	0	0.0	0	0.0
Fraud - Impersonation	1	0.0	0	0.0
Fraud - Welfare	0	0.0	0	0.0
Fraud - Wire	0	0.0	0	0.0
Embezzlement	0	0.0	0	0.0
Stolen Property Offenses	0	0.0	0	0.0
Destruction/Damage/Vandalism	5	0.0	0	0.0
Drug/Narcotic Violations (Total)	0	0.0	0	0.0
Drug/Narcotic Violations	0	0.0	0	0.0
Drug/Narcotic Equipment Violations	0	0.0	0	0.0

GROUP A OFFENSES	Offense	Rate per 1,000	Cleared	% Cleared
Sex Offenses (Nonforcible) (Total)	0	0.0	0	0.0
Incest	0	0.0	0	0.0
Statutory Rape	0	0.0	0	0.0
Pornography/Obscene Material	0	0.0	0	0.0
Gambling Offenses (Total)	0	0.0	0	0.0
Gambling - Betting/Wagering	0	0.0	0	0.0
Gambling - Operating/Promoting	0	0.0	0	0.0
Gambling - Equipment Violations	0	0.0	0	0.0
Gambling - Sports Tampering	0	0.0	0	0.0
Prostitution Offenses (Total)	0	0.0	0	0.0
Prostitution	0	0.0	0	0.0
Prostitution Assisting/Promoting	0	0.0	0	0.0
Purchasing Prostitution	0	0.0	0	0.0
Human Trafficking Offenses (Total)	0	0.0	0	0.0
Commercial Sex Acts	0	0.0	0	0.0
Involuntary Servitude	0	0.0	0	0.0
Bribery	0	0.0	0	0.0
Weapon Law Violations	2	0.0	2	100.0
Animal Cruelty	0	0.0	0	0.0

GROUP B OFFENSES	Offenses	Rate per 1,000
Bad Checks	0	0.0
Curfew/Vagrancy	0	0.0
Disorderly Conduct	2	0.0
DUI	0	0.0
Drunkenness	0	0.0
Family-Non Violent	0	0.0
Liquor Law Violations	0	0.0
Peeping Tom	0	0.0
Trespass	2	0.0
All Other Offenses	1	0.0

2016 Fall Term Campus Population	
Undergraduate Enrollment	6,984
Graduate Enrollment	0
Staff Personnel	307
Faculty Personnel	189
Security Personnel	42
Total Campus Population	7,522



Tennessee College of Applied Technology at Athens - 2016

GROUP A OFFENSES	Offense	Rate per 1,000	Cleared	% Cleared
Homicide Offenses (Total)	0	0.0	0	0.0
Murder	0	0.0	0	0.0
Negligent Manslaughter	0	0.0	0	0.0
Negligent Vehicular Manslaughter	0	0.0	0	0.0
Kidnapping/Abduction	0	0.0	0	0.0
Sex Offenses (Forcible) (Total)	0	0.0	0	0.0
Forcible Rape	0	0.0	0	0.0
Forcible Sodomy	0	0.0	0	0.0
Sexual Assault W/Object	0	0.0	0	0.0
Forcible Fondling	0	0.0	0	0.0
Robbery	0	0.0	0	0.0
Assault Offenses (Total)	2	0.0	0	0.0
Aggravated Assault	0	0.0	0	0.0
Simple Assault	1	0.0	0	0.0
Intimidation	1	0.0	0	0.0
Stalking	0	0.0	0	0.0
Arson	0	0.0	0	0.0
Extortion/Blackmail	0	0.0	0	0.0
Burglary	0	0.0	0	0.0
Larceny/Theft Offenses (Total)	0	0.0	0	0.0
Theft - Pocket-picking	0	0.0	0	0.0
Theft - Purse Snatching	0	0.0	0	0.0
Theft - Shoplifting	0	0.0	0	0.0
Theft From Building	0	0.0	0	0.0
Theft From Coin Machine	0	0.0	0	0.0
Theft From Motor Vehicle	0	0.0	0	0.0
Theft of Motor Vehicle Parts	0	0.0	0	0.0
Theft - All Other Larceny	0	0.0	0	0.0
Motor Vehicle Theft	0	0.0	0	0.0
Counterfeiting/Forgery	0	0.0	0	0.0
Fraud Offenses (Total)	0	0.0	0	0.0
Fraud - Computer Hacking/Invasion	0	0.0	0	0.0
Fraud - Credit Card/ATM	0	0.0	0	0.0
Fraud - False Pretenses	0	0.0	0	0.0
Fraud - Identity Theft	0	0.0	0	0.0
Fraud - Impersonation	0	0.0	0	0.0
Fraud - Welfare	0	0.0	0	0.0
Fraud - Wire	0	0.0	0	0.0
Embezzlement	0	0.0	0	0.0
Stolen Property Offenses	0	0.0	0	0.0
Destruction/Damage/Vandalism	0	0.0	0	0.0
Drug/Narcotic Violations (Total)	0	0.0	0	0.0
Drug/Narcotic Violations	0	0.0	0	0.0
Drug/Narcotic Equipment Violations	0	0.0	0	0.0

GROUP A OFFENSES	Offense	Rate per 1,000	Cleared	% Cleared
Sex Offenses (Nonforcible) (Total)	0	0.0	0	0.0
Incest	0	0.0	0	0.0
Statutory Rape	0	0.0	0	0.0
Pornography/Obscene Material	0	0.0	0	0.0
Gambling Offenses (Total)	0	0.0	0	0.0
Gambling - Betting/Wagering	0	0.0	0	0.0
Gambling - Operating/Promoting	0	0.0	0	0.0
Gambling - Equipment Violations	0	0.0	0	0.0
Gambling - Sports Tampering	0	0.0	0	0.0
Prostitution Offenses (Total)	0	0.0	0	0.0
Prostitution	0	0.0	0	0.0
Prostitution Assisting/Promoting	0	0.0	0	0.0
Purchasing Prostitution	0	0.0	0	0.0
Human Trafficking Offenses (Total)	0	0.0	0	0.0
Commercial Sex Acts	0	0.0	0	0.0
Involuntary Servitude	0	0.0	0	0.0
Bribery	0	0.0	0	0.0
Weapon Law Violations	0	0.0	0	0.0
Animal Cruelty	0	0.0	0	0.0

GROUP B OFFENSES	Offenses	Rate per 1,000
Bad Checks	0	0.0
Curfew/Vagrancy	0	0.0
Disorderly Conduct	0	0.0
DUI	0	0.0
Drunkenness	0	0.0
Family-Non Violent	0	0.0
Liquor Law Violations	0	0.0
Peeping Tom	0	0.0
Trespass	0	0.0
All Other Offenses	0	0.0

2016 Fall Term Campus Population	
Undergraduate Enrollment	201
Graduate Enrollment	0
Staff Personnel	9
Faculty Personnel	13
Security Personnel	1
Total Campus Population	224



Tennessee College of Applied Technology at Covington - 2016

GROUP A OFFENSES	Offense	Rate per 1,000	Cleared	% Cleared
Homicide Offenses (Total)	0	0.0	0	0.0
Murder	0	0.0	0	0.0
Negligent Manslaughter	0	0.0	0	0.0
Negligent Vehicular Manslaughter	0	0.0	0	0.0
Kidnapping/Abduction	0	0.0	0	0.0
Sex Offenses (Forcible) (Total)	0	0.0	0	0.0
Forcible Rape	0	0.0	0	0.0
Forcible Sodomy	0	0.0	0	0.0
Sexual Assault W/Object	0	0.0	0	0.0
Forcible Fondling	0	0.0	0	0.0
Robbery	0	0.0	0	0.0
Assault Offenses (Total)	0	0.0	0	0.0
Aggravated Assault	0	0.0	0	0.0
Simple Assault	0	0.0	0	0.0
Intimidation	0	0.0	0	0.0
Stalking	0	0.0	0	0.0
Arson	0	0.0	0	0.0
Extortion/Blackmail	0	0.0	0	0.0
Burglary	0	0.0	0	0.0
Larceny/Theft Offenses (Total)	0	0.0	0	0.0
Theft - Pocket-picking	0	0.0	0	0.0
Theft - Purse Snatching	0	0.0	0	0.0
Theft - Shoplifting	0	0.0	0	0.0
Theft From Building	0	0.0	0	0.0
Theft From Coin Machine	0	0.0	0	0.0
Theft From Motor Vehicle	0	0.0	0	0.0
Theft of Motor Vehicle Parts	0	0.0	0	0.0
Theft - All Other Larceny	0	0.0	0	0.0
Motor Vehicle Theft	0	0.0	0	0.0
Counterfeiting/Forgery	0	0.0	0	0.0
Fraud Offenses (Total)	0	0.0	0	0.0
Fraud - Computer Hacking/Invasion	0	0.0	0	0.0
Fraud - Credit Card/ATM	0	0.0	0	0.0
Fraud - False Pretenses	0	0.0	0	0.0
Fraud - Identity Theft	0	0.0	0	0.0
Fraud - Impersonation	0	0.0	0	0.0
Fraud - Welfare	0	0.0	0	0.0
Fraud - Wire	0	0.0	0	0.0
Embezzlement	0	0.0	0	0.0
Stolen Property Offenses	0	0.0	0	0.0
Destruction/Damage/Vandalism	0	0.0	0	0.0
Drug/Narcotic Violations (Total)	0	0.0	0	0.0
Drug/Narcotic Violations	0	0.0	0	0.0
Drug/Narcotic Equipment Violations	0	0.0	0	0.0

GROUP A OFFENSES	Offense	Rate per 1,000	Cleared	% Cleared
Sex Offenses (Nonforcible) (Total)	0	0.0	0	0.0
Incest	0	0.0	0	0.0
Statutory Rape	0	0.0	0	0.0
Pornography/Obscene Material	0	0.0	0	0.0
Gambling Offenses (Total)	0	0.0	0	0.0
Gambling - Betting/Wagering	0	0.0	0	0.0
Gambling - Operating/Promoting	0	0.0	0	0.0
Gambling - Equipment Violations	0	0.0	0	0.0
Gambling - Sports Tampering	0	0.0	0	0.0
Prostitution Offenses (Total)	0	0.0	0	0.0
Prostitution	0	0.0	0	0.0
Prostitution Assisting/Promoting	0	0.0	0	0.0
Purchasing Prostitution	0	0.0	0	0.0
Human Trafficking Offenses (Total)	0	0.0	0	0.0
Commercial Sex Acts	0	0.0	0	0.0
Involuntary Servitude	0	0.0	0	0.0
Bribery	0	0.0	0	0.0
Weapon Law Violations	0	0.0	0	0.0
Animal Cruelty	0	0.0	0	0.0

GROUP B OFFENSES	Offenses	Rate per 1,000
Bad Checks	0	0.0
Curfew/Vagrancy	0	0.0
Disorderly Conduct	0	0.0
DUI	0	0.0
Drunkenness	0	0.0
Family-Non Violent	0	0.0
Liquor Law Violations	0	0.0
Peeping Tom	0	0.0
Trespass	0	0.0
All Other Offenses	0	0.0

2016 Fall Term Campus Population	
Undergraduate Enrollment	211
Graduate Enrollment	0
Staff Personnel	7
Faculty Personnel	12
Security Personnel	1
Total Campus Population	231



Tennessee College of Applied Technology at Crossville - 2016

GROUP A OFFENSES	Offense	Rate per 1,000	Cleared	% Cleared
Homicide Offenses (Total)	0	0.0	0	0.0
Murder	0	0.0	0	0.0
Negligent Manslaughter	0	0.0	0	0.0
Negligent Vehicular Manslaughter	0	0.0	0	0.0
Kidnapping/Abduction	0	0.0	0	0.0
Sex Offenses (Forcible) (Total)	0	0.0	0	0.0
Forcible Rape	0	0.0	0	0.0
Forcible Sodomy	0	0.0	0	0.0
Sexual Assault W/Object	0	0.0	0	0.0
Forcible Fondling	0	0.0	0	0.0
Robbery	0	0.0	0	0.0
Assault Offenses (Total)	0	0.0	0	0.0
Aggravated Assault	0	0.0	0	0.0
Simple Assault	0	0.0	0	0.0
Intimidation	0	0.0	0	0.0
Stalking	0	0.0	0	0.0
Arson	0	0.0	0	0.0
Extortion/Blackmail	0	0.0	0	0.0
Burglary	0	0.0	0	0.0
Larceny/Theft Offenses (Total)	0	0.0	0	0.0
Theft - Pocket-picking	0	0.0	0	0.0
Theft - Purse Snatching	0	0.0	0	0.0
Theft - Shoplifting	0	0.0	0	0.0
Theft From Building	0	0.0	0	0.0
Theft From Coin Machine	0	0.0	0	0.0
Theft From Motor Vehicle	0	0.0	0	0.0
Theft of Motor Vehicle Parts	0	0.0	0	0.0
Theft - All Other Larceny	0	0.0	0	0.0
Motor Vehicle Theft	0	0.0	0	0.0
Counterfeiting/Forgery	0	0.0	0	0.0
Fraud Offenses (Total)	0	0.0	0	0.0
Fraud - Computer Hacking/Invasion	0	0.0	0	0.0
Fraud - Credit Card/ATM	0	0.0	0	0.0
Fraud - False Pretenses	0	0.0	0	0.0
Fraud - Identity Theft	0	0.0	0	0.0
Fraud - Impersonation	0	0.0	0	0.0
Fraud - Welfare	0	0.0	0	0.0
Fraud - Wire	0	0.0	0	0.0
Embezzlement	0	0.0	0	0.0
Stolen Property Offenses	0	0.0	0	0.0
Destruction/Damage/Vandalism	0	0.0	0	0.0
Drug/Narcotic Violations (Total)	0	0.0	0	0.0
Drug/Narcotic Violations	0	0.0	0	0.0
Drug/Narcotic Equipment Violations	0	0.0	0	0.0

GROUP A OFFENSES	Offense	Rate per 1,000	Cleared	% Cleared
Sex Offenses (Nonforcible) (Total)	0	0.0	0	0.0
Incest	0	0.0	0	0.0
Statutory Rape	0	0.0	0	0.0
Pornography/Obscene Material	0	0.0	0	0.0
Gambling Offenses (Total)	0	0.0	0	0.0
Gambling - Betting/Wagering	0	0.0	0	0.0
Gambling - Operating/Promoting	0	0.0	0	0.0
Gambling - Equipment Violations	0	0.0	0	0.0
Gambling - Sports Tampering	0	0.0	0	0.0
Prostitution Offenses (Total)	0	0.0	0	0.0
Prostitution	0	0.0	0	0.0
Prostitution Assisting/Promoting	0	0.0	0	0.0
Purchasing Prostitution	0	0.0	0	0.0
Human Trafficking Offenses (Total)	0	0.0	0	0.0
Commercial Sex Acts	0	0.0	0	0.0
Involuntary Servitude	0	0.0	0	0.0
Bribery	0	0.0	0	0.0
Weapon Law Violations	0	0.0	0	0.0
Animal Cruelty	0	0.0	0	0.0

GROUP B OFFENSES	Offenses	Rate per 1,000
Bad Checks	0	0.0
Curfew/Vagrancy	0	0.0
Disorderly Conduct	0	0.0
DUI	0	0.0
Drunkenness	0	0.0
Family-Non Violent	0	0.0
Liquor Law Violations	0	0.0
Peeping Tom	0	0.0
Trespass	0	0.0
All Other Offenses	0	0.0

2016 Fall Term Campus Population	
Undergraduate Enrollment	309
Graduate Enrollment	0
Staff Personnel	16
Faculty Personnel	24
Security Personnel	0
Total Campus Population	349



Tennessee College of Applied Technology at Crump - 2016

GROUP A OFFENSES	Offense	Rate per 1,000	Cleared	% Cleared
Homicide Offenses (Total)	0	0.0	0	0.0
Murder	0	0.0	0	0.0
Negligent Manslaughter	0	0.0	0	0.0
Negligent Vehicular Manslaughter	0	0.0	0	0.0
Kidnapping/Abduction	0	0.0	0	0.0
Sex Offenses (Forcible) (Total)	0	0.0	0	0.0
Forcible Rape	0	0.0	0	0.0
Forcible Sodomy	0	0.0	0	0.0
Sexual Assault W/Object	0	0.0	0	0.0
Forcible Fondling	0	0.0	0	0.0
Robbery	0	0.0	0	0.0
Assault Offenses (Total)	0	0.0	0	0.0
Aggravated Assault	0	0.0	0	0.0
Simple Assault	0	0.0	0	0.0
Intimidation	0	0.0	0	0.0
Stalking	0	0.0	0	0.0
Arson	0	0.0	0	0.0
Extortion/Blackmail	0	0.0	0	0.0
Burglary	0	0.0	0	0.0
Larceny/Theft Offenses (Total)	0	0.0	0	0.0
Theft - Pocket-picking	0	0.0	0	0.0
Theft - Purse Snatching	0	0.0	0	0.0
Theft - Shoplifting	0	0.0	0	0.0
Theft From Building	0	0.0	0	0.0
Theft From Coin Machine	0	0.0	0	0.0
Theft From Motor Vehicle	0	0.0	0	0.0
Theft of Motor Vehicle Parts	0	0.0	0	0.0
Theft - All Other Larceny	0	0.0	0	0.0
Motor Vehicle Theft	0	0.0	0	0.0
Counterfeiting/Forgery	0	0.0	0	0.0
Fraud Offenses (Total)	0	0.0	0	0.0
Fraud - Computer Hacking/Invasion	0	0.0	0	0.0
Fraud - Credit Card/ATM	0	0.0	0	0.0
Fraud - False Pretenses	0	0.0	0	0.0
Fraud - Identity Theft	0	0.0	0	0.0
Fraud - Impersonation	0	0.0	0	0.0
Fraud - Welfare	0	0.0	0	0.0
Fraud - Wire	0	0.0	0	0.0
Embezzlement	0	0.0	0	0.0
Stolen Property Offenses	0	0.0	0	0.0
Destruction/Damage/Vandalism	0	0.0	0	0.0
Drug/Narcotic Violations (Total)	0	0.0	0	0.0
Drug/Narcotic Violations	0	0.0	0	0.0
Drug/Narcotic Equipment Violations	0	0.0	0	0.0

GROUP A OFFENSES	Offense	Rate per 1,000	Cleared	% Cleared
Sex Offenses (Nonforcible) (Total)	0	0.0	0	0.0
Incest	0	0.0	0	0.0
Statutory Rape	0	0.0	0	0.0
Pornography/Obscene Material	0	0.0	0	0.0
Gambling Offenses (Total)	0	0.0	0	0.0
Gambling - Betting/Wagering	0	0.0	0	0.0
Gambling - Operating/Promoting	0	0.0	0	0.0
Gambling - Equipment Violations	0	0.0	0	0.0
Gambling - Sports Tampering	0	0.0	0	0.0
Prostitution Offenses (Total)	0	0.0	0	0.0
Prostitution	0	0.0	0	0.0
Prostitution Assisting/Promoting	0	0.0	0	0.0
Purchasing Prostitution	0	0.0	0	0.0
Human Trafficking Offenses (Total)	0	0.0	0	0.0
Commercial Sex Acts	0	0.0	0	0.0
Involuntary Servitude	0	0.0	0	0.0
Bribery	0	0.0	0	0.0
Weapon Law Violations	0	0.0	0	0.0
Animal Cruelty	0	0.0	0	0.0

GROUP B OFFENSES	Offenses	Rate per 1,000
Bad Checks	0	0.0
Curfew/Vagrancy	0	0.0
Disorderly Conduct	0	0.0
DUI	0	0.0
Drunkenness	0	0.0
Family-Non Violent	0	0.0
Liquor Law Violations	0	0.0
Peeping Tom	0	0.0
Trespass	0	0.0
All Other Offenses	0	0.0

2016 Fall Term Campus Population	
Undergraduate Enrollment	340
Graduate Enrollment	0
Staff Personnel	8
Faculty Personnel	11
Security Personnel	0
Total Campus Population	359



Tennessee College of Applied Technology at Dickson - 2016

GROUP A OFFENSES	Offense	Rate per 1,000	Cleared	% Cleared
Homicide Offenses (Total)	0	0.0	0	0.0
Murder	0	0.0	0	0.0
Negligent Manslaughter	0	0.0	0	0.0
Negligent Vehicular Manslaughter	0	0.0	0	0.0
Kidnapping/Abduction	0	0.0	0	0.0
Sex Offenses (Forcible) (Total)	0	0.0	0	0.0
Forcible Rape	0	0.0	0	0.0
Forcible Sodomy	0	0.0	0	0.0
Sexual Assault W/Object	0	0.0	0	0.0
Forcible Fondling	0	0.0	0	0.0
Robbery	0	0.0	0	0.0
Assault Offenses (Total)	0	0.0	0	0.0
Aggravated Assault	0	0.0	0	0.0
Simple Assault	0	0.0	0	0.0
Intimidation	0	0.0	0	0.0
Stalking	0	0.0	0	0.0
Arson	0	0.0	0	0.0
Extortion/Blackmail	0	0.0	0	0.0
Burglary	0	0.0	0	0.0
Larceny/Theft Offenses (Total)	2	0.0	0	0.0
Theft - Pocket-picking	0	0.0	0	0.0
Theft - Purse Snatching	0	0.0	0	0.0
Theft - Shoplifting	0	0.0	0	0.0
Theft From Building	2	0.0	0	0.0
Theft From Coin Machine	0	0.0	0	0.0
Theft From Motor Vehicle	0	0.0	0	0.0
Theft of Motor Vehicle Parts	0	0.0	0	0.0
Theft - All Other Larceny	0	0.0	0	0.0
Motor Vehicle Theft	0	0.0	0	0.0
Counterfeiting/Forgery	0	0.0	0	0.0
Fraud Offenses (Total)	0	0.0	0	0.0
Fraud - Computer Hacking/Invasion	0	0.0	0	0.0
Fraud - Credit Card/ATM	0	0.0	0	0.0
Fraud - False Pretenses	0	0.0	0	0.0
Fraud - Identity Theft	0	0.0	0	0.0
Fraud - Impersonation	0	0.0	0	0.0
Fraud - Welfare	0	0.0	0	0.0
Fraud - Wire	0	0.0	0	0.0
Embezzlement	0	0.0	0	0.0
Stolen Property Offenses	0	0.0	0	0.0
Destruction/Damage/Vandalism	1	0.0	0	0.0
Drug/Narcotic Violations (Total)	0	0.0	0	0.0
Drug/Narcotic Violations	0	0.0	0	0.0
Drug/Narcotic Equipment Violations	0	0.0	0	0.0

GROUP A OFFENSES	Offense	Rate per 1,000	Cleared	% Cleared
Sex Offenses (Nonforcible) (Total)	0	0.0	0	0.0
Incest	0	0.0	0	0.0
Statutory Rape	0	0.0	0	0.0
Pornography/Obscene Material	0	0.0	0	0.0
Gambling Offenses (Total)	0	0.0	0	0.0
Gambling - Betting/Wagering	0	0.0	0	0.0
Gambling - Operating/Promoting	0	0.0	0	0.0
Gambling - Equipment Violations	0	0.0	0	0.0
Gambling - Sports Tampering	0	0.0	0	0.0
Prostitution Offenses (Total)	0	0.0	0	0.0
Prostitution	0	0.0	0	0.0
Prostitution Assisting/Promoting	0	0.0	0	0.0
Purchasing Prostitution	0	0.0	0	0.0
Human Trafficking Offenses (Total)	0	0.0	0	0.0
Commercial Sex Acts	0	0.0	0	0.0
Involuntary Servitude	0	0.0	0	0.0
Bribery	0	0.0	0	0.0
Weapon Law Violations	0	0.0	0	0.0
Animal Cruelty	0	0.0	0	0.0

GROUP B OFFENSES	Offenses	Rate per 1,000
Bad Checks	0	0.0
Curfew/Vagrancy	0	0.0
Disorderly Conduct	0	0.0
DUI	0	0.0
Drunkenness	0	0.0
Family-Non Violent	0	0.0
Liquor Law Violations	0	0.0
Peeping Tom	0	0.0
Trespass	0	0.0
All Other Offenses	0	0.0

2016 Fall Term Campus Population	
Undergraduate Enrollment	509
Graduate Enrollment	0
Staff Personnel	23
Faculty Personnel	35
Security Personnel	0
Total Campus Population	567



Tennessee College of Applied Technology at Elizabethton - 2016

GROUP A OFFENSES	Offense	Rate per 1,000	Cleared	% Cleared
Homicide Offenses (Total)	0	0.0	0	0.0
Murder	0	0.0	0	0.0
Negligent Manslaughter	0	0.0	0	0.0
Negligent Vehicular Manslaughter	0	0.0	0	0.0
Kidnapping/Abduction	0	0.0	0	0.0
Sex Offenses (Forcible) (Total)	0	0.0	0	0.0
Forcible Rape	0	0.0	0	0.0
Forcible Sodomy	0	0.0	0	0.0
Sexual Assault W/Object	0	0.0	0	0.0
Forcible Fondling	0	0.0	0	0.0
Robbery	0	0.0	0	0.0
Assault Offenses (Total)	0	0.0	0	0.0
Aggravated Assault	0	0.0	0	0.0
Simple Assault	0	0.0	0	0.0
Intimidation	0	0.0	0	0.0
Stalking	0	0.0	0	0.0
Arson	0	0.0	0	0.0
Extortion/Blackmail	0	0.0	0	0.0
Burglary	0	0.0	0	0.0
Larceny/Theft Offenses (Total)	0	0.0	0	0.0
Theft - Pocket-picking	0	0.0	0	0.0
Theft - Purse Snatching	0	0.0	0	0.0
Theft - Shoplifting	0	0.0	0	0.0
Theft From Building	0	0.0	0	0.0
Theft From Coin Machine	0	0.0	0	0.0
Theft From Motor Vehicle	0	0.0	0	0.0
Theft of Motor Vehicle Parts	0	0.0	0	0.0
Theft - All Other Larceny	0	0.0	0	0.0
Motor Vehicle Theft	0	0.0	0	0.0
Counterfeiting/Forgery	0	0.0	0	0.0
Fraud Offenses (Total)	0	0.0	0	0.0
Fraud - Computer Hacking/Invasion	0	0.0	0	0.0
Fraud - Credit Card/ATM	0	0.0	0	0.0
Fraud - False Pretenses	0	0.0	0	0.0
Fraud - Identity Theft	0	0.0	0	0.0
Fraud - Impersonation	0	0.0	0	0.0
Fraud - Welfare	0	0.0	0	0.0
Fraud - Wire	0	0.0	0	0.0
Embezzlement	0	0.0	0	0.0
Stolen Property Offenses	0	0.0	0	0.0
Destruction/Damage/Vandalism	0	0.0	0	0.0
Drug/Narcotic Violations (Total)	0	0.0	0	0.0
Drug/Narcotic Violations	0	0.0	0	0.0
Drug/Narcotic Equipment Violations	0	0.0	0	0.0

GROUP A OFFENSES	Offense	Rate per 1,000	Cleared	% Cleared
Sex Offenses (Nonforcible) (Total)	0	0.0	0	0.0
Incest	0	0.0	0	0.0
Statutory Rape	0	0.0	0	0.0
Pornography/Obscene Material	0	0.0	0	0.0
Gambling Offenses (Total)	0	0.0	0	0.0
Gambling - Betting/Wagering	0	0.0	0	0.0
Gambling - Operating/Promoting	0	0.0	0	0.0
Gambling - Equipment Violations	0	0.0	0	0.0
Gambling - Sports Tampering	0	0.0	0	0.0
Prostitution Offenses (Total)	0	0.0	0	0.0
Prostitution	0	0.0	0	0.0
Prostitution Assisting/Promoting	0	0.0	0	0.0
Purchasing Prostitution	0	0.0	0	0.0
Human Trafficking Offenses (Total)	0	0.0	0	0.0
Commercial Sex Acts	0	0.0	0	0.0
Involuntary Servitude	0	0.0	0	0.0
Bribery	0	0.0	0	0.0
Weapon Law Violations	0	0.0	0	0.0
Animal Cruelty	0	0.0	0	0.0

GROUP B OFFENSES	Offenses	Rate per 1,000
Bad Checks	0	0.0
Curfew/Vagrancy	0	0.0
Disorderly Conduct	0	0.0
DUI	0	0.0
Drunkenness	0	0.0
Family-Non Violent	0	0.0
Liquor Law Violations	0	0.0
Peeping Tom	0	0.0
Trespass	0	0.0
All Other Offenses	0	0.0

2016 Fall Term Campus Population	
Undergraduate Enrollment	511
Graduate Enrollment	0
Staff Personnel	13
Faculty Personnel	23
Security Personnel	0
Total Campus Population	547



Tennessee College of Applied Technology at Harriman - 2016

GROUP A OFFENSES	Offense	Rate per 1,000	Cleared	% Cleared
Homicide Offenses (Total)	0	0.0	0	0.0
Murder	0	0.0	0	0.0
Negligent Manslaughter	0	0.0	0	0.0
Negligent Vehicular Manslaughter	0	0.0	0	0.0
Kidnapping/Abduction	0	0.0	0	0.0
Sex Offenses (Forcible) (Total)	0	0.0	0	0.0
Forcible Rape	0	0.0	0	0.0
Forcible Sodomy	0	0.0	0	0.0
Sexual Assault W/Object	0	0.0	0	0.0
Forcible Fondling	0	0.0	0	0.0
Robbery	0	0.0	0	0.0
Assault Offenses (Total)	0	0.0	0	0.0
Aggravated Assault	0	0.0	0	0.0
Simple Assault	0	0.0	0	0.0
Intimidation	0	0.0	0	0.0
Stalking	0	0.0	0	0.0
Arson	0	0.0	0	0.0
Extortion/Blackmail	0	0.0	0	0.0
Burglary	0	0.0	0	0.0
Larceny/Theft Offenses (Total)	0	0.0	0	0.0
Theft - Pocket-picking	0	0.0	0	0.0
Theft - Purse Snatching	0	0.0	0	0.0
Theft - Shoplifting	0	0.0	0	0.0
Theft From Building	0	0.0	0	0.0
Theft From Coin Machine	0	0.0	0	0.0
Theft From Motor Vehicle	0	0.0	0	0.0
Theft of Motor Vehicle Parts	0	0.0	0	0.0
Theft - All Other Larceny	0	0.0	0	0.0
Motor Vehicle Theft	0	0.0	0	0.0
Counterfeiting/Forgery	0	0.0	0	0.0
Fraud Offenses (Total)	0	0.0	0	0.0
Fraud - Computer Hacking/Invasion	0	0.0	0	0.0
Fraud - Credit Card/ATM	0	0.0	0	0.0
Fraud - False Pretenses	0	0.0	0	0.0
Fraud - Identity Theft	0	0.0	0	0.0
Fraud - Impersonation	0	0.0	0	0.0
Fraud - Welfare	0	0.0	0	0.0
Fraud - Wire	0	0.0	0	0.0
Embezzlement	0	0.0	0	0.0
Stolen Property Offenses	0	0.0	0	0.0
Destruction/Damage/Vandalism	0	0.0	0	0.0
Drug/Narcotic Violations (Total)	0	0.0	0	0.0
Drug/Narcotic Violations	0	0.0	0	0.0
Drug/Narcotic Equipment Violations	0	0.0	0	0.0

GROUP A OFFENSES	Offense	Rate per 1,000	Cleared	% Cleared
Sex Offenses (Nonforcible) (Total)	0	0.0	0	0.0
Incest	0	0.0	0	0.0
Statutory Rape	0	0.0	0	0.0
Pornography/Obscene Material	0	0.0	0	0.0
Gambling Offenses (Total)	0	0.0	0	0.0
Gambling - Betting/Wagering	0	0.0	0	0.0
Gambling - Operating/Promoting	0	0.0	0	0.0
Gambling - Equipment Violations	0	0.0	0	0.0
Gambling - Sports Tampering	0	0.0	0	0.0
Prostitution Offenses (Total)	0	0.0	0	0.0
Prostitution	0	0.0	0	0.0
Prostitution Assisting/Promoting	0	0.0	0	0.0
Purchasing Prostitution	0	0.0	0	0.0
Human Trafficking Offenses (Total)	0	0.0	0	0.0
Commercial Sex Acts	0	0.0	0	0.0
Involuntary Servitude	0	0.0	0	0.0
Bribery	0	0.0	0	0.0
Weapon Law Violations	0	0.0	0	0.0
Animal Cruelty	0	0.0	0	0.0

GROUP B OFFENSES	Offenses	Rate per 1,000
Bad Checks	0	0.0
Curfew/Vagrancy	0	0.0
Disorderly Conduct	0	0.0
DUI	0	0.0
Drunkenness	0	0.0
Family-Non Violent	0	0.0
Liquor Law Violations	0	0.0
Peeping Tom	0	0.0
Trespass	0	0.0
All Other Offenses	0	0.0

2016 Fall Term Campus Population	
Undergraduate Enrollment	272
Graduate Enrollment	0
Staff Personnel	10
Faculty Personnel	21
Security Personnel	0
Total Campus Population	303



Tennessee College of Applied Technology at Hartsville - 2016

GROUP A OFFENSES	Offense	Rate per 1,000	Cleared	% Cleared
Homicide Offenses (Total)	0	0.0	0	0.0
Murder	0	0.0	0	0.0
Negligent Manslaughter	0	0.0	0	0.0
Negligent Vehicular Manslaughter	0	0.0	0	0.0
Kidnapping/Abduction	0	0.0	0	0.0
Sex Offenses (Forcible) (Total)	0	0.0	0	0.0
Forcible Rape	0	0.0	0	0.0
Forcible Sodomy	0	0.0	0	0.0
Sexual Assault W/Object	0	0.0	0	0.0
Forcible Fondling	0	0.0	0	0.0
Robbery	0	0.0	0	0.0
Assault Offenses (Total)	0	0.0	0	0.0
Aggravated Assault	0	0.0	0	0.0
Simple Assault	0	0.0	0	0.0
Intimidation	0	0.0	0	0.0
Stalking	0	0.0	0	0.0
Arson	0	0.0	0	0.0
Extortion/Blackmail	0	0.0	0	0.0
Burglary	0	0.0	0	0.0
Larceny/Theft Offenses (Total)	0	0.0	0	0.0
Theft - Pocket-picking	0	0.0	0	0.0
Theft - Purse Snatching	0	0.0	0	0.0
Theft - Shoplifting	0	0.0	0	0.0
Theft From Building	0	0.0	0	0.0
Theft From Coin Machine	0	0.0	0	0.0
Theft From Motor Vehicle	0	0.0	0	0.0
Theft of Motor Vehicle Parts	0	0.0	0	0.0
Theft - All Other Larceny	0	0.0	0	0.0
Motor Vehicle Theft	0	0.0	0	0.0
Counterfeiting/Forgery	0	0.0	0	0.0
Fraud Offenses (Total)	0	0.0	0	0.0
Fraud - Computer Hacking/Invasion	0	0.0	0	0.0
Fraud - Credit Card/ATM	0	0.0	0	0.0
Fraud - False Pretenses	0	0.0	0	0.0
Fraud - Identity Theft	0	0.0	0	0.0
Fraud - Impersonation	0	0.0	0	0.0
Fraud - Welfare	0	0.0	0	0.0
Fraud - Wire	0	0.0	0	0.0
Embezzlement	0	0.0	0	0.0
Stolen Property Offenses	0	0.0	0	0.0
Destruction/Damage/Vandalism	0	0.0	0	0.0
Drug/Narcotic Violations (Total)	0	0.0	0	0.0
Drug/Narcotic Violations	0	0.0	0	0.0
Drug/Narcotic Equipment Violations	0	0.0	0	0.0

GROUP A OFFENSES	Offense	Rate per 1,000	Cleared	% Cleared
Sex Offenses (Nonforcible) (Total)	0	0.0	0	0.0
Incest	0	0.0	0	0.0
Statutory Rape	0	0.0	0	0.0
Pornography/Obscene Material	0	0.0	0	0.0
Gambling Offenses (Total)	0	0.0	0	0.0
Gambling - Betting/Wagering	0	0.0	0	0.0
Gambling - Operating/Promoting	0	0.0	0	0.0
Gambling - Equipment Violations	0	0.0	0	0.0
Gambling - Sports Tampering	0	0.0	0	0.0
Prostitution Offenses (Total)	0	0.0	0	0.0
Prostitution	0	0.0	0	0.0
Prostitution Assisting/Promoting	0	0.0	0	0.0
Purchasing Prostitution	0	0.0	0	0.0
Human Trafficking Offenses (Total)	0	0.0	0	0.0
Commercial Sex Acts	0	0.0	0	0.0
Involuntary Servitude	0	0.0	0	0.0
Bribery	0	0.0	0	0.0
Weapon Law Violations	0	0.0	0	0.0
Animal Cruelty	0	0.0	0	0.0

GROUP B OFFENSES	Offenses	Rate per 1,000
Bad Checks	0	0.0
Curfew/Vagrancy	0	0.0
Disorderly Conduct	0	0.0
DUI	0	0.0
Drunkenness	0	0.0
Family-Non Violent	0	0.0
Liquor Law Violations	0	0.0
Peeping Tom	0	0.0
Trespass	0	0.0
All Other Offenses	0	0.0

2016 Fall Term Campus Population	
Undergraduate Enrollment	484
Graduate Enrollment	0
Staff Personnel	11
Faculty Personnel	25
Security Personnel	0
Total Campus Population	520



Tennessee College of Applied Technology at Hohenwald - 2016

GROUP A OFFENSES	Offense	Rate per 1,000	Cleared	% Cleared
Homicide Offenses (Total)	0	0.0	0	0.0
Murder	0	0.0	0	0.0
Negligent Manslaughter	0	0.0	0	0.0
Negligent Vehicular Manslaughter	0	0.0	0	0.0
Kidnapping/Abduction	0	0.0	0	0.0
Sex Offenses (Forcible) (Total)	0	0.0	0	0.0
Forcible Rape	0	0.0	0	0.0
Forcible Sodomy	0	0.0	0	0.0
Sexual Assault W/Object	0	0.0	0	0.0
Forcible Fondling	0	0.0	0	0.0
Robbery	0	0.0	0	0.0
Assault Offenses (Total)	0	0.0	0	0.0
Aggravated Assault	0	0.0	0	0.0
Simple Assault	0	0.0	0	0.0
Intimidation	0	0.0	0	0.0
Stalking	0	0.0	0	0.0
Arson	0	0.0	0	0.0
Extortion/Blackmail	0	0.0	0	0.0
Burglary	0	0.0	0	0.0
Larceny/Theft Offenses (Total)	0	0.0	0	0.0
Theft - Pocket-picking	0	0.0	0	0.0
Theft - Purse Snatching	0	0.0	0	0.0
Theft - Shoplifting	0	0.0	0	0.0
Theft From Building	0	0.0	0	0.0
Theft From Coin Machine	0	0.0	0	0.0
Theft From Motor Vehicle	0	0.0	0	0.0
Theft of Motor Vehicle Parts	0	0.0	0	0.0
Theft - All Other Larceny	0	0.0	0	0.0
Motor Vehicle Theft	0	0.0	0	0.0
Counterfeiting/Forgery	0	0.0	0	0.0
Fraud Offenses (Total)	0	0.0	0	0.0
Fraud - Computer Hacking/Invasion	0	0.0	0	0.0
Fraud - Credit Card/ATM	0	0.0	0	0.0
Fraud - False Pretenses	0	0.0	0	0.0
Fraud - Identity Theft	0	0.0	0	0.0
Fraud - Impersonation	0	0.0	0	0.0
Fraud - Welfare	0	0.0	0	0.0
Fraud - Wire	0	0.0	0	0.0
Embezzlement	0	0.0	0	0.0
Stolen Property Offenses	0	0.0	0	0.0
Destruction/Damage/Vandalism	0	0.0	0	0.0
Drug/Narcotic Violations (Total)	0	0.0	0	0.0
Drug/Narcotic Violations	0	0.0	0	0.0
Drug/Narcotic Equipment Violations	0	0.0	0	0.0

GROUP A OFFENSES	Offense	Rate per 1,000	Cleared	% Cleared
Sex Offenses (Nonforcible) (Total)	0	0.0	0	0.0
Incest	0	0.0	0	0.0
Statutory Rape	0	0.0	0	0.0
Pornography/Obscene Material	0	0.0	0	0.0
Gambling Offenses (Total)	0	0.0	0	0.0
Gambling - Betting/Wagering	0	0.0	0	0.0
Gambling - Operating/Promoting	0	0.0	0	0.0
Gambling - Equipment Violations	0	0.0	0	0.0
Gambling - Sports Tampering	0	0.0	0	0.0
Prostitution Offenses (Total)	0	0.0	0	0.0
Prostitution	0	0.0	0	0.0
Prostitution Assisting/Promoting	0	0.0	0	0.0
Purchasing Prostitution	0	0.0	0	0.0
Human Trafficking Offenses (Total)	0	0.0	0	0.0
Commercial Sex Acts	0	0.0	0	0.0
Involuntary Servitude	0	0.0	0	0.0
Bribery	0	0.0	0	0.0
Weapon Law Violations	0	0.0	0	0.0
Animal Cruelty	0	0.0	0	0.0

GROUP B OFFENSES	Offenses	Rate per 1,000
Bad Checks	0	0.0
Curfew/Vagrancy	0	0.0
Disorderly Conduct	0	0.0
DUI	0	0.0
Drunkenness	0	0.0
Family-Non Violent	0	0.0
Liquor Law Violations	0	0.0
Peeping Tom	0	0.0
Trespass	0	0.0
All Other Offenses	0	0.0

2016 Fall Term Campus Population	
Undergraduate Enrollment	262
Graduate Enrollment	0
Staff Personnel	10
Faculty Personnel	19
Security Personnel	1
Total Campus Population	292



Tennessee College of Applied Technology at Jacksboro - 2016

GROUP A OFFENSES	Offense	Rate per 1,000	Cleared	% Cleared
Homicide Offenses (Total)	0	0.0	0	0.0
Murder	0	0.0	0	0.0
Negligent Manslaughter	0	0.0	0	0.0
Negligent Vehicular Manslaughter	0	0.0	0	0.0
Kidnapping/Abduction	0	0.0	0	0.0
Sex Offenses (Forcible) (Total)	0	0.0	0	0.0
Forcible Rape	0	0.0	0	0.0
Forcible Sodomy	0	0.0	0	0.0
Sexual Assault W/Object	0	0.0	0	0.0
Forcible Fondling	0	0.0	0	0.0
Robbery	0	0.0	0	0.0
Assault Offenses (Total)	0	0.0	0	0.0
Aggravated Assault	0	0.0	0	0.0
Simple Assault	0	0.0	0	0.0
Intimidation	0	0.0	0	0.0
Stalking	0	0.0	0	0.0
Arson	0	0.0	0	0.0
Extortion/Blackmail	0	0.0	0	0.0
Burglary	0	0.0	0	0.0
Larceny/Theft Offenses (Total)	0	0.0	0	0.0
Theft - Pocket-picking	0	0.0	0	0.0
Theft - Purse Snatching	0	0.0	0	0.0
Theft - Shoplifting	0	0.0	0	0.0
Theft From Building	0	0.0	0	0.0
Theft From Coin Machine	0	0.0	0	0.0
Theft From Motor Vehicle	0	0.0	0	0.0
Theft of Motor Vehicle Parts	0	0.0	0	0.0
Theft - All Other Larceny	0	0.0	0	0.0
Motor Vehicle Theft	0	0.0	0	0.0
Counterfeiting/Forgery	0	0.0	0	0.0
Fraud Offenses (Total)	0	0.0	0	0.0
Fraud - Computer Hacking/Invasion	0	0.0	0	0.0
Fraud - Credit Card/ATM	0	0.0	0	0.0
Fraud - False Pretenses	0	0.0	0	0.0
Fraud - Identity Theft	0	0.0	0	0.0
Fraud - Impersonation	0	0.0	0	0.0
Fraud - Welfare	0	0.0	0	0.0
Fraud - Wire	0	0.0	0	0.0
Embezzlement	0	0.0	0	0.0
Stolen Property Offenses	0	0.0	0	0.0
Destruction/Damage/Vandalism	0	0.0	0	0.0
Drug/Narcotic Violations (Total)	0	0.0	0	0.0
Drug/Narcotic Violations	0	0.0	0	0.0
Drug/Narcotic Equipment Violations	0	0.0	0	0.0

GROUP A OFFENSES	Offense	Rate per 1,000	Cleared	% Cleared
Sex Offenses (Nonforcible) (Total)	0	0.0	0	0.0
Incest	0	0.0	0	0.0
Statutory Rape	0	0.0	0	0.0
Pornography/Obscene Material	0	0.0	0	0.0
Gambling Offenses (Total)	0	0.0	0	0.0
Gambling - Betting/Wagering	0	0.0	0	0.0
Gambling - Operating/Promoting	0	0.0	0	0.0
Gambling - Equipment Violations	0	0.0	0	0.0
Gambling - Sports Tampering	0	0.0	0	0.0
Prostitution Offenses (Total)	0	0.0	0	0.0
Prostitution	0	0.0	0	0.0
Prostitution Assisting/Promoting	0	0.0	0	0.0
Purchasing Prostitution	0	0.0	0	0.0
Human Trafficking Offenses (Total)	0	0.0	0	0.0
Commercial Sex Acts	0	0.0	0	0.0
Involuntary Servitude	0	0.0	0	0.0
Bribery	0	0.0	0	0.0
Weapon Law Violations	0	0.0	0	0.0
Animal Cruelty	0	0.0	0	0.0

GROUP B OFFENSES	Offenses	Rate per 1,000
Bad Checks	0	0.0
Curfew/Vagrancy	0	0.0
Disorderly Conduct	0	0.0
DUI	0	0.0
Drunkenness	0	0.0
Family-Non Violent	0	0.0
Liquor Law Violations	0	0.0
Peeping Tom	0	0.0
Trespass	0	0.0
All Other Offenses	0	0.0

2016 Fall Term Campus Population	
Undergraduate Enrollment	223
Graduate Enrollment	0
Staff Personnel	18
Faculty Personnel	9
Security Personnel	0
Total Campus Population	250



Tennessee College of Applied Technology at Jackson - 2016

GROUP A OFFENSES	Offense	Rate per 1,000	Cleared	% Cleared
Homicide Offenses (Total)	0	0.0	0	0.0
Murder	0	0.0	0	0.0
Negligent Manslaughter	0	0.0	0	0.0
Negligent Vehicular Manslaughter	0	0.0	0	0.0
Kidnapping/Abduction	0	0.0	0	0.0
Sex Offenses (Forcible) (Total)	0	0.0	0	0.0
Forcible Rape	0	0.0	0	0.0
Forcible Sodomy	0	0.0	0	0.0
Sexual Assault W/Object	0	0.0	0	0.0
Forcible Fondling	0	0.0	0	0.0
Robbery	0	0.0	0	0.0
Assault Offenses (Total)	0	0.0	0	0.0
Aggravated Assault	0	0.0	0	0.0
Simple Assault	0	0.0	0	0.0
Intimidation	0	0.0	0	0.0
Stalking	0	0.0	0	0.0
Arson	0	0.0	0	0.0
Extortion/Blackmail	0	0.0	0	0.0
Burglary	0	0.0	0	0.0
Larceny/Theft Offenses (Total)	0	0.0	0	0.0
Theft - Pocket-picking	0	0.0	0	0.0
Theft - Purse Snatching	0	0.0	0	0.0
Theft - Shoplifting	0	0.0	0	0.0
Theft From Building	0	0.0	0	0.0
Theft From Coin Machine	0	0.0	0	0.0
Theft From Motor Vehicle	0	0.0	0	0.0
Theft of Motor Vehicle Parts	0	0.0	0	0.0
Theft - All Other Larceny	0	0.0	0	0.0
Motor Vehicle Theft	0	0.0	0	0.0
Counterfeiting/Forgery	0	0.0	0	0.0
Fraud Offenses (Total)	0	0.0	0	0.0
Fraud - Computer Hacking/Invasion	0	0.0	0	0.0
Fraud - Credit Card/ATM	0	0.0	0	0.0
Fraud - False Pretenses	0	0.0	0	0.0
Fraud - Identity Theft	0	0.0	0	0.0
Fraud - Impersonation	0	0.0	0	0.0
Fraud - Welfare	0	0.0	0	0.0
Fraud - Wire	0	0.0	0	0.0
Embezzlement	0	0.0	0	0.0
Stolen Property Offenses	0	0.0	0	0.0
Destruction/Damage/Vandalism	0	0.0	0	0.0
Drug/Narcotic Violations (Total)	0	0.0	0	0.0
Drug/Narcotic Violations	0	0.0	0	0.0
Drug/Narcotic Equipment Violations	0	0.0	0	0.0

GROUP A OFFENSES	Offense	Rate per 1,000	Cleared	% Cleared
Sex Offenses (Nonforcible) (Total)	0	0.0	0	0.0
Incest	0	0.0	0	0.0
Statutory Rape	0	0.0	0	0.0
Pornography/Obscene Material	0	0.0	0	0.0
Gambling Offenses (Total)	0	0.0	0	0.0
Gambling - Betting/Wagering	0	0.0	0	0.0
Gambling - Operating/Promoting	0	0.0	0	0.0
Gambling - Equipment Violations	0	0.0	0	0.0
Gambling - Sports Tampering	0	0.0	0	0.0
Prostitution Offenses (Total)	0	0.0	0	0.0
Prostitution	0	0.0	0	0.0
Prostitution Assisting/Promoting	0	0.0	0	0.0
Purchasing Prostitution	0	0.0	0	0.0
Human Trafficking Offenses (Total)	0	0.0	0	0.0
Commercial Sex Acts	0	0.0	0	0.0
Involuntary Servitude	0	0.0	0	0.0
Bribery	0	0.0	0	0.0
Weapon Law Violations	0	0.0	0	0.0
Animal Cruelty	0	0.0	0	0.0

GROUP B OFFENSES	Offenses	Rate per 1,000
Bad Checks	0	0.0
Curfew/Vagrancy	0	0.0
Disorderly Conduct	0	0.0
DUI	0	0.0
Drunkenness	0	0.0
Family-Non Violent	0	0.0
Liquor Law Violations	0	0.0
Peeping Tom	0	0.0
Trespass	0	0.0
All Other Offenses	0	0.0

2016 Fall Term Campus Population	
Undergraduate Enrollment	397
Graduate Enrollment	0
Staff Personnel	25
Faculty Personnel	36
Security Personnel	0
Total Campus Population	458



Tennessee College of Applied Technology at Knoxville - 2016

GROUP A OFFENSES	Offense	Rate per 1,000	Cleared	% Cleared
Homicide Offenses (Total)	0	0.0	0	0.0
Murder	0	0.0	0	0.0
Negligent Manslaughter	0	0.0	0	0.0
Negligent Vehicular Manslaughter	0	0.0	0	0.0
Kidnapping/Abduction	0	0.0	0	0.0
Sex Offenses (Forcible) (Total)	0	0.0	0	0.0
Forcible Rape	0	0.0	0	0.0
Forcible Sodomy	0	0.0	0	0.0
Sexual Assault W/Object	0	0.0	0	0.0
Forcible Fondling	0	0.0	0	0.0
Robbery	0	0.0	0	0.0
Assault Offenses (Total)	0	0.0	0	0.0
Aggravated Assault	0	0.0	0	0.0
Simple Assault	0	0.0	0	0.0
Intimidation	0	0.0	0	0.0
Stalking	0	0.0	0	0.0
Arson	0	0.0	0	0.0
Extortion/Blackmail	0	0.0	0	0.0
Burglary	0	0.0	0	0.0
Larceny/Theft Offenses (Total)	1	0.0	1	100.0
Theft - Pocket-picking	0	0.0	0	0.0
Theft - Purse Snatching	0	0.0	0	0.0
Theft - Shoplifting	0	0.0	0	0.0
Theft From Building	1	0.0	1	100.0
Theft From Coin Machine	0	0.0	0	0.0
Theft From Motor Vehicle	0	0.0	0	0.0
Theft of Motor Vehicle Parts	0	0.0	0	0.0
Theft - All Other Larceny	0	0.0	0	0.0
Motor Vehicle Theft	0	0.0	0	0.0
Counterfeiting/Forgery	0	0.0	0	0.0
Fraud Offenses (Total)	0	0.0	0	0.0
Fraud - Computer Hacking/Invasion	0	0.0	0	0.0
Fraud - Credit Card/ATM	0	0.0	0	0.0
Fraud - False Pretenses	0	0.0	0	0.0
Fraud - Identity Theft	0	0.0	0	0.0
Fraud - Impersonation	0	0.0	0	0.0
Fraud - Welfare	0	0.0	0	0.0
Fraud - Wire	0	0.0	0	0.0
Embezzlement	1	0.0	1	100.0
Stolen Property Offenses	0	0.0	0	0.0
Destruction/Damage/Vandalism	0	0.0	0	0.0
Drug/Narcotic Violations (Total)	0	0.0	0	0.0
Drug/Narcotic Violations	0	0.0	0	0.0
Drug/Narcotic Equipment Violations	0	0.0	0	0.0

GROUP A OFFENSES	Offense	Rate per 1,000	Cleared	% Cleared
Sex Offenses (Nonforcible) (Total)	0	0.0	0	0.0
Incest	0	0.0	0	0.0
Statutory Rape	0	0.0	0	0.0
Pornography/Obscene Material	0	0.0	0	0.0
Gambling Offenses (Total)	0	0.0	0	0.0
Gambling - Betting/Wagering	0	0.0	0	0.0
Gambling - Operating/Promoting	0	0.0	0	0.0
Gambling - Equipment Violations	0	0.0	0	0.0
Gambling - Sports Tampering	0	0.0	0	0.0
Prostitution Offenses (Total)	0	0.0	0	0.0
Prostitution	0	0.0	0	0.0
Prostitution Assisting/Promoting	0	0.0	0	0.0
Purchasing Prostitution	0	0.0	0	0.0
Human Trafficking Offenses (Total)	0	0.0	0	0.0
Commercial Sex Acts	0	0.0	0	0.0
Involuntary Servitude	0	0.0	0	0.0
Bribery	0	0.0	0	0.0
Weapon Law Violations	0	0.0	0	0.0
Animal Cruelty	0	0.0	0	0.0

GROUP B OFFENSES	Offenses	Rate per 1,000
Bad Checks	0	0.0
Curfew/Vagrancy	0	0.0
Disorderly Conduct	0	0.0
DUI	0	0.0
Drunkenness	0	0.0
Family-Non Violent	0	0.0
Liquor Law Violations	0	0.0
Peeping Tom	0	0.0
Trespass	0	0.0
All Other Offenses	0	0.0

2016 Fall Term Campus Population	
Undergraduate Enrollment	713
Graduate Enrollment	0
Staff Personnel	32
Faculty Personnel	45
Security Personnel	8
Total Campus Population	798



Tennessee College of Applied Technology at Livingston - 2016

GROUP A OFFENSES	Offense	Rate per 1,000	Cleared	% Cleared
Homicide Offenses (Total)	0	0.0	0	0.0
Murder	0	0.0	0	0.0
Negligent Manslaughter	0	0.0	0	0.0
Negligent Vehicular Manslaughter	0	0.0	0	0.0
Kidnapping/Abduction	0	0.0	0	0.0
Sex Offenses (Forcible) (Total)	0	0.0	0	0.0
Forcible Rape	0	0.0	0	0.0
Forcible Sodomy	0	0.0	0	0.0
Sexual Assault W/Object	0	0.0	0	0.0
Forcible Fondling	0	0.0	0	0.0
Robbery	0	0.0	0	0.0
Assault Offenses (Total)	0	0.0	0	0.0
Aggravated Assault	0	0.0	0	0.0
Simple Assault	0	0.0	0	0.0
Intimidation	0	0.0	0	0.0
Stalking	0	0.0	0	0.0
Arson	0	0.0	0	0.0
Extortion/Blackmail	0	0.0	0	0.0
Burglary	0	0.0	0	0.0
Larceny/Theft Offenses (Total)	0	0.0	0	0.0
Theft - Pocket-picking	0	0.0	0	0.0
Theft - Purse Snatching	0	0.0	0	0.0
Theft - Shoplifting	0	0.0	0	0.0
Theft From Building	0	0.0	0	0.0
Theft From Coin Machine	0	0.0	0	0.0
Theft From Motor Vehicle	0	0.0	0	0.0
Theft of Motor Vehicle Parts	0	0.0	0	0.0
Theft - All Other Larceny	0	0.0	0	0.0
Motor Vehicle Theft	0	0.0	0	0.0
Counterfeiting/Forgery	0	0.0	0	0.0
Fraud Offenses (Total)	0	0.0	0	0.0
Fraud - Computer Hacking/Invasion	0	0.0	0	0.0
Fraud - Credit Card/ATM	0	0.0	0	0.0
Fraud - False Pretenses	0	0.0	0	0.0
Fraud - Identity Theft	0	0.0	0	0.0
Fraud - Impersonation	0	0.0	0	0.0
Fraud - Welfare	0	0.0	0	0.0
Fraud - Wire	0	0.0	0	0.0
Embezzlement	0	0.0	0	0.0
Stolen Property Offenses	0	0.0	0	0.0
Destruction/Damage/Vandalism	0	0.0	0	0.0
Drug/Narcotic Violations (Total)	0	0.0	0	0.0
Drug/Narcotic Violations	0	0.0	0	0.0
Drug/Narcotic Equipment Violations	0	0.0	0	0.0

GROUP A OFFENSES	Offense	Rate per 1,000	Cleared	% Cleared
Sex Offenses (Nonforcible) (Total)	0	0.0	0	0.0
Incest	0	0.0	0	0.0
Statutory Rape	0	0.0	0	0.0
Pornography/Obscene Material	0	0.0	0	0.0
Gambling Offenses (Total)	0	0.0	0	0.0
Gambling - Betting/Wagering	0	0.0	0	0.0
Gambling - Operating/Promoting	0	0.0	0	0.0
Gambling - Equipment Violations	0	0.0	0	0.0
Gambling - Sports Tampering	0	0.0	0	0.0
Prostitution Offenses (Total)	0	0.0	0	0.0
Prostitution	0	0.0	0	0.0
Prostitution Assisting/Promoting	0	0.0	0	0.0
Purchasing Prostitution	0	0.0	0	0.0
Human Trafficking Offenses (Total)	0	0.0	0	0.0
Commercial Sex Acts	0	0.0	0	0.0
Involuntary Servitude	0	0.0	0	0.0
Bribery	0	0.0	0	0.0
Weapon Law Violations	0	0.0	0	0.0
Animal Cruelty	0	0.0	0	0.0

GROUP B OFFENSES	Offenses	Rate per 1,000
Bad Checks	0	0.0
Curfew/Vagrancy	0	0.0
Disorderly Conduct	0	0.0
DUI	0	0.0
Drunkenness	0	0.0
Family-Non Violent	0	0.0
Liquor Law Violations	0	0.0
Peeping Tom	0	0.0
Trespass	0	0.0
All Other Offenses	0	0.0

2016 Fall Term Campus Population	
Undergraduate Enrollment	267
Graduate Enrollment	0
Staff Personnel	9
Faculty Personnel	15
Security Personnel	0
Total Campus Population	291



Tennessee College of Applied Technology at McKenzie - 2016

GROUP A OFFENSES	Offense	Rate per 1,000	Cleared	% Cleared
Homicide Offenses (Total)	0	0.0	0	0.0
Murder	0	0.0	0	0.0
Negligent Manslaughter	0	0.0	0	0.0
Negligent Vehicular Manslaughter	0	0.0	0	0.0
Kidnapping/Abduction	0	0.0	0	0.0
Sex Offenses (Forcible) (Total)	0	0.0	0	0.0
Forcible Rape	0	0.0	0	0.0
Forcible Sodomy	0	0.0	0	0.0
Sexual Assault W/Object	0	0.0	0	0.0
Forcible Fondling	0	0.0	0	0.0
Robbery	0	0.0	0	0.0
Assault Offenses (Total)	0	0.0	0	0.0
Aggravated Assault	0	0.0	0	0.0
Simple Assault	0	0.0	0	0.0
Intimidation	0	0.0	0	0.0
Stalking	0	0.0	0	0.0
Arson	0	0.0	0	0.0
Extortion/Blackmail	0	0.0	0	0.0
Burglary	0	0.0	0	0.0
Larceny/Theft Offenses (Total)	0	0.0	0	0.0
Theft - Pocket-picking	0	0.0	0	0.0
Theft - Purse Snatching	0	0.0	0	0.0
Theft - Shoplifting	0	0.0	0	0.0
Theft From Building	0	0.0	0	0.0
Theft From Coin Machine	0	0.0	0	0.0
Theft From Motor Vehicle	0	0.0	0	0.0
Theft of Motor Vehicle Parts	0	0.0	0	0.0
Theft - All Other Larceny	0	0.0	0	0.0
Motor Vehicle Theft	0	0.0	0	0.0
Counterfeiting/Forgery	0	0.0	0	0.0
Fraud Offenses (Total)	0	0.0	0	0.0
Fraud - Computer Hacking/Invasion	0	0.0	0	0.0
Fraud - Credit Card/ATM	0	0.0	0	0.0
Fraud - False Pretenses	0	0.0	0	0.0
Fraud - Identity Theft	0	0.0	0	0.0
Fraud - Impersonation	0	0.0	0	0.0
Fraud - Welfare	0	0.0	0	0.0
Fraud - Wire	0	0.0	0	0.0
Embezzlement	0	0.0	0	0.0
Stolen Property Offenses	0	0.0	0	0.0
Destruction/Damage/Vandalism	0	0.0	0	0.0
Drug/Narcotic Violations (Total)	0	0.0	0	0.0
Drug/Narcotic Violations	0	0.0	0	0.0
Drug/Narcotic Equipment Violations	0	0.0	0	0.0

GROUP A OFFENSES	Offense	Rate per 1,000	Cleared	% Cleared
Sex Offenses (Nonforcible) (Total)	0	0.0	0	0.0
Incest	0	0.0	0	0.0
Statutory Rape	0	0.0	0	0.0
Pornography/Obscene Material	0	0.0	0	0.0
Gambling Offenses (Total)	0	0.0	0	0.0
Gambling - Betting/Wagering	0	0.0	0	0.0
Gambling - Operating/Promoting	0	0.0	0	0.0
Gambling - Equipment Violations	0	0.0	0	0.0
Gambling - Sports Tampering	0	0.0	0	0.0
Prostitution Offenses (Total)	0	0.0	0	0.0
Prostitution	0	0.0	0	0.0
Prostitution Assisting/Promoting	0	0.0	0	0.0
Purchasing Prostitution	0	0.0	0	0.0
Human Trafficking Offenses (Total)	0	0.0	0	0.0
Commercial Sex Acts	0	0.0	0	0.0
Involuntary Servitude	0	0.0	0	0.0
Bribery	0	0.0	0	0.0
Weapon Law Violations	0	0.0	0	0.0
Animal Cruelty	0	0.0	0	0.0

GROUP B OFFENSES	Offenses	Rate per 1,000
Bad Checks	0	0.0
Curfew/Vagrancy	0	0.0
Disorderly Conduct	0	0.0
DUI	0	0.0
Drunkenness	0	0.0
Family-Non Violent	0	0.0
Liquor Law Violations	0	0.0
Peeping Tom	0	0.0
Trespass	0	0.0
All Other Offenses	0	0.0

2016 Fall Term Campus Population	
Undergraduate Enrollment	193
Graduate Enrollment	0
Staff Personnel	9
Faculty Personnel	13
Security Personnel	0
Total Campus Population	215



Tennessee College of Applied Technology at McMinnville - 2016

GROUP A OFFENSES	Offense	Rate per 1,000	Cleared	% Cleared
Homicide Offenses (Total)	0	0.0	0	0.0
Murder	0	0.0	0	0.0
Negligent Manslaughter	0	0.0	0	0.0
Negligent Vehicular Manslaughter	0	0.0	0	0.0
Kidnapping/Abduction	0	0.0	0	0.0
Sex Offenses (Forcible) (Total)	0	0.0	0	0.0
Forcible Rape	0	0.0	0	0.0
Forcible Sodomy	0	0.0	0	0.0
Sexual Assault W/Object	0	0.0	0	0.0
Forcible Fondling	0	0.0	0	0.0
Robbery	0	0.0	0	0.0
Assault Offenses (Total)	0	0.0	0	0.0
Aggravated Assault	0	0.0	0	0.0
Simple Assault	0	0.0	0	0.0
Intimidation	0	0.0	0	0.0
Stalking	0	0.0	0	0.0
Arson	0	0.0	0	0.0
Extortion/Blackmail	0	0.0	0	0.0
Burglary	0	0.0	0	0.0
Larceny/Theft Offenses (Total)	0	0.0	0	0.0
Theft - Pocket-picking	0	0.0	0	0.0
Theft - Purse Snatching	0	0.0	0	0.0
Theft - Shoplifting	0	0.0	0	0.0
Theft From Building	0	0.0	0	0.0
Theft From Coin Machine	0	0.0	0	0.0
Theft From Motor Vehicle	0	0.0	0	0.0
Theft of Motor Vehicle Parts	0	0.0	0	0.0
Theft - All Other Larceny	0	0.0	0	0.0
Motor Vehicle Theft	0	0.0	0	0.0
Counterfeiting/Forgery	0	0.0	0	0.0
Fraud Offenses (Total)	0	0.0	0	0.0
Fraud - Computer Hacking/Invasion	0	0.0	0	0.0
Fraud - Credit Card/ATM	0	0.0	0	0.0
Fraud - False Pretenses	0	0.0	0	0.0
Fraud - Identity Theft	0	0.0	0	0.0
Fraud - Impersonation	0	0.0	0	0.0
Fraud - Welfare	0	0.0	0	0.0
Fraud - Wire	0	0.0	0	0.0
Embezzlement	0	0.0	0	0.0
Stolen Property Offenses	0	0.0	0	0.0
Destruction/Damage/Vandalism	0	0.0	0	0.0
Drug/Narcotic Violations (Total)	0	0.0	0	0.0
Drug/Narcotic Violations	0	0.0	0	0.0
Drug/Narcotic Equipment Violations	0	0.0	0	0.0

GROUP A OFFENSES	Offense	Rate per 1,000	Cleared	% Cleared
Sex Offenses (Nonforcible) (Total)	0	0.0	0	0.0
Incest	0	0.0	0	0.0
Statutory Rape	0	0.0	0	0.0
Pornography/Obscene Material	0	0.0	0	0.0
Gambling Offenses (Total)	0	0.0	0	0.0
Gambling - Betting/Wagering	0	0.0	0	0.0
Gambling - Operating/Promoting	0	0.0	0	0.0
Gambling - Equipment Violations	0	0.0	0	0.0
Gambling - Sports Tampering	0	0.0	0	0.0
Prostitution Offenses (Total)	0	0.0	0	0.0
Prostitution	0	0.0	0	0.0
Prostitution Assisting/Promoting	0	0.0	0	0.0
Purchasing Prostitution	0	0.0	0	0.0
Human Trafficking Offenses (Total)	0	0.0	0	0.0
Commercial Sex Acts	0	0.0	0	0.0
Involuntary Servitude	0	0.0	0	0.0
Bribery	0	0.0	0	0.0
Weapon Law Violations	0	0.0	0	0.0
Animal Cruelty	0	0.0	0	0.0

GROUP B OFFENSES	Offenses	Rate per 1,000
Bad Checks	0	0.0
Curfew/Vagrancy	0	0.0
Disorderly Conduct	0	0.0
DUI	0	0.0
Drunkenness	0	0.0
Family-Non Violent	0	0.0
Liquor Law Violations	0	0.0
Peeping Tom	0	0.0
Trespass	0	0.0
All Other Offenses	0	0.0

2016 Fall Term Campus Population	
Undergraduate Enrollment	276
Graduate Enrollment	0
Staff Personnel	9
Faculty Personnel	9
Security Personnel	0
Total Campus Population	294



Tennessee College of Applied Technology at Memphis - 2016

GROUP A OFFENSES	Offense	Rate per 1,000	Cleared	% Cleared
Homicide Offenses (Total)	0	0.0	0	0.0
Murder	0	0.0	0	0.0
Negligent Manslaughter	0	0.0	0	0.0
Negligent Vehicular Manslaughter	0	0.0	0	0.0
Kidnapping/Abduction	0	0.0	0	0.0
Sex Offenses (Forcible) (Total)	0	0.0	0	0.0
Forcible Rape	0	0.0	0	0.0
Forcible Sodomy	0	0.0	0	0.0
Sexual Assault W/Object	0	0.0	0	0.0
Forcible Fondling	0	0.0	0	0.0
Robbery	0	0.0	0	0.0
Assault Offenses (Total)	3	0.0	1	33.3
Aggravated Assault	0	0.0	0	0.0
Simple Assault	2	0.0	1	50.0
Intimidation	1	0.0	0	0.0
Stalking	0	0.0	0	0.0
Arson	0	0.0	0	0.0
Extortion/Blackmail	0	0.0	0	0.0
Burglary	2	0.0	0	0.0
Larceny/Theft Offenses (Total)	16	0.0	1	6.3
Theft - Pocket-picking	0	0.0	0	0.0
Theft - Purse Snatching	0	0.0	0	0.0
Theft - Shoplifting	0	0.0	0	0.0
Theft From Building	4	0.0	0	0.0
Theft From Coin Machine	1	0.0	1	100.0
Theft From Motor Vehicle	3	0.0	0	0.0
Theft of Motor Vehicle Parts	8	0.0	0	0.0
Theft - All Other Larceny	0	0.0	0	0.0
Motor Vehicle Theft	2	0.0	0	0.0
Counterfeiting/Forgery	0	0.0	0	0.0
Fraud Offenses (Total)	0	0.0	0	0.0
Fraud - Computer Hacking/Invasion	0	0.0	0	0.0
Fraud - Credit Card/ATM	0	0.0	0	0.0
Fraud - False Pretenses	0	0.0	0	0.0
Fraud - Identity Theft	0	0.0	0	0.0
Fraud - Impersonation	0	0.0	0	0.0
Fraud - Welfare	0	0.0	0	0.0
Fraud - Wire	0	0.0	0	0.0
Embezzlement	0	0.0	0	0.0
Stolen Property Offenses	0	0.0	0	0.0
Destruction/Damage/Vandalism	5	0.0	0	0.0
Drug/Narcotic Violations (Total)	0	0.0	0	0.0
Drug/Narcotic Violations	0	0.0	0	0.0
Drug/Narcotic Equipment Violations	0	0.0	0	0.0

GROUP A OFFENSES	Offense	Rate per 1,000	Cleared	% Cleared
Sex Offenses (Nonforcible) (Total)	0	0.0	0	0.0
Incest	0	0.0	0	0.0
Statutory Rape	0	0.0	0	0.0
Pornography/Obscene Material	0	0.0	0	0.0
Gambling Offenses (Total)	0	0.0	0	0.0
Gambling - Betting/Wagering	0	0.0	0	0.0
Gambling - Operating/Promoting	0	0.0	0	0.0
Gambling - Equipment Violations	0	0.0	0	0.0
Gambling - Sports Tampering	0	0.0	0	0.0
Prostitution Offenses (Total)	0	0.0	0	0.0
Prostitution	0	0.0	0	0.0
Prostitution Assisting/Promoting	0	0.0	0	0.0
Purchasing Prostitution	0	0.0	0	0.0
Human Trafficking Offenses (Total)	0	0.0	0	0.0
Commercial Sex Acts	0	0.0	0	0.0
Involuntary Servitude	0	0.0	0	0.0
Bribery	0	0.0	0	0.0
Weapon Law Violations	0	0.0	0	0.0
Animal Cruelty	0	0.0	0	0.0

GROUP B OFFENSES	Offenses	Rate per 1,000
Bad Checks	0	0.0
Curfew/Vagrancy	0	0.0
Disorderly Conduct	0	0.0
DUI	0	0.0
Drunkenness	0	0.0
Family-Non Violent	0	0.0
Liquor Law Violations	0	0.0
Peeping Tom	0	0.0
Trespass	0	0.0
All Other Offenses	0	0.0

2016 Fall Term Campus Population	
Undergraduate Enrollment	885
Graduate Enrollment	0
Staff Personnel	27
Faculty Personnel	42
Security Personnel	2
Total Campus Population	956



Tennessee College of Applied Technology at Morristown - 2016

GROUP A OFFENSES	Offense	Rate per 1,000	Cleared	% Cleared
Homicide Offenses (Total)	0	0.0	0	0.0
Murder	0	0.0	0	0.0
Negligent Manslaughter	0	0.0	0	0.0
Negligent Vehicular Manslaughter	0	0.0	0	0.0
Kidnapping/Abduction	0	0.0	0	0.0
Sex Offenses (Forcible) (Total)	0	0.0	0	0.0
Forcible Rape	0	0.0	0	0.0
Forcible Sodomy	0	0.0	0	0.0
Sexual Assault W/Object	0	0.0	0	0.0
Forcible Fondling	0	0.0	0	0.0
Robbery	0	0.0	0	0.0
Assault Offenses (Total)	0	0.0	0	0.0
Aggravated Assault	0	0.0	0	0.0
Simple Assault	0	0.0	0	0.0
Intimidation	0	0.0	0	0.0
Stalking	0	0.0	0	0.0
Arson	0	0.0	0	0.0
Extortion/Blackmail	0	0.0	0	0.0
Burglary	0	0.0	0	0.0
Larceny/Theft Offenses (Total)	0	0.0	0	0.0
Theft - Pocket-picking	0	0.0	0	0.0
Theft - Purse Snatching	0	0.0	0	0.0
Theft - Shoplifting	0	0.0	0	0.0
Theft From Building	0	0.0	0	0.0
Theft From Coin Machine	0	0.0	0	0.0
Theft From Motor Vehicle	0	0.0	0	0.0
Theft of Motor Vehicle Parts	0	0.0	0	0.0
Theft - All Other Larceny	0	0.0	0	0.0
Motor Vehicle Theft	0	0.0	0	0.0
Counterfeiting/Forgery	0	0.0	0	0.0
Fraud Offenses (Total)	0	0.0	0	0.0
Fraud - Computer Hacking/Invasion	0	0.0	0	0.0
Fraud - Credit Card/ATM	0	0.0	0	0.0
Fraud - False Pretenses	0	0.0	0	0.0
Fraud - Identity Theft	0	0.0	0	0.0
Fraud - Impersonation	0	0.0	0	0.0
Fraud - Welfare	0	0.0	0	0.0
Fraud - Wire	0	0.0	0	0.0
Embezzlement	0	0.0	0	0.0
Stolen Property Offenses	0	0.0	0	0.0
Destruction/Damage/Vandalism	0	0.0	0	0.0
Drug/Narcotic Violations (Total)	0	0.0	0	0.0
Drug/Narcotic Violations	0	0.0	0	0.0
Drug/Narcotic Equipment Violations	0	0.0	0	0.0

GROUP A OFFENSES	Offense	Rate per 1,000	Cleared	% Cleared
Sex Offenses (Nonforcible) (Total)	0	0.0	0	0.0
Incest	0	0.0	0	0.0
Statutory Rape	0	0.0	0	0.0
Pornography/Obscene Material	0	0.0	0	0.0
Gambling Offenses (Total)	0	0.0	0	0.0
Gambling - Betting/Wagering	0	0.0	0	0.0
Gambling - Operating/Promoting	0	0.0	0	0.0
Gambling - Equipment Violations	0	0.0	0	0.0
Gambling - Sports Tampering	0	0.0	0	0.0
Prostitution Offenses (Total)	0	0.0	0	0.0
Prostitution	0	0.0	0	0.0
Prostitution Assisting/Promoting	0	0.0	0	0.0
Purchasing Prostitution	0	0.0	0	0.0
Human Trafficking Offenses (Total)	0	0.0	0	0.0
Commercial Sex Acts	0	0.0	0	0.0
Involuntary Servitude	0	0.0	0	0.0
Bribery	0	0.0	0	0.0
Weapon Law Violations	0	0.0	0	0.0
Animal Cruelty	0	0.0	0	0.0

GROUP B OFFENSES	Offenses	Rate per 1,000
Bad Checks	0	0.0
Curfew/Vagrancy	0	0.0
Disorderly Conduct	0	0.0
DUI	0	0.0
Drunkenness	0	0.0
Family-Non Violent	0	0.0
Liquor Law Violations	0	0.0
Peeping Tom	0	0.0
Trespass	0	0.0
All Other Offenses	0	0.0

2016 Fall Term Campus Population	
Undergraduate Enrollment	472
Graduate Enrollment	0
Staff Personnel	0
Faculty Personnel	0
Security Personnel	0
Total Campus Population	472



Tennessee College of Applied Technology at Murfreesboro - 2016

GROUP A OFFENSES	Offense	Rate per 1,000	Cleared	% Cleared
Homicide Offenses (Total)	0	0.0	0	0.0
Murder	0	0.0	0	0.0
Negligent Manslaughter	0	0.0	0	0.0
Negligent Vehicular Manslaughter	0	0.0	0	0.0
Kidnapping/Abduction	0	0.0	0	0.0
Sex Offenses (Forcible) (Total)	0	0.0	0	0.0
Forcible Rape	0	0.0	0	0.0
Forcible Sodomy	0	0.0	0	0.0
Sexual Assault W/Object	0	0.0	0	0.0
Forcible Fondling	0	0.0	0	0.0
Robbery	0	0.0	0	0.0
Assault Offenses (Total)	0	0.0	0	0.0
Aggravated Assault	0	0.0	0	0.0
Simple Assault	0	0.0	0	0.0
Intimidation	0	0.0	0	0.0
Stalking	0	0.0	0	0.0
Arson	0	0.0	0	0.0
Extortion/Blackmail	0	0.0	0	0.0
Burglary	0	0.0	0	0.0
Larceny/Theft Offenses (Total)	0	0.0	0	0.0
Theft - Pocket-picking	0	0.0	0	0.0
Theft - Purse Snatching	0	0.0	0	0.0
Theft - Shoplifting	0	0.0	0	0.0
Theft From Building	0	0.0	0	0.0
Theft From Coin Machine	0	0.0	0	0.0
Theft From Motor Vehicle	0	0.0	0	0.0
Theft of Motor Vehicle Parts	0	0.0	0	0.0
Theft - All Other Larceny	0	0.0	0	0.0
Motor Vehicle Theft	0	0.0	0	0.0
Counterfeiting/Forgery	0	0.0	0	0.0
Fraud Offenses (Total)	0	0.0	0	0.0
Fraud - Computer Hacking/Invasion	0	0.0	0	0.0
Fraud - Credit Card/ATM	0	0.0	0	0.0
Fraud - False Pretenses	0	0.0	0	0.0
Fraud - Identity Theft	0	0.0	0	0.0
Fraud - Impersonation	0	0.0	0	0.0
Fraud - Welfare	0	0.0	0	0.0
Fraud - Wire	0	0.0	0	0.0
Embezzlement	0	0.0	0	0.0
Stolen Property Offenses	0	0.0	0	0.0
Destruction/Damage/Vandalism	0	0.0	0	0.0
Drug/Narcotic Violations (Total)	0	0.0	0	0.0
Drug/Narcotic Violations	0	0.0	0	0.0
Drug/Narcotic Equipment Violations	0	0.0	0	0.0

GROUP A OFFENSES	Offense	Rate per 1,000	Cleared	% Cleared
Sex Offenses (Nonforcible) (Total)	0	0.0	0	0.0
Incest	0	0.0	0	0.0
Statutory Rape	0	0.0	0	0.0
Pornography/Obscene Material	0	0.0	0	0.0
Gambling Offenses (Total)	0	0.0	0	0.0
Gambling - Betting/Wagering	0	0.0	0	0.0
Gambling - Operating/Promoting	0	0.0	0	0.0
Gambling - Equipment Violations	0	0.0	0	0.0
Gambling - Sports Tampering	0	0.0	0	0.0
Prostitution Offenses (Total)	0	0.0	0	0.0
Prostitution	0	0.0	0	0.0
Prostitution Assisting/Promoting	0	0.0	0	0.0
Purchasing Prostitution	0	0.0	0	0.0
Human Trafficking Offenses (Total)	0	0.0	0	0.0
Commercial Sex Acts	0	0.0	0	0.0
Involuntary Servitude	0	0.0	0	0.0
Bribery	0	0.0	0	0.0
Weapon Law Violations	0	0.0	0	0.0
Animal Cruelty	0	0.0	0	0.0

GROUP B OFFENSES	Offenses	Rate per 1,000
Bad Checks	0	0.0
Curfew/Vagrancy	0	0.0
Disorderly Conduct	0	0.0
DUI	0	0.0
Drunkenness	0	0.0
Family-Non Violent	0	0.0
Liquor Law Violations	0	0.0
Peeping Tom	0	0.0
Trespass	0	0.0
All Other Offenses	0	0.0

2016 Fall Term Campus Population	
Undergraduate Enrollment	423
Graduate Enrollment	0
Staff Personnel	12
Faculty Personnel	24
Security Personnel	1
Total Campus Population	460



Tennessee College of Applied Technology at Nashville - 2016

GROUP A OFFENSES	Offense	Rate per 1,000	Cleared	% Cleared
Homicide Offenses (Total)	0	0.0	0	0.0
Murder	0	0.0	0	0.0
Negligent Manslaughter	0	0.0	0	0.0
Negligent Vehicular Manslaughter	0	0.0	0	0.0
Kidnapping/Abduction	0	0.0	0	0.0
Sex Offenses (Forcible) (Total)	0	0.0	0	0.0
Forcible Rape	0	0.0	0	0.0
Forcible Sodomy	0	0.0	0	0.0
Sexual Assault W/Object	0	0.0	0	0.0
Forcible Fondling	0	0.0	0	0.0
Robbery	0	0.0	0	0.0
Assault Offenses (Total)	1	0.0	0	0.0
Aggravated Assault	0	0.0	0	0.0
Simple Assault	0	0.0	0	0.0
Intimidation	1	0.0	0	0.0
Stalking	0	0.0	0	0.0
Arson	0	0.0	0	0.0
Extortion/Blackmail	0	0.0	0	0.0
Burglary	0	0.0	0	0.0
Larceny/Theft Offenses (Total)	0	0.0	0	0.0
Theft - Pocket-picking	0	0.0	0	0.0
Theft - Purse Snatching	0	0.0	0	0.0
Theft - Shoplifting	0	0.0	0	0.0
Theft From Building	0	0.0	0	0.0
Theft From Coin Machine	0	0.0	0	0.0
Theft From Motor Vehicle	0	0.0	0	0.0
Theft of Motor Vehicle Parts	0	0.0	0	0.0
Theft - All Other Larceny	0	0.0	0	0.0
Motor Vehicle Theft	0	0.0	0	0.0
Counterfeiting/Forgery	0	0.0	0	0.0
Fraud Offenses (Total)	0	0.0	0	0.0
Fraud - Computer Hacking/Invasion	0	0.0	0	0.0
Fraud - Credit Card/ATM	0	0.0	0	0.0
Fraud - False Pretenses	0	0.0	0	0.0
Fraud - Identity Theft	0	0.0	0	0.0
Fraud - Impersonation	0	0.0	0	0.0
Fraud - Welfare	0	0.0	0	0.0
Fraud - Wire	0	0.0	0	0.0
Embezzlement	0	0.0	0	0.0
Stolen Property Offenses	0	0.0	0	0.0
Destruction/Damage/Vandalism	0	0.0	0	0.0
Drug/Narcotic Violations (Total)	0	0.0	0	0.0
Drug/Narcotic Violations	0	0.0	0	0.0
Drug/Narcotic Equipment Violations	0	0.0	0	0.0

GROUP A OFFENSES	Offense	Rate per 1,000	Cleared	% Cleared
Sex Offenses (Nonforcible) (Total)	0	0.0	0	0.0
Incest	0	0.0	0	0.0
Statutory Rape	0	0.0	0	0.0
Pornography/Obscene Material	0	0.0	0	0.0
Gambling Offenses (Total)	0	0.0	0	0.0
Gambling - Betting/Wagering	0	0.0	0	0.0
Gambling - Operating/Promoting	0	0.0	0	0.0
Gambling - Equipment Violations	0	0.0	0	0.0
Gambling - Sports Tampering	0	0.0	0	0.0
Prostitution Offenses (Total)	0	0.0	0	0.0
Prostitution	0	0.0	0	0.0
Prostitution Assisting/Promoting	0	0.0	0	0.0
Purchasing Prostitution	0	0.0	0	0.0
Human Trafficking Offenses (Total)	0	0.0	0	0.0
Commercial Sex Acts	0	0.0	0	0.0
Involuntary Servitude	0	0.0	0	0.0
Bribery	0	0.0	0	0.0
Weapon Law Violations	0	0.0	0	0.0
Animal Cruelty	0	0.0	0	0.0

GROUP B OFFENSES	Offenses	Rate per 1,000
Bad Checks	0	0.0
Curfew/Vagrancy	0	0.0
Disorderly Conduct	0	0.0
DUI	0	0.0
Drunkenness	0	0.0
Family-Non Violent	0	0.0
Liquor Law Violations	0	0.0
Peeping Tom	0	0.0
Trespass	0	0.0
All Other Offenses	0	0.0

2016 Fall Term Campus Population	
Undergraduate Enrollment	925
Graduate Enrollment	0
Staff Personnel	26
Faculty Personnel	58
Security Personnel	2
Total Campus Population	1,011



Tennessee College of Applied Technology at Newbern - 2016

GROUP A OFFENSES	Offense	Rate per 1,000	Cleared	% Cleared
Homicide Offenses (Total)	0	0.0	0	0.0
Murder	0	0.0	0	0.0
Negligent Manslaughter	0	0.0	0	0.0
Negligent Vehicular Manslaughter	0	0.0	0	0.0
Kidnapping/Abduction	0	0.0	0	0.0
Sex Offenses (Forcible) (Total)	0	0.0	0	0.0
Forcible Rape	0	0.0	0	0.0
Forcible Sodomy	0	0.0	0	0.0
Sexual Assault W/Object	0	0.0	0	0.0
Forcible Fondling	0	0.0	0	0.0
Robbery	0	0.0	0	0.0
Assault Offenses (Total)	0	0.0	0	0.0
Aggravated Assault	0	0.0	0	0.0
Simple Assault	0	0.0	0	0.0
Intimidation	0	0.0	0	0.0
Stalking	0	0.0	0	0.0
Arson	0	0.0	0	0.0
Extortion/Blackmail	0	0.0	0	0.0
Burglary	0	0.0	0	0.0
Larceny/Theft Offenses (Total)	0	0.0	0	0.0
Theft - Pocket-picking	0	0.0	0	0.0
Theft - Purse Snatching	0	0.0	0	0.0
Theft - Shoplifting	0	0.0	0	0.0
Theft From Building	0	0.0	0	0.0
Theft From Coin Machine	0	0.0	0	0.0
Theft From Motor Vehicle	0	0.0	0	0.0
Theft of Motor Vehicle Parts	0	0.0	0	0.0
Theft - All Other Larceny	0	0.0	0	0.0
Motor Vehicle Theft	0	0.0	0	0.0
Counterfeiting/Forgery	0	0.0	0	0.0
Fraud Offenses (Total)	0	0.0	0	0.0
Fraud - Computer Hacking/Invasion	0	0.0	0	0.0
Fraud - Credit Card/ATM	0	0.0	0	0.0
Fraud - False Pretenses	0	0.0	0	0.0
Fraud - Identity Theft	0	0.0	0	0.0
Fraud - Impersonation	0	0.0	0	0.0
Fraud - Welfare	0	0.0	0	0.0
Fraud - Wire	0	0.0	0	0.0
Embezzlement	0	0.0	0	0.0
Stolen Property Offenses	0	0.0	0	0.0
Destruction/Damage/Vandalism	0	0.0	0	0.0
Drug/Narcotic Violations (Total)	0	0.0	0	0.0
Drug/Narcotic Violations	0	0.0	0	0.0
Drug/Narcotic Equipment Violations	0	0.0	0	0.0

GROUP A OFFENSES	Offense	Rate per 1,000	Cleared	% Cleared
Sex Offenses (Nonforcible) (Total)	0	0.0	0	0.0
Incest	0	0.0	0	0.0
Statutory Rape	0	0.0	0	0.0
Pornography/Obscene Material	0	0.0	0	0.0
Gambling Offenses (Total)	0	0.0	0	0.0
Gambling - Betting/Wagering	0	0.0	0	0.0
Gambling - Operating/Promoting	0	0.0	0	0.0
Gambling - Equipment Violations	0	0.0	0	0.0
Gambling - Sports Tampering	0	0.0	0	0.0
Prostitution Offenses (Total)	0	0.0	0	0.0
Prostitution	0	0.0	0	0.0
Prostitution Assisting/Promoting	0	0.0	0	0.0
Purchasing Prostitution	0	0.0	0	0.0
Human Trafficking Offenses (Total)	0	0.0	0	0.0
Commercial Sex Acts	0	0.0	0	0.0
Involuntary Servitude	0	0.0	0	0.0
Bribery	0	0.0	0	0.0
Weapon Law Violations	0	0.0	0	0.0
Animal Cruelty	0	0.0	0	0.0

GROUP B OFFENSES	Offenses	Rate per 1,000
Bad Checks	0	0.0
Curfew/Vagrancy	0	0.0
Disorderly Conduct	0	0.0
DUI	0	0.0
Drunkenness	0	0.0
Family-Non Violent	0	0.0
Liquor Law Violations	0	0.0
Peeping Tom	0	0.0
Trespass	0	0.0
All Other Offenses	0	0.0

2016 Fall Term Campus Population	
Undergraduate Enrollment	361
Graduate Enrollment	0
Staff Personnel	9
Faculty Personnel	20
Security Personnel	0
Total Campus Population	390



Tennessee College of Applied Technology at Oneida - 2016

GROUP A OFFENSES	Offense	Rate per 1,000	Cleared	% Cleared
Homicide Offenses (Total)	0	0.0	0	0.0
Murder	0	0.0	0	0.0
Negligent Manslaughter	0	0.0	0	0.0
Negligent Vehicular Manslaughter	0	0.0	0	0.0
Kidnapping/Abduction	0	0.0	0	0.0
Sex Offenses (Forcible) (Total)	0	0.0	0	0.0
Forcible Rape	0	0.0	0	0.0
Forcible Sodomy	0	0.0	0	0.0
Sexual Assault W/Object	0	0.0	0	0.0
Forcible Fondling	0	0.0	0	0.0
Robbery	0	0.0	0	0.0
Assault Offenses (Total)	0	0.0	0	0.0
Aggravated Assault	0	0.0	0	0.0
Simple Assault	0	0.0	0	0.0
Intimidation	0	0.0	0	0.0
Stalking	0	0.0	0	0.0
Arson	0	0.0	0	0.0
Extortion/Blackmail	0	0.0	0	0.0
Burglary	0	0.0	0	0.0
Larceny/Theft Offenses (Total)	0	0.0	0	0.0
Theft - Pocket-picking	0	0.0	0	0.0
Theft - Purse Snatching	0	0.0	0	0.0
Theft - Shoplifting	0	0.0	0	0.0
Theft From Building	0	0.0	0	0.0
Theft From Coin Machine	0	0.0	0	0.0
Theft From Motor Vehicle	0	0.0	0	0.0
Theft of Motor Vehicle Parts	0	0.0	0	0.0
Theft - All Other Larceny	0	0.0	0	0.0
Motor Vehicle Theft	0	0.0	0	0.0
Counterfeiting/Forgery	0	0.0	0	0.0
Fraud Offenses (Total)	0	0.0	0	0.0
Fraud - Computer Hacking/Invasion	0	0.0	0	0.0
Fraud - Credit Card/ATM	0	0.0	0	0.0
Fraud - False Pretenses	0	0.0	0	0.0
Fraud - Identity Theft	0	0.0	0	0.0
Fraud - Impersonation	0	0.0	0	0.0
Fraud - Welfare	0	0.0	0	0.0
Fraud - Wire	0	0.0	0	0.0
Embezzlement	0	0.0	0	0.0
Stolen Property Offenses	0	0.0	0	0.0
Destruction/Damage/Vandalism	0	0.0	0	0.0
Drug/Narcotic Violations (Total)	0	0.0	0	0.0
Drug/Narcotic Violations	0	0.0	0	0.0
Drug/Narcotic Equipment Violations	0	0.0	0	0.0

GROUP A OFFENSES	Offense	Rate per 1,000	Cleared	% Cleared
Sex Offenses (Nonforcible) (Total)	0	0.0	0	0.0
Incest	0	0.0	0	0.0
Statutory Rape	0	0.0	0	0.0
Pornography/Obscene Material	0	0.0	0	0.0
Gambling Offenses (Total)	0	0.0	0	0.0
Gambling - Betting/Wagering	0	0.0	0	0.0
Gambling - Operating/Promoting	0	0.0	0	0.0
Gambling - Equipment Violations	0	0.0	0	0.0
Gambling - Sports Tampering	0	0.0	0	0.0
Prostitution Offenses (Total)	0	0.0	0	0.0
Prostitution	0	0.0	0	0.0
Prostitution Assisting/Promoting	0	0.0	0	0.0
Purchasing Prostitution	0	0.0	0	0.0
Human Trafficking Offenses (Total)	0	0.0	0	0.0
Commercial Sex Acts	0	0.0	0	0.0
Involuntary Servitude	0	0.0	0	0.0
Bribery	0	0.0	0	0.0
Weapon Law Violations	0	0.0	0	0.0
Animal Cruelty	0	0.0	0	0.0

GROUP B OFFENSES	Offenses	Rate per 1,000
Bad Checks	0	0.0
Curfew/Vagrancy	0	0.0
Disorderly Conduct	0	0.0
DUI	0	0.0
Drunkenness	0	0.0
Family-Non Violent	0	0.0
Liquor Law Violations	0	0.0
Peeping Tom	0	0.0
Trespass	0	0.0
All Other Offenses	0	0.0

2016 Fall Term Campus Population	
Undergraduate Enrollment	267
Graduate Enrollment	0
Staff Personnel	11
Faculty Personnel	16
Security Personnel	0
Total Campus Population	294



Tennessee College of Applied Technology at Paris - 2016

GROUP A OFFENSES	Offense	Rate per 1,000	Cleared	% Cleared
Homicide Offenses (Total)	0	0.0	0	0.0
Murder	0	0.0	0	0.0
Negligent Manslaughter	0	0.0	0	0.0
Negligent Vehicular Manslaughter	0	0.0	0	0.0
Kidnapping/Abduction	0	0.0	0	0.0
Sex Offenses (Forcible) (Total)	0	0.0	0	0.0
Forcible Rape	0	0.0	0	0.0
Forcible Sodomy	0	0.0	0	0.0
Sexual Assault W/Object	0	0.0	0	0.0
Forcible Fondling	0	0.0	0	0.0
Robbery	0	0.0	0	0.0
Assault Offenses (Total)	0	0.0	0	0.0
Aggravated Assault	0	0.0	0	0.0
Simple Assault	0	0.0	0	0.0
Intimidation	0	0.0	0	0.0
Stalking	0	0.0	0	0.0
Arson	0	0.0	0	0.0
Extortion/Blackmail	0	0.0	0	0.0
Burglary	0	0.0	0	0.0
Larceny/Theft Offenses (Total)	0	0.0	0	0.0
Theft - Pocket-picking	0	0.0	0	0.0
Theft - Purse Snatching	0	0.0	0	0.0
Theft - Shoplifting	0	0.0	0	0.0
Theft From Building	0	0.0	0	0.0
Theft From Coin Machine	0	0.0	0	0.0
Theft From Motor Vehicle	0	0.0	0	0.0
Theft of Motor Vehicle Parts	0	0.0	0	0.0
Theft - All Other Larceny	0	0.0	0	0.0
Motor Vehicle Theft	0	0.0	0	0.0
Counterfeiting/Forgery	0	0.0	0	0.0
Fraud Offenses (Total)	0	0.0	0	0.0
Fraud - Computer Hacking/Invasion	0	0.0	0	0.0
Fraud - Credit Card/ATM	0	0.0	0	0.0
Fraud - False Pretenses	0	0.0	0	0.0
Fraud - Identity Theft	0	0.0	0	0.0
Fraud - Impersonation	0	0.0	0	0.0
Fraud - Welfare	0	0.0	0	0.0
Fraud - Wire	0	0.0	0	0.0
Embezzlement	0	0.0	0	0.0
Stolen Property Offenses	0	0.0	0	0.0
Destruction/Damage/Vandalism	1	0.0	0	0.0
Drug/Narcotic Violations (Total)	0	0.0	0	0.0
Drug/Narcotic Violations	0	0.0	0	0.0
Drug/Narcotic Equipment Violations	0	0.0	0	0.0

GROUP A OFFENSES	Offense	Rate per 1,000	Cleared	% Cleared
Sex Offenses (Nonforcible) (Total)	0	0.0	0	0.0
Incest	0	0.0	0	0.0
Statutory Rape	0	0.0	0	0.0
Pornography/Obscene Material	0	0.0	0	0.0
Gambling Offenses (Total)	0	0.0	0	0.0
Gambling - Betting/Wagering	0	0.0	0	0.0
Gambling - Operating/Promoting	0	0.0	0	0.0
Gambling - Equipment Violations	0	0.0	0	0.0
Gambling - Sports Tampering	0	0.0	0	0.0
Prostitution Offenses (Total)	0	0.0	0	0.0
Prostitution	0	0.0	0	0.0
Prostitution Assisting/Promoting	0	0.0	0	0.0
Purchasing Prostitution	0	0.0	0	0.0
Human Trafficking Offenses (Total)	0	0.0	0	0.0
Commercial Sex Acts	0	0.0	0	0.0
Involuntary Servitude	0	0.0	0	0.0
Bribery	0	0.0	0	0.0
Weapon Law Violations	0	0.0	0	0.0
Animal Cruelty	0	0.0	0	0.0

GROUP B OFFENSES	Offenses	Rate per 1,000
Bad Checks	0	0.0
Curfew/Vagrancy	0	0.0
Disorderly Conduct	0	0.0
DUI	0	0.0
Drunkenness	0	0.0
Family-Non Violent	0	0.0
Liquor Law Violations	0	0.0
Peeping Tom	0	0.0
Trespass	0	0.0
All Other Offenses	0	0.0

2016 Fall Term Campus Population	
Undergraduate Enrollment	271
Graduate Enrollment	0
Staff Personnel	14
Faculty Personnel	19
Security Personnel	0
Total Campus Population	304



Tennessee College of Applied Technology at Pulaski - 2016

GROUP A OFFENSES	Offense	Rate per 1,000	Cleared	% Cleared
Homicide Offenses (Total)	0	0.0	0	0.0
Murder	0	0.0	0	0.0
Negligent Manslaughter	0	0.0	0	0.0
Negligent Vehicular Manslaughter	0	0.0	0	0.0
Kidnapping/Abduction	0	0.0	0	0.0
Sex Offenses (Forcible) (Total)	0	0.0	0	0.0
Forcible Rape	0	0.0	0	0.0
Forcible Sodomy	0	0.0	0	0.0
Sexual Assault W/Object	0	0.0	0	0.0
Forcible Fondling	0	0.0	0	0.0
Robbery	0	0.0	0	0.0
Assault Offenses (Total)	0	0.0	0	0.0
Aggravated Assault	0	0.0	0	0.0
Simple Assault	0	0.0	0	0.0
Intimidation	0	0.0	0	0.0
Stalking	0	0.0	0	0.0
Arson	0	0.0	0	0.0
Extortion/Blackmail	0	0.0	0	0.0
Burglary	0	0.0	0	0.0
Larceny/Theft Offenses (Total)	0	0.0	0	0.0
Theft - Pocket-picking	0	0.0	0	0.0
Theft - Purse Snatching	0	0.0	0	0.0
Theft - Shoplifting	0	0.0	0	0.0
Theft From Building	0	0.0	0	0.0
Theft From Coin Machine	0	0.0	0	0.0
Theft From Motor Vehicle	0	0.0	0	0.0
Theft of Motor Vehicle Parts	0	0.0	0	0.0
Theft - All Other Larceny	0	0.0	0	0.0
Motor Vehicle Theft	0	0.0	0	0.0
Counterfeiting/Forgery	0	0.0	0	0.0
Fraud Offenses (Total)	0	0.0	0	0.0
Fraud - Computer Hacking/Invasion	0	0.0	0	0.0
Fraud - Credit Card/ATM	0	0.0	0	0.0
Fraud - False Pretenses	0	0.0	0	0.0
Fraud - Identity Theft	0	0.0	0	0.0
Fraud - Impersonation	0	0.0	0	0.0
Fraud - Welfare	0	0.0	0	0.0
Fraud - Wire	0	0.0	0	0.0
Embezzlement	0	0.0	0	0.0
Stolen Property Offenses	0	0.0	0	0.0
Destruction/Damage/Vandalism	0	0.0	0	0.0
Drug/Narcotic Violations (Total)	0	0.0	0	0.0
Drug/Narcotic Violations	0	0.0	0	0.0
Drug/Narcotic Equipment Violations	0	0.0	0	0.0

GROUP A OFFENSES	Offense	Rate per 1,000	Cleared	% Cleared
Sex Offenses (Nonforcible) (Total)	0	0.0	0	0.0
Incest	0	0.0	0	0.0
Statutory Rape	0	0.0	0	0.0
Pornography/Obscene Material	0	0.0	0	0.0
Gambling Offenses (Total)	0	0.0	0	0.0
Gambling - Betting/Wagering	0	0.0	0	0.0
Gambling - Operating/Promoting	0	0.0	0	0.0
Gambling - Equipment Violations	0	0.0	0	0.0
Gambling - Sports Tampering	0	0.0	0	0.0
Prostitution Offenses (Total)	0	0.0	0	0.0
Prostitution	0	0.0	0	0.0
Prostitution Assisting/Promoting	0	0.0	0	0.0
Purchasing Prostitution	0	0.0	0	0.0
Human Trafficking Offenses (Total)	0	0.0	0	0.0
Commercial Sex Acts	0	0.0	0	0.0
Involuntary Servitude	0	0.0	0	0.0
Bribery	0	0.0	0	0.0
Weapon Law Violations	0	0.0	0	0.0
Animal Cruelty	0	0.0	0	0.0

GROUP B OFFENSES	Offenses	Rate per 1,000
Bad Checks	0	0.0
Curfew/Vagrancy	0	0.0
Disorderly Conduct	0	0.0
DUI	0	0.0
Drunkenness	0	0.0
Family-Non Violent	0	0.0
Liquor Law Violations	0	0.0
Peeping Tom	0	0.0
Trespass	0	0.0
All Other Offenses	0	0.0

2016 Fall Term Campus Population	
Undergraduate Enrollment	605
Graduate Enrollment	0
Staff Personnel	12
Faculty Personnel	21
Security Personnel	0
Total Campus Population	638



Tennessee College of Applied Technology at Ripley - 2016

GROUP A OFFENSES	Offense	Rate per 1,000	Cleared	% Cleared
Homicide Offenses (Total)	0	0.0	0	0.0
Murder	0	0.0	0	0.0
Negligent Manslaughter	0	0.0	0	0.0
Negligent Vehicular Manslaughter	0	0.0	0	0.0
Kidnapping/Abduction	0	0.0	0	0.0
Sex Offenses (Forcible) (Total)	0	0.0	0	0.0
Forcible Rape	0	0.0	0	0.0
Forcible Sodomy	0	0.0	0	0.0
Sexual Assault W/Object	0	0.0	0	0.0
Forcible Fondling	0	0.0	0	0.0
Robbery	0	0.0	0	0.0
Assault Offenses (Total)	0	0.0	0	0.0
Aggravated Assault	0	0.0	0	0.0
Simple Assault	0	0.0	0	0.0
Intimidation	0	0.0	0	0.0
Stalking	0	0.0	0	0.0
Arson	0	0.0	0	0.0
Extortion/Blackmail	0	0.0	0	0.0
Burglary	0	0.0	0	0.0
Larceny/Theft Offenses (Total)	0	0.0	0	0.0
Theft - Pocket-picking	0	0.0	0	0.0
Theft - Purse Snatching	0	0.0	0	0.0
Theft - Shoplifting	0	0.0	0	0.0
Theft From Building	0	0.0	0	0.0
Theft From Coin Machine	0	0.0	0	0.0
Theft From Motor Vehicle	0	0.0	0	0.0
Theft of Motor Vehicle Parts	0	0.0	0	0.0
Theft - All Other Larceny	0	0.0	0	0.0
Motor Vehicle Theft	0	0.0	0	0.0
Counterfeiting/Forgery	0	0.0	0	0.0
Fraud Offenses (Total)	0	0.0	0	0.0
Fraud - Computer Hacking/Invasion	0	0.0	0	0.0
Fraud - Credit Card/ATM	0	0.0	0	0.0
Fraud - False Pretenses	0	0.0	0	0.0
Fraud - Identity Theft	0	0.0	0	0.0
Fraud - Impersonation	0	0.0	0	0.0
Fraud - Welfare	0	0.0	0	0.0
Fraud - Wire	0	0.0	0	0.0
Embezzlement	0	0.0	0	0.0
Stolen Property Offenses	0	0.0	0	0.0
Destruction/Damage/Vandalism	0	0.0	0	0.0
Drug/Narcotic Violations (Total)	0	0.0	0	0.0
Drug/Narcotic Violations	0	0.0	0	0.0
Drug/Narcotic Equipment Violations	0	0.0	0	0.0

GROUP A OFFENSES	Offense	Rate per 1,000	Cleared	% Cleared
Sex Offenses (Nonforcible) (Total)	0	0.0	0	0.0
Incest	0	0.0	0	0.0
Statutory Rape	0	0.0	0	0.0
Pornography/Obscene Material	0	0.0	0	0.0
Gambling Offenses (Total)	0	0.0	0	0.0
Gambling - Betting/Wagering	0	0.0	0	0.0
Gambling - Operating/Promoting	0	0.0	0	0.0
Gambling - Equipment Violations	0	0.0	0	0.0
Gambling - Sports Tampering	0	0.0	0	0.0
Prostitution Offenses (Total)	0	0.0	0	0.0
Prostitution	0	0.0	0	0.0
Prostitution Assisting/Promoting	0	0.0	0	0.0
Purchasing Prostitution	0	0.0	0	0.0
Human Trafficking Offenses (Total)	0	0.0	0	0.0
Commercial Sex Acts	0	0.0	0	0.0
Involuntary Servitude	0	0.0	0	0.0
Bribery	0	0.0	0	0.0
Weapon Law Violations	0	0.0	0	0.0
Animal Cruelty	0	0.0	0	0.0

GROUP B OFFENSES	Offenses	Rate per 1,000
Bad Checks	0	0.0
Curfew/Vagrancy	0	0.0
Disorderly Conduct	0	0.0
DUI	0	0.0
Drunkenness	0	0.0
Family-Non Violent	0	0.0
Liquor Law Violations	0	0.0
Peeping Tom	0	0.0
Trespass	0	0.0
All Other Offenses	0	0.0

2016 Fall Term Campus Population	
Undergraduate Enrollment	121
Graduate Enrollment	0
Staff Personnel	7
Faculty Personnel	9
Security Personnel	0
Total Campus Population	137



Tennessee College of Applied Technology at Shelbyville - 2016

GROUP A OFFENSES	Offense	Rate per 1,000	Cleared	% Cleared
Homicide Offenses (Total)	0	0.0	0	0.0
Murder	0	0.0	0	0.0
Negligent Manslaughter	0	0.0	0	0.0
Negligent Vehicular Manslaughter	0	0.0	0	0.0
Kidnapping/Abduction	0	0.0	0	0.0
Sex Offenses (Forcible) (Total)	0	0.0	0	0.0
Forcible Rape	0	0.0	0	0.0
Forcible Sodomy	0	0.0	0	0.0
Sexual Assault W/Object	0	0.0	0	0.0
Forcible Fondling	0	0.0	0	0.0
Robbery	0	0.0	0	0.0
Assault Offenses (Total)	0	0.0	0	0.0
Aggravated Assault	0	0.0	0	0.0
Simple Assault	0	0.0	0	0.0
Intimidation	0	0.0	0	0.0
Stalking	0	0.0	0	0.0
Arson	0	0.0	0	0.0
Extortion/Blackmail	0	0.0	0	0.0
Burglary	0	0.0	0	0.0
Larceny/Theft Offenses (Total)	0	0.0	0	0.0
Theft - Pocket-picking	0	0.0	0	0.0
Theft - Purse Snatching	0	0.0	0	0.0
Theft - Shoplifting	0	0.0	0	0.0
Theft From Building	0	0.0	0	0.0
Theft From Coin Machine	0	0.0	0	0.0
Theft From Motor Vehicle	0	0.0	0	0.0
Theft of Motor Vehicle Parts	0	0.0	0	0.0
Theft - All Other Larceny	0	0.0	0	0.0
Motor Vehicle Theft	0	0.0	0	0.0
Counterfeiting/Forgery	0	0.0	0	0.0
Fraud Offenses (Total)	0	0.0	0	0.0
Fraud - Computer Hacking/Invasion	0	0.0	0	0.0
Fraud - Credit Card/ATM	0	0.0	0	0.0
Fraud - False Pretenses	0	0.0	0	0.0
Fraud - Identity Theft	0	0.0	0	0.0
Fraud - Impersonation	0	0.0	0	0.0
Fraud - Welfare	0	0.0	0	0.0
Fraud - Wire	0	0.0	0	0.0
Embezzlement	0	0.0	0	0.0
Stolen Property Offenses	0	0.0	0	0.0
Destruction/Damage/Vandalism	0	0.0	0	0.0
Drug/Narcotic Violations (Total)	0	0.0	0	0.0
Drug/Narcotic Violations	0	0.0	0	0.0
Drug/Narcotic Equipment Violations	0	0.0	0	0.0

GROUP A OFFENSES	Offense	Rate per 1,000	Cleared	% Cleared
Sex Offenses (Nonforcible) (Total)	0	0.0	0	0.0
Incest	0	0.0	0	0.0
Statutory Rape	0	0.0	0	0.0
Pornography/Obscene Material	0	0.0	0	0.0
Gambling Offenses (Total)	0	0.0	0	0.0
Gambling - Betting/Wagering	0	0.0	0	0.0
Gambling - Operating/Promoting	0	0.0	0	0.0
Gambling - Equipment Violations	0	0.0	0	0.0
Gambling - Sports Tampering	0	0.0	0	0.0
Prostitution Offenses (Total)	0	0.0	0	0.0
Prostitution	0	0.0	0	0.0
Prostitution Assisting/Promoting	0	0.0	0	0.0
Purchasing Prostitution	0	0.0	0	0.0
Human Trafficking Offenses (Total)	0	0.0	0	0.0
Commercial Sex Acts	0	0.0	0	0.0
Involuntary Servitude	0	0.0	0	0.0
Bribery	0	0.0	0	0.0
Weapon Law Violations	0	0.0	0	0.0
Animal Cruelty	0	0.0	0	0.0

GROUP B OFFENSES	Offenses	Rate per 1,000
Bad Checks	0	0.0
Curfew/Vagrancy	0	0.0
Disorderly Conduct	0	0.0
DUI	0	0.0
Drunkenness	0	0.0
Family-Non Violent	0	0.0
Liquor Law Violations	0	0.0
Peeping Tom	0	0.0
Trespass	0	0.0
All Other Offenses	0	0.0

2016 Fall Term Campus Population	
Undergraduate Enrollment	621
Graduate Enrollment	0
Staff Personnel	13
Faculty Personnel	29
Security Personnel	0
Total Campus Population	663



Tennessee College of Applied Technology at Whiteville - 2016

GROUP A OFFENSES	Offense	Rate per 1,000	Cleared	% Cleared
Homicide Offenses (Total)	0	0.0	0	0.0
Murder	0	0.0	0	0.0
Negligent Manslaughter	0	0.0	0	0.0
Negligent Vehicular Manslaughter	0	0.0	0	0.0
Kidnapping/Abduction	0	0.0	0	0.0
Sex Offenses (Forcible) (Total)	0	0.0	0	0.0
Forcible Rape	0	0.0	0	0.0
Forcible Sodomy	0	0.0	0	0.0
Sexual Assault W/Object	0	0.0	0	0.0
Forcible Fondling	0	0.0	0	0.0
Robbery	0	0.0	0	0.0
Assault Offenses (Total)	0	0.0	0	0.0
Aggravated Assault	0	0.0	0	0.0
Simple Assault	0	0.0	0	0.0
Intimidation	0	0.0	0	0.0
Stalking	0	0.0	0	0.0
Arson	0	0.0	0	0.0
Extortion/Blackmail	0	0.0	0	0.0
Burglary	0	0.0	0	0.0
Larceny/Theft Offenses (Total)	0	0.0	0	0.0
Theft - Pocket-picking	0	0.0	0	0.0
Theft - Purse Snatching	0	0.0	0	0.0
Theft - Shoplifting	0	0.0	0	0.0
Theft From Building	0	0.0	0	0.0
Theft From Coin Machine	0	0.0	0	0.0
Theft From Motor Vehicle	0	0.0	0	0.0
Theft of Motor Vehicle Parts	0	0.0	0	0.0
Theft - All Other Larceny	0	0.0	0	0.0
Motor Vehicle Theft	0	0.0	0	0.0
Counterfeiting/Forgery	0	0.0	0	0.0
Fraud Offenses (Total)	0	0.0	0	0.0
Fraud - Computer Hacking/Invasion	0	0.0	0	0.0
Fraud - Credit Card/ATM	0	0.0	0	0.0
Fraud - False Pretenses	0	0.0	0	0.0
Fraud - Identity Theft	0	0.0	0	0.0
Fraud - Impersonation	0	0.0	0	0.0
Fraud - Welfare	0	0.0	0	0.0
Fraud - Wire	0	0.0	0	0.0
Embezzlement	0	0.0	0	0.0
Stolen Property Offenses	0	0.0	0	0.0
Destruction/Damage/Vandalism	0	0.0	0	0.0
Drug/Narcotic Violations (Total)	0	0.0	0	0.0
Drug/Narcotic Violations	0	0.0	0	0.0
Drug/Narcotic Equipment Violations	0	0.0	0	0.0

GROUP A OFFENSES	Offense	Rate per 1,000	Cleared	% Cleared
Sex Offenses (Nonforcible) (Total)	0	0.0	0	0.0
Incest	0	0.0	0	0.0
Statutory Rape	0	0.0	0	0.0
Pornography/Obscene Material	0	0.0	0	0.0
Gambling Offenses (Total)	0	0.0	0	0.0
Gambling - Betting/Wagering	0	0.0	0	0.0
Gambling - Operating/Promoting	0	0.0	0	0.0
Gambling - Equipment Violations	0	0.0	0	0.0
Gambling - Sports Tampering	0	0.0	0	0.0
Prostitution Offenses (Total)	0	0.0	0	0.0
Prostitution	0	0.0	0	0.0
Prostitution Assisting/Promoting	0	0.0	0	0.0
Purchasing Prostitution	0	0.0	0	0.0
Human Trafficking Offenses (Total)	0	0.0	0	0.0
Commercial Sex Acts	0	0.0	0	0.0
Involuntary Servitude	0	0.0	0	0.0
Bribery	0	0.0	0	0.0
Weapon Law Violations	0	0.0	0	0.0
Animal Cruelty	0	0.0	0	0.0

GROUP B OFFENSES	Offenses	Rate per 1,000
Bad Checks	0	0.0
Curfew/Vagrancy	0	0.0
Disorderly Conduct	0	0.0
DUI	0	0.0
Drunkenness	0	0.0
Family-Non Violent	0	0.0
Liquor Law Violations	0	0.0
Peeping Tom	0	0.0
Trespass	0	0.0
All Other Offenses	0	0.0

2016 Fall Term Campus Population	
Undergraduate Enrollment	214
Graduate Enrollment	0
Staff Personnel	9
Faculty Personnel	11
Security Personnel	0
Total Campus Population	234



Tennessee State University - 2016

GROUP A OFFENSES	Offense	Rate per 1,000	Cleared	% Cleared
Homicide Offenses (Total)	0	0.0	0	0.0
Murder	0	0.0	0	0.0
Negligent Manslaughter	0	0.0	0	0.0
Negligent Vehicular Manslaughter	0	0.0	0	0.0
Kidnapping/Abduction	0	0.0	0	0.0
Sex Offenses (Forcible) (Total)	1	0.0	0	0.0
Forcible Rape	0	0.0	0	0.0
Forcible Sodomy	0	0.0	0	0.0
Sexual Assault W/Object	0	0.0	0	0.0
Forcible Fondling	1	0.0	0	0.0
Robbery	2	0.0	0	0.0
Assault Offenses (Total)	48	0.0	20	41.7
Aggravated Assault	4	0.0	3	75.0
Simple Assault	33	0.0	17	51.5
Intimidation	9	0.0	0	0.0
Stalking	2	0.0	0	0.0
Arson	0	0.0	0	0.0
Extortion/Blackmail	0	0.0	0	0.0
Burglary	16	0.0	0	0.0
Larceny/Theft Offenses (Total)	40	0.0	0	0.0
Theft - Pocket-picking	0	0.0	0	0.0
Theft - Purse Snatching	0	0.0	0	0.0
Theft - Shoplifting	0	0.0	0	0.0
Theft From Building	28	0.0	0	0.0
Theft From Coin Machine	0	0.0	0	0.0
Theft From Motor Vehicle	4	0.0	0	0.0
Theft of Motor Vehicle Parts	0	0.0	0	0.0
Theft - All Other Larceny	8	0.0	0	0.0
Motor Vehicle Theft	2	0.0	0	0.0
Counterfeiting/Forgery	0	0.0	0	0.0
Fraud Offenses (Total)	6	0.0	1	16.7
Fraud - Computer Hacking/Invasion	0	0.0	0	0.0
Fraud - Credit Card/ATM	0	0.0	0	0.0
Fraud - False Pretenses	2	0.0	0	0.0
Fraud - Identity Theft	0	0.0	0	0.0
Fraud - Impersonation	3	0.0	1	33.3
Fraud - Welfare	0	0.0	0	0.0
Fraud - Wire	1	0.0	0	0.0
Embezzlement	0	0.0	0	0.0
Stolen Property Offenses	0	0.0	0	0.0
Destruction/Damage/Vandalism	12	0.0	0	0.0
Drug/Narcotic Violations (Total)	40	0.0	13	32.5
Drug/Narcotic Violations	26	0.0	10	38.5
Drug/Narcotic Equipment Violations	14	0.0	3	21.4

GROUP A OFFENSES	Offense	Rate per 1,000	Cleared	% Cleared
Sex Offenses (Nonforcible) (Total)	0	0.0	0	0.0
Incest	0	0.0	0	0.0
Statutory Rape	0	0.0	0	0.0
Pornography/Obscene Material	0	0.0	0	0.0
Gambling Offenses (Total)	0	0.0	0	0.0
Gambling - Betting/Wagering	0	0.0	0	0.0
Gambling - Operating/Promoting	0	0.0	0	0.0
Gambling - Equipment Violations	0	0.0	0	0.0
Gambling - Sports Tampering	0	0.0	0	0.0
Prostitution Offenses (Total)	0	0.0	0	0.0
Prostitution	0	0.0	0	0.0
Prostitution Assisting/Promoting	0	0.0	0	0.0
Purchasing Prostitution	0	0.0	0	0.0
Human Trafficking Offenses (Total)	0	0.0	0	0.0
Commercial Sex Acts	0	0.0	0	0.0
Involuntary Servitude	0	0.0	0	0.0
Bribery	0	0.0	0	0.0
Weapon Law Violations	7	0.0	6	85.7
Animal Cruelty	0	0.0	0	0.0

GROUP B OFFENSES	Offenses	Rate per 1,000
Bad Checks	0	0.0
Curfew/Vagrancy	0	0.0
Disorderly Conduct	4	0.0
DUI	0	0.0
Drunkenness	1	0.0
Family-Non Violent	0	0.0
Liquor Law Violations	0	0.0
Peeping Tom	0	0.0
Trespass	2	0.0
All Other Offenses	2	0.0

2016 Fall Term Campus Population	
Undergraduate Enrollment	7,007
Graduate Enrollment	1,746
Staff Personnel	835
Faculty Personnel	556
Security Personnel	41
Total Campus Population	10,185



Tennessee Technological University - 2016

GROUP A OFFENSES	Offense	Rate per 1,000	Cleared	% Cleared
Homicide Offenses (Total)	0	0.0	0	0.0
Murder	0	0.0	0	0.0
Negligent Manslaughter	0	0.0	0	0.0
Negligent Vehicular Manslaughter	0	0.0	0	0.0
Kidnapping/Abduction	0	0.0	0	0.0
Sex Offenses (Forcible) (Total)	3	0.0	2	66.7
Forcible Rape	2	0.0	1	50.0
Forcible Sodomy	0	0.0	0	0.0
Sexual Assault W/Object	0	0.0	0	0.0
Forcible Fondling	1	0.0	1	100.0
Robbery	0	0.0	0	0.0
Assault Offenses (Total)	52	0.0	39	75.0
Aggravated Assault	2	0.0	2	100.0
Simple Assault	12	0.0	10	83.3
Intimidation	33	0.0	24	72.7
Stalking	5	0.0	3	60.0
Arson	0	0.0	0	0.0
Extortion/Blackmail	0	0.0	0	0.0
Burglary	10	0.0	0	0.0
Larceny/Theft Offenses (Total)	70	0.0	8	11.4
Theft - Pocket-picking	0	0.0	0	0.0
Theft - Purse Snatching	0	0.0	0	0.0
Theft - Shoplifting	0	0.0	0	0.0
Theft From Building	25	0.0	3	12.0
Theft From Coin Machine	0	0.0	0	0.0
Theft From Motor Vehicle	15	0.0	2	13.3
Theft of Motor Vehicle Parts	6	0.0	0	0.0
Theft - All Other Larceny	24	0.0	3	12.5
Motor Vehicle Theft	0	0.0	0	0.0
Counterfeiting/Forgery	0	0.0	0	0.0
Fraud Offenses (Total)	20	0.0	12	60.0
Fraud - Computer Hacking/Invasion	0	0.0	0	0.0
Fraud - Credit Card/ATM	1	0.0	0	0.0
Fraud - False Pretenses	5	0.0	0	0.0
Fraud - Identity Theft	1	0.0	0	0.0
Fraud - Impersonation	13	0.0	12	92.3
Fraud - Welfare	0	0.0	0	0.0
Fraud - Wire	0	0.0	0	0.0
Embezzlement	0	0.0	0	0.0
Stolen Property Offenses	0	0.0	0	0.0
Destruction/Damage/Vandalism	29	0.0	3	10.3
Drug/Narcotic Violations (Total)	21	0.0	19	90.5
Drug/Narcotic Violations	11	0.0	10	90.9
Drug/Narcotic Equipment Violations	10	0.0	9	90.0

GROUP A OFFENSES	Offense	Rate per 1,000	Cleared	% Cleared
Sex Offenses (Nonforcible) (Total)	0	0.0	0	0.0
Incest	0	0.0	0	0.0
Statutory Rape	0	0.0	0	0.0
Pornography/Obscene Material	2	0.0	2	100.0
Gambling Offenses (Total)	0	0.0	0	0.0
Gambling - Betting/Wagering	0	0.0	0	0.0
Gambling - Operating/Promoting	0	0.0	0	0.0
Gambling - Equipment Violations	0	0.0	0	0.0
Gambling - Sports Tampering	0	0.0	0	0.0
Prostitution Offenses (Total)	0	0.0	0	0.0
Prostitution	0	0.0	0	0.0
Prostitution Assisting/Promoting	0	0.0	0	0.0
Purchasing Prostitution	0	0.0	0	0.0
Human Trafficking Offenses (Total)	0	0.0	0	0.0
Commercial Sex Acts	0	0.0	0	0.0
Involuntary Servitude	0	0.0	0	0.0
Bribery	0	0.0	0	0.0
Weapon Law Violations	1	0.0	0	0.0
Animal Cruelty	0	0.0	0	0.0

GROUP B OFFENSES	Offenses	Rate per 1,000
Bad Checks	0	0.0
Curfew/Vagrancy	0	0.0
Disorderly Conduct	5	0.0
DUI	0	0.0
Drunkenness	3	0.0
Family-Non Violent	0	0.0
Liquor Law Violations	16	0.0
Peeping Tom	0	0.0
Trespass	0	0.0
All Other Offenses	9	0.0

2016 Fall Term Campus Population	
Undergraduate Enrollment	8,564
Graduate Enrollment	560
Staff Personnel	757
Faculty Personnel	438
Security Personnel	23
Total Campus Population	10,342



Tennessee Wesleyan University - 2016

GROUP A OFFENSES	Offense	Rate per 1,000	Cleared	% Cleared
Homicide Offenses (Total)	0	0.0	0	0.0
Murder	0	0.0	0	0.0
Negligent Manslaughter	0	0.0	0	0.0
Negligent Vehicular Manslaughter	0	0.0	0	0.0
Kidnapping/Abduction	0	0.0	0	0.0
Sex Offenses (Forcible) (Total)	0	0.0	0	0.0
Forcible Rape	0	0.0	0	0.0
Forcible Sodomy	0	0.0	0	0.0
Sexual Assault W/Object	0	0.0	0	0.0
Forcible Fondling	0	0.0	0	0.0
Robbery	0	0.0	0	0.0
Assault Offenses (Total)	0	0.0	0	0.0
Aggravated Assault	0	0.0	0	0.0
Simple Assault	0	0.0	0	0.0
Intimidation	0	0.0	0	0.0
Stalking	0	0.0	0	0.0
Arson	0	0.0	0	0.0
Extortion/Blackmail	0	0.0	0	0.0
Burglary	15	0.0	0	0.0
Larceny/Theft Offenses (Total)	3	0.0	1	33.3
Theft - Pocket-picking	0	0.0	0	0.0
Theft - Purse Snatching	0	0.0	0	0.0
Theft - Shoplifting	0	0.0	0	0.0
Theft From Building	2	0.0	1	50.0
Theft From Coin Machine	0	0.0	0	0.0
Theft From Motor Vehicle	0	0.0	0	0.0
Theft of Motor Vehicle Parts	1	0.0	0	0.0
Theft - All Other Larceny	0	0.0	0	0.0
Motor Vehicle Theft	0	0.0	0	0.0
Counterfeiting/Forgery	0	0.0	0	0.0
Fraud Offenses (Total)	1	0.0	1	100.0
Fraud - Computer Hacking/Invasion	0	0.0	0	0.0
Fraud - Credit Card/ATM	1	0.0	1	100.0
Fraud - False Pretenses	0	0.0	0	0.0
Fraud - Identity Theft	0	0.0	0	0.0
Fraud - Impersonation	0	0.0	0	0.0
Fraud - Welfare	0	0.0	0	0.0
Fraud - Wire	0	0.0	0	0.0
Embezzlement	0	0.0	0	0.0
Stolen Property Offenses	0	0.0	0	0.0
Destruction/Damage/Vandalism	1	0.0	0	0.0
Drug/Narcotic Violations (Total)	0	0.0	0	0.0
Drug/Narcotic Violations	0	0.0	0	0.0
Drug/Narcotic Equipment Violations	0	0.0	0	0.0

GROUP A OFFENSES	Offense	Rate per 1,000	Cleared	% Cleared
Sex Offenses (Nonforcible) (Total)	0	0.0	0	0.0
Incest	0	0.0	0	0.0
Statutory Rape	0	0.0	0	0.0
Pornography/Obscene Material	0	0.0	0	0.0
Gambling Offenses (Total)	0	0.0	0	0.0
Gambling - Betting/Wagering	0	0.0	0	0.0
Gambling - Operating/Promoting	0	0.0	0	0.0
Gambling - Equipment Violations	0	0.0	0	0.0
Gambling - Sports Tampering	0	0.0	0	0.0
Prostitution Offenses (Total)	0	0.0	0	0.0
Prostitution	0	0.0	0	0.0
Prostitution Assisting/Promoting	0	0.0	0	0.0
Purchasing Prostitution	0	0.0	0	0.0
Human Trafficking Offenses (Total)	0	0.0	0	0.0
Commercial Sex Acts	0	0.0	0	0.0
Involuntary Servitude	0	0.0	0	0.0
Bribery	0	0.0	0	0.0
Weapon Law Violations	0	0.0	0	0.0
Animal Cruelty	0	0.0	0	0.0

GROUP B OFFENSES	Offenses	Rate per 1,000
Bad Checks	0	0.0
Curfew/Vagrancy	0	0.0
Disorderly Conduct	0	0.0
DUI	0	0.0
Drunkenness	0	0.0
Family-Non Violent	0	0.0
Liquor Law Violations	17	0.0
Peeping Tom	0	0.0
Trespass	0	0.0
All Other Offenses	0	0.0

2016 Fall Term Campus Population	
Undergraduate Enrollment	955
Graduate Enrollment	15
Staff Personnel	75
Faculty Personnel	121
Security Personnel	6
Total Campus Population	1,172



Trevecca Nazarene University - 2016

GROUP A OFFENSES	Offense	Rate per 1,000	Cleared	% Cleared
Homicide Offenses (Total)	0	0.0	0	0.0
Murder	0	0.0	0	0.0
Negligent Manslaughter	0	0.0	0	0.0
Negligent Vehicular Manslaughter	0	0.0	0	0.0
Kidnapping/Abduction	0	0.0	0	0.0
Sex Offenses (Forcible) (Total)	0	0.0	0	0.0
Forcible Rape	0	0.0	0	0.0
Forcible Sodomy	0	0.0	0	0.0
Sexual Assault W/Object	0	0.0	0	0.0
Forcible Fondling	0	0.0	0	0.0
Robbery	0	0.0	0	0.0
Assault Offenses (Total)	0	0.0	0	0.0
Aggravated Assault	0	0.0	0	0.0
Simple Assault	0	0.0	0	0.0
Intimidation	0	0.0	0	0.0
Stalking	0	0.0	0	0.0
Arson	0	0.0	0	0.0
Extortion/Blackmail	0	0.0	0	0.0
Burglary	2	0.0	0	0.0
Larceny/Theft Offenses (Total)	0	0.0	0	0.0
Theft - Pocket-picking	0	0.0	0	0.0
Theft - Purse Snatching	0	0.0	0	0.0
Theft - Shoplifting	0	0.0	0	0.0
Theft From Building	0	0.0	0	0.0
Theft From Coin Machine	0	0.0	0	0.0
Theft From Motor Vehicle	0	0.0	0	0.0
Theft of Motor Vehicle Parts	0	0.0	0	0.0
Theft - All Other Larceny	0	0.0	0	0.0
Motor Vehicle Theft	0	0.0	0	0.0
Counterfeiting/Forgery	0	0.0	0	0.0
Fraud Offenses (Total)	0	0.0	0	0.0
Fraud - Computer Hacking/Invasion	0	0.0	0	0.0
Fraud - Credit Card/ATM	0	0.0	0	0.0
Fraud - False Pretenses	0	0.0	0	0.0
Fraud - Identity Theft	0	0.0	0	0.0
Fraud - Impersonation	0	0.0	0	0.0
Fraud - Welfare	0	0.0	0	0.0
Fraud - Wire	0	0.0	0	0.0
Embezzlement	0	0.0	0	0.0
Stolen Property Offenses	0	0.0	0	0.0
Destruction/Damage/Vandalism	0	0.0	0	0.0
Drug/Narcotic Violations (Total)	0	0.0	0	0.0
Drug/Narcotic Violations	0	0.0	0	0.0
Drug/Narcotic Equipment Violations	0	0.0	0	0.0

GROUP A OFFENSES	Offense	Rate per 1,000	Cleared	% Cleared
Sex Offenses (Nonforcible) (Total)	0	0.0	0	0.0
Incest	0	0.0	0	0.0
Statutory Rape	0	0.0	0	0.0
Pornography/Obscene Material	0	0.0	0	0.0
Gambling Offenses (Total)	0	0.0	0	0.0
Gambling - Betting/Wagering	0	0.0	0	0.0
Gambling - Operating/Promoting	0	0.0	0	0.0
Gambling - Equipment Violations	0	0.0	0	0.0
Gambling - Sports Tampering	0	0.0	0	0.0
Prostitution Offenses (Total)	0	0.0	0	0.0
Prostitution	0	0.0	0	0.0
Prostitution Assisting/Promoting	0	0.0	0	0.0
Purchasing Prostitution	0	0.0	0	0.0
Human Trafficking Offenses (Total)	0	0.0	0	0.0
Commercial Sex Acts	0	0.0	0	0.0
Involuntary Servitude	0	0.0	0	0.0
Bribery	0	0.0	0	0.0
Weapon Law Violations	0	0.0	0	0.0
Animal Cruelty	0	0.0	0	0.0

GROUP B OFFENSES	Offenses	Rate per 1,000
Bad Checks	0	0.0
Curfew/Vagrancy	0	0.0
Disorderly Conduct	0	0.0
DUI	0	0.0
Drunkenness	0	0.0
Family-Non Violent	0	0.0
Liquor Law Violations	0	0.0
Peeping Tom	0	0.0
Trespass	0	0.0
All Other Offenses	0	0.0

2016 Fall Term Campus Population	
Undergraduate Enrollment	1,811
Graduate Enrollment	1,006
Staff Personnel	182
Faculty Personnel	154
Security Personnel	9
Total Campus Population	3,162



Tusculum College - 2016

GROUP A OFFENSES	Offense	Rate per 1,000	Cleared	% Cleared
Homicide Offenses (Total)	0	0.0	0	0.0
Murder	0	0.0	0	0.0
Negligent Manslaughter	0	0.0	0	0.0
Negligent Vehicular Manslaughter	0	0.0	0	0.0
Kidnapping/Abduction	0	0.0	0	0.0
Sex Offenses (Forcible) (Total)	3	0.0	3	100.0
Forcible Rape	1	0.0	1	100.0
Forcible Sodomy	0	0.0	0	0.0
Sexual Assault W/Object	0	0.0	0	0.0
Forcible Fondling	2	0.0	2	100.0
Robbery	0	0.0	0	0.0
Assault Offenses (Total)	4	0.0	4	100.0
Aggravated Assault	0	0.0	0	0.0
Simple Assault	4	0.0	4	100.0
Intimidation	0	0.0	0	0.0
Stalking	0	0.0	0	0.0
Arson	0	0.0	0	0.0
Extortion/Blackmail	0	0.0	0	0.0
Burglary	6	0.0	3	50.0
Larceny/Theft Offenses (Total)	15	0.0	1	6.7
Theft - Pocket-picking	0	0.0	0	0.0
Theft - Purse Snatching	0	0.0	0	0.0
Theft - Shoplifting	0	0.0	0	0.0
Theft From Building	11	0.0	1	9.1
Theft From Coin Machine	1	0.0	0	0.0
Theft From Motor Vehicle	2	0.0	0	0.0
Theft of Motor Vehicle Parts	0	0.0	0	0.0
Theft - All Other Larceny	1	0.0	0	0.0
Motor Vehicle Theft	0	0.0	0	0.0
Counterfeiting/Forgery	0	0.0	0	0.0
Fraud Offenses (Total)	0	0.0	0	0.0
Fraud - Computer Hacking/Invasion	0	0.0	0	0.0
Fraud - Credit Card/ATM	0	0.0	0	0.0
Fraud - False Pretenses	0	0.0	0	0.0
Fraud - Identity Theft	0	0.0	0	0.0
Fraud - Impersonation	0	0.0	0	0.0
Fraud - Welfare	0	0.0	0	0.0
Fraud - Wire	0	0.0	0	0.0
Embezzlement	0	0.0	0	0.0
Stolen Property Offenses	0	0.0	0	0.0
Destruction/Damage/Vandalism	7	0.0	4	57.1
Drug/Narcotic Violations (Total)	7	0.0	7	100.0
Drug/Narcotic Violations	4	0.0	4	100.0
Drug/Narcotic Equipment Violations	3	0.0	3	100.0

GROUP A OFFENSES	Offense	Rate per 1,000	Cleared	% Cleared
Sex Offenses (Nonforcible) (Total)	0	0.0	0	0.0
Incest	0	0.0	0	0.0
Statutory Rape	0	0.0	0	0.0
Pornography/Obscene Material	0	0.0	0	0.0
Gambling Offenses (Total)	0	0.0	0	0.0
Gambling - Betting/Wagering	0	0.0	0	0.0
Gambling - Operating/Promoting	0	0.0	0	0.0
Gambling - Equipment Violations	0	0.0	0	0.0
Gambling - Sports Tampering	0	0.0	0	0.0
Prostitution Offenses (Total)	0	0.0	0	0.0
Prostitution	0	0.0	0	0.0
Prostitution Assisting/Promoting	0	0.0	0	0.0
Purchasing Prostitution	0	0.0	0	0.0
Human Trafficking Offenses (Total)	0	0.0	0	0.0
Commercial Sex Acts	0	0.0	0	0.0
Involuntary Servitude	0	0.0	0	0.0
Bribery	0	0.0	0	0.0
Weapon Law Violations	0	0.0	0	0.0
Animal Cruelty	0	0.0	0	0.0

GROUP B OFFENSES	Offenses	Rate per 1,000
Bad Checks	0	0.0
Curfew/Vagrancy	0	0.0
Disorderly Conduct	0	0.0
DUI	0	0.0
Drunkenness	0	0.0
Family-Non Violent	0	0.0
Liquor Law Violations	19	0.0
Peeping Tom	0	0.0
Trespass	0	0.0
All Other Offenses	0	0.0

2016 Fall Term Campus Population	
Undergraduate Enrollment	1,473
Graduate Enrollment	187
Staff Personnel	274
Faculty Personnel	168
Security Personnel	6
Total Campus Population	2,108



Union University - 2016

GROUP A OFFENSES	Offense	Rate per 1,000	Cleared	% Cleared
Homicide Offenses (Total)	0	0.0	0	0.0
Murder	0	0.0	0	0.0
Negligent Manslaughter	0	0.0	0	0.0
Negligent Vehicular Manslaughter	0	0.0	0	0.0
Kidnapping/Abduction	0	0.0	0	0.0
Sex Offenses (Forcible) (Total)	0	0.0	0	0.0
Forcible Rape	0	0.0	0	0.0
Forcible Sodomy	0	0.0	0	0.0
Sexual Assault W/Object	0	0.0	0	0.0
Forcible Fondling	0	0.0	0	0.0
Robbery	0	0.0	0	0.0
Assault Offenses (Total)	3	0.0	0	0.0
Aggravated Assault	0	0.0	0	0.0
Simple Assault	1	0.0	0	0.0
Intimidation	2	0.0	0	0.0
Stalking	0	0.0	0	0.0
Arson	0	0.0	0	0.0
Extortion/Blackmail	0	0.0	0	0.0
Burglary	0	0.0	0	0.0
Larceny/Theft Offenses (Total)	4	0.0	1	25.0
Theft - Pocket-picking	0	0.0	0	0.0
Theft - Purse Snatching	0	0.0	0	0.0
Theft - Shoplifting	0	0.0	0	0.0
Theft From Building	1	0.0	0	0.0
Theft From Coin Machine	0	0.0	0	0.0
Theft From Motor Vehicle	0	0.0	0	0.0
Theft of Motor Vehicle Parts	1	0.0	0	0.0
Theft - All Other Larceny	2	0.0	1	50.0
Motor Vehicle Theft	0	0.0	0	0.0
Counterfeiting/Forgery	0	0.0	0	0.0
Fraud Offenses (Total)	0	0.0	0	0.0
Fraud - Computer Hacking/Invasion	0	0.0	0	0.0
Fraud - Credit Card/ATM	0	0.0	0	0.0
Fraud - False Pretenses	0	0.0	0	0.0
Fraud - Identity Theft	0	0.0	0	0.0
Fraud - Impersonation	0	0.0	0	0.0
Fraud - Welfare	0	0.0	0	0.0
Fraud - Wire	0	0.0	0	0.0
Embezzlement	0	0.0	0	0.0
Stolen Property Offenses	0	0.0	0	0.0
Destruction/Damage/Vandalism	6	0.0	0	0.0
Drug/Narcotic Violations (Total)	0	0.0	0	0.0
Drug/Narcotic Violations	0	0.0	0	0.0
Drug/Narcotic Equipment Violations	0	0.0	0	0.0

GROUP A OFFENSES	Offense	Rate per 1,000	Cleared	% Cleared
Sex Offenses (Nonforcible) (Total)	0	0.0	0	0.0
Incest	0	0.0	0	0.0
Statutory Rape	0	0.0	0	0.0
Pornography/Obscene Material	0	0.0	0	0.0
Gambling Offenses (Total)	0	0.0	0	0.0
Gambling - Betting/Wagering	0	0.0	0	0.0
Gambling - Operating/Promoting	0	0.0	0	0.0
Gambling - Equipment Violations	0	0.0	0	0.0
Gambling - Sports Tampering	0	0.0	0	0.0
Prostitution Offenses (Total)	0	0.0	0	0.0
Prostitution	0	0.0	0	0.0
Prostitution Assisting/Promoting	0	0.0	0	0.0
Purchasing Prostitution	0	0.0	0	0.0
Human Trafficking Offenses (Total)	0	0.0	0	0.0
Commercial Sex Acts	0	0.0	0	0.0
Involuntary Servitude	0	0.0	0	0.0
Bribery	0	0.0	0	0.0
Weapon Law Violations	0	0.0	0	0.0
Animal Cruelty	0	0.0	0	0.0

GROUP B OFFENSES	Offenses	Rate per 1,000
Bad Checks	0	0.0
Curfew/Vagrancy	0	0.0
Disorderly Conduct	1	0.0
DUI	0	0.0
Drunkenness	0	0.0
Family-Non Violent	0	0.0
Liquor Law Violations	0	0.0
Peeping Tom	0	0.0
Trespass	4	0.0
All Other Offenses	0	0.0

2016 Fall Term Campus Population	
Undergraduate Enrollment	2,119
Graduate Enrollment	1,089
Staff Personnel	242
Faculty Personnel	240
Security Personnel	15
Total Campus Population	3,705



University of Memphis - 2016

GROUP A OFFENSES	Offense	Rate per 1,000	Cleared	% Cleared
Homicide Offenses (Total)	0	0.0	0	0.0
Murder	0	0.0	0	0.0
Negligent Manslaughter	0	0.0	0	0.0
Negligent Vehicular Manslaughter	0	0.0	0	0.0
Kidnapping/Abduction	0	0.0	0	0.0
Sex Offenses (Forcible) (Total)	9	0.0	2	22.2
Forcible Rape	3	0.0	0	0.0
Forcible Sodomy	1	0.0	0	0.0
Sexual Assault W/Object	2	0.0	1	50.0
Forcible Fondling	3	0.0	1	33.3
Robbery	1	0.0	0	0.0
Assault Offenses (Total)	46	0.0	10	21.7
Aggravated Assault	10	0.0	1	10.0
Simple Assault	24	0.0	7	29.2
Intimidation	12	0.0	2	16.7
Stalking	0	0.0	0	0.0
Arson	0	0.0	0	0.0
Extortion/Blackmail	1	0.0	0	0.0
Burglary	26	0.0	4	15.4
Larceny/Theft Offenses (Total)	121	0.0	9	7.4
Theft - Pocket-picking	0	0.0	0	0.0
Theft - Purse Snatching	1	0.0	0	0.0
Theft - Shoplifting	3	0.0	1	33.3
Theft From Building	56	0.0	5	8.9
Theft From Coin Machine	0	0.0	0	0.0
Theft From Motor Vehicle	26	0.0	2	7.7
Theft of Motor Vehicle Parts	20	0.0	0	0.0
Theft - All Other Larceny	15	0.0	1	6.7
Motor Vehicle Theft	6	0.0	0	0.0
Counterfeiting/Forgery	1	0.0	0	0.0
Fraud Offenses (Total)	24	0.0	7	29.2
Fraud - Computer Hacking/Invasion	0	0.0	0	0.0
Fraud - Credit Card/ATM	17	0.0	5	29.4
Fraud - False Pretenses	7	0.0	2	28.6
Fraud - Identity Theft	0	0.0	0	0.0
Fraud - Impersonation	0	0.0	0	0.0
Fraud - Welfare	0	0.0	0	0.0
Fraud - Wire	0	0.0	0	0.0
Embezzlement	1	0.0	0	0.0
Stolen Property Offenses	0	0.0	0	0.0
Destruction/Damage/Vandalism	26	0.0	1	3.8
Drug/Narcotic Violations (Total)	42	0.0	39	92.9
Drug/Narcotic Violations	33	0.0	30	90.9
Drug/Narcotic Equipment Violations	9	0.0	9	100.0

GROUP A OFFENSES	Offense	Rate per 1,000	Cleared	% Cleared
Sex Offenses (Nonforcible) (Total)	0	0.0	0	0.0
Incest	0	0.0	0	0.0
Statutory Rape	0	0.0	0	0.0
Pornography/Obscene Material	0	0.0	0	0.0
Gambling Offenses (Total)	0	0.0	0	0.0
Gambling - Betting/Wagering	0	0.0	0	0.0
Gambling - Operating/Promoting	0	0.0	0	0.0
Gambling - Equipment Violations	0	0.0	0	0.0
Gambling - Sports Tampering	0	0.0	0	0.0
Prostitution Offenses (Total)	0	0.0	0	0.0
Prostitution	0	0.0	0	0.0
Prostitution Assisting/Promoting	0	0.0	0	0.0
Purchasing Prostitution	0	0.0	0	0.0
Human Trafficking Offenses (Total)	0	0.0	0	0.0
Commercial Sex Acts	0	0.0	0	0.0
Involuntary Servitude	0	0.0	0	0.0
Bribery	0	0.0	0	0.0
Weapon Law Violations	3	0.0	3	100.0
Animal Cruelty	0	0.0	0	0.0

GROUP B OFFENSES	Offenses	Rate per 1,000
Bad Checks	0	0.0
Curfew/Vagrancy	0	0.0
Disorderly Conduct	1	0.0
DUI	2	0.0
Drunkenness	6	0.0
Family-Non Violent	0	0.0
Liquor Law Violations	4	0.0
Peeping Tom	0	0.0
Trespass	14	0.0
All Other Offenses	0	0.0

2016 Fall Term Campus Population	
Undergraduate Enrollment	15,556
Graduate Enrollment	3,397
Staff Personnel	1,573
Faculty Personnel	1,440
Security Personnel	76
Total Campus Population	22,042



University of Tennessee at Martin - 2016

GROUP A OFFENSES	Offense	Rate per 1,000	Cleared	% Cleared
Homicide Offenses (Total)	0	0.0	0	0.0
Murder	0	0.0	0	0.0
Negligent Manslaughter	0	0.0	0	0.0
Negligent Vehicular Manslaughter	0	0.0	0	0.0
Kidnapping/Abduction	0	0.0	0	0.0
Sex Offenses (Forcible) (Total)	2	0.0	1	50.0
Forcible Rape	1	0.0	0	0.0
Forcible Sodomy	0	0.0	0	0.0
Sexual Assault W/Object	0	0.0	0	0.0
Forcible Fondling	1	0.0	1	100.0
Robbery	0	0.0	0	0.0
Assault Offenses (Total)	11	0.0	8	72.7
Aggravated Assault	2	0.0	2	100.0
Simple Assault	9	0.0	6	66.7
Intimidation	0	0.0	0	0.0
Stalking	0	0.0	0	0.0
Arson	0	0.0	0	0.0
Extortion/Blackmail	0	0.0	0	0.0
Burglary	5	0.0	2	40.0
Larceny/Theft Offenses (Total)	33	0.0	10	30.3
Theft - Pocket-picking	0	0.0	0	0.0
Theft - Purse Snatching	0	0.0	0	0.0
Theft - Shoplifting	4	0.0	2	50.0
Theft From Building	11	0.0	2	18.2
Theft From Coin Machine	0	0.0	0	0.0
Theft From Motor Vehicle	12	0.0	6	50.0
Theft of Motor Vehicle Parts	0	0.0	0	0.0
Theft - All Other Larceny	6	0.0	0	0.0
Motor Vehicle Theft	1	0.0	0	0.0
Counterfeiting/Forgery	1	0.0	0	0.0
Fraud Offenses (Total)	1	0.0	0	0.0
Fraud - Computer Hacking/Invasion	0	0.0	0	0.0
Fraud - Credit Card/ATM	0	0.0	0	0.0
Fraud - False Pretenses	1	0.0	0	0.0
Fraud - Identity Theft	0	0.0	0	0.0
Fraud - Impersonation	0	0.0	0	0.0
Fraud - Welfare	0	0.0	0	0.0
Fraud - Wire	0	0.0	0	0.0
Embezzlement	0	0.0	0	0.0
Stolen Property Offenses	0	0.0	0	0.0
Destruction/Damage/Vandalism	12	0.0	3	25.0
Drug/Narcotic Violations (Total)	16	0.0	16	100.0
Drug/Narcotic Violations	9	0.0	9	100.0
Drug/Narcotic Equipment Violations	7	0.0	7	100.0

GROUP A OFFENSES	Offense	Rate per 1,000	Cleared	% Cleared
Sex Offenses (Nonforcible) (Total)	0	0.0	0	0.0
Incest	0	0.0	0	0.0
Statutory Rape	0	0.0	0	0.0
Pornography/Obscene Material	0	0.0	0	0.0
Gambling Offenses (Total)	0	0.0	0	0.0
Gambling - Betting/Wagering	0	0.0	0	0.0
Gambling - Operating/Promoting	0	0.0	0	0.0
Gambling - Equipment Violations	0	0.0	0	0.0
Gambling - Sports Tampering	0	0.0	0	0.0
Prostitution Offenses (Total)	0	0.0	0	0.0
Prostitution	0	0.0	0	0.0
Prostitution Assisting/Promoting	0	0.0	0	0.0
Purchasing Prostitution	0	0.0	0	0.0
Human Trafficking Offenses (Total)	0	0.0	0	0.0
Commercial Sex Acts	0	0.0	0	0.0
Involuntary Servitude	0	0.0	0	0.0
Bribery	0	0.0	0	0.0
Weapon Law Violations	2	0.0	1	50.0
Animal Cruelty	0	0.0	0	0.0

GROUP B OFFENSES	Offenses	Rate per 1,000
Bad Checks	0	0.0
Curfew/Vagrancy	1	0.0
Disorderly Conduct	0	0.0
DUI	3	0.0
Drunkenness	4	0.0
Family-Non Violent	0	0.0
Liquor Law Violations	59	0.0
Peeping Tom	0	0.0
Trespass	3	0.0
All Other Offenses	1	0.0

2016 Fall Term Campus Population	
Undergraduate Enrollment	6,279
Graduate Enrollment	426
Staff Personnel	418
Faculty Personnel	321
Security Personnel	46
Total Campus Population	7,490



University of Tennessee at Chattanooga - 2016

GROUP A OFFENSES	Offense	Rate per 1,000	Cleared	% Cleared
Homicide Offenses (Total)	0	0.0	0	0.0
Murder	0	0.0	0	0.0
Negligent Manslaughter	0	0.0	0	0.0
Negligent Vehicular Manslaughter	0	0.0	0	0.0
Kidnapping/Abduction	0	0.0	0	0.0
Sex Offenses (Forcible) (Total)	4	0.0	0	0.0
Forcible Rape	0	0.0	0	0.0
Forcible Sodomy	1	0.0	0	0.0
Sexual Assault W/Object	0	0.0	0	0.0
Forcible Fondling	3	0.0	0	0.0
Robbery	1	0.0	0	0.0
Assault Offenses (Total)	21	0.0	5	23.8
Aggravated Assault	1	0.0	0	0.0
Simple Assault	8	0.0	3	37.5
Intimidation	7	0.0	1	14.3
Stalking	5	0.0	1	20.0
Arson	0	0.0	0	0.0
Extortion/Blackmail	0	0.0	0	0.0
Burglary	5	0.0	1	20.0
Larceny/Theft Offenses (Total)	65	0.0	8	12.3
Theft - Pocket-picking	0	0.0	0	0.0
Theft - Purse Snatching	0	0.0	0	0.0
Theft - Shoplifting	1	0.0	1	100.0
Theft From Building	19	0.0	3	15.8
Theft From Coin Machine	0	0.0	0	0.0
Theft From Motor Vehicle	19	0.0	1	5.3
Theft of Motor Vehicle Parts	1	0.0	0	0.0
Theft - All Other Larceny	25	0.0	3	12.0
Motor Vehicle Theft	5	0.0	0	0.0
Counterfeiting/Forgery	3	0.0	0	0.0
Fraud Offenses (Total)	2	0.0	0	0.0
Fraud - Computer Hacking/Invasion	0	0.0	0	0.0
Fraud - Credit Card/ATM	0	0.0	0	0.0
Fraud - False Pretenses	2	0.0	0	0.0
Fraud - Identity Theft	0	0.0	0	0.0
Fraud - Impersonation	0	0.0	0	0.0
Fraud - Welfare	0	0.0	0	0.0
Fraud - Wire	0	0.0	0	0.0
Embezzlement	0	0.0	0	0.0
Stolen Property Offenses	0	0.0	0	0.0
Destruction/Damage/Vandalism	31	0.0	6	19.4
Drug/Narcotic Violations (Total)	116	0.0	113	97.4
Drug/Narcotic Violations	59	0.0	57	96.6
Drug/Narcotic Equipment Violations	57	0.0	56	98.2

GROUP A OFFENSES	Offense	Rate per 1,000	Cleared	% Cleared
Sex Offenses (Nonforcible) (Total)	0	0.0	0	0.0
Incest	0	0.0	0	0.0
Statutory Rape	0	0.0	0	0.0
Pornography/Obscene Material	0	0.0	0	0.0
Gambling Offenses (Total)	0	0.0	0	0.0
Gambling - Betting/Wagering	0	0.0	0	0.0
Gambling - Operating/Promoting	0	0.0	0	0.0
Gambling - Equipment Violations	0	0.0	0	0.0
Gambling - Sports Tampering	0	0.0	0	0.0
Prostitution Offenses (Total)	0	0.0	0	0.0
Prostitution	0	0.0	0	0.0
Prostitution Assisting/Promoting	0	0.0	0	0.0
Purchasing Prostitution	0	0.0	0	0.0
Human Trafficking Offenses (Total)	0	0.0	0	0.0
Commercial Sex Acts	0	0.0	0	0.0
Involuntary Servitude	0	0.0	0	0.0
Bribery	1	0.0	1	100.0
Weapon Law Violations	0	0.0	0	0.0
Animal Cruelty	0	0.0	0	0.0

GROUP B OFFENSES	Offenses	Rate per 1,000
Bad Checks	0	0.0
Curfew/Vagrancy	0	0.0
Disorderly Conduct	5	0.0
DUI	3	0.0
Drunkenness	18	0.0
Family-Non Violent	0	0.0
Liquor Law Violations	69	0.0
Peeping Tom	0	0.0
Trespass	5	0.0
All Other Offenses	16	0.0

2016 Fall Term Campus Population	
Undergraduate Enrollment	10,086
Graduate Enrollment	1,546
Staff Personnel	757
Faculty Personnel	484
Security Personnel	67
Total Campus Population	12,940



GROUP A OFFENSES	Offense	Rate per 1,000	Cleared	% Cleared
Homicide Offenses (Total)	0	0.0	0	0.0
Murder	0	0.0	0	0.0
Negligent Manslaughter	0	0.0	0	0.0
Negligent Vehicular Manslaughter	0	0.0	0	0.0
Kidnapping/Abduction	0	0.0	0	0.0
Sex Offenses (Forcible) (Total)	0	0.0	0	0.0
Forcible Rape	0	0.0	0	0.0
Forcible Sodomy	0	0.0	0	0.0
Sexual Assault W/Object	0	0.0	0	0.0
Forcible Fondling	0	0.0	0	0.0
Robbery	2	0.0	0	0.0
Assault Offenses (Total)	5	0.0	3	60.0
Aggravated Assault	0	0.0	0	0.0
Simple Assault	5	0.0	3	60.0
Intimidation	0	0.0	0	0.0
Stalking	0	0.0	0	0.0
Arson	0	0.0	0	0.0
Extortion/Blackmail	0	0.0	0	0.0
Burglary	4	0.0	0	0.0
Larceny/Theft Offenses (Total)	30	0.0	1	3.3
Theft - Pocket-picking	0	0.0	0	0.0
Theft - Purse Snatching	0	0.0	0	0.0
Theft - Shoplifting	0	0.0	0	0.0
Theft From Building	23	0.0	0	0.0
Theft From Coin Machine	0	0.0	0	0.0
Theft From Motor Vehicle	3	0.0	0	0.0
Theft of Motor Vehicle Parts	0	0.0	0	0.0
Theft - All Other Larceny	4	0.0	1	25.0
Motor Vehicle Theft	0	0.0	0	0.0
Counterfeiting/Forgery	0	0.0	0	0.0
Fraud Offenses (Total)	4	0.0	2	50.0
Fraud - Computer Hacking/Invasion	0	0.0	0	0.0
Fraud - Credit Card/ATM	0	0.0	0	0.0
Fraud - False Pretenses	3	0.0	1	33.3
Fraud - Identity Theft	0	0.0	0	0.0
Fraud - Impersonation	1	0.0	1	100.0
Fraud - Welfare	0	0.0	0	0.0
Fraud - Wire	0	0.0	0	0.0
Embezzlement	0	0.0	0	0.0
Stolen Property Offenses	0	0.0	0	0.0
Destruction/Damage/Vandalism	4	0.0	0	0.0
Drug/Narcotic Violations (Total)	1	0.0	1	100.0
Drug/Narcotic Violations	1	0.0	1	100.0
Drug/Narcotic Equipment Violations	0	0.0	0	0.0

GROUP A OFFENSES	Offense	Rate per 1,000	Cleared	% Cleared
Sex Offenses (Nonforcible) (Total)	0	0.0	0	0.0
Incest	0	0.0	0	0.0
Statutory Rape	0	0.0	0	0.0
Pornography/Obscene Material	0	0.0	0	0.0
Gambling Offenses (Total)	0	0.0	0	0.0
Gambling - Betting/Wagering	0	0.0	0	0.0
Gambling - Operating/Promoting	0	0.0	0	0.0
Gambling - Equipment Violations	0	0.0	0	0.0
Gambling - Sports Tampering	0	0.0	0	0.0
Prostitution Offenses (Total)	0	0.0	0	0.0
Prostitution	0	0.0	0	0.0
Prostitution Assisting/Promoting	0	0.0	0	0.0
Purchasing Prostitution	0	0.0	0	0.0
Human Trafficking Offenses (Total)	0	0.0	0	0.0
Commercial Sex Acts	0	0.0	0	0.0
Involuntary Servitude	0	0.0	0	0.0
Bribery	0	0.0	0	0.0
Weapon Law Violations	0	0.0	0	0.0
Animal Cruelty	0	0.0	0	0.0

GROUP B OFFENSES	Offenses	Rate per 1,000
Bad Checks	0	0.0
Curfew/Vagrancy	0	0.0
Disorderly Conduct	0	0.0
DUI	0	0.0
Drunkenness	0	0.0
Family-Non Violent	0	0.0
Liquor Law Violations	0	0.0
Peeping Tom	0	0.0
Trespass	0	0.0
All Other Offenses	0	0.0

2016 Fall Term Campus Population	
Undergraduate Enrollment	280
Graduate Enrollment	2,746
Staff Personnel	1,903
Faculty Personnel	1,716
Security Personnel	51
Total Campus Population	6,696



University of Tennessee at Knoxville - 2016

GROUP A OFFENSES	Offense	Rate per 1,000	Cleared	% Cleared
Homicide Offenses (Total)	0	0.0	0	0.0
Murder	0	0.0	0	0.0
Negligent Manslaughter	0	0.0	0	0.0
Negligent Vehicular Manslaughter	0	0.0	0	0.0
Kidnapping/Abduction	2	0.0	2	100.0
Sex Offenses (Forcible) (Total)	5	0.0	0	0.0
Forcible Rape	4	0.0	0	0.0
Forcible Sodomy	0	0.0	0	0.0
Sexual Assault W/Object	0	0.0	0	0.0
Forcible Fondling	1	0.0	0	0.0
Robbery	1	0.0	0	0.0
Assault Offenses (Total)	64	0.0	21	32.8
Aggravated Assault	1	0.0	0	0.0
Simple Assault	43	0.0	16	37.2
Intimidation	14	0.0	2	14.3
Stalking	6	0.0	3	50.0
Arson	0	0.0	0	0.0
Extortion/Blackmail	1	0.0	0	0.0
Burglary	12	0.0	1	8.3
Larceny/Theft Offenses (Total)	238	0.0	44	18.5
Theft - Pocket-picking	0	0.0	0	0.0
Theft - Purse Snatching	0	0.0	0	0.0
Theft - Shoplifting	12	0.0	2	16.7
Theft From Building	30	0.0	5	16.7
Theft From Coin Machine	0	0.0	0	0.0
Theft From Motor Vehicle	53	0.0	3	5.7
Theft of Motor Vehicle Parts	11	0.0	0	0.0
Theft - All Other Larceny	132	0.0	34	25.8
Motor Vehicle Theft	9	0.0	2	22.2
Counterfeiting/Forgery	2	0.0	2	100.0
Fraud Offenses (Total)	9	0.0	4	44.4
Fraud - Computer Hacking/Invasion	0	0.0	0	0.0
Fraud - Credit Card/ATM	2	0.0	0	0.0
Fraud - False Pretenses	3	0.0	1	33.3
Fraud - Identity Theft	0	0.0	0	0.0
Fraud - Impersonation	4	0.0	3	75.0
Fraud - Welfare	0	0.0	0	0.0
Fraud - Wire	0	0.0	0	0.0
Embezzlement	1	0.0	0	0.0
Stolen Property Offenses	0	0.0	0	0.0
Destruction/Damage/Vandalism	74	0.0	12	16.2
Drug/Narcotic Violations (Total)	137	0.0	123	89.8
Drug/Narcotic Violations	79	0.0	71	89.9
Drug/Narcotic Equipment Violations	58	0.0	52	89.7

GROUP A OFFENSES	Offense	Rate per 1,000	Cleared	% Cleared
Sex Offenses (Nonforcible) (Total)	0	0.0	0	0.0
Incest	0	0.0	0	0.0
Statutory Rape	0	0.0	0	0.0
Pornography/Obscene Material	0	0.0	0	0.0
Gambling Offenses (Total)	0	0.0	0	0.0
Gambling - Betting/Wagering	0	0.0	0	0.0
Gambling - Operating/Promoting	0	0.0	0	0.0
Gambling - Equipment Violations	0	0.0	0	0.0
Gambling - Sports Tampering	0	0.0	0	0.0
Prostitution Offenses (Total)	0	0.0	0	0.0
Prostitution	0	0.0	0	0.0
Prostitution Assisting/Promoting	0	0.0	0	0.0
Purchasing Prostitution	0	0.0	0	0.0
Human Trafficking Offenses (Total)	0	0.0	0	0.0
Commercial Sex Acts	0	0.0	0	0.0
Involuntary Servitude	0	0.0	0	0.0
Bribery	0	0.0	0	0.0
Weapon Law Violations	3	0.0	3	100.0
Animal Cruelty	0	0.0	0	0.0

GROUP B OFFENSES	Offenses	Rate per 1,000
Bad Checks	0	0.0
Curfew/Vagrancy	2	0.0
Disorderly Conduct	9	0.0
DUI	13	0.0
Drunkenness	57	0.0
Family-Non Violent	1	0.0
Liquor Law Violations	64	0.0
Peeping Tom	0	0.0
Trespass	2	0.0
All Other Offenses	21	0.0

2016 Fall Term Campus Population	
Undergraduate Enrollment	22,139
Graduate Enrollment	5,913
Staff Personnel	4,265
Faculty Personnel	1,672
Security Personnel	78
Total Campus Population	34,067



University of Tennessee Space Institute - 2016

GROUP A OFFENSES	Offense	Rate per 1,000	Cleared	% Cleared
Homicide Offenses (Total)	0	0.0	0	0.0
Murder	0	0.0	0	0.0
Negligent Manslaughter	0	0.0	0	0.0
Negligent Vehicular Manslaughter	0	0.0	0	0.0
Kidnapping/Abduction	0	0.0	0	0.0
Sex Offenses (Forcible) (Total)	0	0.0	0	0.0
Forcible Rape	0	0.0	0	0.0
Forcible Sodomy	0	0.0	0	0.0
Sexual Assault W/Object	0	0.0	0	0.0
Forcible Fondling	0	0.0	0	0.0
Robbery	0	0.0	0	0.0
Assault Offenses (Total)	0	0.0	0	0.0
Aggravated Assault	0	0.0	0	0.0
Simple Assault	0	0.0	0	0.0
Intimidation	0	0.0	0	0.0
Stalking	0	0.0	0	0.0
Arson	0	0.0	0	0.0
Extortion/Blackmail	0	0.0	0	0.0
Burglary	0	0.0	0	0.0
Larceny/Theft Offenses (Total)	0	0.0	0	0.0
Theft - Pocket-picking	0	0.0	0	0.0
Theft - Purse Snatching	0	0.0	0	0.0
Theft - Shoplifting	0	0.0	0	0.0
Theft From Building	0	0.0	0	0.0
Theft From Coin Machine	0	0.0	0	0.0
Theft From Motor Vehicle	0	0.0	0	0.0
Theft of Motor Vehicle Parts	0	0.0	0	0.0
Theft - All Other Larceny	0	0.0	0	0.0
Motor Vehicle Theft	0	0.0	0	0.0
Counterfeiting/Forgery	0	0.0	0	0.0
Fraud Offenses (Total)	0	0.0	0	0.0
Fraud - Computer Hacking/Invasion	0	0.0	0	0.0
Fraud - Credit Card/ATM	0	0.0	0	0.0
Fraud - False Pretenses	0	0.0	0	0.0
Fraud - Identity Theft	0	0.0	0	0.0
Fraud - Impersonation	0	0.0	0	0.0
Fraud - Welfare	0	0.0	0	0.0
Fraud - Wire	0	0.0	0	0.0
Embezzlement	0	0.0	0	0.0
Stolen Property Offenses	0	0.0	0	0.0
Destruction/Damage/Vandalism	0	0.0	0	0.0
Drug/Narcotic Violations (Total)	0	0.0	0	0.0
Drug/Narcotic Violations	0	0.0	0	0.0
Drug/Narcotic Equipment Violations	0	0.0	0	0.0

GROUP A OFFENSES	Offense	Rate per 1,000	Cleared	% Cleared
Sex Offenses (Nonforcible) (Total)	0	0.0	0	0.0
Incest	0	0.0	0	0.0
Statutory Rape	0	0.0	0	0.0
Pornography/Obscene Material	0	0.0	0	0.0
Gambling Offenses (Total)	0	0.0	0	0.0
Gambling - Betting/Wagering	0	0.0	0	0.0
Gambling - Operating/Promoting	0	0.0	0	0.0
Gambling - Equipment Violations	0	0.0	0	0.0
Gambling - Sports Tampering	0	0.0	0	0.0
Prostitution Offenses (Total)	0	0.0	0	0.0
Prostitution	0	0.0	0	0.0
Prostitution Assisting/Promoting	0	0.0	0	0.0
Purchasing Prostitution	0	0.0	0	0.0
Human Trafficking Offenses (Total)	0	0.0	0	0.0
Commercial Sex Acts	0	0.0	0	0.0
Involuntary Servitude	0	0.0	0	0.0
Bribery	0	0.0	0	0.0
Weapon Law Violations	0	0.0	0	0.0
Animal Cruelty	0	0.0	0	0.0

GROUP B OFFENSES	Offenses	Rate per 1,000
Bad Checks	0	0.0
Curfew/Vagrancy	0	0.0
Disorderly Conduct	0	0.0
DUI	0	0.0
Drunkenness	0	0.0
Family-Non Violent	0	0.0
Liquor Law Violations	0	0.0
Peeping Tom	0	0.0
Trespass	0	0.0
All Other Offenses	0	0.0

2016 Fall Term Campus Population	
Undergraduate Enrollment	0
Graduate Enrollment	86
Staff Personnel	76
Faculty Personnel	18
Security Personnel	2
Total Campus Population	182



University of the South - 2016

GROUP A OFFENSES	Offense	Rate per 1,000	Cleared	% Cleared
Homicide Offenses (Total)	0	0.0	0	0.0
Murder	0	0.0	0	0.0
Negligent Manslaughter	0	0.0	0	0.0
Negligent Vehicular Manslaughter	0	0.0	0	0.0
Kidnapping/Abduction	0	0.0	0	0.0
Sex Offenses (Forcible) (Total)	16	0.0	0	0.0
Forcible Rape	9	0.0	0	0.0
Forcible Sodomy	1	0.0	0	0.0
Sexual Assault W/Object	0	0.0	0	0.0
Forcible Fondling	6	0.0	0	0.0
Robbery	0	0.0	0	0.0
Assault Offenses (Total)	29	0.0	2	6.9
Aggravated Assault	1	0.0	0	0.0
Simple Assault	20	0.0	2	10.0
Intimidation	6	0.0	0	0.0
Stalking	2	0.0	0	0.0
Arson	1	0.0	0	0.0
Extortion/Blackmail	0	0.0	0	0.0
Burglary	29	0.0	0	0.0
Larceny/Theft Offenses (Total)	43	0.0	1	2.3
Theft - Pocket-picking	0	0.0	0	0.0
Theft - Purse Snatching	0	0.0	0	0.0
Theft - Shoplifting	0	0.0	0	0.0
Theft From Building	13	0.0	1	7.7
Theft From Coin Machine	0	0.0	0	0.0
Theft From Motor Vehicle	5	0.0	0	0.0
Theft of Motor Vehicle Parts	0	0.0	0	0.0
Theft - All Other Larceny	25	0.0	0	0.0
Motor Vehicle Theft	2	0.0	0	0.0
Counterfeiting/Forgery	0	0.0	0	0.0
Fraud Offenses (Total)	11	0.0	1	9.1
Fraud - Computer Hacking/Invasion	0	0.0	0	0.0
Fraud - Credit Card/ATM	0	0.0	0	0.0
Fraud - False Pretenses	8	0.0	1	12.5
Fraud - Identity Theft	0	0.0	0	0.0
Fraud - Impersonation	3	0.0	0	0.0
Fraud - Welfare	0	0.0	0	0.0
Fraud - Wire	0	0.0	0	0.0
Embezzlement	0	0.0	0	0.0
Stolen Property Offenses	0	0.0	0	0.0
Destruction/Damage/Vandalism	77	0.0	0	0.0
Drug/Narcotic Violations (Total)	124	0.0	24	19.4
Drug/Narcotic Violations	63	0.0	14	22.2
Drug/Narcotic Equipment Violations	61	0.0	10	16.4

GROUP A OFFENSES	Offense	Rate per 1,000	Cleared	% Cleared
Sex Offenses (Nonforcible) (Total)	0	0.0	0	0.0
Incest	0	0.0	0	0.0
Statutory Rape	0	0.0	0	0.0
Pornography/Obscene Material	0	0.0	0	0.0
Gambling Offenses (Total)	0	0.0	0	0.0
Gambling - Betting/Wagering	0	0.0	0	0.0
Gambling - Operating/Promoting	0	0.0	0	0.0
Gambling - Equipment Violations	0	0.0	0	0.0
Gambling - Sports Tampering	0	0.0	0	0.0
Prostitution Offenses (Total)	0	0.0	0	0.0
Prostitution	0	0.0	0	0.0
Prostitution Assisting/Promoting	0	0.0	0	0.0
Purchasing Prostitution	0	0.0	0	0.0
Human Trafficking Offenses (Total)	0	0.0	0	0.0
Commercial Sex Acts	0	0.0	0	0.0
Involuntary Servitude	0	0.0	0	0.0
Bribery	0	0.0	0	0.0
Weapon Law Violations	7	0.0	1	14.3
Animal Cruelty	0	0.0	0	0.0

GROUP B OFFENSES	Offenses	Rate per 1,000
Bad Checks	0	0.0
Curfew/Vagrancy	0	0.0
Disorderly Conduct	22	0.0
DUI	3	0.0
Drunkenness	19	0.0
Family-Non Violent	0	0.0
Liquor Law Violations	118	0.0
Peeping Tom	0	0.0
Trespass	9	0.0
All Other Offenses	4	0.0

2016 Fall Term Campus Population	
Undergraduate Enrollment	1,727
Graduate Enrollment	80
Staff Personnel	588
Faculty Personnel	193
Security Personnel	32
Total Campus Population	2,620



Vanderbilt University - 2016

GROUP A OFFENSES	Offense	Rate per 1,000	Cleared	% Cleared
Homicide Offenses (Total)	0	0.0	0	0.0
Murder	0	0.0	0	0.0
Negligent Manslaughter	0	0.0	0	0.0
Negligent Vehicular Manslaughter	0	0.0	0	0.0
Kidnapping/Abduction	4	0.0	2	50.0
Sex Offenses (Forcible) (Total)	16	0.0	7	43.8
Forcible Rape	4	0.0	1	25.0
Forcible Sodomy	0	0.0	0	0.0
Sexual Assault W/Object	1	0.0	1	100.0
Forcible Fondling	11	0.0	5	45.5
Robbery	5	0.0	0	0.0
Assault Offenses (Total)	187	0.0	132	70.6
Aggravated Assault	19	0.0	11	57.9
Simple Assault	115	0.0	87	75.7
Intimidation	49	0.0	33	67.3
Stalking	4	0.0	1	25.0
Arson	0	0.0	0	0.0
Extortion/Blackmail	1	0.0	0	0.0
Burglary	16	0.0	2	12.5
Larceny/Theft Offenses (Total)	402	0.0	59	14.7
Theft - Pocket-picking	0	0.0	0	0.0
Theft - Purse Snatching	0	0.0	0	0.0
Theft - Shoplifting	46	0.0	21	45.7
Theft From Building	245	0.0	27	11.0
Theft From Coin Machine	3	0.0	0	0.0
Theft From Motor Vehicle	43	0.0	0	0.0
Theft of Motor Vehicle Parts	10	0.0	0	0.0
Theft - All Other Larceny	55	0.0	11	20.0
Motor Vehicle Theft	5	0.0	0	0.0
Counterfeiting/Forgery	12	0.0	9	75.0
Fraud Offenses (Total)	43	0.0	9	20.9
Fraud - Computer Hacking/Invasion	0	0.0	0	0.0
Fraud - Credit Card/ATM	14	0.0	1	7.1
Fraud - False Pretenses	22	0.0	5	22.7
Fraud - Identity Theft	1	0.0	0	0.0
Fraud - Impersonation	6	0.0	3	50.0
Fraud - Welfare	0	0.0	0	0.0
Fraud - Wire	0	0.0	0	0.0
Embezzlement	12	0.0	9	75.0
Stolen Property Offenses	0	0.0	0	0.0
Destruction/Damage/Vandalism	62	0.0	13	21.0
Drug/Narcotic Violations (Total)	228	0.0	131	57.5
Drug/Narcotic Violations	155	0.0	95	61.3
Drug/Narcotic Equipment Violations	73	0.0	36	49.3

GROUP A OFFENSES	Offense	Rate per 1,000	Cleared	% Cleared
Sex Offenses (Nonforcible) (Total)	0	0.0	0	0.0
Incest	0	0.0	0	0.0
Statutory Rape	0	0.0	0	0.0
Pornography/Obscene Material	0	0.0	0	0.0
Gambling Offenses (Total)	0	0.0	0	0.0
Gambling - Betting/Wagering	0	0.0	0	0.0
Gambling - Operating/Promoting	0	0.0	0	0.0
Gambling - Equipment Violations	0	0.0	0	0.0
Gambling - Sports Tampering	0	0.0	0	0.0
Prostitution Offenses (Total)	0	0.0	0	0.0
Prostitution	0	0.0	0	0.0
Prostitution Assisting/Promoting	0	0.0	0	0.0
Purchasing Prostitution	0	0.0	0	0.0
Human Trafficking Offenses (Total)	0	0.0	0	0.0
Commercial Sex Acts	0	0.0	0	0.0
Involuntary Servitude	0	0.0	0	0.0
Bribery	0	0.0	0	0.0
Weapon Law Violations	4	0.0	3	75.0
Animal Cruelty	2	0.0	1	50.0

GROUP B OFFENSES	Offenses	Rate per 1,000
Bad Checks	0	0.0
Curfew/Vagrancy	0	0.0
Disorderly Conduct	8	0.0
DUI	8	0.0
Drunkenness	34	0.0
Family-Non Violent	0	0.0
Liquor Law Violations	237	0.0
Peeping Tom	0	0.0
Trespass	65	0.0
All Other Offenses	12	0.0

2016 Fall Term Campus Population	
Undergraduate Enrollment	6,871
Graduate Enrollment	5,748
Staff Personnel	21,931
Faculty Personnel	2,644
Security Personnel	269
Total Campus Population	37,463



Volunteer State Community College - 2016

GROUP A OFFENSES	Offense	Rate per 1,000	Cleared	% Cleared
Homicide Offenses (Total)	0	0.0	0	0.0
Murder	0	0.0	0	0.0
Negligent Manslaughter	0	0.0	0	0.0
Negligent Vehicular Manslaughter	0	0.0	0	0.0
Kidnapping/Abduction	0	0.0	0	0.0
Sex Offenses (Forcible) (Total)	0	0.0	0	0.0
Forcible Rape	0	0.0	0	0.0
Forcible Sodomy	0	0.0	0	0.0
Sexual Assault W/Object	0	0.0	0	0.0
Forcible Fondling	0	0.0	0	0.0
Robbery	0	0.0	0	0.0
Assault Offenses (Total)	3	0.0	0	0.0
Aggravated Assault	0	0.0	0	0.0
Simple Assault	0	0.0	0	0.0
Intimidation	3	0.0	0	0.0
Stalking	0	0.0	0	0.0
Arson	0	0.0	0	0.0
Extortion/Blackmail	0	0.0	0	0.0
Burglary	0	0.0	0	0.0
Larceny/Theft Offenses (Total)	10	0.0	3	30.0
Theft - Pocket-picking	0	0.0	0	0.0
Theft - Purse Snatching	0	0.0	0	0.0
Theft - Shoplifting	1	0.0	1	100.0
Theft From Building	4	0.0	2	50.0
Theft From Coin Machine	0	0.0	0	0.0
Theft From Motor Vehicle	3	0.0	0	0.0
Theft of Motor Vehicle Parts	1	0.0	0	0.0
Theft - All Other Larceny	1	0.0	0	0.0
Motor Vehicle Theft	0	0.0	0	0.0
Counterfeiting/Forgery	0	0.0	0	0.0
Fraud Offenses (Total)	0	0.0	0	0.0
Fraud - Computer Hacking/Invasion	0	0.0	0	0.0
Fraud - Credit Card/ATM	0	0.0	0	0.0
Fraud - False Pretenses	0	0.0	0	0.0
Fraud - Identity Theft	0	0.0	0	0.0
Fraud - Impersonation	0	0.0	0	0.0
Fraud - Welfare	0	0.0	0	0.0
Fraud - Wire	0	0.0	0	0.0
Embezzlement	1	0.0	1	100.0
Stolen Property Offenses	0	0.0	0	0.0
Destruction/Damage/Vandalism	4	0.0	1	25.0
Drug/Narcotic Violations (Total)	0	0.0	0	0.0
Drug/Narcotic Violations	0	0.0	0	0.0
Drug/Narcotic Equipment Violations	0	0.0	0	0.0

GROUP A OFFENSES	Offense	Rate per 1,000	Cleared	% Cleared
Sex Offenses (Nonforcible) (Total)	0	0.0	0	0.0
Incest	0	0.0	0	0.0
Statutory Rape	0	0.0	0	0.0
Pornography/Obscene Material	0	0.0	0	0.0
Gambling Offenses (Total)	0	0.0	0	0.0
Gambling - Betting/Wagering	0	0.0	0	0.0
Gambling - Operating/Promoting	0	0.0	0	0.0
Gambling - Equipment Violations	0	0.0	0	0.0
Gambling - Sports Tampering	0	0.0	0	0.0
Prostitution Offenses (Total)	0	0.0	0	0.0
Prostitution	0	0.0	0	0.0
Prostitution Assisting/Promoting	0	0.0	0	0.0
Purchasing Prostitution	0	0.0	0	0.0
Human Trafficking Offenses (Total)	0	0.0	0	0.0
Commercial Sex Acts	0	0.0	0	0.0
Involuntary Servitude	0	0.0	0	0.0
Bribery	0	0.0	0	0.0
Weapon Law Violations	0	0.0	0	0.0
Animal Cruelty	0	0.0	0	0.0

GROUP B OFFENSES	Offenses	Rate per 1,000
Bad Checks	0	0.0
Curfew/Vagrancy	0	0.0
Disorderly Conduct	2	0.0
DUI	0	0.0
Drunkenness	1	0.0
Family-Non Violent	0	0.0
Liquor Law Violations	0	0.0
Peeping Tom	0	0.0
Trespass	0	0.0
All Other Offenses	2	0.0

2016 Fall Term Campus Population	
Undergraduate Enrollment	5,869
Graduate Enrollment	0
Staff Personnel	392
Faculty Personnel	448
Security Personnel	34
Total Campus Population	6,743



Walters State Community College - 2016

GROUP A OFFENSES	Offense	Rate per 1,000	Cleared	% Cleared
Homicide Offenses (Total)	0	0.0	0	0.0
Murder	0	0.0	0	0.0
Negligent Manslaughter	0	0.0	0	0.0
Negligent Vehicular Manslaughter	0	0.0	0	0.0
Kidnapping/Abduction	0	0.0	0	0.0
Sex Offenses (Forcible) (Total)	0	0.0	0	0.0
Forcible Rape	0	0.0	0	0.0
Forcible Sodomy	0	0.0	0	0.0
Sexual Assault W/Object	0	0.0	0	0.0
Forcible Fondling	0	0.0	0	0.0
Robbery	0	0.0	0	0.0
Assault Offenses (Total)	3	0.0	0	0.0
Aggravated Assault	0	0.0	0	0.0
Simple Assault	0	0.0	0	0.0
Intimidation	1	0.0	0	0.0
Stalking	2	0.0	0	0.0
Arson	0	0.0	0	0.0
Extortion/Blackmail	0	0.0	0	0.0
Burglary	2	0.0	0	0.0
Larceny/Theft Offenses (Total)	4	0.0	0	0.0
Theft - Pocket-picking	0	0.0	0	0.0
Theft - Purse Snatching	0	0.0	0	0.0
Theft - Shoplifting	0	0.0	0	0.0
Theft From Building	3	0.0	0	0.0
Theft From Coin Machine	0	0.0	0	0.0
Theft From Motor Vehicle	1	0.0	0	0.0
Theft of Motor Vehicle Parts	0	0.0	0	0.0
Theft - All Other Larceny	0	0.0	0	0.0
Motor Vehicle Theft	1	0.0	0	0.0
Counterfeiting/Forgery	0	0.0	0	0.0
Fraud Offenses (Total)	0	0.0	0	0.0
Fraud - Computer Hacking/Invasion	0	0.0	0	0.0
Fraud - Credit Card/ATM	0	0.0	0	0.0
Fraud - False Pretenses	0	0.0	0	0.0
Fraud - Identity Theft	0	0.0	0	0.0
Fraud - Impersonation	0	0.0	0	0.0
Fraud - Welfare	0	0.0	0	0.0
Fraud - Wire	0	0.0	0	0.0
Embezzlement	0	0.0	0	0.0
Stolen Property Offenses	0	0.0	0	0.0
Destruction/Damage/Vandalism	2	0.0	0	0.0
Drug/Narcotic Violations (Total)	3	0.0	0	0.0
Drug/Narcotic Violations	1	0.0	0	0.0
Drug/Narcotic Equipment Violations	2	0.0	0	0.0

GROUP A OFFENSES	Offense	Rate per 1,000	Cleared	% Cleared
Sex Offenses (Nonforcible) (Total)	0	0.0	0	0.0
Incest	0	0.0	0	0.0
Statutory Rape	0	0.0	0	0.0
Pornography/Obscene Material	0	0.0	0	0.0
Gambling Offenses (Total)	0	0.0	0	0.0
Gambling - Betting/Wagering	0	0.0	0	0.0
Gambling - Operating/Promoting	0	0.0	0	0.0
Gambling - Equipment Violations	0	0.0	0	0.0
Gambling - Sports Tampering	0	0.0	0	0.0
Prostitution Offenses (Total)	0	0.0	0	0.0
Prostitution	0	0.0	0	0.0
Prostitution Assisting/Promoting	0	0.0	0	0.0
Purchasing Prostitution	0	0.0	0	0.0
Human Trafficking Offenses (Total)	0	0.0	0	0.0
Commercial Sex Acts	0	0.0	0	0.0
Involuntary Servitude	0	0.0	0	0.0
Bribery	0	0.0	0	0.0
Weapon Law Violations	1	0.0	0	0.0
Animal Cruelty	0	0.0	0	0.0

GROUP B OFFENSES	Offenses	Rate per 1,000
Bad Checks	0	0.0
Curfew/Vagrancy	0	0.0
Disorderly Conduct	0	0.0
DUI	0	0.0
Drunkenness	0	0.0
Family-Non Violent	0	0.0
Liquor Law Violations	0	0.0
Peeping Tom	0	0.0
Trespass	0	0.0
All Other Offenses	0	0.0

2016 Fall Term Campus Population	
Undergraduate Enrollment	5,036
Graduate Enrollment	0
Staff Personnel	290
Faculty Personnel	251
Security Personnel	16
Total Campus Population	5,593



Welch College - 2016

GROUP A OFFENSES	Offense	Rate per 1,000	Cleared	% Cleared
Homicide Offenses (Total)	0	0.0	0	0.0
Murder	0	0.0	0	0.0
Negligent Manslaughter	0	0.0	0	0.0
Negligent Vehicular Manslaughter	0	0.0	0	0.0
Kidnapping/Abduction	0	0.0	0	0.0
Sex Offenses (Forcible) (Total)	0	0.0	0	0.0
Forcible Rape	0	0.0	0	0.0
Forcible Sodomy	0	0.0	0	0.0
Sexual Assault W/Object	0	0.0	0	0.0
Forcible Fondling	0	0.0	0	0.0
Robbery	0	0.0	0	0.0
Assault Offenses (Total)	0	0.0	0	0.0
Aggravated Assault	0	0.0	0	0.0
Simple Assault	0	0.0	0	0.0
Intimidation	0	0.0	0	0.0
Stalking	0	0.0	0	0.0
Arson	0	0.0	0	0.0
Extortion/Blackmail	0	0.0	0	0.0
Burglary	0	0.0	0	0.0
Larceny/Theft Offenses (Total)	0	0.0	0	0.0
Theft - Pocket-picking	0	0.0	0	0.0
Theft - Purse Snatching	0	0.0	0	0.0
Theft - Shoplifting	0	0.0	0	0.0
Theft From Building	0	0.0	0	0.0
Theft From Coin Machine	0	0.0	0	0.0
Theft From Motor Vehicle	0	0.0	0	0.0
Theft of Motor Vehicle Parts	0	0.0	0	0.0
Theft - All Other Larceny	0	0.0	0	0.0
Motor Vehicle Theft	0	0.0	0	0.0
Counterfeiting/Forgery	0	0.0	0	0.0
Fraud Offenses (Total)	0	0.0	0	0.0
Fraud - Computer Hacking/Invasion	0	0.0	0	0.0
Fraud - Credit Card/ATM	0	0.0	0	0.0
Fraud - False Pretenses	0	0.0	0	0.0
Fraud - Identity Theft	0	0.0	0	0.0
Fraud - Impersonation	0	0.0	0	0.0
Fraud - Welfare	0	0.0	0	0.0
Fraud - Wire	0	0.0	0	0.0
Embezzlement	0	0.0	0	0.0
Stolen Property Offenses	0	0.0	0	0.0
Destruction/Damage/Vandalism	0	0.0	0	0.0
Drug/Narcotic Violations (Total)	0	0.0	0	0.0
Drug/Narcotic Violations	0	0.0	0	0.0
Drug/Narcotic Equipment Violations	0	0.0	0	0.0

GROUP A OFFENSES	Offense	Rate per 1,000	Cleared	% Cleared
Sex Offenses (Nonforcible) (Total)	0	0.0	0	0.0
Incest	0	0.0	0	0.0
Statutory Rape	0	0.0	0	0.0
Pornography/Obscene Material	0	0.0	0	0.0
Gambling Offenses (Total)	0	0.0	0	0.0
Gambling - Betting/Wagering	0	0.0	0	0.0
Gambling - Operating/Promoting	0	0.0	0	0.0
Gambling - Equipment Violations	0	0.0	0	0.0
Gambling - Sports Tampering	0	0.0	0	0.0
Prostitution Offenses (Total)	0	0.0	0	0.0
Prostitution	0	0.0	0	0.0
Prostitution Assisting/Promoting	0	0.0	0	0.0
Purchasing Prostitution	0	0.0	0	0.0
Human Trafficking Offenses (Total)	0	0.0	0	0.0
Commercial Sex Acts	0	0.0	0	0.0
Involuntary Servitude	0	0.0	0	0.0
Bribery	0	0.0	0	0.0
Weapon Law Violations	0	0.0	0	0.0
Animal Cruelty	0	0.0	0	0.0

GROUP B OFFENSES	Offenses	Rate per 1,000
Bad Checks	0	0.0
Curfew/Vagrancy	0	0.0
Disorderly Conduct	0	0.0
DUI	0	0.0
Drunkenness	0	0.0
Family-Non Violent	0	0.0
Liquor Law Violations	0	0.0
Peeping Tom	0	0.0
Trespass	0	0.0
All Other Offenses	0	0.0

2016 Fall Term Campus Population	
Undergraduate Enrollment	243
Graduate Enrollment	17
Staff Personnel	32
Faculty Personnel	54
Security Personnel	4
Total Campus Population	350





2016

CRIME ON CAMPUS

- Off-Campus Institutions

American Baptist College - 2016

GROUP A OFFENSES	Total # of Incidents	Total # of Clearances
Arson	0	0
Assault	0	0
Aggravated Assault	0	0
Simple Assault	0	0
Intimidation	0	0
Stalking	0	0
Bribery	0	0
Burglary	0	0
Counterfeiting/Forgery	0	0
Destruction/Damage/Vandalism	0	0
Drug/Narcotic Offenses	0	0
Drug/Narcotic Violations	0	0
Drug/Narcotic Equipment Violations	0	0
Embezzlement	0	0
Extortion/Blackmail	0	0
Fraud Offenses	0	0
Fraud - Computer Hacking/Invasion	0	0
Fraud - Credit Card/ATM	0	0
Fraud - False Pretenses	0	0
Fraud - Identity Theft	0	0
Fraud - Impersonation	0	0
Fraud - Welfare	0	0
Fraud - Wire	0	0
Gambling Offenses	0	0
Gambling - Betting/Wagering	0	0
Gambling - Operating/Promoting	0	0
Gambling - Equipment Violations	0	0
Gambling - Sports Tampering	0	0
Homicide Offenses	0	0
Murder	0	0
Negligent Manslaughter	0	0
Negligent Vehicular Manslaughter	0	0
Motor Vehicle Theft	0	0
Pornography/Obscene Material	0	0
Robbery	0	0
Stolen Property Offenses	0	0
Weapon Law Violations	0	0
Kidnapping/Abduction	0	0

GROUP A OFFENSES	Total # of Incidents	Total # of Clearances
Larceny/Theft Offenses	1	0
Theft - Pocket-picking	0	0
Theft - Purse Snatching	0	0
Theft - Shoplifting	0	0
Theft From Building	0	0
Theft From Coin Machine	0	0
Theft From Motor Vehicle	1	0
Theft of Motor Vehicle Parts	0	0
Theft - All Other Larceny	0	0
Prostitution Offenses	0	0
Prostitution	0	0
Prostitution Assisting/Promoting	0	0
Purchasing Prostitution	0	0
Sex Offenses, Forcible	0	0
Forcible Rape	0	0
Forcible Sodomy	0	0
Sexual Assault W/Object	0	0
Forcible Fondling	0	0
Sex Offenses, Non Forcible	0	0
Incest	0	0
Statutory Rape	0	0
Human Trafficking Offenses	0	0
Commercial Sex Acts	0	0
Involuntary Servitude	0	0

Reporting Agency: Nashville Metro Police Department



Austin Peay State University - 2016

GROUP A OFFENSES	Total # of Incidents	Total # of Clearances
Arson	0	0
Assault	19	10
Aggravated Assault	4	3
Simple Assault	13	6
Intimidation	1	0
Stalking	1	1
Bribery	0	0
Burglary	9	1
Counterfeiting/Forgery	1	0
Destruction/Damage/Vandalism	9	0
Drug/Narcotic Offenses	0	0
Drug/Narcotic Violations	0	0
Drug/Narcotic Equipment Violations	0	0
Embezzlement	0	0
Extortion/Blackmail	1	0
Fraud Offenses	7	1
Fraud - Computer Hacking/Invasion	0	0
Fraud - Credit Card/ATM	1	0
Fraud - False Pretenses	3	0
Fraud - Identity Theft	1	0
Fraud - Impersonation	2	1
Fraud - Welfare	0	0
Fraud - Wire	0	0
Gambling Offenses	0	0
Gambling - Betting/Wagering	0	0
Gambling - Operating/Promoting	0	0
Gambling - Equipment Violations	0	0
Gambling - Sports Tampering	0	0
Homicide Offenses	0	0
Murder	0	0
Negligent Manslaughter	0	0
Negligent Vehicular Manslaughter	0	0
Motor Vehicle Theft	1	0
Pornography/Obscene Material	0	0
Robbery	2	0
Stolen Property Offenses	0	0
Weapon Law Violations	0	0
Kidnapping/Abduction	0	0

GROUP A OFFENSES	Total # of Incidents	Total # of Clearances
Larceny/Theft Offenses	17	0
Theft - Pocket-picking	0	0
Theft - Purse Snatching	0	0
Theft - Shoplifting	0	0
Theft From Building	5	0
Theft From Coin Machine	0	0
Theft From Motor Vehicle	8	0
Theft of Motor Vehicle Parts	1	0
Theft - All Other Larceny	3	0
Prostitution Offenses	0	0
Prostitution	0	0
Prostitution Assisting/Promoting	0	0
Purchasing Prostitution	0	0
Sex Offenses, Forcible	2	0
Forcible Rape	2	0
Forcible Sodomy	0	0
Sexual Assault W/Object	0	0
Forcible Fondling	0	0
Sex Offenses, Non Forcible	0	0
Incest	0	0
Statutory Rape	0	0
Human Trafficking Offenses	0	0
Commercial Sex Acts	0	0
Involuntary Servitude	0	0

Reporting Agency: Clarksville Police Department



Belmont University - 2016

GROUP A OFFENSES	Total # of Incidents	Total # of Clearances
Arson	0	0
Assault	3	2
Aggravated Assault	0	0
Simple Assault	2	1
Intimidation	1	1
Stalking	0	0
Bribery	0	0
Burglary	1	0
Counterfeiting/Forgery	1	0
Destruction/Damage/Vandalism	2	1
Drug/Narcotic Offenses	0	0
Drug/Narcotic Violations	0	0
Drug/Narcotic Equipment Violations	0	0
Embezzlement	0	0
Extortion/Blackmail	0	0
Fraud Offenses	4	0
Fraud - Computer Hacking/Invasion	0	0
Fraud - Credit Card/ATM	0	0
Fraud - False Pretenses	4	0
Fraud - Identity Theft	0	0
Fraud - Impersonation	0	0
Fraud - Welfare	0	0
Fraud - Wire	0	0
Gambling Offenses	0	0
Gambling - Betting/Wagering	0	0
Gambling - Operating/Promoting	0	0
Gambling - Equipment Violations	0	0
Gambling - Sports Tampering	0	0
Homicide Offenses	0	0
Murder	0	0
Negligent Manslaughter	0	0
Negligent Vehicular Manslaughter	0	0
Motor Vehicle Theft	0	0
Pornography/Obscene Material	0	0
Robbery	0	0
Stolen Property Offenses	0	0
Weapon Law Violations	0	0
Kidnapping/Abduction	0	0

GROUP A OFFENSES	Total # of Incidents	Total # of Clearances
Larceny/Theft Offenses	8	0
Theft - Pocket-picking	0	0
Theft - Purse Snatching	0	0
Theft - Shoplifting	0	0
Theft From Building	2	0
Theft From Coin Machine	0	0
Theft From Motor Vehicle	3	0
Theft of Motor Vehicle Parts	0	0
Theft - All Other Larceny	3	0
Prostitution Offenses	0	0
Prostitution	0	0
Prostitution Assisting/Promoting	0	0
Purchasing Prostitution	0	0
Sex Offenses, Forcible	1	1
Forcible Rape	0	0
Forcible Sodomy	0	0
Sexual Assault W/Object	0	0
Forcible Fondling	1	1
Sex Offenses, Non Forcible	0	0
Incest	0	0
Statutory Rape	0	0
Human Trafficking Offenses	0	0
Commercial Sex Acts	0	0
Involuntary Servitude	0	0

Reporting Agency: Nashville Metro Park Police
 Nashville Metro Police Department



Bryan College - 2016

GROUP A OFFENSES	Total # of Incidents	Total # of Clearances
Arson	0	0
Assault	0	0
Aggravated Assault	0	0
Simple Assault	0	0
Intimidation	0	0
Stalking	0	0
Bribery	0	0
Burglary	0	0
Counterfeiting/Forgery	0	0
Destruction/Damage/Vandalism	0	0
Drug/Narcotic Offenses	0	0
Drug/Narcotic Violations	0	0
Drug/Narcotic Equipment Violations	0	0
Embezzlement	0	0
Extortion/Blackmail	0	0
Fraud Offenses	0	0
Fraud - Computer Hacking/Invasion	0	0
Fraud - Credit Card/ATM	0	0
Fraud - False Pretenses	0	0
Fraud - Identity Theft	0	0
Fraud - Impersonation	0	0
Fraud - Welfare	0	0
Fraud - Wire	0	0
Gambling Offenses	0	0
Gambling - Betting/Wagering	0	0
Gambling - Operating/Promoting	0	0
Gambling - Equipment Violations	0	0
Gambling - Sports Tampering	0	0
Homicide Offenses	0	0
Murder	0	0
Negligent Manslaughter	0	0
Negligent Vehicular Manslaughter	0	0
Motor Vehicle Theft	0	0
Pornography/Obscene Material	0	0
Robbery	0	0
Stolen Property Offenses	0	0
Weapon Law Violations	0	0
Kidnapping/Abduction	0	0

GROUP A OFFENSES	Total # of Incidents	Total # of Clearances
Larceny/Theft Offenses	2	0
Theft - Pocket-picking	0	0
Theft - Purse Snatching	0	0
Theft - Shoplifting	0	0
Theft From Building	1	0
Theft From Coin Machine	0	0
Theft From Motor Vehicle	0	0
Theft of Motor Vehicle Parts	0	0
Theft - All Other Larceny	1	0
Prostitution Offenses	0	0
Prostitution	0	0
Prostitution Assisting/Promoting	0	0
Purchasing Prostitution	0	0
Sex Offenses, Forcible	0	0
Forcible Rape	0	0
Forcible Sodomy	0	0
Sexual Assault W/Object	0	0
Forcible Fondling	0	0
Sex Offenses, Non Forcible	0	0
Incest	0	0
Statutory Rape	0	0
Human Trafficking Offenses	0	0
Commercial Sex Acts	0	0
Involuntary Servitude	0	0

Reporting Agency: Dayton Police Department



Carson Newman University - 2016

GROUP A OFFENSES	Total # of Incidents	Total # of Clearances
Arson	0	0
Assault	1	1
Aggravated Assault	0	0
Simple Assault	0	0
Intimidation	0	0
Stalking	1	1
Bribery	0	0
Burglary	1	0
Counterfeiting/Forgery	0	0
Destruction/Damage/Vandalism	1	0
Drug/Narcotic Offenses	0	0
Drug/Narcotic Violations	0	0
Drug/Narcotic Equipment Violations	0	0
Embezzlement	0	0
Extortion/Blackmail	0	0
Fraud Offenses	0	0
Fraud - Computer Hacking/Invasion	0	0
Fraud - Credit Card/ATM	0	0
Fraud - False Pretenses	0	0
Fraud - Identity Theft	0	0
Fraud - Impersonation	0	0
Fraud - Welfare	0	0
Fraud - Wire	0	0
Gambling Offenses	0	0
Gambling - Betting/Wagering	0	0
Gambling - Operating/Promoting	0	0
Gambling - Equipment Violations	0	0
Gambling - Sports Tampering	0	0
Homicide Offenses	0	0
Murder	0	0
Negligent Manslaughter	0	0
Negligent Vehicular Manslaughter	0	0
Motor Vehicle Theft	0	0
Pornography/Obscene Material	0	0
Robbery	0	0
Stolen Property Offenses	0	0
Weapon Law Violations	0	0
Kidnapping/Abduction	0	0

GROUP A OFFENSES	Total # of Incidents	Total # of Clearances
Larceny/Theft Offenses	0	0
Theft - Pocket-picking	0	0
Theft - Purse Snatching	0	0
Theft - Shoplifting	0	0
Theft From Building	0	0
Theft From Coin Machine	0	0
Theft From Motor Vehicle	0	0
Theft of Motor Vehicle Parts	0	0
Theft - All Other Larceny	0	0
Prostitution Offenses	0	0
Prostitution	0	0
Prostitution Assisting/Promoting	0	0
Purchasing Prostitution	0	0
Sex Offenses, Forcible	0	0
Forcible Rape	0	0
Forcible Sodomy	0	0
Sexual Assault W/Object	0	0
Forcible Fondling	0	0
Sex Offenses, Non Forcible	0	0
Incest	0	0
Statutory Rape	0	0
Human Trafficking Offenses	0	0
Commercial Sex Acts	0	0
Involuntary Servitude	0	0

Reporting Agency: Jefferson City Police Department



Christian Brothers University - Campus Police and Safety - 2016

GROUP A OFFENSES	Total # of Incidents	Total # of Clearances
Arson	0	0
Assault	6	0
Aggravated Assault	2	0
Simple Assault	2	0
Intimidation	2	0
Stalking	0	0
Bribery	0	0
Burglary	2	0
Counterfeiting/Forgery	0	0
Destruction/Damage/Vandalism	3	0
Drug/Narcotic Offenses	0	0
Drug/Narcotic Violations	0	0
Drug/Narcotic Equipment Violations	0	0
Embezzlement	0	0
Extortion/Blackmail	0	0
Fraud Offenses	0	0
Fraud - Computer Hacking/Invasion	0	0
Fraud - Credit Card/ATM	0	0
Fraud - False Pretenses	0	0
Fraud - Identity Theft	0	0
Fraud - Impersonation	0	0
Fraud - Welfare	0	0
Fraud - Wire	0	0
Gambling Offenses	0	0
Gambling - Betting/Wagering	0	0
Gambling - Operating/Promoting	0	0
Gambling - Equipment Violations	0	0
Gambling - Sports Tampering	0	0
Homicide Offenses	0	0
Murder	0	0
Negligent Manslaughter	0	0
Negligent Vehicular Manslaughter	0	0
Motor Vehicle Theft	1	1
Pornography/Obscene Material	0	0
Robbery	0	0
Stolen Property Offenses	0	0
Weapon Law Violations	0	0
Kidnapping/Abduction	0	0

GROUP A OFFENSES	Total # of Incidents	Total # of Clearances
Larceny/Theft Offenses	8	0
Theft - Pocket-picking	0	0
Theft - Purse Snatching	0	0
Theft - Shoplifting	0	0
Theft From Building	2	0
Theft From Coin Machine	0	0
Theft From Motor Vehicle	6	0
Theft of Motor Vehicle Parts	0	0
Theft - All Other Larceny	0	0
Prostitution Offenses	0	0
Prostitution	0	0
Prostitution Assisting/Promoting	0	0
Purchasing Prostitution	0	0
Sex Offenses, Forcible	0	0
Forcible Rape	0	0
Forcible Sodomy	0	0
Sexual Assault W/Object	0	0
Forcible Fondling	0	0
Sex Offenses, Non Forcible	0	0
Incest	0	0
Statutory Rape	0	0
Human Trafficking Offenses	0	0
Commercial Sex Acts	0	0
Involuntary Servitude	0	0

Reporting Agency: Memphis Police Department



Cleveland State Community College - 2016

GROUP A OFFENSES	Total # of Incidents	Total # of Clearances
Arson	0	0
Assault	0	0
Aggravated Assault	0	0
Simple Assault	0	0
Intimidation	0	0
Stalking	0	0
Bribery	0	0
Burglary	0	0
Counterfeiting/Forgery	0	0
Destruction/Damage/Vandalism	1	0
Drug/Narcotic Offenses	0	0
Drug/Narcotic Violations	0	0
Drug/Narcotic Equipment Violations	0	0
Embezzlement	0	0
Extortion/Blackmail	0	0
Fraud Offenses	0	0
Fraud - Computer Hacking/Invasion	0	0
Fraud - Credit Card/ATM	0	0
Fraud - False Pretenses	0	0
Fraud - Identity Theft	0	0
Fraud - Impersonation	0	0
Fraud - Welfare	0	0
Fraud - Wire	0	0
Gambling Offenses	0	0
Gambling - Betting/Wagering	0	0
Gambling - Operating/Promoting	0	0
Gambling - Equipment Violations	0	0
Gambling - Sports Tampering	0	0
Homicide Offenses	0	0
Murder	0	0
Negligent Manslaughter	0	0
Negligent Vehicular Manslaughter	0	0
Motor Vehicle Theft	0	0
Pornography/Obscene Material	0	0
Robbery	0	0
Stolen Property Offenses	0	0
Weapon Law Violations	0	0
Kidnapping/Abduction	0	0

GROUP A OFFENSES	Total # of Incidents	Total # of Clearances
Larceny/Theft Offenses	0	0
Theft - Pocket-picking	0	0
Theft - Purse Snatching	0	0
Theft - Shoplifting	0	0
Theft From Building	0	0
Theft From Coin Machine	0	0
Theft From Motor Vehicle	0	0
Theft of Motor Vehicle Parts	0	0
Theft - All Other Larceny	0	0
Prostitution Offenses	0	0
Prostitution	0	0
Prostitution Assisting/Promoting	0	0
Purchasing Prostitution	0	0
Sex Offenses, Forcible	0	0
Forcible Rape	0	0
Forcible Sodomy	0	0
Sexual Assault W/Object	0	0
Forcible Fondling	0	0
Sex Offenses, Non Forcible	0	0
Incest	0	0
Statutory Rape	0	0
Human Trafficking Offenses	0	0
Commercial Sex Acts	0	0
Involuntary Servitude	0	0

Reporting Agency: Cleveland Police Department



East Tennessee State University - 2016

GROUP A OFFENSES	Total # of Incidents	Total # of Clearances
Arson	0	0
Assault	24	21
Aggravated Assault	2	2
Simple Assault	20	17
Intimidation	2	2
Stalking	0	0
Bribery	0	0
Burglary	8	3
Counterfeiting/Forgery	0	0
Destruction/Damage/Vandalism	20	5
Drug/Narcotic Offenses	0	0
Drug/Narcotic Violations	0	0
Drug/Narcotic Equipment Violations	0	0
Embezzlement	0	0
Extortion/Blackmail	0	0
Fraud Offenses	10	10
Fraud - Computer Hacking/Invasion	0	0
Fraud - Credit Card/ATM	6	6
Fraud - False Pretenses	0	0
Fraud - Identity Theft	4	4
Fraud - Impersonation	0	0
Fraud - Welfare	0	0
Fraud - Wire	0	0
Gambling Offenses	0	0
Gambling - Betting/Wagering	0	0
Gambling - Operating/Promoting	0	0
Gambling - Equipment Violations	0	0
Gambling - Sports Tampering	0	0
Homicide Offenses	0	0
Murder	0	0
Negligent Manslaughter	0	0
Negligent Vehicular Manslaughter	0	0
Motor Vehicle Theft	0	0
Pornography/Obscene Material	0	0
Robbery	2	2
Stolen Property Offenses	0	0
Weapon Law Violations	0	0
Kidnapping/Abduction	0	0

GROUP A OFFENSES	Total # of Incidents	Total # of Clearances
Larceny/Theft Offenses	29	6
Theft - Pocket-picking	0	0
Theft - Purse Snatching	0	0
Theft - Shoplifting	0	0
Theft From Building	8	4
Theft From Coin Machine	0	0
Theft From Motor Vehicle	13	2
Theft of Motor Vehicle Parts	4	0
Theft - All Other Larceny	4	0
Prostitution Offenses	0	0
Prostitution	0	0
Prostitution Assisting/Promoting	0	0
Purchasing Prostitution	0	0
Sex Offenses, Forcible	2	2
Forcible Rape	2	2
Forcible Sodomy	0	0
Sexual Assault W/Object	0	0
Forcible Fondling	0	0
Sex Offenses, Non Forcible	0	0
Incest	0	0
Statutory Rape	0	0
Human Trafficking Offenses	0	0
Commercial Sex Acts	0	0
Involuntary Servitude	0	0

Reporting Agency: Washington County Sheriff's Office
 Johnson City Police Department



Fisk University - 2016

GROUP A OFFENSES	Total # of Incidents	Total # of Clearances
Arson	0	0
Assault	2	0
Aggravated Assault	1	0
Simple Assault	1	0
Intimidation	0	0
Stalking	0	0
Bribery	0	0
Burglary	1	0
Counterfeiting/Forgery	0	0
Destruction/Damage/Vandalism	1	0
Drug/Narcotic Offenses	0	0
Drug/Narcotic Violations	0	0
Drug/Narcotic Equipment Violations	0	0
Embezzlement	0	0
Extortion/Blackmail	0	0
Fraud Offenses	0	0
Fraud - Computer Hacking/Invasion	0	0
Fraud - Credit Card/ATM	0	0
Fraud - False Pretenses	0	0
Fraud - Identity Theft	0	0
Fraud - Impersonation	0	0
Fraud - Welfare	0	0
Fraud - Wire	0	0
Gambling Offenses	0	0
Gambling - Betting/Wagering	0	0
Gambling - Operating/Promoting	0	0
Gambling - Equipment Violations	0	0
Gambling - Sports Tampering	0	0
Homicide Offenses	0	0
Murder	0	0
Negligent Manslaughter	0	0
Negligent Vehicular Manslaughter	0	0
Motor Vehicle Theft	0	0
Pornography/Obscene Material	0	0
Robbery	2	0
Stolen Property Offenses	0	0
Weapon Law Violations	0	0
Kidnapping/Abduction	0	0

GROUP A OFFENSES	Total # of Incidents	Total # of Clearances
Larceny/Theft Offenses	3	0
Theft - Pocket-picking	0	0
Theft - Purse Snatching	0	0
Theft - Shoplifting	0	0
Theft From Building	1	0
Theft From Coin Machine	0	0
Theft From Motor Vehicle	1	0
Theft of Motor Vehicle Parts	1	0
Theft - All Other Larceny	0	0
Prostitution Offenses	0	0
Prostitution	0	0
Prostitution Assisting/Promoting	0	0
Purchasing Prostitution	0	0
Sex Offenses, Forcible	0	0
Forcible Rape	0	0
Forcible Sodomy	0	0
Sexual Assault W/Object	0	0
Forcible Fondling	0	0
Sex Offenses, Non Forcible	0	0
Incest	0	0
Statutory Rape	0	0
Human Trafficking Offenses	0	0
Commercial Sex Acts	0	0
Involuntary Servitude	0	0

Reporting Agency: Nashville Metro Police Department



Harding School of Theology - 2016

GROUP A OFFENSES	Total # of Incidents	Total # of Clearances
Arson	0	0
Assault	2	0
Aggravated Assault	1	0
Simple Assault	1	0
Intimidation	0	0
Stalking	0	0
Bribery	0	0
Burglary	0	0
Counterfeiting/Forgery	0	0
Destruction/Damage/Vandalism	0	0
Drug/Narcotic Offenses	0	0
Drug/Narcotic Violations	0	0
Drug/Narcotic Equipment Violations	0	0
Embezzlement	0	0
Extortion/Blackmail	0	0
Fraud Offenses	0	0
Fraud - Computer Hacking/Invasion	0	0
Fraud - Credit Card/ATM	0	0
Fraud - False Pretenses	0	0
Fraud - Identity Theft	0	0
Fraud - Impersonation	0	0
Fraud - Welfare	0	0
Fraud - Wire	0	0
Gambling Offenses	0	0
Gambling - Betting/Wagering	0	0
Gambling - Operating/Promoting	0	0
Gambling - Equipment Violations	0	0
Gambling - Sports Tampering	0	0
Homicide Offenses	0	0
Murder	0	0
Negligent Manslaughter	0	0
Negligent Vehicular Manslaughter	0	0
Motor Vehicle Theft	0	0
Pornography/Obscene Material	0	0
Robbery	0	0
Stolen Property Offenses	0	0
Weapon Law Violations	0	0
Kidnapping/Abduction	0	0

GROUP A OFFENSES	Total # of Incidents	Total # of Clearances
Larceny/Theft Offenses	1	0
Theft - Pocket-picking	0	0
Theft - Purse Snatching	0	0
Theft - Shoplifting	0	0
Theft From Building	1	0
Theft From Coin Machine	0	0
Theft From Motor Vehicle	0	0
Theft of Motor Vehicle Parts	0	0
Theft - All Other Larceny	0	0
Prostitution Offenses	0	0
Prostitution	0	0
Prostitution Assisting/Promoting	0	0
Purchasing Prostitution	0	0
Sex Offenses, Forcible	0	0
Forcible Rape	0	0
Forcible Sodomy	0	0
Sexual Assault W/Object	0	0
Forcible Fondling	0	0
Sex Offenses, Non Forcible	0	0
Incest	0	0
Statutory Rape	0	0
Human Trafficking Offenses	0	0
Commercial Sex Acts	0	0
Involuntary Servitude	0	0

Reporting Agency: Memphis Police Department



King University - 2016

GROUP A OFFENSES	Total # of Incidents	Total # of Clearances
Arson	0	0
Assault	0	0
Aggravated Assault	0	0
Simple Assault	0	0
Intimidation	0	0
Stalking	0	0
Bribery	0	0
Burglary	0	0
Counterfeiting/Forgery	0	0
Destruction/Damage/Vandalism	1	1
Drug/Narcotic Offenses	0	0
Drug/Narcotic Violations	0	0
Drug/Narcotic Equipment Violations	0	0
Embezzlement	0	0
Extortion/Blackmail	0	0
Fraud Offenses	0	0
Fraud - Computer Hacking/Invasion	0	0
Fraud - Credit Card/ATM	0	0
Fraud - False Pretenses	0	0
Fraud - Identity Theft	0	0
Fraud - Impersonation	0	0
Fraud - Welfare	0	0
Fraud - Wire	0	0
Gambling Offenses	0	0
Gambling - Betting/Wagering	0	0
Gambling - Operating/Promoting	0	0
Gambling - Equipment Violations	0	0
Gambling - Sports Tampering	0	0
Homicide Offenses	0	0
Murder	0	0
Negligent Manslaughter	0	0
Negligent Vehicular Manslaughter	0	0
Motor Vehicle Theft	0	0
Pornography/Obscene Material	0	0
Robbery	0	0
Stolen Property Offenses	0	0
Weapon Law Violations	0	0
Kidnapping/Abduction	0	0

GROUP A OFFENSES	Total # of Incidents	Total # of Clearances
Larceny/Theft Offenses	1	1
Theft - Pocket-picking	0	0
Theft - Purse Snatching	0	0
Theft - Shoplifting	0	0
Theft From Building	1	1
Theft From Coin Machine	0	0
Theft From Motor Vehicle	0	0
Theft of Motor Vehicle Parts	0	0
Theft - All Other Larceny	0	0
Prostitution Offenses	0	0
Prostitution	0	0
Prostitution Assisting/Promoting	0	0
Purchasing Prostitution	0	0
Sex Offenses, Forcible	0	0
Forcible Rape	0	0
Forcible Sodomy	0	0
Sexual Assault W/Object	0	0
Forcible Fondling	0	0
Sex Offenses, Non Forcible	0	0
Incest	0	0
Statutory Rape	0	0
Human Trafficking Offenses	0	0
Commercial Sex Acts	0	0
Involuntary Servitude	0	0

Reporting Agency: Bristol Police Department



Lee University - 2016

GROUP A OFFENSES	Total # of Incidents	Total # of Clearances
Arson	0	0
Assault	0	0
Aggravated Assault	0	0
Simple Assault	0	0
Intimidation	0	0
Stalking	0	0
Bribery	0	0
Burglary	2	0
Counterfeiting/Forgery	0	0
Destruction/Damage/Vandalism	1	1
Drug/Narcotic Offenses	0	0
Drug/Narcotic Violations	0	0
Drug/Narcotic Equipment Violations	0	0
Embezzlement	0	0
Extortion/Blackmail	0	0
Fraud Offenses	0	0
Fraud - Computer Hacking/Invasion	0	0
Fraud - Credit Card/ATM	0	0
Fraud - False Pretenses	0	0
Fraud - Identity Theft	0	0
Fraud - Impersonation	0	0
Fraud - Welfare	0	0
Fraud - Wire	0	0
Gambling Offenses	0	0
Gambling - Betting/Wagering	0	0
Gambling - Operating/Promoting	0	0
Gambling - Equipment Violations	0	0
Gambling - Sports Tampering	0	0
Homicide Offenses	0	0
Murder	0	0
Negligent Manslaughter	0	0
Negligent Vehicular Manslaughter	0	0
Motor Vehicle Theft	0	0
Pornography/Obscene Material	0	0
Robbery	0	0
Stolen Property Offenses	0	0
Weapon Law Violations	0	0
Kidnapping/Abduction	0	0

GROUP A OFFENSES	Total # of Incidents	Total # of Clearances
Larceny/Theft Offenses	0	0
Theft - Pocket-picking	0	0
Theft - Purse Snatching	0	0
Theft - Shoplifting	0	0
Theft From Building	0	0
Theft From Coin Machine	0	0
Theft From Motor Vehicle	0	0
Theft of Motor Vehicle Parts	0	0
Theft - All Other Larceny	0	0
Prostitution Offenses	0	0
Prostitution	0	0
Prostitution Assisting/Promoting	0	0
Purchasing Prostitution	0	0
Sex Offenses, Forcible	0	0
Forcible Rape	0	0
Forcible Sodomy	0	0
Sexual Assault W/Object	0	0
Forcible Fondling	0	0
Sex Offenses, Non Forcible	0	0
Incest	0	0
Statutory Rape	0	0
Human Trafficking Offenses	0	0
Commercial Sex Acts	0	0
Involuntary Servitude	0	0

Reporting Agency: Cleveland Police Department



LeMoyne-Owen College - 2016

GROUP A OFFENSES	Total # of Incidents	Total # of Clearances
Arson	0	0
Assault	7	1
Aggravated Assault	1	0
Simple Assault	4	1
Intimidation	2	0
Stalking	0	0
Bribery	0	0
Burglary	1	0
Counterfeiting/Forgery	1	0
Destruction/Damage/Vandalism	1	1
Drug/Narcotic Offenses	0	0
Drug/Narcotic Violations	0	0
Drug/Narcotic Equipment Violations	0	0
Embezzlement	0	0
Extortion/Blackmail	0	0
Fraud Offenses	3	0
Fraud - Computer Hacking/Invasion	0	0
Fraud - Credit Card/ATM	2	0
Fraud - False Pretenses	0	0
Fraud - Identity Theft	1	0
Fraud - Impersonation	0	0
Fraud - Welfare	0	0
Fraud - Wire	0	0
Gambling Offenses	0	0
Gambling - Betting/Wagering	0	0
Gambling - Operating/Promoting	0	0
Gambling - Equipment Violations	0	0
Gambling - Sports Tampering	0	0
Homicide Offenses	1	0
Murder	1	0
Negligent Manslaughter	0	0
Negligent Vehicular Manslaughter	0	0
Motor Vehicle Theft	0	0
Pornography/Obscene Material	0	0
Robbery	1	0
Stolen Property Offenses	0	0
Weapon Law Violations	0	0
Kidnapping/Abduction	0	0

GROUP A OFFENSES	Total # of Incidents	Total # of Clearances
Larceny/Theft Offenses	4	0
Theft - Pocket-picking	0	0
Theft - Purse Snatching	0	0
Theft - Shoplifting	0	0
Theft From Building	1	0
Theft From Coin Machine	0	0
Theft From Motor Vehicle	2	0
Theft of Motor Vehicle Parts	1	0
Theft - All Other Larceny	0	0
Prostitution Offenses	0	0
Prostitution	0	0
Prostitution Assisting/Promoting	0	0
Purchasing Prostitution	0	0
Sex Offenses, Forcible	0	0
Forcible Rape	0	0
Forcible Sodomy	0	0
Sexual Assault W/Object	0	0
Forcible Fondling	0	0
Sex Offenses, Non Forcible	0	0
Incest	0	0
Statutory Rape	0	0
Human Trafficking Offenses	0	0
Commercial Sex Acts	0	0
Involuntary Servitude	0	0

Reporting Agency: Memphis Police Department



Lipscomb University - 2016

GROUP A OFFENSES	Total # of Incidents	Total # of Clearances
Arson	0	0
Assault	0	0
Aggravated Assault	0	0
Simple Assault	0	0
Intimidation	0	0
Stalking	0	0
Bribery	0	0
Burglary	1	0
Counterfeiting/Forgery	0	0
Destruction/Damage/Vandalism	2	0
Drug/Narcotic Offenses	0	0
Drug/Narcotic Violations	0	0
Drug/Narcotic Equipment Violations	0	0
Embezzlement	0	0
Extortion/Blackmail	0	0
Fraud Offenses	0	0
Fraud - Computer Hacking/Invasion	0	0
Fraud - Credit Card/ATM	0	0
Fraud - False Pretenses	0	0
Fraud - Identity Theft	0	0
Fraud - Impersonation	0	0
Fraud - Welfare	0	0
Fraud - Wire	0	0
Gambling Offenses	0	0
Gambling - Betting/Wagering	0	0
Gambling - Operating/Promoting	0	0
Gambling - Equipment Violations	0	0
Gambling - Sports Tampering	0	0
Homicide Offenses	0	0
Murder	0	0
Negligent Manslaughter	0	0
Negligent Vehicular Manslaughter	0	0
Motor Vehicle Theft	0	0
Pornography/Obscene Material	0	0
Robbery	0	0
Stolen Property Offenses	0	0
Weapon Law Violations	0	0
Kidnapping/Abduction	0	0

GROUP A OFFENSES	Total # of Incidents	Total # of Clearances
Larceny/Theft Offenses	0	0
Theft - Pocket-picking	0	0
Theft - Purse Snatching	0	0
Theft - Shoplifting	0	0
Theft From Building	0	0
Theft From Coin Machine	0	0
Theft From Motor Vehicle	0	0
Theft of Motor Vehicle Parts	0	0
Theft - All Other Larceny	0	0
Prostitution Offenses	0	0
Prostitution	0	0
Prostitution Assisting/Promoting	0	0
Purchasing Prostitution	0	0
Sex Offenses, Forcible	0	0
Forcible Rape	0	0
Forcible Sodomy	0	0
Sexual Assault W/Object	0	0
Forcible Fondling	0	0
Sex Offenses, Non Forcible	0	0
Incest	0	0
Statutory Rape	0	0
Human Trafficking Offenses	0	0
Commercial Sex Acts	0	0
Involuntary Servitude	0	0

Reporting Agency: Nashville Metro Police Department



Martin Methodist College - 2016

GROUP A OFFENSES	Total # of Incidents	Total # of Clearances
Arson	0	0
Assault	1	1
Aggravated Assault	1	1
Simple Assault	0	0
Intimidation	0	0
Stalking	0	0
Bribery	0	0
Burglary	0	0
Counterfeiting/Forgery	0	0
Destruction/Damage/Vandalism	0	0
Drug/Narcotic Offenses	0	0
Drug/Narcotic Violations	0	0
Drug/Narcotic Equipment Violations	0	0
Embezzlement	0	0
Extortion/Blackmail	0	0
Fraud Offenses	0	0
Fraud - Computer Hacking/Invasion	0	0
Fraud - Credit Card/ATM	0	0
Fraud - False Pretenses	0	0
Fraud - Identity Theft	0	0
Fraud - Impersonation	0	0
Fraud - Welfare	0	0
Fraud - Wire	0	0
Gambling Offenses	0	0
Gambling - Betting/Wagering	0	0
Gambling - Operating/Promoting	0	0
Gambling - Equipment Violations	0	0
Gambling - Sports Tampering	0	0
Homicide Offenses	0	0
Murder	0	0
Negligent Manslaughter	0	0
Negligent Vehicular Manslaughter	0	0
Motor Vehicle Theft	0	0
Pornography/Obscene Material	0	0
Robbery	0	0
Stolen Property Offenses	0	0
Weapon Law Violations	0	0
Kidnapping/Abduction	0	0

GROUP A OFFENSES	Total # of Incidents	Total # of Clearances
Larceny/Theft Offenses	0	0
Theft - Pocket-picking	0	0
Theft - Purse Snatching	0	0
Theft - Shoplifting	0	0
Theft From Building	0	0
Theft From Coin Machine	0	0
Theft From Motor Vehicle	0	0
Theft of Motor Vehicle Parts	0	0
Theft - All Other Larceny	0	0
Prostitution Offenses	0	0
Prostitution	0	0
Prostitution Assisting/Promoting	0	0
Purchasing Prostitution	0	0
Sex Offenses, Forcible	0	0
Forcible Rape	0	0
Forcible Sodomy	0	0
Sexual Assault W/Object	0	0
Forcible Fondling	0	0
Sex Offenses, Non Forcible	0	0
Incest	0	0
Statutory Rape	0	0
Human Trafficking Offenses	0	0
Commercial Sex Acts	0	0
Involuntary Servitude	0	0

Reporting Agency: Pulaski Police Department



Meharry Medical College - 2016

GROUP A OFFENSES	Total # of Incidents	Total # of Clearances
Arson	0	0
Assault	1	1
Aggravated Assault	0	0
Simple Assault	1	1
Intimidation	0	0
Stalking	0	0
Bribery	0	0
Burglary	0	0
Counterfeiting/Forgery	0	0
Destruction/Damage/Vandalism	1	1
Drug/Narcotic Offenses	0	0
Drug/Narcotic Violations	0	0
Drug/Narcotic Equipment Violations	0	0
Embezzlement	0	0
Extortion/Blackmail	0	0
Fraud Offenses	0	0
Fraud - Computer Hacking/Invasion	0	0
Fraud - Credit Card/ATM	0	0
Fraud - False Pretenses	0	0
Fraud - Identity Theft	0	0
Fraud - Impersonation	0	0
Fraud - Welfare	0	0
Fraud - Wire	0	0
Gambling Offenses	0	0
Gambling - Betting/Wagering	0	0
Gambling - Operating/Promoting	0	0
Gambling - Equipment Violations	0	0
Gambling - Sports Tampering	0	0
Homicide Offenses	0	0
Murder	0	0
Negligent Manslaughter	0	0
Negligent Vehicular Manslaughter	0	0
Motor Vehicle Theft	0	0
Pornography/Obscene Material	0	0
Robbery	0	0
Stolen Property Offenses	0	0
Weapon Law Violations	0	0
Kidnapping/Abduction	0	0

GROUP A OFFENSES	Total # of Incidents	Total # of Clearances
Larceny/Theft Offenses	3	0
Theft - Pocket-picking	0	0
Theft - Purse Snatching	0	0
Theft - Shoplifting	0	0
Theft From Building	2	0
Theft From Coin Machine	0	0
Theft From Motor Vehicle	1	0
Theft of Motor Vehicle Parts	0	0
Theft - All Other Larceny	0	0
Prostitution Offenses	0	0
Prostitution	0	0
Prostitution Assisting/Promoting	0	0
Purchasing Prostitution	0	0
Sex Offenses, Forcible	0	0
Forcible Rape	0	0
Forcible Sodomy	0	0
Sexual Assault W/Object	0	0
Forcible Fondling	0	0
Sex Offenses, Non Forcible	0	0
Incest	0	0
Statutory Rape	0	0
Human Trafficking Offenses	0	0
Commercial Sex Acts	0	0
Involuntary Servitude	0	0

Reporting Agency: Nashville Metro Police Department



Memphis College of Art - 2016

GROUP A OFFENSES	Total # of Incidents	Total # of Clearances
Arson	0	0
Assault	0	0
Aggravated Assault	0	0
Simple Assault	0	0
Intimidation	0	0
Stalking	0	0
Bribery	0	0
Burglary	1	0
Counterfeiting/Forgery	0	0
Destruction/Damage/Vandalism	3	0
Drug/Narcotic Offenses	0	0
Drug/Narcotic Violations	0	0
Drug/Narcotic Equipment Violations	0	0
Embezzlement	0	0
Extortion/Blackmail	0	0
Fraud Offenses	0	0
Fraud - Computer Hacking/Invasion	0	0
Fraud - Credit Card/ATM	0	0
Fraud - False Pretenses	0	0
Fraud - Identity Theft	0	0
Fraud - Impersonation	0	0
Fraud - Welfare	0	0
Fraud - Wire	0	0
Gambling Offenses	0	0
Gambling - Betting/Wagering	0	0
Gambling - Operating/Promoting	0	0
Gambling - Equipment Violations	0	0
Gambling - Sports Tampering	0	0
Homicide Offenses	0	0
Murder	0	0
Negligent Manslaughter	0	0
Negligent Vehicular Manslaughter	0	0
Motor Vehicle Theft	1	0
Pornography/Obscene Material	0	0
Robbery	0	0
Stolen Property Offenses	0	0
Weapon Law Violations	0	0
Kidnapping/Abduction	0	0

GROUP A OFFENSES	Total # of Incidents	Total # of Clearances
Larceny/Theft Offenses	2	0
Theft - Pocket-picking	0	0
Theft - Purse Snatching	0	0
Theft - Shoplifting	0	0
Theft From Building	2	0
Theft From Coin Machine	0	0
Theft From Motor Vehicle	0	0
Theft of Motor Vehicle Parts	0	0
Theft - All Other Larceny	0	0
Prostitution Offenses	0	0
Prostitution	0	0
Prostitution Assisting/Promoting	0	0
Purchasing Prostitution	0	0
Sex Offenses, Forcible	0	0
Forcible Rape	0	0
Forcible Sodomy	0	0
Sexual Assault W/Object	0	0
Forcible Fondling	0	0
Sex Offenses, Non Forcible	0	0
Incest	0	0
Statutory Rape	0	0
Human Trafficking Offenses	0	0
Commercial Sex Acts	0	0
Involuntary Servitude	0	0

Reporting Agency: Memphis Police Department



Middle Tennessee State University - 2016

GROUP A OFFENSES	Total # of Incidents	Total # of Clearances
Arson	0	0
Assault	0	0
Aggravated Assault	0	0
Simple Assault	0	0
Intimidation	0	0
Stalking	0	0
Bribery	0	0
Burglary	0	0
Counterfeiting/Forgery	0	0
Destruction/Damage/Vandalism	0	0
Drug/Narcotic Offenses	0	0
Drug/Narcotic Violations	0	0
Drug/Narcotic Equipment Violations	0	0
Embezzlement	0	0
Extortion/Blackmail	0	0
Fraud Offenses	0	0
Fraud - Computer Hacking/Invasion	0	0
Fraud - Credit Card/ATM	0	0
Fraud - False Pretenses	0	0
Fraud - Identity Theft	0	0
Fraud - Impersonation	0	0
Fraud - Welfare	0	0
Fraud - Wire	0	0
Gambling Offenses	0	0
Gambling - Betting/Wagering	0	0
Gambling - Operating/Promoting	0	0
Gambling - Equipment Violations	0	0
Gambling - Sports Tampering	0	0
Homicide Offenses	0	0
Murder	0	0
Negligent Manslaughter	0	0
Negligent Vehicular Manslaughter	0	0
Motor Vehicle Theft	0	0
Pornography/Obscene Material	0	0
Robbery	0	0
Stolen Property Offenses	0	0
Weapon Law Violations	0	0
Kidnapping/Abduction	0	0

GROUP A OFFENSES	Total # of Incidents	Total # of Clearances
Larceny/Theft Offenses	1	0
Theft - Pocket-picking	0	0
Theft - Purse Snatching	0	0
Theft - Shoplifting	0	0
Theft From Building	1	0
Theft From Coin Machine	0	0
Theft From Motor Vehicle	0	0
Theft of Motor Vehicle Parts	0	0
Theft - All Other Larceny	0	0
Prostitution Offenses	0	0
Prostitution	0	0
Prostitution Assisting/Promoting	0	0
Purchasing Prostitution	0	0
Sex Offenses, Forcible	0	0
Forcible Rape	0	0
Forcible Sodomy	0	0
Sexual Assault W/Object	0	0
Forcible Fondling	0	0
Sex Offenses, Non Forcible	0	0
Incest	0	0
Statutory Rape	0	0
Human Trafficking Offenses	0	0
Commercial Sex Acts	0	0
Involuntary Servitude	0	0

Reporting Agency: Murfreesboro Police Department



Nashville State Community College - 2016

GROUP A OFFENSES	Total # of Incidents	Total # of Clearances
Arson	0	0
Assault	1	1
Aggravated Assault	0	0
Simple Assault	0	0
Intimidation	1	1
Stalking	0	0
Bribery	0	0
Burglary	1	0
Counterfeiting/Forgery	0	0
Destruction/Damage/Vandalism	0	0
Drug/Narcotic Offenses	0	0
Drug/Narcotic Violations	0	0
Drug/Narcotic Equipment Violations	0	0
Embezzlement	0	0
Extortion/Blackmail	0	0
Fraud Offenses	0	0
Fraud - Computer Hacking/Invasion	0	0
Fraud - Credit Card/ATM	0	0
Fraud - False Pretenses	0	0
Fraud - Identity Theft	0	0
Fraud - Impersonation	0	0
Fraud - Welfare	0	0
Fraud - Wire	0	0
Gambling Offenses	0	0
Gambling - Betting/Wagering	0	0
Gambling - Operating/Promoting	0	0
Gambling - Equipment Violations	0	0
Gambling - Sports Tampering	0	0
Homicide Offenses	0	0
Murder	0	0
Negligent Manslaughter	0	0
Negligent Vehicular Manslaughter	0	0
Motor Vehicle Theft	0	0
Pornography/Obscene Material	0	0
Robbery	1	0
Stolen Property Offenses	0	0
Weapon Law Violations	0	0
Kidnapping/Abduction	0	0

GROUP A OFFENSES	Total # of Incidents	Total # of Clearances
Larceny/Theft Offenses	4	0
Theft - Pocket-picking	0	0
Theft - Purse Snatching	0	0
Theft - Shoplifting	0	0
Theft From Building	1	0
Theft From Coin Machine	0	0
Theft From Motor Vehicle	2	0
Theft of Motor Vehicle Parts	1	0
Theft - All Other Larceny	0	0
Prostitution Offenses	0	0
Prostitution	0	0
Prostitution Assisting/Promoting	0	0
Purchasing Prostitution	0	0
Sex Offenses, Forcible	1	1
Forcible Rape	1	1
Forcible Sodomy	0	0
Sexual Assault W/Object	0	0
Forcible Fondling	0	0
Sex Offenses, Non Forcible	0	0
Incest	0	0
Statutory Rape	0	0
Human Trafficking Offenses	0	0
Commercial Sex Acts	0	0
Involuntary Servitude	0	0

Reporting Agency: Nashville Metro Police Department



Northeast State Community College - 2016

GROUP A OFFENSES	Total # of Incidents	Total # of Clearances
Arson	0	0
Assault	2	2
Aggravated Assault	0	0
Simple Assault	0	0
Intimidation	2	2
Stalking	0	0
Bribery	0	0
Burglary	0	0
Counterfeiting/Forgery	0	0
Destruction/Damage/Vandalism	1	1
Drug/Narcotic Offenses	0	0
Drug/Narcotic Violations	0	0
Drug/Narcotic Equipment Violations	0	0
Embezzlement	0	0
Extortion/Blackmail	0	0
Fraud Offenses	0	0
Fraud - Computer Hacking/Invasion	0	0
Fraud - Credit Card/ATM	0	0
Fraud - False Pretenses	0	0
Fraud - Identity Theft	0	0
Fraud - Impersonation	0	0
Fraud - Welfare	0	0
Fraud - Wire	0	0
Gambling Offenses	0	0
Gambling - Betting/Wagering	0	0
Gambling - Operating/Promoting	0	0
Gambling - Equipment Violations	0	0
Gambling - Sports Tampering	0	0
Homicide Offenses	0	0
Murder	0	0
Negligent Manslaughter	0	0
Negligent Vehicular Manslaughter	0	0
Motor Vehicle Theft	0	0
Pornography/Obscene Material	0	0
Robbery	0	0
Stolen Property Offenses	0	0
Weapon Law Violations	0	0
Kidnapping/Abduction	0	0

GROUP A OFFENSES	Total # of Incidents	Total # of Clearances
Larceny/Theft Offenses	1	0
Theft - Pocket-picking	0	0
Theft - Purse Snatching	0	0
Theft - Shoplifting	0	0
Theft From Building	0	0
Theft From Coin Machine	0	0
Theft From Motor Vehicle	0	0
Theft of Motor Vehicle Parts	0	0
Theft - All Other Larceny	1	0
Prostitution Offenses	0	0
Prostitution	0	0
Prostitution Assisting/Promoting	0	0
Purchasing Prostitution	0	0
Sex Offenses, Forcible	0	0
Forcible Rape	0	0
Forcible Sodomy	0	0
Sexual Assault W/Object	0	0
Forcible Fondling	0	0
Sex Offenses, Non Forcible	0	0
Incest	0	0
Statutory Rape	0	0
Human Trafficking Offenses	0	0
Commercial Sex Acts	0	0
Involuntary Servitude	0	0

Reporting Agency: Sullivan County Sheriff's Office
 Bristol Police Department



Rhodes College - 2016

GROUP A OFFENSES	Total # of Incidents	Total # of Clearances
Arson	0	0
Assault	1	0
Aggravated Assault	0	0
Simple Assault	1	0
Intimidation	0	0
Stalking	0	0
Bribery	0	0
Burglary	5	0
Counterfeiting/Forgery	1	0
Destruction/Damage/Vandalism	3	0
Drug/Narcotic Offenses	0	0
Drug/Narcotic Violations	0	0
Drug/Narcotic Equipment Violations	0	0
Embezzlement	0	0
Extortion/Blackmail	0	0
Fraud Offenses	3	0
Fraud - Computer Hacking/Invasion	0	0
Fraud - Credit Card/ATM	2	0
Fraud - False Pretenses	0	0
Fraud - Identity Theft	1	0
Fraud - Impersonation	0	0
Fraud - Welfare	0	0
Fraud - Wire	0	0
Gambling Offenses	0	0
Gambling - Betting/Wagering	0	0
Gambling - Operating/Promoting	0	0
Gambling - Equipment Violations	0	0
Gambling - Sports Tampering	0	0
Homicide Offenses	0	0
Murder	0	0
Negligent Manslaughter	0	0
Negligent Vehicular Manslaughter	0	0
Motor Vehicle Theft	0	0
Pornography/Obscene Material	0	0
Robbery	0	0
Stolen Property Offenses	0	0
Weapon Law Violations	0	0
Kidnapping/Abduction	0	0

GROUP A OFFENSES	Total # of Incidents	Total # of Clearances
Larceny/Theft Offenses	11	0
Theft - Pocket-picking	0	0
Theft - Purse Snatching	0	0
Theft - Shoplifting	0	0
Theft From Building	2	0
Theft From Coin Machine	0	0
Theft From Motor Vehicle	7	0
Theft of Motor Vehicle Parts	1	0
Theft - All Other Larceny	1	0
Prostitution Offenses	0	0
Prostitution	0	0
Prostitution Assisting/Promoting	0	0
Purchasing Prostitution	0	0
Sex Offenses, Forcible	0	0
Forcible Rape	0	0
Forcible Sodomy	0	0
Sexual Assault W/Object	0	0
Forcible Fondling	0	0
Sex Offenses, Non Forcible	0	0
Incest	0	0
Statutory Rape	0	0
Human Trafficking Offenses	0	0
Commercial Sex Acts	0	0
Involuntary Servitude	0	0

Reporting Agency: Shelby County Sheriff's Office
 Memphis Police Department



Southern College of Optometry - 2016

GROUP A OFFENSES	Total # of Incidents	Total # of Clearances
Arson	0	0
Assault	1	1
Aggravated Assault	0	0
Simple Assault	1	1
Intimidation	0	0
Stalking	0	0
Bribery	0	0
Burglary	0	0
Counterfeiting/Forgery	0	0
Destruction/Damage/Vandalism	0	0
Drug/Narcotic Offenses	0	0
Drug/Narcotic Violations	0	0
Drug/Narcotic Equipment Violations	0	0
Embezzlement	0	0
Extortion/Blackmail	0	0
Fraud Offenses	7	0
Fraud - Computer Hacking/Invasion	0	0
Fraud - Credit Card/ATM	0	0
Fraud - False Pretenses	0	0
Fraud - Identity Theft	0	0
Fraud - Impersonation	7	0
Fraud - Welfare	0	0
Fraud - Wire	0	0
Gambling Offenses	0	0
Gambling - Betting/Wagering	0	0
Gambling - Operating/Promoting	0	0
Gambling - Equipment Violations	0	0
Gambling - Sports Tampering	0	0
Homicide Offenses	0	0
Murder	0	0
Negligent Manslaughter	0	0
Negligent Vehicular Manslaughter	0	0
Motor Vehicle Theft	0	0
Pornography/Obscene Material	0	0
Robbery	0	0
Stolen Property Offenses	0	0
Weapon Law Violations	0	0
Kidnapping/Abduction	0	0

GROUP A OFFENSES	Total # of Incidents	Total # of Clearances
Larceny/Theft Offenses	1	0
Theft - Pocket-picking	0	0
Theft - Purse Snatching	0	0
Theft - Shoplifting	0	0
Theft From Building	0	0
Theft From Coin Machine	0	0
Theft From Motor Vehicle	1	0
Theft of Motor Vehicle Parts	0	0
Theft - All Other Larceny	0	0
Prostitution Offenses	0	0
Prostitution	0	0
Prostitution Assisting/Promoting	0	0
Purchasing Prostitution	0	0
Sex Offenses, Forcible	0	0
Forcible Rape	0	0
Forcible Sodomy	0	0
Sexual Assault W/Object	0	0
Forcible Fondling	0	0
Sex Offenses, Non Forcible	0	0
Incest	0	0
Statutory Rape	0	0
Human Trafficking Offenses	0	0
Commercial Sex Acts	0	0
Involuntary Servitude	0	0

Reporting Agency: Memphis Police Department



Southwest Tennessee Community College - 2016

GROUP A OFFENSES	Total # of Incidents	Total # of Clearances
Arson	0	0
Assault	40	13
Aggravated Assault	7	2
Simple Assault	17	8
Intimidation	15	3
Stalking	1	0
Bribery	0	0
Burglary	8	1
Counterfeiting/Forgery	0	0
Destruction/Damage/Vandalism	11	0
Drug/Narcotic Offenses	0	0
Drug/Narcotic Violations	0	0
Drug/Narcotic Equipment Violations	0	0
Embezzlement	0	0
Extortion/Blackmail	0	0
Fraud Offenses	6	0
Fraud - Computer Hacking/Invasion	0	0
Fraud - Credit Card/ATM	3	0
Fraud - False Pretenses	2	0
Fraud - Identity Theft	0	0
Fraud - Impersonation	1	0
Fraud - Welfare	0	0
Fraud - Wire	0	0
Gambling Offenses	0	0
Gambling - Betting/Wagering	0	0
Gambling - Operating/Promoting	0	0
Gambling - Equipment Violations	0	0
Gambling - Sports Tampering	0	0
Homicide Offenses	0	0
Murder	0	0
Negligent Manslaughter	0	0
Negligent Vehicular Manslaughter	0	0
Motor Vehicle Theft	4	0
Pornography/Obscene Material	0	0
Robbery	0	0
Stolen Property Offenses	0	0
Weapon Law Violations	0	0
Kidnapping/Abduction	0	0

GROUP A OFFENSES	Total # of Incidents	Total # of Clearances
Larceny/Theft Offenses	22	2
Theft - Pocket-picking	0	0
Theft - Purse Snatching	0	0
Theft - Shoplifting	0	0
Theft From Building	5	2
Theft From Coin Machine	0	0
Theft From Motor Vehicle	12	0
Theft of Motor Vehicle Parts	3	0
Theft - All Other Larceny	2	0
Prostitution Offenses	0	0
Prostitution	0	0
Prostitution Assisting/Promoting	0	0
Purchasing Prostitution	0	0
Sex Offenses, Forcible	1	0
Forcible Rape	0	0
Forcible Sodomy	0	0
Sexual Assault W/Object	0	0
Forcible Fondling	1	0
Sex Offenses, Non Forcible	0	0
Incest	0	0
Statutory Rape	0	0
Human Trafficking Offenses	0	0
Commercial Sex Acts	0	0
Involuntary Servitude	0	0

Reporting Agency: Shelby County Sheriff's Office
 Memphis Police Department
 Millington Police Department



Tennessee College of Applied Technology at Knoxville - 2016

GROUP A OFFENSES	Total # of Incidents	Total # of Clearances
Arson	0	0
Assault	2	1
Aggravated Assault	1	1
Simple Assault	0	0
Intimidation	1	0
Stalking	0	0
Bribery	0	0
Burglary	2	1
Counterfeiting/Forgery	0	0
Destruction/Damage/Vandalism	0	0
Drug/Narcotic Offenses	0	0
Drug/Narcotic Violations	0	0
Drug/Narcotic Equipment Violations	0	0
Embezzlement	0	0
Extortion/Blackmail	0	0
Fraud Offenses	0	0
Fraud - Computer Hacking/Invasion	0	0
Fraud - Credit Card/ATM	0	0
Fraud - False Pretenses	0	0
Fraud - Identity Theft	0	0
Fraud - Impersonation	0	0
Fraud - Welfare	0	0
Fraud - Wire	0	0
Gambling Offenses	0	0
Gambling - Betting/Wagering	0	0
Gambling - Operating/Promoting	0	0
Gambling - Equipment Violations	0	0
Gambling - Sports Tampering	0	0
Homicide Offenses	0	0
Murder	0	0
Negligent Manslaughter	0	0
Negligent Vehicular Manslaughter	0	0
Motor Vehicle Theft	0	0
Pornography/Obscene Material	0	0
Robbery	0	0
Stolen Property Offenses	0	0
Weapon Law Violations	0	0
Kidnapping/Abduction	0	0

GROUP A OFFENSES	Total # of Incidents	Total # of Clearances
Larceny/Theft Offenses	1	0
Theft - Pocket-picking	0	0
Theft - Purse Snatching	0	0
Theft - Shoplifting	0	0
Theft From Building	0	0
Theft From Coin Machine	0	0
Theft From Motor Vehicle	0	0
Theft of Motor Vehicle Parts	0	0
Theft - All Other Larceny	1	0
Prostitution Offenses	0	0
Prostitution	0	0
Prostitution Assisting/Promoting	0	0
Purchasing Prostitution	0	0
Sex Offenses, Forcible	0	0
Forcible Rape	0	0
Forcible Sodomy	0	0
Sexual Assault W/Object	0	0
Forcible Fondling	0	0
Sex Offenses, Non Forcible	0	0
Incest	0	0
Statutory Rape	0	0
Human Trafficking Offenses	0	0
Commercial Sex Acts	0	0
Involuntary Servitude	0	0

Reporting Agency: Knoxville Police Department



Tennessee College of Applied Technology at Memphis - 2016

GROUP A OFFENSES	Total # of Incidents	Total # of Clearances
Arson	0	0
Assault	5	1
Aggravated Assault	0	0
Simple Assault	2	1
Intimidation	2	0
Stalking	1	0
Bribery	0	0
Burglary	0	0
Counterfeiting/Forgery	0	0
Destruction/Damage/Vandalism	1	0
Drug/Narcotic Offenses	0	0
Drug/Narcotic Violations	0	0
Drug/Narcotic Equipment Violations	0	0
Embezzlement	0	0
Extortion/Blackmail	0	0
Fraud Offenses	1	0
Fraud - Computer Hacking/Invasion	0	0
Fraud - Credit Card/ATM	0	0
Fraud - False Pretenses	1	0
Fraud - Identity Theft	0	0
Fraud - Impersonation	0	0
Fraud - Welfare	0	0
Fraud - Wire	0	0
Gambling Offenses	0	0
Gambling - Betting/Wagering	0	0
Gambling - Operating/Promoting	0	0
Gambling - Equipment Violations	0	0
Gambling - Sports Tampering	0	0
Homicide Offenses	0	0
Murder	0	0
Negligent Manslaughter	0	0
Negligent Vehicular Manslaughter	0	0
Motor Vehicle Theft	0	0
Pornography/Obscene Material	0	0
Robbery	0	0
Stolen Property Offenses	0	0
Weapon Law Violations	0	0
Kidnapping/Abduction	0	0

GROUP A OFFENSES	Total # of Incidents	Total # of Clearances
Larceny/Theft Offenses	2	0
Theft - Pocket-picking	0	0
Theft - Purse Snatching	0	0
Theft - Shoplifting	0	0
Theft From Building	0	0
Theft From Coin Machine	0	0
Theft From Motor Vehicle	2	0
Theft of Motor Vehicle Parts	0	0
Theft - All Other Larceny	0	0
Prostitution Offenses	0	0
Prostitution	0	0
Prostitution Assisting/Promoting	0	0
Purchasing Prostitution	0	0
Sex Offenses, Forcible	0	0
Forcible Rape	0	0
Forcible Sodomy	0	0
Sexual Assault W/Object	0	0
Forcible Fondling	0	0
Sex Offenses, Non Forcible	0	0
Incest	0	0
Statutory Rape	0	0
Human Trafficking Offenses	0	0
Commercial Sex Acts	0	0
Involuntary Servitude	0	0

Reporting Agency: Memphis Police Department



Tennessee State University - 2016

GROUP A OFFENSES	Total # of Incidents	Total # of Clearances
Arson	0	0
Assault	5	2
Aggravated Assault	2	0
Simple Assault	2	2
Intimidation	0	0
Stalking	1	0
Bribery	0	0
Burglary	1	0
Counterfeiting/Forgery	0	0
Destruction/Damage/Vandalism	2	0
Drug/Narcotic Offenses	0	0
Drug/Narcotic Violations	0	0
Drug/Narcotic Equipment Violations	0	0
Embezzlement	0	0
Extortion/Blackmail	0	0
Fraud Offenses	2	0
Fraud - Computer Hacking/Invasion	0	0
Fraud - Credit Card/ATM	1	0
Fraud - False Pretenses	0	0
Fraud - Identity Theft	0	0
Fraud - Impersonation	1	0
Fraud - Welfare	0	0
Fraud - Wire	0	0
Gambling Offenses	0	0
Gambling - Betting/Wagering	0	0
Gambling - Operating/Promoting	0	0
Gambling - Equipment Violations	0	0
Gambling - Sports Tampering	0	0
Homicide Offenses	0	0
Murder	0	0
Negligent Manslaughter	0	0
Negligent Vehicular Manslaughter	0	0
Motor Vehicle Theft	0	0
Pornography/Obscene Material	0	0
Robbery	2	0
Stolen Property Offenses	0	0
Weapon Law Violations	0	0
Kidnapping/Abduction	0	0

GROUP A OFFENSES	Total # of Incidents	Total # of Clearances
Larceny/Theft Offenses	10	1
Theft - Pocket-picking	1	0
Theft - Purse Snatching	0	0
Theft - Shoplifting	0	0
Theft From Building	0	0
Theft From Coin Machine	0	0
Theft From Motor Vehicle	8	1
Theft of Motor Vehicle Parts	0	0
Theft - All Other Larceny	1	0
Prostitution Offenses	0	0
Prostitution	0	0
Prostitution Assisting/Promoting	0	0
Purchasing Prostitution	0	0
Sex Offenses, Forcible	0	0
Forcible Rape	0	0
Forcible Sodomy	0	0
Sexual Assault W/Object	0	0
Forcible Fondling	0	0
Sex Offenses, Non Forcible	0	0
Incest	0	0
Statutory Rape	0	0
Human Trafficking Offenses	0	0
Commercial Sex Acts	0	0
Involuntary Servitude	0	0

Reporting Agency: Nashville Metro Police Department



Tennessee Technological University - 2016

GROUP A OFFENSES	Total # of Incidents	Total # of Clearances
Arson	0	0
Assault	0	0
Aggravated Assault	0	0
Simple Assault	0	0
Intimidation	0	0
Stalking	0	0
Bribery	0	0
Burglary	0	0
Counterfeiting/Forgery	0	0
Destruction/Damage/Vandalism	0	0
Drug/Narcotic Offenses	0	0
Drug/Narcotic Violations	0	0
Drug/Narcotic Equipment Violations	0	0
Embezzlement	0	0
Extortion/Blackmail	0	0
Fraud Offenses	0	0
Fraud - Computer Hacking/Invasion	0	0
Fraud - Credit Card/ATM	0	0
Fraud - False Pretenses	0	0
Fraud - Identity Theft	0	0
Fraud - Impersonation	0	0
Fraud - Welfare	0	0
Fraud - Wire	0	0
Gambling Offenses	0	0
Gambling - Betting/Wagering	0	0
Gambling - Operating/Promoting	0	0
Gambling - Equipment Violations	0	0
Gambling - Sports Tampering	0	0
Homicide Offenses	0	0
Murder	0	0
Negligent Manslaughter	0	0
Negligent Vehicular Manslaughter	0	0
Motor Vehicle Theft	0	0
Pornography/Obscene Material	0	0
Robbery	0	0
Stolen Property Offenses	0	0
Weapon Law Violations	0	0
Kidnapping/Abduction	0	0

GROUP A OFFENSES	Total # of Incidents	Total # of Clearances
Larceny/Theft Offenses	1	0
Theft - Pocket-picking	0	0
Theft - Purse Snatching	0	0
Theft - Shoplifting	0	0
Theft From Building	0	0
Theft From Coin Machine	0	0
Theft From Motor Vehicle	1	0
Theft of Motor Vehicle Parts	0	0
Theft - All Other Larceny	0	0
Prostitution Offenses	0	0
Prostitution	0	0
Prostitution Assisting/Promoting	0	0
Purchasing Prostitution	0	0
Sex Offenses, Forcible	0	0
Forcible Rape	0	0
Forcible Sodomy	0	0
Sexual Assault W/Object	0	0
Forcible Fondling	0	0
Sex Offenses, Non Forcible	0	0
Incest	0	0
Statutory Rape	0	0
Human Trafficking Offenses	0	0
Commercial Sex Acts	0	0
Involuntary Servitude	0	0

Reporting Agency: Baxter Police Department



Trevecca Nazarene University - 2016

GROUP A OFFENSES	Total # of Incidents	Total # of Clearances
Arson	0	0
Assault	0	0
Aggravated Assault	0	0
Simple Assault	0	0
Intimidation	0	0
Stalking	0	0
Bribery	0	0
Burglary	0	0
Counterfeiting/Forgery	0	0
Destruction/Damage/Vandalism	0	0
Drug/Narcotic Offenses	0	0
Drug/Narcotic Violations	0	0
Drug/Narcotic Equipment Violations	0	0
Embezzlement	0	0
Extortion/Blackmail	1	0
Fraud Offenses	0	0
Fraud - Computer Hacking/Invasion	0	0
Fraud - Credit Card/ATM	0	0
Fraud - False Pretenses	0	0
Fraud - Identity Theft	0	0
Fraud - Impersonation	0	0
Fraud - Welfare	0	0
Fraud - Wire	0	0
Gambling Offenses	0	0
Gambling - Betting/Wagering	0	0
Gambling - Operating/Promoting	0	0
Gambling - Equipment Violations	0	0
Gambling - Sports Tampering	0	0
Homicide Offenses	0	0
Murder	0	0
Negligent Manslaughter	0	0
Negligent Vehicular Manslaughter	0	0
Motor Vehicle Theft	0	0
Pornography/Obscene Material	0	0
Robbery	0	0
Stolen Property Offenses	0	0
Weapon Law Violations	0	0
Kidnapping/Abduction	0	0

GROUP A OFFENSES	Total # of Incidents	Total # of Clearances
Larceny/Theft Offenses	2	0
Theft - Pocket-picking	0	0
Theft - Purse Snatching	0	0
Theft - Shoplifting	0	0
Theft From Building	1	0
Theft From Coin Machine	0	0
Theft From Motor Vehicle	1	0
Theft of Motor Vehicle Parts	0	0
Theft - All Other Larceny	0	0
Prostitution Offenses	0	0
Prostitution	0	0
Prostitution Assisting/Promoting	0	0
Purchasing Prostitution	0	0
Sex Offenses, Forcible	0	0
Forcible Rape	0	0
Forcible Sodomy	0	0
Sexual Assault W/Object	0	0
Forcible Fondling	0	0
Sex Offenses, Non Forcible	0	0
Incest	0	0
Statutory Rape	0	0
Human Trafficking Offenses	0	0
Commercial Sex Acts	0	0
Involuntary Servitude	0	0

Reporting Agency: Nashville Metro Police Department



University of Memphis - 2016

GROUP A OFFENSES	Total # of Incidents	Total # of Clearances
Arson	0	0
Assault	60	11
Aggravated Assault	5	1
Simple Assault	38	7
Intimidation	17	3
Stalking	0	0
Bribery	0	0
Burglary	33	0
Counterfeiting/Forgery	2	0
Destruction/Damage/Vandalism	29	1
Drug/Narcotic Offenses	0	0
Drug/Narcotic Violations	0	0
Drug/Narcotic Equipment Violations	0	0
Embezzlement	0	0
Extortion/Blackmail	0	0
Fraud Offenses	20	1
Fraud - Computer Hacking/Invasion	0	0
Fraud - Credit Card/ATM	11	0
Fraud - False Pretenses	3	0
Fraud - Identity Theft	2	0
Fraud - Impersonation	4	1
Fraud - Welfare	0	0
Fraud - Wire	0	0
Gambling Offenses	0	0
Gambling - Betting/Wagering	0	0
Gambling - Operating/Promoting	0	0
Gambling - Equipment Violations	0	0
Gambling - Sports Tampering	0	0
Homicide Offenses	0	0
Murder	0	0
Negligent Manslaughter	0	0
Negligent Vehicular Manslaughter	0	0
Motor Vehicle Theft	14	1
Pornography/Obscene Material	0	0
Robbery	18	2
Stolen Property Offenses	0	0
Weapon Law Violations	0	0
Kidnapping/Abduction	1	1

GROUP A OFFENSES	Total # of Incidents	Total # of Clearances
Larceny/Theft Offenses	88	5
Theft - Pocket-picking	1	0
Theft - Purse Snatching	1	0
Theft - Shoplifting	1	0
Theft From Building	17	2
Theft From Coin Machine	0	0
Theft From Motor Vehicle	50	1
Theft of Motor Vehicle Parts	9	0
Theft - All Other Larceny	9	2
Prostitution Offenses	0	0
Prostitution	0	0
Prostitution Assisting/Promoting	0	0
Purchasing Prostitution	0	0
Sex Offenses, Forcible	4	1
Forcible Rape	1	1
Forcible Sodomy	1	0
Sexual Assault W/Object	0	0
Forcible Fondling	2	0
Sex Offenses, Non Forcible	0	0
Incest	0	0
Statutory Rape	0	0
Human Trafficking Offenses	0	0
Commercial Sex Acts	0	0
Involuntary Servitude	0	0

Reporting Agency: Shelby County Sheriff's Office
 Memphis Police Department
 Millington Police Department



University of Tennessee at Chattanooga - 2016

GROUP A OFFENSES	Total # of Incidents	Total # of Clearances
Arson	0	0
Assault	2	0
Aggravated Assault	0	0
Simple Assault	2	0
Intimidation	0	0
Stalking	0	0
Bribery	0	0
Burglary	0	0
Counterfeiting/Forgery	0	0
Destruction/Damage/Vandalism	1	0
Drug/Narcotic Offenses	0	0
Drug/Narcotic Violations	0	0
Drug/Narcotic Equipment Violations	0	0
Embezzlement	0	0
Extortion/Blackmail	0	0
Fraud Offenses	0	0
Fraud - Computer Hacking/Invasion	0	0
Fraud - Credit Card/ATM	0	0
Fraud - False Pretenses	0	0
Fraud - Identity Theft	0	0
Fraud - Impersonation	0	0
Fraud - Welfare	0	0
Fraud - Wire	0	0
Gambling Offenses	0	0
Gambling - Betting/Wagering	0	0
Gambling - Operating/Promoting	0	0
Gambling - Equipment Violations	0	0
Gambling - Sports Tampering	0	0
Homicide Offenses	0	0
Murder	0	0
Negligent Manslaughter	0	0
Negligent Vehicular Manslaughter	0	0
Motor Vehicle Theft	0	0
Pornography/Obscene Material	0	0
Robbery	0	0
Stolen Property Offenses	0	0
Weapon Law Violations	0	0
Kidnapping/Abduction	0	0

GROUP A OFFENSES	Total # of Incidents	Total # of Clearances
Larceny/Theft Offenses	0	0
Theft - Pocket-picking	0	0
Theft - Purse Snatching	0	0
Theft - Shoplifting	0	0
Theft From Building	0	0
Theft From Coin Machine	0	0
Theft From Motor Vehicle	0	0
Theft of Motor Vehicle Parts	0	0
Theft - All Other Larceny	0	0
Prostitution Offenses	0	0
Prostitution	0	0
Prostitution Assisting/Promoting	0	0
Purchasing Prostitution	0	0
Sex Offenses, Forcible	0	0
Forcible Rape	0	0
Forcible Sodomy	0	0
Sexual Assault W/Object	0	0
Forcible Fondling	0	0
Sex Offenses, Non Forcible	0	0
Incest	0	0
Statutory Rape	0	0
Human Trafficking Offenses	0	0
Commercial Sex Acts	0	0
Involuntary Servitude	0	0

Reporting Agency: Chattanooga Police Department



University of Tennessee at Knoxville - 2016

GROUP A OFFENSES	Total # of Incidents	Total # of Clearances
Arson	2	1
Assault	39	20
Aggravated Assault	7	5
Simple Assault	29	12
Intimidation	2	2
Stalking	1	1
Bribery	0	0
Burglary	33	5
Counterfeiting/Forgery	2	0
Destruction/Damage/Vandalism	31	1
Drug/Narcotic Offenses	0	0
Drug/Narcotic Violations	0	0
Drug/Narcotic Equipment Violations	0	0
Embezzlement	0	0
Extortion/Blackmail	0	0
Fraud Offenses	10	1
Fraud - Computer Hacking/Invasion	0	0
Fraud - Credit Card/ATM	9	1
Fraud - False Pretenses	0	0
Fraud - Identity Theft	0	0
Fraud - Impersonation	1	0
Fraud - Welfare	0	0
Fraud - Wire	0	0
Gambling Offenses	0	0
Gambling - Betting/Wagering	0	0
Gambling - Operating/Promoting	0	0
Gambling - Equipment Violations	0	0
Gambling - Sports Tampering	0	0
Homicide Offenses	0	0
Murder	0	0
Negligent Manslaughter	0	0
Negligent Vehicular Manslaughter	0	0
Motor Vehicle Theft	14	2
Pornography/Obscene Material	0	0
Robbery	6	1
Stolen Property Offenses	0	0
Weapon Law Violations	0	0
Kidnapping/Abduction	1	1

GROUP A OFFENSES	Total # of Incidents	Total # of Clearances
Larceny/Theft Offenses	129	9
Theft - Pocket-picking	0	0
Theft - Purse Snatching	0	0
Theft - Shoplifting	0	0
Theft From Building	16	3
Theft From Coin Machine	0	0
Theft From Motor Vehicle	69	5
Theft of Motor Vehicle Parts	12	0
Theft - All Other Larceny	32	1
Prostitution Offenses	0	0
Prostitution	0	0
Prostitution Assisting/Promoting	0	0
Purchasing Prostitution	0	0
Sex Offenses, Forcible	6	3
Forcible Rape	5	2
Forcible Sodomy	0	0
Sexual Assault W/Object	0	0
Forcible Fondling	1	1
Sex Offenses, Non Forcible	0	0
Incest	0	0
Statutory Rape	0	0
Human Trafficking Offenses	0	0
Commercial Sex Acts	0	0
Involuntary Servitude	0	0

Reporting Agency: Knoxville Police Department



University of Tennessee Health Sciences Center - 2016

GROUP A OFFENSES	Total # of Incidents	Total # of Clearances
Arson	0	0
Assault	6	0
Aggravated Assault	0	0
Simple Assault	3	0
Intimidation	3	0
Stalking	0	0
Bribery	0	0
Burglary	5	1
Counterfeiting/Forgery	0	0
Destruction/Damage/Vandalism	7	0
Drug/Narcotic Offenses	0	0
Drug/Narcotic Violations	0	0
Drug/Narcotic Equipment Violations	0	0
Embezzlement	0	0
Extortion/Blackmail	0	0
Fraud Offenses	4	0
Fraud - Computer Hacking/Invasion	0	0
Fraud - Credit Card/ATM	2	0
Fraud - False Pretenses	1	0
Fraud - Identity Theft	0	0
Fraud - Impersonation	1	0
Fraud - Welfare	0	0
Fraud - Wire	0	0
Gambling Offenses	0	0
Gambling - Betting/Wagering	0	0
Gambling - Operating/Promoting	0	0
Gambling - Equipment Violations	0	0
Gambling - Sports Tampering	0	0
Homicide Offenses	0	0
Murder	0	0
Negligent Manslaughter	0	0
Negligent Vehicular Manslaughter	0	0
Motor Vehicle Theft	0	0
Pornography/Obscene Material	0	0
Robbery	0	0
Stolen Property Offenses	0	0
Weapon Law Violations	0	0
Kidnapping/Abduction	0	0

GROUP A OFFENSES	Total # of Incidents	Total # of Clearances
Larceny/Theft Offenses	12	0
Theft - Pocket-picking	0	0
Theft - Purse Snatching	0	0
Theft - Shoplifting	0	0
Theft From Building	2	0
Theft From Coin Machine	0	0
Theft From Motor Vehicle	7	0
Theft of Motor Vehicle Parts	1	0
Theft - All Other Larceny	2	0
Prostitution Offenses	0	0
Prostitution	0	0
Prostitution Assisting/Promoting	0	0
Purchasing Prostitution	0	0
Sex Offenses, Forcible	0	0
Forcible Rape	0	0
Forcible Sodomy	0	0
Sexual Assault W/Object	0	0
Forcible Fondling	0	0
Sex Offenses, Non Forcible	0	0
Incest	0	0
Statutory Rape	0	0
Human Trafficking Offenses	0	0
Commercial Sex Acts	0	0
Involuntary Servitude	0	0

Reporting Agency: Shelby County Sheriff's Office
 Memphis Police Department



Vanderbilt University - 2016

GROUP A OFFENSES	Total # of Incidents	Total # of Clearances
Arson	0	0
Assault	3	2
Aggravated Assault	2	2
Simple Assault	1	0
Intimidation	0	0
Stalking	0	0
Bribery	0	0
Burglary	4	1
Counterfeiting/Forgery	0	0
Destruction/Damage/Vandalism	1	1
Drug/Narcotic Offenses	0	0
Drug/Narcotic Violations	0	0
Drug/Narcotic Equipment Violations	0	0
Embezzlement	0	0
Extortion/Blackmail	0	0
Fraud Offenses	5	1
Fraud - Computer Hacking/Invasion	0	0
Fraud - Credit Card/ATM	0	0
Fraud - False Pretenses	5	1
Fraud - Identity Theft	0	0
Fraud - Impersonation	0	0
Fraud - Welfare	0	0
Fraud - Wire	0	0
Gambling Offenses	0	0
Gambling - Betting/Wagering	0	0
Gambling - Operating/Promoting	0	0
Gambling - Equipment Violations	0	0
Gambling - Sports Tampering	0	0
Homicide Offenses	0	0
Murder	0	0
Negligent Manslaughter	0	0
Negligent Vehicular Manslaughter	0	0
Motor Vehicle Theft	0	0
Pornography/Obscene Material	0	0
Robbery	0	0
Stolen Property Offenses	0	0
Weapon Law Violations	0	0
Kidnapping/Abduction	0	0

GROUP A OFFENSES	Total # of Incidents	Total # of Clearances
Larceny/Theft Offenses	8	0
Theft - Pocket-picking	1	0
Theft - Purse Snatching	0	0
Theft - Shoplifting	0	0
Theft From Building	3	0
Theft From Coin Machine	0	0
Theft From Motor Vehicle	4	0
Theft of Motor Vehicle Parts	0	0
Theft - All Other Larceny	0	0
Prostitution Offenses	0	0
Prostitution	0	0
Prostitution Assisting/Promoting	0	0
Purchasing Prostitution	0	0
Sex Offenses, Forcible	1	0
Forcible Rape	1	0
Forcible Sodomy	0	0
Sexual Assault W/Object	0	0
Forcible Fondling	0	0
Sex Offenses, Non Forcible	0	0
Incest	0	0
Statutory Rape	0	0
Human Trafficking Offenses	0	0
Commercial Sex Acts	0	0
Involuntary Servitude	0	0

Reporting Agency: Nashville Metro Police Department



Volunteer State Community College - 2016

GROUP A OFFENSES	Total # of Incidents	Total # of Clearances
Arson	0	0
Assault	0	0
Aggravated Assault	0	0
Simple Assault	0	0
Intimidation	0	0
Stalking	0	0
Bribery	0	0
Burglary	0	0
Counterfeiting/Forgery	0	0
Destruction/Damage/Vandalism	0	0
Drug/Narcotic Offenses	0	0
Drug/Narcotic Violations	0	0
Drug/Narcotic Equipment Violations	0	0
Embezzlement	0	0
Extortion/Blackmail	0	0
Fraud Offenses	0	0
Fraud - Computer Hacking/Invasion	0	0
Fraud - Credit Card/ATM	0	0
Fraud - False Pretenses	0	0
Fraud - Identity Theft	0	0
Fraud - Impersonation	0	0
Fraud - Welfare	0	0
Fraud - Wire	0	0
Gambling Offenses	0	0
Gambling - Betting/Wagering	0	0
Gambling - Operating/Promoting	0	0
Gambling - Equipment Violations	0	0
Gambling - Sports Tampering	0	0
Homicide Offenses	0	0
Murder	0	0
Negligent Manslaughter	0	0
Negligent Vehicular Manslaughter	0	0
Motor Vehicle Theft	0	0
Pornography/Obscene Material	0	0
Robbery	0	0
Stolen Property Offenses	0	0
Weapon Law Violations	0	0
Kidnapping/Abduction	0	0

GROUP A OFFENSES	Total # of Incidents	Total # of Clearances
Larceny/Theft Offenses	1	0
Theft - Pocket-picking	0	0
Theft - Purse Snatching	0	0
Theft - Shoplifting	0	0
Theft From Building	1	0
Theft From Coin Machine	0	0
Theft From Motor Vehicle	0	0
Theft of Motor Vehicle Parts	0	0
Theft - All Other Larceny	0	0
Prostitution Offenses	0	0
Prostitution	0	0
Prostitution Assisting/Promoting	0	0
Purchasing Prostitution	0	0
Sex Offenses, Forcible	0	0
Forcible Rape	0	0
Forcible Sodomy	0	0
Sexual Assault W/Object	0	0
Forcible Fondling	0	0
Sex Offenses, Non Forcible	0	0
Incest	0	0
Statutory Rape	0	0
Human Trafficking Offenses	0	0
Commercial Sex Acts	0	0
Involuntary Servitude	0	0

Reporting Agency: Sumner County Sheriff's Office





2016

CRIME ON CAMPUS

- Independent Reporting Colleges

Institutions Eligible to Report Crime Statistics via Short Form

All Saints Bible College	National College of Business & Technology - Madison
American Baptist College*	National College of Business & Technology - Memphis
Argosy - Nashville	National College of Business & Technology - Nashville
Art Institute of Tennessee - Nashville	North Central Institute
Belhaven University*	Nossi College of Art
Chattanooga College Medical, Dental and Technical Careers	O'More College of Design
ConCorde College	Remington College - Nashville Campus
Embry-Riddle Aeronautical University - Memphis	Remington College-Memphis
Fortis Institute - Cookeville	Richmont Graduate University*
Fortis Institute - Nashville*	South College
Fountainhead College of Technology*	Strayer University - Knoxville Campus
Franklin Academy	Strayer University - Nashville
Knoxville College	Strayer University - Shelby Campus
L'École Culinaire - Memphis	Strayer University - Thousand Oaks Campus
Lincoln College of Technology	Strayer University- Nashville
Memphis Theological Seminary	University of Phoenix - Chattanooga
Mid-American Baptist Theological Seminary	University of Phoenix - Clarksville
Middle Tennessee School of Anesthesia	University of Phoenix - Knoxville
Miller Motte Technical College-Clarksville	University of Phoenix - Memphis
Miller-Motte Technical College - Chattanooga*	University of Phoenix - Murfreesboro
Miller-Motte Technical College-Goodlettsville	University of Phoenix- Nashville
Nashville College of Medical Careers	Vatterott Career College - Memphis Appling Farms
National College of Business & Technology - Bartlett	Vatterott Career College - Memphis Dividend
National College of Business & Technology - Bristol*	Visible Music College
National College of Business & Technology - Knoxville	West Tennessee Business College

**Agency failed to submit Short Form*



All Saints Bible College

Offense	Year	On Campus Property	*Residential Facilities	Non Campus Property	Public Property	Optional Total
Murder / Non-Negligent Manslaughter	2016	0	0	0	0	0
Negligent Manslaughter	2016	0	0	0	0	0
Sex Offenses, Forcible	2016	0	0	0	0	0
Sex Offenses, Non-Forcible	2016	0	0	0	0	0
Robbery	2016	0	0	0	0	0
Aggravated Assault	2016	0	0	0	0	0
Burglary	2016	0	0	0	0	0
Motor Vehicle Theft	2016	0	0	0	0	0
Arson	2016	0	0	0	0	0
Liquor Law Arrests	2016	0	0	0	0	0
Liquor Law Violations Referred For Disciplinary Action	2016	0	0	0	0	0
Drug Law Arrests	2016	0	0	0	0	0
Drug Law Violations Referred For Disciplinary Action	2016	0	0	0	0	0
Illegal Weapons Possession Arrests	2016	0	0	0	0	0
Illegal Weapons Possession Violations Referred For Disciplinary Action	2016	0	0	0	0	0

* Crime In The Residential Facilities Column Are Included In The On-Campus Category.



Argosy- Nashville

Offense	Year	On Campus Property	*Residential Facilities	Non Campus Property	Public Property	Optional Total
Murder / Non-Negligent Manslaughter	2016	0	0	0	0	0
Negligent Manslaughter	2016	0	0	0	0	0
Sex Offenses, Forcible	2016	0	0	0	0	0
Sex Offenses, Non-Forcible	2016	0	0	0	0	0
Robbery	2016	0	0	0	0	0
Aggravated Assault	2016	0	0	0	0	0
Burglary	2016	0	0	0	0	0
Motor Vehicle Theft	2016	0	0	0	0	0
Arson	2016	0	0	0	0	0
Liquor Law Arrests	2016	0	0	0	0	0
Liquor Law Violations Referred For Disciplinary Action	2016	0	0	0	0	0
Drug Law Arrests	2016	0	0	0	0	0
Drug Law Violations Referred For Disciplinary Action	2016	0	0	0	0	0
Illegal Weapons Possession Arrests	2016	0	0	0	0	0
Illegal Weapons Possession Violations Referred For Disciplinary Action	2016	0	0	0	0	0

* Crime In The Residential Facilities Column Are Included In The On-Campus Category.



Art Institute of Tennessee- Nashville

Offense	Year	On Campus Property	*Residential Facilities	Non Campus Property	Public Property	Optional Total
Murder / Non-Negligent Manslaughter	2016	0	0	0	0	0
Negligent Manslaughter	2016	0	0	0	0	0
Sex Offenses, Forcible	2016	0	1	0	0	1
Sex Offenses, Non-Forcible	2016	0	0	0	0	0
Robbery	2016	0	0	0	0	0
Aggravated Assault	2016	0	0	0	0	0
Burglary	2016	0	0	0	0	0
Motor Vehicle Theft	2016	0	0	0	0	0
Arson	2016	0	0	0	0	0
Liquor Law Arrests	2016	0	0	0	0	0
Liquor Law Violations Referred For Disciplinary Action	2016	0	1	0	0	1
Drug Law Arrests	2016	0	0	0	0	0
Drug Law Violations Referred For Disciplinary Action	2016	0	1	0	0	1
Illegal Weapons Possession Arrests	2016	0	0	0	0	0
Illegal Weapons Possession Violations Referred For Disciplinary Action	2016	0	0	0	0	0

* Crime In The Residential Facilities Column Are Included In The On-Campus Category.



Chattanooga College Medical, Dental and Technical Careers

Offense	Year	On Campus Property	*Residential Facilities	Non Campus Property	Public Property	Optional Total
Murder / Non-Negligent Manslaughter	2016	0	0	0	0	0
Negligent Manslaughter	2016	0	0	0	0	0
Sex Offenses, Forcible	2016	0	0	0	0	0
Sex Offenses, Non-Forcible	2016	0	0	0	0	0
Robbery	2016	0	0	0	0	0
Aggravated Assault	2016	0	0	0	0	0
Burglary	2016	0	0	0	0	0
Motor Vehicle Theft	2016	0	0	0	0	0
Arson	2016	0	0	0	0	0
Liquor Law Arrests	2016	0	0	0	0	0
Liquor Law Violations Referred For Disciplinary Action	2016	0	0	0	0	0
Drug Law Arrests	2016	0	0	0	0	0
Drug Law Violations Referred For Disciplinary Action	2016	0	0	0	0	0
Illegal Weapons Possession Arrests	2016	0	0	0	0	0
Illegal Weapons Possession Violations Referred For Disciplinary Action	2016	0	0	0	0	0

* Crime In The Residential Facilities Column Are Included In The On-Campus Category.



Concorde College

Offense	Year	On Campus Property	*Residential Facilities	Non Campus Property	Public Property	Optional Total
Murder / Non-Negligent Manslaughter	2016	0	0	0	0	0
Negligent Manslaughter	2016	0	0	0	0	0
Sex Offenses, Forcible	2016	0	0	0	0	0
Sex Offenses, Non-Forcible	2016	0	0	0	0	0
Robbery	2016	0	0	0	0	0
Aggravated Assault	2016	0	0	0	0	0
Burglary	2016	0	0	0	0	0
Motor Vehicle Theft	2016	0	0	0	0	0
Arson	2016	0	0	0	0	0
Liquor Law Arrests	2016	0	0	0	0	0
Liquor Law Violations Referred For Disciplinary Action	2016	0	0	0	0	0
Drug Law Arrests	2016	0	0	0	0	0
Drug Law Violations Referred For Disciplinary Action	2016	0	0	0	0	0
Illegal Weapons Possession Arrests	2016	0	0	0	0	0
Illegal Weapons Possession Violations Referred For Disciplinary Action	2016	0	0	0	0	0

* Crime In The Residential Facilities Column Are Included In The On-Campus Category.



Embry-Riddle Aeronautical University-Memphis

Offense	Year	On Campus Property	*Residential Facilities	Non Campus Property	Public Property	Optional Total
Murder / Non-Negligent Manslaughter	2016	0	0	0	0	0
Negligent Manslaughter	2016	0	0	0	0	0
Sex Offenses, Forcible	2016	0	0	0	0	0
Sex Offenses, Non-Forcible	2016	0	0	0	0	0
Robbery	2016	0	0	0	0	0
Aggravated Assault	2016	0	0	0	0	0
Burglary	2016	2	0	0	0	2
Motor Vehicle Theft	2016	0	0	0	0	0
Arson	2016	0	0	0	0	0
Liquor Law Arrests	2016	0	0	0	0	0
Liquor Law Violations Referred For Disciplinary Action	2016	0	0	0	0	0
Drug Law Arrests	2016	0	0	0	0	0
Drug Law Violations Referred For Disciplinary Action	2016	0	0	0	0	0
Illegal Weapons Possession Arrests	2016	0	0	0	0	0
Illegal Weapons Possession Violations Referred For Disciplinary Action	2016	0	0	0	0	0

* Crime In The Residential Facilities Column Are Included In The On-Campus Category.



Fortis Institute-Cookeville

Offense	Year	On Campus Property	*Residential Facilities	Non Campus Property	Public Property	Optional Total
Murder / Non-Negligent Manslaughter	2016	0	0	0	0	0
Negligent Manslaughter	2016	0	0	0	0	0
Sex Offenses, Forcible	2016	0	0	0	0	0
Sex Offenses, Non-Forcible	2016	0	0	0	0	0
Robbery	2016	0	0	0	0	0
Aggravated Assault	2016	0	0	0	0	0
Burglary	2016	0	0	0	0	0
Motor Vehicle Theft	2016	0	0	0	0	0
Arson	2016	0	0	0	0	0
Liquor Law Arrests	2016	0	0	0	0	0
Liquor Law Violations Referred For Disciplinary Action	2016	0	0	0	0	0
Drug Law Arrests	2016	0	0	0	0	0
Drug Law Violations Referred For Disciplinary Action	2016	0	0	0	0	0
Illegal Weapons Possession Arrests	2016	0	0	0	0	0
Illegal Weapons Possession Violations Referred For Disciplinary Action	2016	0	0	0	0	0

* Crime In The Residential Facilities Column Are Included In The On-Campus Category.



Franklin Academy

Offense	Year	On Campus Property	*Residential Facilities	Non Campus Property	Public Property	Optional Total
Murder / Non-Negligent Manslaughter	2016	0	0	0	0	0
Negligent Manslaughter	2016	0	0	0	0	0
Sex Offenses, Forcible	2016	0	0	0	0	0
Sex Offenses, Non-Forcible	2016	0	0	0	0	0
Robbery	2016	0	0	0	0	0
Aggravated Assault	2016	0	0	0	0	0
Burglary	2016	0	0	0	0	0
Motor Vehicle Theft	2016	0	0	0	0	0
Arson	2016	0	0	0	0	0
Liquor Law Arrests	2016	0	0	0	0	0
Liquor Law Violations Referred For Disciplinary Action	2016	0	0	0	0	0
Drug Law Arrests	2016	0	0	0	0	0
Drug Law Violations Referred For Disciplinary Action	2016	0	0	0	0	0
Illegal Weapons Possession Arrests	2016	0	0	0	0	0
Illegal Weapons Possession Violations Referred For Disciplinary Action	2016	0	0	0	0	0

* Crime In The Residential Facilities Column Are Included In The On-Campus Category.



L'Ecole Culinaire- Memphis

Offense	Year	On Campus Property	*Residential Facilities	Non Campus Property	Public Property	Optional Total
Murder / Non-Negligent Manslaughter	2016	0	0	0	0	0
Negligent Manslaughter	2016	0	0	0	0	0
Sex Offenses, Forcible	2016	0	0	0	0	0
Sex Offenses, Non-Forcible	2016	0	0	0	0	0
Robbery	2016	0	0	0	0	0
Aggravated Assault	2016	0	0	0	0	0
Burglary	2016	0	0	0	0	0
Motor Vehicle Theft	2016	0	0	0	0	0
Arson	2016	0	0	0	0	0
Liquor Law Arrests	2016	0	0	0	0	0
Liquor Law Violations Referred For Disciplinary Action	2016	0	0	0	0	0
Drug Law Arrests	2016	0	0	0	0	0
Drug Law Violations Referred For Disciplinary Action	2016	0	0	0	0	0
Illegal Weapons Possession Arrests	2016	0	0	0	0	0
Illegal Weapons Possession Violations Referred For Disciplinary Action	2016	0	0	0	0	0

* Crime In The Residential Facilities Column Are Included In The On-Campus Category.



Lincoln College of Technology

Offense	Year	On Campus Property	*Residential Facilities	Non Campus Property	Public Property	Optional Total
Murder / Non-Negligent Manslaughter	2016	0	0	0	0	0
Negligent Manslaughter	2016	0	0	0	0	0
Sex Offenses, Forcible	2016	0	0	0	0	0
Sex Offenses, Non-Forcible	2016	0	0	0	0	0
Robbery	2016	0	0	0	0	0
Aggravated Assault	2016	2	0	0	0	2
Burglary	2016	3	0	0	0	3
Motor Vehicle Theft	2016	2	0	0	0	2
Arson	2016	0	0	0	0	0
Liquor Law Arrests	2016	0	0	0	0	0
Liquor Law Violations Referred For Disciplinary Action	2016	15	0	0	0	15
Drug Law Arrests	2016	4	0	0	0	4
Drug Law Violations Referred For Disciplinary Action	2016	19	0	0	0	19
Illegal Weapons Possession Arrests	2016	0	0	0	0	0
Illegal Weapons Possession Violations Referred For Disciplinary Action	2016	1	0	0	0	1
* Crime In The Residential Facilities Column Are Included In The On-Campus Category.						



L'Vatterott Career College- Memphis Appling Farms

Offense	Year	On Campus Property	*Residential Facilities	Non Campus Property	Public Property	Optional Total
Murder / Non-Negligent Manslaughter	2016	0	0	0	0	0
Negligent Manslaughter	2016	0	0	0	0	0
Sex Offenses, Forcible	2016	0	0	0	0	0
Sex Offenses, Non-Forcible	2016	0	0	0	0	0
Robbery	2016	0	0	0	0	0
Aggravated Assault	2016	0	0	0	0	0
Burglary	2016	0	0	0	0	0
Motor Vehicle Theft	2016	0	0	0	0	0
Arson	2016	0	0	0	0	0
Liquor Law Arrests	2016	0	0	0	0	0
Liquor Law Violations Referred For Disciplinary Action	2016	0	0	0	0	0
Drug Law Arrests	2016	0	0	0	0	0
Drug Law Violations Referred For Disciplinary Action	2016	0	0	0	0	0
Illegal Weapons Possession Arrests	2016	0	0	0	0	0
Illegal Weapons Possession Violations Referred For Disciplinary Action	2016	0	0	0	0	0

* Crime In The Residential Facilities Column Are Included In The On-Campus Category.



Memphis Theological Seminary

Offense	Year	On Campus Property	*Residential Facilities	Non Campus Property	Public Property	Optional Total
Murder / Non-Negligent Manslaughter	2016	0	0	0	0	0
Negligent Manslaughter	2016	0	0	0	1	1
Sex Offenses, Forcible	2016	0	0	0	0	0
Sex Offenses, Non-Forcible	2016	0	0	0	0	0
Robbery	2016	0	0	0	0	0
Aggravated Assault	2016	0	0	0	1	1
Burglary	2016	0	0	0	0	0
Motor Vehicle Theft	2016	0	0	1	0	1
Arson	2016	0	0	0	0	0
Liquor Law Arrests	2016	0	0	0	0	0
Liquor Law Violations Referred For Disciplinary Action	2016	0	0	0	0	0
Drug Law Arrests	2016	0	0	0	0	0
Drug Law Violations Referred For Disciplinary Action	2016	0	0	0	0	0
Illegal Weapons Possession Arrests	2016	0	0	0	0	0
Illegal Weapons Possession Violations Referred For Disciplinary Action	2016	0	0	0	0	0

* Crime In The Residential Facilities Column Are Included In The On-Campus Category.



Mid-American Baptist Theological Seminary

Offense	Year	On Campus Property	*Residential Facilities	Non Campus Property	Public Property	Optional Total
Murder / Non-Negligent Manslaughter	2016	0	0	0	0	0
Negligent Manslaughter	2016	0	0	0	0	0
Sex Offenses, Forcible	2016	0	0	0	0	0
Sex Offenses, Non-Forcible	2016	0	0	0	0	0
Robbery	2016	0	0	0	0	0
Aggravated Assault	2016	0	0	0	0	0
Burglary	2016	2	0	0	0	2
Motor Vehicle Theft	2016	0	0	0	0	0
Arson	2016	0	0	0	0	0
Liquor Law Arrests	2016	0	0	0	0	0
Liquor Law Violations Referred For Disciplinary Action	2016	0	0	0	0	0
Drug Law Arrests	2016	0	0	0	0	0
Drug Law Violations Referred For Disciplinary Action	2016	0	0	0	0	0
Illegal Weapons Possession Arrests	2016	0	0	0	0	0
Illegal Weapons Possession Violations Referred For Disciplinary Action	2016	0	0	0	0	0

* Crime In The Residential Facilities Column Are Included In The On-Campus Category.



Middle Tennessee School of Anesthesia

Offense	Year	On Campus Property	*Residential Facilities	Non Campus Property	Public Property	Optional Total
Murder / Non-Negligent Manslaughter	2016	0	0	0	0	0
Negligent Manslaughter	2016	0	0	0	0	0
Sex Offenses, Forcible	2016	0	0	0	0	0
Sex Offenses, Non-Forcible	2016	0	0	0	0	0
Robbery	2016	0	0	0	0	0
Aggravated Assault	2016	0	0	0	0	0
Burglary	2016	0	0	0	0	0
Motor Vehicle Theft	2016	0	0	0	0	0
Arson	2016	0	0	0	0	0
Liquor Law Arrests	2016	0	0	0	0	0
Liquor Law Violations Referred For Disciplinary Action	2016	0	0	0	0	0
Drug Law Arrests	2016	0	0	0	0	0
Drug Law Violations Referred For Disciplinary Action	2016	0	0	0	0	0
Illegal Weapons Possession Arrests	2016	0	0	0	0	0
Illegal Weapons Possession Violations Referred For Disciplinary Action	2016	0	0	0	0	0

* Crime In The Residential Facilities Column Are Included In The On-Campus Category.



Miller Motte Technical College-Clarksville

Offense	Year	On Campus Property	*Residential Facilities	Non Campus Property	Public Property	Optional Total
Murder / Non-Negligent Manslaughter	2016	0	0	0	0	0
Negligent Manslaughter	2016	0	0	0	0	0
Sex Offenses, Forcible	2016	0	0	0	0	0
Sex Offenses, Non-Forcible	2016	0	0	0	0	0
Robbery	2016	0	0	0	0	0
Aggravated Assault	2016	0	0	0	0	0
Burglary	2016	0	0	0	0	0
Motor Vehicle Theft	2016	0	0	0	0	0
Arson	2016	0	0	0	0	0
Liquor Law Arrests	2016	0	0	0	0	0
Liquor Law Violations Referred For Disciplinary Action	2016	0	0	0	0	0
Drug Law Arrests	2016	0	0	0	0	0
Drug Law Violations Referred For Disciplinary Action	2016	0	0	0	0	0
Illegal Weapons Possession Arrests	2016	0	0	0	0	0
Illegal Weapons Possession Violations Referred For Disciplinary Action	2016	0	0	0	0	0

* Crime In The Residential Facilities Column Are Included In The On-Campus Category.



Miller-Motte Technical College-Goodlettsville

Offense	Year	On Campus Property	*Residential Facilities	Non Campus Property	Public Property	Optional Total
Murder / Non-Negligent Manslaughter	2016	0	0	0	0	0
Negligent Manslaughter	2016	0	0	0	0	0
Sex Offenses, Forcible	2016	0	0	0	0	0
Sex Offenses, Non-Forcible	2016	0	0	0	0	0
Robbery	2016	0	0	0	0	0
Aggravated Assault	2016	0	0	0	0	0
Burglary	2016	0	0	0	0	0
Motor Vehicle Theft	2016	0	0	0	0	0
Arson	2016	0	0	0	0	0
Liquor Law Arrests	2016	0	0	0	0	0
Liquor Law Violations Referred For Disciplinary Action	2016	0	0	0	0	0
Drug Law Arrests	2016	0	0	0	0	0
Drug Law Violations Referred For Disciplinary Action	2016	0	0	0	0	0
Illegal Weapons Possession Arrests	2016	0	0	0	0	0
Illegal Weapons Possession Violations Referred For Disciplinary Action	2016	0	0	0	0	0

* Crime In The Residential Facilities Column Are Included In The On-Campus Category.



Nashville College of Medical Careers

Offense	Year	On Campus Property	*Residential Facilities	Non Campus Property	Public Property	Optional Total
Murder / Non-Negligent Manslaughter	2016	0	0	0	0	0
Negligent Manslaughter	2016	0	0	0	0	0
Sex Offenses, Forcible	2016	0	0	0	0	0
Sex Offenses, Non-Forcible	2016	0	0	0	0	0
Robbery	2016	0	0	0	0	0
Aggravated Assault	2016	0	0	0	0	0
Burglary	2016	0	0	0	0	0
Motor Vehicle Theft	2016	0	0	0	0	0
Arson	2016	0	0	0	0	0
Liquor Law Arrests	2016	0	0	0	0	0
Liquor Law Violations Referred For Disciplinary Action	2016	0	0	0	0	0
Drug Law Arrests	2016	0	0	0	0	0
Drug Law Violations Referred For Disciplinary Action	2016	0	0	0	0	0
Illegal Weapons Possession Arrests	2016	0	0	0	0	0
Illegal Weapons Possession Violations Referred For Disciplinary Action	2016	0	0	0	0	0

* Crime In The Residential Facilities Column Are Included In The On-Campus Category.



National College-Bartlett 2016

Offense	Year	On Campus Property	*Residential Facilities	Non Campus Property	Public Property	Optional Total
Murder / Non-Negligent Manslaughter	2016	0	0	0	0	0
Negligent Manslaughter	2016	0	0	0	0	0
Sex Offenses, Forcible	2016	0	0	0	0	0
Sex Offenses, Non-Forcible	2016	0	0	0	0	0
Robbery	2016	0	0	0	0	0
Aggravated Assault	2016	0	0	0	0	0
Burglary	2016	0	0	0	0	0
Motor Vehicle Theft	2016	0	0	0	0	0
Arson	2016	0	0	0	0	0
Liquor Law Arrests	2016	0	0	0	0	0
Liquor Law Violations Referred For Disciplinary Action	2016	0	0	0	0	0
Drug Law Arrests	2016	0	0	0	0	0
Drug Law Violations Referred For Disciplinary Action	2016	0	0	0	0	0
Illegal Weapons Possession Arrests	2016	0	0	0	0	0
Illegal Weapons Possession Violations Referred For Disciplinary Action	2016	0	0	0	0	0

* Crime In The Residential Facilities Column Are Included In The On-Campus Category.



National College-Knoxville

Offense	Year	On Campus Property	*Residential Facilities	Non Campus Property	Public Property	Optional Total
Murder / Non-Negligent Manslaughter	2016	0	0	0	0	0
Negligent Manslaughter	2016	0	0	0	0	0
Sex Offenses, Forcible	2016	0	0	0	0	0
Sex Offenses, Non-Forcible	2016	0	0	0	0	0
Robbery	2016	0	0	0	0	0
Aggravated Assault	2016	0	0	0	0	0
Burglary	2016	0	0	0	0	0
Motor Vehicle Theft	2016	0	0	0	0	0
Arson	2016	0	0	0	0	0
Liquor Law Arrests	2016	0	0	0	0	0
Liquor Law Violations Referred For Disciplinary Action	2016	0	0	0	0	0
Drug Law Arrests	2016	0	0	0	0	0
Drug Law Violations Referred For Disciplinary Action	2016	0	0	0	0	0
Illegal Weapons Possession Arrests	2016	0	0	0	0	0
Illegal Weapons Possession Violations Referred For Disciplinary Action	2016	0	0	0	0	0
* Crime In The Residential Facilities Column Are Included In The On-Campus Category.						



National College-Madison

Offense	Year	On Campus Property	*Residential Facilities	Non Campus Property	Public Property	Optional Total
Murder / Non-Negligent Manslaughter	2016	0	0	0	0	0
Negligent Manslaughter	2016	0	0	0	0	0
Sex Offenses, Forcible	2016	0	0	0	0	0
Sex Offenses, Non-Forcible	2016	0	0	0	0	0
Robbery	2016	0	0	0	0	0
Aggravated Assault	2016	0	0	0	0	0
Burglary	2016	0	0	0	0	0
Motor Vehicle Theft	2016	0	0	0	0	0
Arson	2016	0	0	0	0	0
Liquor Law Arrests	2016	0	0	0	0	0
Liquor Law Violations Referred For Disciplinary Action	2016	0	0	0	0	0
Drug Law Arrests	2016	0	0	0	0	0
Drug Law Violations Referred For Disciplinary Action	2016	0	0	0	0	0
Illegal Weapons Possession Arrests	2016	0	0	0	0	0
Illegal Weapons Possession Violations Referred For Disciplinary Action	2016	0	0	0	0	0

* Crime In The Residential Facilities Column Are Included In The On-Campus Category.



National College-Memphis

Offense	Year	On Campus Property	*Residential Facilities	Non Campus Property	Public Property	Optional Total
Murder / Non-Negligent Manslaughter	2016	0	0	0	0	0
Negligent Manslaughter	2016	0	0	0	0	0
Sex Offenses, Forcible	2016	0	0	0	0	0
Sex Offenses, Non-Forcible	2016	0	0	0	0	0
Robbery	2016	0	0	0	0	0
Aggravated Assault	2016	0	0	0	0	0
Burglary	2016	0	0	0	0	0
Motor Vehicle Theft	2016	0	0	0	0	0
Arson	2016	0	0	0	0	0
Liquor Law Arrests	2016	0	0	0	0	0
Liquor Law Violations Referred For Disciplinary Action	2016	0	0	0	0	0
Drug Law Arrests	2016	0	0	0	0	0
Drug Law Violations Referred For Disciplinary Action	2016	0	0	0	0	0
Illegal Weapons Possession Arrests	2016	0	0	0	0	0
Illegal Weapons Possession Violations Referred For Disciplinary Action	2016	0	0	0	0	0

* Crime In The Residential Facilities Column Are Included In The On-Campus Category.



National College-Nashville

Offense	Year	On Campus Property	*Residential Facilities	Non Campus Property	Public Property	Optional Total
Murder / Non-Negligent Manslaughter	2016	0	0	0	0	0
Negligent Manslaughter	2016	0	0	0	0	0
Sex Offenses, Forcible	2016	0	0	0	0	0
Sex Offenses, Non-Forcible	2016	0	0	0	0	0
Robbery	2016	0	0	0	0	0
Aggravated Assault	2016	0	0	0	0	0
Burglary	2016	0	0	0	0	0
Motor Vehicle Theft	2016	0	0	0	0	0
Arson	2016	0	0	0	0	0
Liquor Law Arrests	2016	0	0	0	0	0
Liquor Law Violations Referred For Disciplinary Action	2016	0	0	0	0	0
Drug Law Arrests	2016	0	0	0	0	0
Drug Law Violations Referred For Disciplinary Action	2016	0	0	0	0	0
Illegal Weapons Possession Arrests	2016	0	0	0	0	0
Illegal Weapons Possession Violations Referred For Disciplinary Action	2016	0	0	0	0	0

* Crime In The Residential Facilities Column Are Included In The On-Campus Category.



National College of Business & Technology- Knoxville

Offense	Year	On Campus Property	*Residential Facilities	Non Campus Property	Public Property	Optional Total
Murder / Non-Negligent Manslaughter	2016	0	0	0	0	0
Negligent Manslaughter	2016	0	0	0	0	0
Sex Offenses, Forcible	2016	0	0	0	0	0
Sex Offenses, Non-Forcible	2016	0	0	0	0	0
Robbery	2016	0	0	0	0	0
Aggravated Assault	2016	1	0	0	0	1
Burglary	2016	0	0	0	0	0
Motor Vehicle Theft	2016	0	0	0	0	0
Arson	2016	0	0	0	0	0
Liquor Law Arrests	2016	0	0	0	0	0
Liquor Law Violations Referred For Disciplinary Action	2016	0	0	0	0	0
Drug Law Arrests	2016	0	0	0	0	0
Drug Law Violations Referred For Disciplinary Action	2016	0	0	0	0	0
Illegal Weapons Possession Arrests	2016	0	0	0	0	0
Illegal Weapons Possession Violations Referred For Disciplinary Action	2016	0	0	0	0	0

* Crime In The Residential Facilities Column Are Included In The On-Campus Category.



National College-Bartlett

Offense	Year	On Campus Property	*Residential Facilities	Non Campus Property	Public Property	Optional Total
Murder / Non-Negligent Manslaughter	2016	0	0	0	0	0
Negligent Manslaughter	2016	0	0	0	0	0
Sex Offenses, Forcible	2016	0	0	0	0	0
Sex Offenses, Non-Forcible	2016	0	0	0	0	0
Robbery	2016	0	0	0	0	0
Aggravated Assault	2016	0	0	0	0	0
Burglary	2016	0	0	0	0	0
Motor Vehicle Theft	2016	0	0	0	0	0
Arson	2016	0	0	0	0	0
Liquor Law Arrests	2016	0	0	0	0	0
Liquor Law Violations Referred For Disciplinary Action	2016	0	0	0	0	0
Drug Law Arrests	2016	0	0	0	0	0
Drug Law Violations Referred For Disciplinary Action	2016	0	0	0	0	0
Illegal Weapons Possession Arrests	2016	0	0	0	0	0
Illegal Weapons Possession Violations Referred For Disciplinary Action	2016	0	0	0	0	0

* Crime In The Residential Facilities Column Are Included In The On-Campus Category.



National College-Bristol

Offense	Year	On Campus Property	*Residential Facilities	Non Campus Property	Public Property	Optional Total
Murder / Non-Negligent Manslaughter	2016	0	0	0	0	0
Negligent Manslaughter	2016	0	0	0	0	0
Sex Offenses, Forcible	2016	0	0	0	0	0
Sex Offenses, Non-Forcible	2016	0	0	0	0	0
Robbery	2016	0	0	0	0	0
Aggravated Assault	2016	0	0	0	0	0
Burglary	2016	0	0	0	0	0
Motor Vehicle Theft	2016	0	0	0	0	0
Arson	2016	0	0	0	0	0
Liquor Law Arrests	2016	0	0	0	0	0
Liquor Law Violations Referred For Disciplinary Action	2016	0	0	0	0	0
Drug Law Arrests	2016	0	0	0	0	0
Drug Law Violations Referred For Disciplinary Action	2016	0	0	0	0	0
Illegal Weapons Possession Arrests	2016	0	0	0	0	0
Illegal Weapons Possession Violations Referred For Disciplinary Action	2016	0	0	0	0	0

* Crime In The Residential Facilities Column Are Included In The On-Campus Category.



North Central Institute

Offense	Year	On Campus Property	*Residential Facilities	Non Campus Property	Public Property	Optional Total
Murder / Non-Negligent Manslaughter	2016	0	0	0	0	0
Negligent Manslaughter	2016	0	0	0	0	0
Sex Offenses, Forcible	2016	0	0	0	0	0
Sex Offenses, Non-Forcible	2016	0	0	0	0	0
Robbery	2016	0	0	0	0	0
Aggravated Assault	2016	0	0	0	0	0
Burglary	2016	0	0	0	0	0
Motor Vehicle Theft	2016	0	0	0	0	0
Arson	2016	0	0	0	0	0
Liquor Law Arrests	2016	0	0	0	0	0
Liquor Law Violations Referred For Disciplinary Action	2016	0	0	0	0	0
Drug Law Arrests	2016	0	0	0	0	0
Drug Law Violations Referred For Disciplinary Action	2016	0	0	0	0	0
Illegal Weapons Possession Arrests	2016	0	0	0	0	0
Illegal Weapons Possession Violations Referred For Disciplinary Action	2016	0	0	0	0	0

* Crime In The Residential Facilities Column Are Included In The On-Campus Category.



Nossi College of Art

Offense	Year	On Campus Property	*Residential Facilities	Non Campus Property	Public Property	Optional Total
Murder / Non-Negligent Manslaughter	2016	0	0	0	0	0
Negligent Manslaughter	2016	0	0	0	0	0
Sex Offenses, Forcible	2016	0	0	0	0	0
Sex Offenses, Non-Forcible	2016	0	0	0	0	0
Robbery	2016	0	0	0	0	0
Aggravated Assault	2016	0	0	0	0	0
Burglary	2016	0	0	0	0	0
Motor Vehicle Theft	2016	0	0	0	0	0
Arson	2016	0	0	0	0	0
Liquor Law Arrests	2016	0	0	0	0	0
Liquor Law Violations Referred For Disciplinary Action	2016	0	0	0	0	0
Drug Law Arrests	2016	0	0	0	0	0
Drug Law Violations Referred For Disciplinary Action	2016	0	0	0	0	0
Illegal Weapons Possession Arrests	2016	0	0	0	0	0
Illegal Weapons Possession Violations Referred For Disciplinary Action	2016	0	0	0	0	0
* Crime In The Residential Facilities Column Are Included In The On-Campus Category.						



O'More College Design

Offense	Year	On Campus Property	*Residential Facilities	Non Campus Property	Public Property	Optional Total
Murder / Non-Negligent Manslaughter	2016	0	0	0	0	0
Negligent Manslaughter	2016	0	0	0	0	0
Sex Offenses, Forcible	2016	0	0	0	0	0
Sex Offenses, Non-Forcible	2016	0	0	0	0	0
Robbery	2016	0	0	0	0	0
Aggravated Assault	2016	0	0	0	0	0
Burglary	2016	2	0	0	0	2
Motor Vehicle Theft	2016	0	0	0	0	0
Arson	2016	0	0	0	0	0
Liquor Law Arrests	2016	0	0	0	0	0
Liquor Law Violations Referred For Disciplinary Action	2016	0	0	0	0	0
Drug Law Arrests	2016	0	0	0	0	0
Drug Law Violations Referred For Disciplinary Action	2016	0	0	0	0	0
Illegal Weapons Possession Arrests	2016	0	0	0	0	0
Illegal Weapons Possession Violations Referred For Disciplinary Action	2016	0	0	0	0	0

* Crime In The Residential Facilities Column Are Included In The On-Campus Category.



Remington College- Memphis

Offense	Year	On Campus Property	*Residential Facilities	Non Campus Property	Public Property	Optional Total
Murder / Non-Negligent Manslaughter	2016	0	0	0	0	0
Negligent Manslaughter	2016	0	0	0	0	0
Sex Offenses, Forcible	2016	0	0	0	0	0
Sex Offenses, Non-Forcible	2016	0	0	0	0	0
Robbery	2016	0	0	0	0	0
Aggravated Assault	2016	0	0	0	0	0
Burglary	2016	0	0	0	0	0
Motor Vehicle Theft	2016	0	0	0	0	0
Arson	2016	0	0	0	0	0
Liquor Law Arrests	2016	0	0	0	0	0
Liquor Law Violations Referred For Disciplinary Action	2016	0	0	0	0	0
Drug Law Arrests	2016	0	0	0	0	0
Drug Law Violations Referred For Disciplinary Action	2016	0	0	0	0	0
Illegal Weapons Possession Arrests	2016	0	0	0	0	0
Illegal Weapons Possession Violations Referred For Disciplinary Action	2016	0	0	0	0	0

* Crime In The Residential Facilities Column Are Included In The On-Campus Category.



Remington College- Nashville

Offense	Year	On Campus Property	*Residential Facilities	Non Campus Property	Public Property	Optional Total
Murder / Non-Negligent Manslaughter	2016	0	0	0	0	0
Negligent Manslaughter	2016	0	0	0	0	0
Sex Offenses, Forcible	2016	0	0	0	0	0
Sex Offenses, Non-Forcible	2016	0	0	0	0	0
Robbery	2016	0	0	0	0	0
Aggravated Assault	2016	0	0	0	0	0
Burglary	2016	0	0	0	0	0
Motor Vehicle Theft	2016	0	0	0	0	0
Arson	2016	0	0	0	0	0
Liquor Law Arrests	2016	0	0	0	0	0
Liquor Law Violations Referred For Disciplinary Action	2016	0	0	0	0	0
Drug Law Arrests	2016	0	0	0	0	0
Drug Law Violations Referred For Disciplinary Action	2016	0	0	0	0	0
Illegal Weapons Possession Arrests	2016	0	0	0	0	0
Illegal Weapons Possession Violations Referred For Disciplinary Action	2016	0	0	0	0	0

* Crime In The Residential Facilities Column Are Included In The On-Campus Category.



South College

Offense	Year	On Campus Property	*Residential Facilities	Non Campus Property	Public Property	Optional Total
Murder / Non-Negligent Manslaughter	2016	0	0	0	0	0
Negligent Manslaughter	2016	0	0	0	0	0
Sex Offenses, Forcible	2016	0	0	0	0	0
Sex Offenses, Non-Forcible	2016	0	0	0	0	0
Robbery	2016	0	0	0	0	0
Aggravated Assault	2016	0	0	0	0	0
Burglary	2016	0	0	0	0	0
Motor Vehicle Theft	2016	0	0	0	0	0
Arson	2016	0	0	0	0	0
Liquor Law Arrests	2016	0	0	0	0	0
Liquor Law Violations Referred For Disciplinary Action	2016	0	0	0	0	0
Drug Law Arrests	2016	0	0	0	0	0
Drug Law Violations Referred For Disciplinary Action	2016	0	0	0	0	0
Illegal Weapons Possession Arrests	2016	0	0	0	0	0
Illegal Weapons Possession Violations Referred For Disciplinary Action	2016	0	0	0	0	0

* Crime In The Residential Facilities Column Are Included In The On-Campus Category.



Strayer University- Knoxville

Offense	Year	On Campus Property	*Residential Facilities	Non Campus Property	Public Property	Optional Total
Murder / Non-Negligent Manslaughter	2016	0	0	0	0	0
Negligent Manslaughter	2016	0	0	0	0	0
Sex Offenses, Forcible	2016	0	0	0	0	0
Sex Offenses, Non-Forcible	2016	0	0	0	0	0
Robbery	2016	0	0	0	0	0
Aggravated Assault	2016	0	0	0	0	0
Burglary	2016	0	0	0	0	0
Motor Vehicle Theft	2016	0	0	0	0	0
Arson	2016	0	0	0	0	0
Liquor Law Arrests	2016	0	0	0	0	0
Liquor Law Violations Referred For Disciplinary Action	2016	0	0	0	0	0
Drug Law Arrests	2016	0	0	0	0	0
Drug Law Violations Referred For Disciplinary Action	2016	0	0	0	0	0
Illegal Weapons Possession Arrests	2016	0	0	0	0	0
Illegal Weapons Possession Violations Referred For Disciplinary Action	2016	0	0	0	0	0
* Crime In The Residential Facilities Column Are Included In The On-Campus Category.						



Strayer University- Nashville

Offense	Year	On Campus Property	*Residential Facilities	Non Campus Property	Public Property	Optional Total
Murder / Non-Negligent Manslaughter	2016	0	0	0	0	0
Negligent Manslaughter	2016	0	0	0	0	0
Sex Offenses, Forcible	2016	0	0	0	0	0
Sex Offenses, Non-Forcible	2016	0	0	0	0	0
Robbery	2016	0	0	0	0	0
Aggravated Assault	2016	0	0	0	0	0
Burglary	2016	0	0	0	0	0
Motor Vehicle Theft	2016	0	0	0	0	0
Arson	2016	0	0	0	0	0
Liquor Law Arrests	2016	0	0	0	0	0
Liquor Law Violations Referred For Disciplinary Action	2016	0	0	0	0	0
Drug Law Arrests	2016	0	0	0	0	0
Drug Law Violations Referred For Disciplinary Action	2016	0	0	0	0	0
Illegal Weapons Possession Arrests	2016	0	0	0	0	0
Illegal Weapons Possession Violations Referred For Disciplinary Action	2016	0	0	0	0	0

* Crime In The Residential Facilities Column Are Included In The On-Campus Category.



Strayer University- Thousand Oaks

Offense	Year	On Campus Property	*Residential Facilities	Non Campus Property	Public Property	Optional Total
Murder / Non-Negligent Manslaughter	2016	0	0	0	0	0
Negligent Manslaughter	2016	0	0	0	0	0
Sex Offenses, Forcible	2016	0	0	0	0	0
Sex Offenses, Non-Forcible	2016	0	0	0	0	0
Robbery	2016	0	0	0	0	0
Aggravated Assault	2016	0	0	0	0	0
Burglary	2016	0	0	0	0	0
Motor Vehicle Theft	2016	0	0	0	0	0
Arson	2016	0	0	0	0	0
Liquor Law Arrests	2016	0	0	0	0	0
Liquor Law Violations Referred For Disciplinary Action	2016	0	0	0	0	0
Drug Law Arrests	2016	0	0	0	0	0
Drug Law Violations Referred For Disciplinary Action	2016	0	0	0	0	0
Illegal Weapons Possession Arrests	2016	0	0	0	0	0
Illegal Weapons Possession Violations Referred For Disciplinary Action	2016	0	0	0	0	0

* Crime In The Residential Facilities Column Are Included In The On-Campus Category.



Strayer University- Shelby

Offense	Year	On Campus Property	*Residential Facilities	Non Campus Property	Public Property	Optional Total
Murder / Non-Negligent Manslaughter	2016	0	0	0	0	0
Negligent Manslaughter	2016	0	0	0	0	0
Sex Offenses, Forcible	2016	0	0	0	0	0
Sex Offenses, Non-Forcible	2016	0	0	0	0	0
Robbery	2016	0	0	0	0	0
Aggravated Assault	2016	0	0	0	0	0
Burglary	2016	0	0	0	0	0
Motor Vehicle Theft	2016	0	0	0	0	0
Arson	2016	0	0	0	0	0
Liquor Law Arrests	2016	0	0	0	0	0
Liquor Law Violations Referred For Disciplinary Action	2016	0	0	0	0	0
Drug Law Arrests	2016	0	0	0	0	0
Drug Law Violations Referred For Disciplinary Action	2016	0	0	0	0	0
Illegal Weapons Possession Arrests	2016	0	0	0	0	0
Illegal Weapons Possession Violations Referred For Disciplinary Action	2016	0	0	0	0	0

* Crime In The Residential Facilities Column Are Included In The On-Campus Category.



University of Phoenix- Chattanooga

Offense	Year	On Campus Property	*Residential Facilities	Non Campus Property	Public Property	Optional Total
Murder / Non-Negligent Manslaughter	2016	0	0	0	0	0
Negligent Manslaughter	2016	0	0	0	0	0
Sex Offenses, Forcible	2016	0	0	0	0	0
Sex Offenses, Non-Forcible	2016	0	0	0	0	0
Robbery	2016	0	0	0	0	0
Aggravated Assault	2016	0	0	0	0	0
Burglary	2016	0	0	0	0	0
Motor Vehicle Theft	2016	0	0	0	0	0
Arson	2016	0	0	0	0	0
Liquor Law Arrests	2016	0	0	0	0	0
Liquor Law Violations Referred For Disciplinary Action	2016	0	0	0	0	0
Drug Law Arrests	2016	0	0	0	0	0
Drug Law Violations Referred For Disciplinary Action	2016	0	0	0	0	0
Illegal Weapons Possession Arrests	2016	0	0	0	0	0
Illegal Weapons Possession Violations Referred For Disciplinary Action	2016	0	0	0	0	0

* Crime In The Residential Facilities Column Are Included In The On-Campus Category.



University of Phoenix- Knoxville

Offense	Year	On Campus Property	*Residential Facilities	Non Campus Property	Public Property	Optional Total
Murder / Non-Negligent Manslaughter	2016	0	0	0	0	0
Negligent Manslaughter	2016	0	0	0	0	0
Sex Offenses, Forcible	2016	0	0	0	0	0
Sex Offenses, Non-Forcible	2016	0	0	0	0	0
Robbery	2016	0	0	0	0	0
Aggravated Assault	2016	0	0	0	0	0
Burglary	2016	0	0	0	0	0
Motor Vehicle Theft	2016	0	0	0	0	0
Arson	2016	0	0	0	0	0
Liquor Law Arrests	2016	0	0	0	0	0
Liquor Law Violations Referred For Disciplinary Action	2016	0	0	0	0	0
Drug Law Arrests	2016	0	0	0	0	0
Drug Law Violations Referred For Disciplinary Action	2016	0	0	0	0	0
Illegal Weapons Possession Arrests	2016	0	0	0	0	0
Illegal Weapons Possession Violations Referred For Disciplinary Action	2016	0	0	0	0	0
* Crime In The Residential Facilities Column Are Included In The On-Campus Category.						



University of Phoenix- Memphis

Offense	Year	On Campus Property	*Residential Facilities	Non Campus Property	Public Property	Optional Total
Murder / Non-Negligent Manslaughter	2016	0	0	0	0	0
Negligent Manslaughter	2016	0	0	0	0	0
Sex Offenses, Forcible	2016	0	0	0	0	0
Sex Offenses, Non-Forcible	2016	0	0	0	0	0
Robbery	2016	0	0	0	0	0
Aggravated Assault	2016	0	0	0	0	0
Burglary	2016	0	0	0	0	0
Motor Vehicle Theft	2016	0	0	0	0	0
Arson	2016	0	0	0	0	0
Liquor Law Arrests	2016	0	0	0	0	0
Liquor Law Violations Referred For Disciplinary Action	2016	0	0	0	0	0
Drug Law Arrests	2016	0	0	0	0	0
Drug Law Violations Referred For Disciplinary Action	2016	0	0	0	0	0
Illegal Weapons Possession Arrests	2016	0	0	0	0	0
Illegal Weapons Possession Violations Referred For Disciplinary Action	2016	0	0	0	0	0

* Crime In The Residential Facilities Column Are Included In The On-Campus Category.



University of Phoenix- Nashville

Offense	Year	On Campus Property	*Residential Facilities	Non Campus Property	Public Property	Optional Total
Murder / Non-Negligent Manslaughter	2016	0	0	0	0	0
Negligent Manslaughter	2016	0	0	0	0	0
Sex Offenses, Forcible	2016	0	0	0	0	0
Sex Offenses, Non-Forcible	2016	0	0	0	0	0
Robbery	2016	0	0	0	0	0
Aggravated Assault	2016	0	0	0	0	0
Burglary	2016	0	0	0	0	0
Motor Vehicle Theft	2016	0	0	0	0	0
Arson	2016	0	0	0	0	0
Liquor Law Arrests	2016	0	0	0	0	0
Liquor Law Violations Referred For Disciplinary Action	2016	0	0	0	0	0
Drug Law Arrests	2016	0	0	0	0	0
Drug Law Violations Referred For Disciplinary Action	2016	0	0	0	0	0
Illegal Weapons Possession Arrests	2016	0	0	0	0	0
Illegal Weapons Possession Violations Referred For Disciplinary Action	2016	0	0	0	0	0

* Crime In The Residential Facilities Column Are Included In The On-Campus Category.



L'Vatterott Career College- Memphis Dividend

Offense	Year	On Campus Property	*Residential Facilities	Non Campus Property	Public Property	Optional Total
Murder / Non-Negligent Manslaughter	2016	0	0	0	0	0
Negligent Manslaughter	2016	0	0	0	0	0
Sex Offenses, Forcible	2016	0	0	0	0	0
Sex Offenses, Non-Forcible	2016	0	0	0	0	0
Robbery	2016	0	0	0	0	0
Aggravated Assault	2016	0	0	0	0	0
Burglary	2016	0	0	0	0	0
Motor Vehicle Theft	2016	0	0	0	0	0
Arson	2016	0	0	0	0	0
Liquor Law Arrests	2016	0	0	0	0	0
Liquor Law Violations Referred For Disciplinary Action	2016	0	0	0	0	0
Drug Law Arrests	2016	0	0	0	0	0
Drug Law Violations Referred For Disciplinary Action	2016	0	0	0	0	0
Illegal Weapons Possession Arrests	2016	0	0	0	0	0
Illegal Weapons Possession Violations Referred For Disciplinary Action	2016	0	0	0	0	0

* Crime In The Residential Facilities Column Are Included In The On-Campus Category.



Visible Music College

Offense	Year	On Campus Property	*Residential Facilities	Non Campus Property	Public Property	Optional Total
Murder / Non-Negligent Manslaughter	2016	0	0	0	0	0
Negligent Manslaughter	2016	0	0	0	0	0
Sex Offenses, Forcible	2016	0	0	0	0	0
Sex Offenses, Non-Forcible	2016	0	0	0	0	0
Robbery	2016	3	3	6	1	10
Aggravated Assault	2016	0	0	1	1	2
Burglary	2016	5	5	8	1	14
Motor Vehicle Theft	2016	1	1	1	0	2
Arson	2016	0	0	0	0	0
Liquor Law Arrests	2016	0	0	0	0	0
Liquor Law Violations Referred For Disciplinary Action	2016	0	0	0	0	0
Drug Law Arrests	2016	0	0	2	2	4
Drug Law Violations Referred For Disciplinary Action	2016	0	0	0	0	0
Illegal Weapons Possession Arrests	2016	0	0	0	1	1
Illegal Weapons Possession Violations Referred For Disciplinary Action	2016	0	0	0	0	0

* Crime In The Residential Facilities Column Are Included In The On-Campus Category.



West Tennessee Business College

Offense	Year	On Campus Property	*Residential Facilities	Non Campus Property	Public Property	Optional Total
Murder / Non-Negligent Manslaughter	2016	0	0	0	0	0
Negligent Manslaughter	2016	0	0	0	0	0
Sex Offenses, Forcible	2016	0	0	0	0	0
Sex Offenses, Non-Forcible	2016	0	0	0	0	0
Robbery	2016	0	0	0	0	0
Aggravated Assault	2016	0	0	0	0	0
Burglary	2016	0	0	0	0	0
Motor Vehicle Theft	2016	0	0	0	0	0
Arson	2016	0	0	0	0	0
Liquor Law Arrests	2016	0	0	0	0	0
Liquor Law Violations Referred For Disciplinary Action	2016	0	0	0	0	0
Drug Law Arrests	2016	0	0	0	0	0
Drug Law Violations Referred For Disciplinary Action	2016	0	0	0	0	0
Illegal Weapons Possession Arrests	2016	0	0	0	0	0
Illegal Weapons Possession Violations Referred For Disciplinary Action	2016	0	0	0	0	0

* Crime In The Residential Facilities Column Are Included In The On-Campus Category.



TIBRS Group A Offense Definitions

Arson – To unlawfully and intentionally damage, or attempt to damage, any real or personal property by fire or incendiary device.

Assault Offenses – An unlawful attack by one person on another.

Aggravated Assault – An unlawful attack by one person upon another wherein the offender uses a weapon or displays it in a threatening manner, or the victim suffers obvious severe or aggravated bodily injury involving apparent broken bones, loss of teeth, possible internal injury, severe laceration or loss of consciousness.

Simple Assault – An unlawful physical attack by one person upon another where neither the offender displays a weapon, nor the victim suffers obvious severe or aggravated bodily injury involving apparent broken bones, loss of teeth, possible internal injury, severe laceration or loss of consciousness.

Intimidation – To unlawfully place another person in reasonable fear of bodily harm through the use of threatening words and/or other conduct, but without displaying a weapon or subjecting the victim to actual physical attack.

Stalking – To intentionally and repeatedly follow or harass another person in such a manner as would cause that person to be in reasonable fear of being assaulted, suffering bodily injury or death.

Bribery – The offering, giving, receiving or soliciting of anything of value (i.e., a bribe, gratuity or kickback) to sway the judgment or action of a person in a position of trust or influence.

Burglary/Breaking and Entering – The unlawful entry into a building or other structure with the intent to commit a felony or a theft.

Counterfeiting/Forgery – The altering, copying or imitation of something, without authority or right, with the intent to deceive or defraud by passing the copy or thing altered or imitated as that which is original or genuine; or the selling, buying or possession of an altered, copied or imitated thing with the intent to deceive or defraud.

Destruction/Damage/Vandalism of Property – To willfully or maliciously destroy, damage, deface or otherwise injure real or personal property without the consent of the owner or the person having custody or control of it.

Drug/Narcotic Offenses – The violation of laws prohibiting the production, distribution, and/or use of certain controlled substances and the equipment or devices utilized in their preparation and/or use.

Drug/Narcotic Violations – The unlawful cultivation, manufacture, distribution, sale, purchase, use, possession, transportation or importation of any controlled drug or narcotic substance.



Drug/Narcotic Offenses (continued)

Drug Equipment Violations – The unlawful manufacture, sale, purchase, possession or transportation of equipment or devices utilized in preparing and/or using drugs or narcotics.

Embezzlement – The unlawful misappropriation by an offender to his/her own use or purpose of money, property, or some other thing of value entrusted to his/her care, custody or control.

Extortion/Blackmail – To unlawfully obtain money, property, or any other thing of value, either tangible or intangible, through the use or threat of force, misuse of authority, threat of criminal prosecution, threat of destruction of reputation or social standing or through other coercive means.

Fraud Offenses – The intentional perversion of the truth for the purpose of inducing another person or other entity in reliance upon it to part with something of value or surrender a legal right.

False Pretenses/Swindle/Confidence Game – The intentional misrepresentation of existing facts or conditions, or the use of some other deceptive scheme or device to obtain money, goods, or other things of value.

Credit Card/Automatic Teller Machine Fraud – The unlawful use of a credit or debit card or automatic teller machine for fraudulent purposes.

Impersonation – Falsely representing one's identity or position, and acting in the character or position thus unlawfully assumed, to deceive others and thereby gain a profit or advantage, enjoy some right or privilege, or subject another person or entity to an expense, charge, or liability which would not have otherwise been incurred.

Welfare Fraud – The use of deceitful statements, practices or devices to unlawfully obtain welfare benefits.

Wire Fraud – The use of an electric or electronic communications facility to intentionally transmit a false and/or deceptive message in furtherance of a fraudulent activity.

Gambling Offenses – To unlawfully bet or wager money or something else of value; assist, promote or operate a game of chance for money or some other stake; possess or transmit wagering information; manufacture, sell, purchase, possess or transport gambling equipment, devices or goods; or tamper with the outcome of a sporting event or contest to gain a gambling advantage.

Betting/Wagering – To unlawfully stake money or something else of value on the happening of an uncertain event or on the ascertainment of a fact in dispute.

Operating/Promoting/Assisting Gambling – To unlawfully operate, promote or assist in the operation of a game of chance, lottery or other gambling activity.

Gambling Equipment Violations – To unlawfully manufacture, sell, buy, possess or transport equipment, devices and/or goods used for gambling purposes.

Sports Tampering – To unlawfully alter, meddle in or otherwise interfere with a sporting contest or event for the purpose of gaining a gambling advantage.



Homicide Offenses – The killing of one human being by another.

Murder and Nonnegligent Manslaughter – The willful (nonnegligent) killing of one human being by another.

Negligent Manslaughter – The killing of another person through negligence.

Justifiable Homicide – The killing of a perpetrator of a serious criminal offense by a peace officer in the line of duty; or the killing, during the commission of a serious criminal offense, of the perpetrator by a private individual.

**Justifiable homicide is not an actual offense, is not considered a crime and is not included in an agency's crime counts.*

Human Trafficking Offenses

Commercial Sex Acts – Inducing a person by force, fraud, or coercion to participate in commercial sex acts, or in which the person induced to perform such act(s) has not attained 18 years of age.

Involuntary Servitude – The obtaining of a person(s) through recruitment, harboring, transportation, or provision, and subjecting such person(s) by force, fraud, or coercion into involuntary servitude, peonage, debt bondage, or slavery (not to include commercial sex acts).

Kidnapping/Abduction – The unlawful seizure, transportation, and/or detention of a person against his/her will, or of a minor without the consent of his/her custodial parent(s) or legal guardian.

Larceny/Theft Offenses – The unlawful taking, carrying, leading or riding away of property from the possession, or constructive possession, of another person.

Pocket-Picking – The theft of articles from another person's physical possession by stealth where the victim does not become immediately aware of the theft.

Purse Snatching – The grabbing or snatching of a purse, handbag, etc., from the physical possession of another person.

Shoplifting – The theft, by someone other than an employee of the victim, of goods or merchandise exposed for sale.

Theft from Building – A theft from within a building which is either open to the general public or of which the offender has legal access.

Theft from Coin-Operated Machine or Device – A theft from a machine or device which is operated or activated by the use of coins.

Theft from Motor Vehicle – The theft of articles from a motor vehicle, whether locked or unlocked.

Theft of Motor Vehicle Parts or Accessories – The theft of any part or accessory affixed to the interior or exterior of a motor vehicle in a manner which would make the item an attachment of the vehicle or necessary for its operation.



Larceny/Theft Offenses (continued)

All Other Larceny – All thefts which do not fit any of the definitions of the specific subcategories of Larceny/Theft listed above.

Motor Vehicle Theft – The theft of a motor vehicle.

Pornography/Obscene Material – The violation of laws or ordinances prohibiting the manufacture, publishing, sale, purchase or possession of sexually explicit material, e.g., literature, photographs, etc.

Prostitution Offenses – To unlawfully engage in or promote sexual activities for profit.

Prostitution – To unlawfully engage in sexual relations for profit.

Assisting or Promoting Prostitution – To solicit customers or transport persons for prostitution purposes; to own, manage or operate a dwelling or other establishment for the purpose of providing a place where prostitution is performed; or to otherwise assist or promote prostitution.

Purchasing Prostitution – To purchase, or trade, anything of value for commercial sex acts.

Robbery – The taking, or attempting to take, anything of value under confrontational circumstances from the control, custody or care of another person by force or threat of force or violence, and/or by putting the victim in fear of immediate harm.

Sex Offenses, Non-consensual – Any sexual act directed against another person, without the consent of the victim, including instances where the victim is incapable of giving consent.

Rape – The carnal knowledge of a person, without the consent of the victim, including instances where the victim is incapable of giving consent because of his/her age or because of his/her temporary or permanent mental or physical incapacity.

Sodomy – Oral or anal sexual intercourse with another person, without the consent of the victim, including instances where the victim is incapable of giving consent because of his/her age or because of his/her temporary or permanent mental or physical incapacity.

Sexual Assault With An Object – To use an object or instrument to unlawfully penetrate, however slightly, the genital or anal opening of the body of another person, without the consent of the victim, including instances where the victim is incapable of giving consent because of his/her age or because of his/her temporary or permanent mental or physical incapacity.

Fondling – The touching of the private body parts of another person for the purpose of sexual gratification or any other reason, without the consent of the victim, including instances where the victim is incapable of giving consent because of his/her age or because of his/her temporary or permanent mental or physical incapacity.

Sex Offenses, Consensual – Unlawful, consensual sexual intercourse.



Incest – Consensual sexual intercourse between persons who are related to each other within the degrees wherein marriage is prohibited by law.

Sex Offenses, Consensual (continued)

Statutory Rape – Consensual sexual intercourse with a person who is under the statutory age of consent.
Note: By Tennessee Statute the victim must be between ages 13-17 and the offender must be at least four years older for an offense to be classified as Statutory Rape.

Stolen Property Offense – Receiving, buying, selling, possessing, concealing or transporting any property with the knowledge that it has been unlawfully taken, as by burglary, embezzlement, fraud, larceny, robbery, etc.

Weapon Law Violations – The violation of laws or ordinances prohibiting the manufacture, sale, purchase, transportation, possession, concealment or use of firearms, cutting instruments, explosives, incendiary devices or other deadly weapons. This category includes violations such as the manufacture, sale or possession of deadly weapons; carrying deadly weapons, concealed or openly; using, manufacturing, etc., silencers; and furnishing deadly weapons to minors.

TIBRS Group B Offense Definitions

There are ten Group B offense categories and they encompass all of the crimes which are not Group A offenses, with the exception of most traffic offenses which TIBRS does not collect information on.

Bad Checks – Knowingly and intentionally writing and/or negotiating checks drawn against insufficient or nonexistent funds.

Curfew/Loitering/Vagrancy Violations – The violation of a court order, regulation, ordinance or law requiring the withdrawal of persons from the streets or other specified areas; prohibiting persons from remaining in an area or place in an idle or aimless manner; or prohibiting persons from going from place to place without visible means of support.

Disorderly Conduct – Any behavior that tends to disturb the public peace or decorum, scandalize the community or shock the public sense of morality.

Driving Under the Influence – Driving or operating a motor vehicle or common carrier while mentally or physically impaired as the result of consuming an alcoholic beverage or using a drug or narcotic.

Drunkness – To drink alcoholic beverages to the extent that one's mental faculties and physical coordination are substantially impaired.

Family Offense, Nonviolent – Unlawful, nonviolent acts by a family member (or legal guardian) which threaten the physical, mental or economic well-being or morals of another family member and which are not classifiable as other offenses, such as Assault, Incest, Statutory Rape, etc.

Liquor Law Violations – The violation of laws or ordinances prohibiting the manufacture, sale, purchase, transportation, possession or use of alcoholic beverages.



Group B Offense Definitions (continued)

Peeping Tom – To secretly look through a window, doorway, keyhole or other aperture for the purpose of voyeurism.

Trespass of Real Property – To unlawfully enter land, a dwelling or other real property.

All Other Offenses – All crimes which are not Group A offenses and not included in one of the specifically named Group B crime categories listed above.

Includes: Contempt of Court, Failure to Appear, Violation of Probation / Parole.

Units of Count – Offense

The units of count principles are based upon FBI practices and conform to national standards for counting offenses.

Crimes Against Persons – Homicide, Assaults, Sex Offenses (nonconsensual and consensual), Kidnapping. Each victim equals one offense. Example – an incident involving an aggravated assault with two victims will be counted as two aggravated assaults.

Crimes Against Property – Each offense counts as one occurrence with the exception of Motor Vehicle Theft which is the count of the number of vehicles stolen.

Crimes Against Society – Each offense counts as one occurrence. Example – one drug narcotic violation counts as one offense.

Units of Count – Clearances

The units of count for clearances are based upon FBI practices and conform to national standards for counting clearances. Example – one arrest or exceptional clearance will clear all offenses in the incident.

Updated statistics may be found at <http://www.tn.gov/tbi/topic/crime-statistics> by clicking on the link for TnCrimeonline.com.

