



Crime on Campus **2018**



Bill Lee
Governor

TENNESSEE BUREAU OF INVESTIGATION

901 R.S. Gass Boulevard
Nashville, Tennessee 37216-2639
(615) 744-4000
TDD (615) 744-4001



David B. Rausch
Director

April 22, 2019

Ladies and Gentlemen:

Pursuant to the 1989 “College and University Security Information Act” (Public Chapter No. 317) enacted by the General Assembly, the Tennessee Bureau of Investigation is publishing the annual Crime on Campus report. This report presents the nature, volume, and extent of reported crime on the campuses and in the housing of Tennessee colleges and universities during calendar year 2018.

The report is based on data submitted to the TBI through the Tennessee Incident Based Reporting System (TIBRS) program, which collects data on all crimes occurring in Tennessee. All law enforcement agencies, as well as colleges and universities, are mandated to report crime statistics to the TBI. This report is produced from the TIBRS program and comparison statistics are included.

This report will hopefully assist law enforcement, institution administrations, and government officials in planning their efforts in the fight against crime and continue to create an awareness that crime exists as a threat in our communities. The threats to society by criminal activity must be addressed by efforts from all law-abiding citizens as well as law enforcement agencies.

I wish to express my appreciation to all institutions of higher learning that consistently support a unified crime reporting system in Tennessee. The Bureau urges all Tennesseans to continue to cooperate in reporting crime and in applying crime prevention strategies.

Sincerely,

Director
David Rausch



I. Introduction

Crime on Campus Program

The “Crime on Campus” reporting program is operated pursuant to the requirements of the “College and University Security Information Act”, (T.C.A. § 49-7-2201, *et. seq.*), enacted by the General Assembly of the State of Tennessee, effective July 1, 1989. The Act requires each institution of higher education to report to the Tennessee Bureau of Investigation data relating to crimes occurring on the campus and in student housing. The Bureau is required to prescribe the reporting form and format for the collection of such data and to publish an annual report of the results of such data submissions from each institution. The Tennessee Incident Based Reporting System (TIBRS) offense classifications are based on FBI definitions, which are used as the national standard for statistical crime reporting.

The primary objective of the reporting program is to inform the Governor, the State and Local Government Committees and Education Committees of the Tennessee House of Representatives and Senate, the General Assembly, other government officials, and the public as to the nature and extent of crime on the campuses of Tennessee’s institutions of higher education. Such a report will also provide law enforcement administrators with criminal statistics for administrative and operational purposes.

The “Crime on Campus Report” was compiled using data from the Tennessee Incident Based Reporting System (TIBRS). TIBRS offers the advantage of more accurate reporting of crime statistics than the UCR summary system, which was used in the past. The main difference between TIBRS and UCR summary reporting is that TIBRS will allow more than one crime to be reported per incident, and the UCR summary system allowed the entry of only the most serious crime to be reported. The two systems also differ in the way offenses are defined. Homicide, assault and larceny, for example, are broken down into subcategories in TIBRS while they are established as broad categories in UCR summary reporting. Suicide and attempted suicide, which were collected in UCR summary reports under the *other* category, are not collected under TIBRS. The 2018 Crime on Campus Report includes sections for both analysis and comparison of offenses by year. The definitions of TIBRS Group A offenses will be found in Appendix A, and the definitions for TIBRS Group B offenses will be found in Appendix B. Due to FBI reporting procedures, this report only includes Group B incidents for which there was a clearance by arrest, summons, or citation.

Note: This report is based upon data submitted as of April 2, 2019. As the colleges/universities update their 2018 data, the changes will be reflected at <https://crimeinsight.tbi.tn.gov/>.



Calculation of Rates

1. **Crime Rate** – Campus population data is tabulated, as shown on the individual institution summaries which follow, based on the 2018 fall term campus population. Such population data takes into account all full-time equivalent (FTE) undergraduate and graduate students, faculty personnel, and security personnel. The rate is calculated per offense category by computing the number of offenses per 1,000 persons included in the campus population and is computed using the following formula:

$$\text{Crime Rate} = \frac{\text{Offenses Reported}}{\text{Total Campus Population} \times 1,000}$$

2. **Clearance Rate** – The percentage of offenses that was cleared is the ratio of “Offenses Cleared” to “Actual Offenses Reported”. It is expressed as a percentage and is computed using the following formula:

$$\text{Percentage Cleared} = \frac{\text{Offenses Cleared}}{\text{Offenses Reported}} \times 100$$

Institution Incident Reports

Each report reflects data for the period of January through December 2018, unless otherwise noted. This report reflects fall term campus population and is based on the data provided to the TBI by each institution each month. The monthly reports submitted to TBI are stored in a repository by the CJIS Support Center.

D. Off-Campus Reports

T.C.A. §49-7-2205 states that “The crime statistics shall also include crime data compilations, where available, for crimes against the students of institutions of higher education that are committed within the county where such school is located. Such information shall be taken from incidence/complaint report forms used by state, county and municipal law enforcement agencies that are submitted pursuant to T.C.A. §38-10-102, or voluntarily for purposes of this part. Said incidence/complaint forms shall, when applicable, indicate whether the victim is a student attending an institution of higher education that is located in the county in which the crime occurred and the name of the school attended by such student.”

This law became effective January 1, 1994, and reports are included that were submitted by local law enforcement for calendar year 2018.



II. Overview of 2018 Crime on Campus:

- ❖ Crime reported by Tennessee colleges and universities decreased by 15.6% from 2017 to 2018
 - 5,349 offenses reported in 2018
 - 6,341 offenses reported in 2017
 - 6,384 offenses reported in 2016
 - 6,144 offenses reported in 2015

- ❖ Offenses categorized as Larceny/Theft made up 28.7% of all reported offenses in 2018 with “Theft from A Building” being most often reported at 751 offenses and showing a 4.3% decrease from the 785 reported in 2017. The overall category of reported “Larceny/Theft” offenses has declined since 2015. Between 2015 and 2018, “Larceny/Theft” offenses decreased 12.7%.
 - 1,538 offenses reported in 2018
 - 1,705 offenses reported in 2017
 - 1,725 offenses reported in 2016
 - 1,761 offenses reported in 2015

- ❖ The number of Burglaries decreased by 29.7% from 232 in 2017 to 163 in 2018.
- ❖ Robbery offenses decreased significantly by 50.0% from 14 in 2017 to 7 in 2018.

- ❖ Fraud Offenses decreased by 16.5% in 2018. The offense of “False Pretenses/Swindle/Con” comprised the largest proportion of reported frauds in 2018 showing an overall increase of 9.3% from 2017 to 2018.

- ❖ Assault Offenses decreased by 18.0% between 2017 and 2018
 - Aggravated Assault decreased by 32.4% from 71 in 2017 to 48 in 2018
 - Simple Assault decreased 16.6% from 379 in 2017 to 316 in 2018
 - Intimidation decreased by 21.8% from 248 in 2017 to 194 in 2018
 - Stalking offenses increased by 8.0% from 2017-2018

- ❖ The overall category of “Sex Offenses-Non-Consensual” decreased by 17.8% in 2018. The offense of “Fondling” decreased by 26.1% from 2017-2018.

- ❖ The number of Drug/Narcotics and Drug Equipment Violations decreased by 9.8% from 1,074 in 2017 to 969 in 2018.

- ❖ Group B Offenses:
 - Total Group B arrests decreased by 24.2% from 1,449 in 2017 to 1,098 in 2018.
 - Drunkenness decreased 29.3% from 188 in 2017 to 133 in 2018
 - Driving Under the Influence (DUI) offenses decreased by 35.0%
 - Liquor Law Violations decreased by 13.8% from 2017-2018



**Table I: Crime on Campus, Comparison of Offenses by Year
Total Number of Crimes Reported, 2015-2018, by Offense**

Offense Code	Offense Category					Percent Change			Offenses as % of Total				
		2015	2016	2017	2018	2015-2016	2016-2017	2017-2018	2015	2016	2017	2018	
Group A Offenses													
200	Arson	10	5	2	4	-50.0%	-60.0%	100.0%		0.2%	0.1%	0.0%	0.1%
	Assault Offenses	675	850	748	612	25.9%	-12.0%	-18.2%		11.0%	13.3%	11.8%	11.4%
13A	Aggravated Assault	51	69	71	48	35.3%	2.9%	-32.4%		0.8%	1.1%	1.1%	0.9%
13B	Simple Assault	345	447	379	316	29.6%	-15.2%	-16.6%		5.6%	7.0%	6.0%	5.9%
13C	Intimidation	214	268	248	194	25.2%	-7.5%	-21.8%		3.5%	4.2%	3.9%	3.6%
13D	Stalking	65	66	50	54	1.5%	-24.2%	8.0%		1.1%	1.0%	0.8%	1.0%
510	Bribery	0	1	1	0	-	0.0%	-100.0%		0.0%	0.0%	0.0%	0.0%
220	Burglary/Breaking & Entering	248	258	232	163	4.0%	-10.1%	-29.7%		4.0%	4.0%	3.7%	3.0%
250	Counterfeiting/Forgery	38	37	40	41	-2.6%	8.1%	2.5%		0.6%	0.6%	0.6%	0.8%
290	Destruction/Damage/Vandalism	618	680	671	535	10.0%	-1.3%	-20.3%		10.1%	10.7%	10.6%	10.0%
	Drug/Narcotic Offenses	860	1,011	1,074	969	17.6%	6.2%	-9.8%		14.0%	15.8%	16.9%	18.1%
35A	Drugs/Narcotics Violation	539	607	633	591	12.6%	4.3%	-6.6%		8.8%	9.5%	10.0%	11.0%
35B	Drug Equipment Violation	321	404	441	378	25.9%	9.2%	-14.3%		5.2%	6.3%	7.0%	7.1%
270	Embezzlement	13	18	11	13	38.5%	-38.9%	11		0.2%	0.3%	0.2%	0.2%
210	Extortion/Blackmail	2	6	7	12	200.0%	16.7%	71.4%		0.0%	0.1%	0.1%	0.2%
	Fraud Offenses	131	143	139	116	9.2%	-2.8%	-16.5%		2.1%	2.2%	2.2%	2.2%
26A	False Pretenses/Swindle/Con	64	56	43	47	-12.5%	-23.2%	9.3%		1.0%	0.9%	0.7%	0.9%
26B	Credit Card/ATM	43	45	58	33	4.7%	28.9%	-43.1%		0.7%	0.7%	0.9%	0.6%
26C	Impersonation	13	35	26	16	169.2%	-25.7%	-38.5%		0.2%	0.5%	0.4%	0.3%
26D	Welfare Fraud	0	0	0	0	-	-	-		0.0%	0.0%	0.0%	0.0%
26E	Wire Fraud	11	7	12	20	-36.4%	71.4%	66.7%		0.2%	0.1%	0.2%	0.4%
26F	Identity Theft	0	2	1	3	-	-50.0%	200.0%		0.0%	0.0%	0.0%	0.1%
26G	Computer Hacking/Invasion	0	1	0	5	-	-100.0%	-		0.0%	0.0%	0.0%	0.1%
	Gambling Offenses	2	0	2	0	-100.0%	-	-100.0%		0.0%	0.0%	0.0%	0.0%
39A	Betting/Wagering	2	0	2	0	-100.0%	-	-100.0%		0.0%	0.0%	0.0%	0.0%
39B	Operation/Promoting/Assisting	0	0	0	0	-	-	-		0.0%	0.0%	0.0%	0.0%
39C	Gambling Equipment Violation	0	0	0	0	-	-	-		0.0%	0.0%	0.0%	0.0%
39D	Sports Tampering	0	0	0	0	-	-	-		0.0%	0.0%	0.0%	0.0%
	Homicide Offenses	1	0	0	1	-100.0%	-	-		0.0%	0.0%	0.0%	0.0%
09A	Murder/Nonnegligent Manslaughter	1	0	0	1	-100.0%	-	-		0.0%	0.0%	0.0%	0.0%
09B	Negligent Manslaughter	0	0	0	0	-	-	-		0.0%	0.0%	0.0%	0.0%
09D	Negligent Vehicular Manslaughter	0	0	0	0	-	-	-		0.0%	0.0%	0.0%	0.0%
	Human Trafficking	0	0	0	0	-	-	-		-	-	-	0.0%
64A	Commercial Sex Acts	0	0	0	0	-	-	-		-	-	-	0.0%
64B	Involuntary Servitude	0	0	0	0	-	-	-		-	-	-	0.0%
100	Kidnapping/Abduction	3	11	3	5	266.7%	-72.7%	66.7%		0.0%	0.2%	0.0%	0.1%
	Larceny/Theft Offenses	1,761	1,725	1,705	1,538	-2.0%	-1.2%	-9.8%		28.7%	27.0%	26.9%	28.7%
23A	Pocket-Picking	5	0	5	1	-100.0%	-	-80.0%		0.1%	0.0%	0.1%	0.0%
23B	Purse-Snatching	4	1	0	2	-75.0%	-100.0%	-		0.1%	0.0%	0.0%	0.0%
23C	Shoplifting	66	79	78	88	19.7%	-1.3%	12.8%		1.1%	1.2%	1.2%	1.6%
23D	Theft from Building	908	855	785	751	-5.8%	-8.2%	-4.3%		14.8%	13.4%	12.4%	14.0%
23E	Theft from Coin Machine	5	9	8	21	80.0%	-11.1%	162.5%		0.1%	0.1%	0.1%	0.4%
23F	Theft from Motor Vehicle	253	279	346	269	10.3%	24.0%	-22.3%		4.1%	4.4%	5.5%	5.0%
23G	Theft of Motor Vehicle Parts	70	80	79	63	14.3%	-1.3%	-20.3%		1.1%	1.3%	1.2%	1.2%
23H	All Other Larceny	450	422	404	343	-6.2%	-4.3%	-15.1%		7.3%	6.6%	6.4%	6.4%

**Table I: Crime on Campus, Comparison Of Offenses by Year
Total Number of Crimes Reported, 2015-2018, by Offense**

Offense Code	Offense Category	2015-2018				Percent Change			Offenses as % of Total			
		2015	2016	2017	2018	2015-2016	2016-2017	2017-2018	2015	2016	2017	2018
240	Motor Vehicle Theft	37	56	66	85	51.4%	17.9%	28.8%	0.6%	0.9%	1.0%	1.6%
370	Pornography/Obscene Material	1	3	4	1	200.0%	33.3%	-75.0%	0.0%	0.0%	0.1%	0.0%
	Prostitution Offenses	2	0	0	1	-100.0%	-	-	0.0%	0.0%	0.0%	0.0%
40A	Prostitution	0	0	0	0	-	-	-	0.0%	0.0%	0.0%	0.0%
40B	Assisting/Promotion Prostitution	0	0	0	0	-	-	-	0.0%	0.0%	0.0%	0.0%
40C	Purchasing Prostitution	2	0	0	1	-	-	-	-	-	-	0.0%
120	Robbery	24	29	14	7	20.8%	-51.7%	-50.0%	0.4%	0.5%	0.2%	0.1%
	Sex Offenses, Non-Consensual	137	125	101	83	-8.8%	-19.2%	-17.8%	2.2%	2.0%	1.6%	1.5%
11A	Rape	64	64	49	44	0.0%	-23.4%	-10.2%	1.0%	1.0%	0.8%	0.8%
11B	Sodomy	11	10	5	4	-9.1%	-50.0%	-20.0%	0.2%	0.2%	0.1%	0.1%
11C	Sexual Assault with an Object	8	7	1	1	-12.5%	-85.7%	0.0%	0.1%	0.1%	0.0%	0.0%
11D	Fondling	54	44	46	34	-18.5%	4.5%	-26.1%	0.9%	0.7%	0.7%	0.6%
	Sex Offenses, Consensual	0	1	1	0	-	0.0%	-100.0%	0.0%	0.0%	0.0%	0.0%
36A	Incest	0	0	0	0	-	-	-	0.0%	0.0%	0.0%	0.0%
36B	Statutory Rape	0	1	1	0	-	0.0%	-100.0%	0.0%	0.0%	0.0%	0.0%
280	Stolen Property Offenses	2	1	12	6	-50.0%	1100.0%	-50.0%	0.0%	0.0%	0.2%	0.1%
520	Weapon Law Violations	53	54	59	51	1.9%	9.3%	-13.6%	0.9%	0.8%	0.9%	1.0%
	Animal Cruelty	0	2	1	0	-	-	-	-	-	-	-
	Group A Total	4,618	5,019	4,892	4,259	8.7%	-2.5%	-12.9%	75.2%	78.6%	77.1%	79.5%
	Group B Offenses											
90A	Bad Checks	0	0	1	1	-	-	0.0%	0.0%	0.0%	0.0%	0.0%
90B	Curfew/Loitering/Vagrancy	1	3	3	5	200.0%	0.0%	66.7%	0.0%	0.0%	0.0%	0.1%
90C	Disorderly Conduct	68	86	73	47	26.5%	-15.1%	-35.6%	1.1%	1.3%	1.2%	0.9%
90D	Driving Under the Influence	83	64	103	67	-22.9%	60.9%	-35.0%	1.4%	1.0%	1.6%	1.3%
90E	Drunkenness	186	179	188	133	-3.8%	5.0%	-29.3%	3.0%	2.8%	3.0%	2.5%
90F	Family Offenses, Nonviolent	1	2	2	5	100.0%	0.0%	150.0%	0.0%	0.0%	0.0%	0.1%
90G	Liquor Law Violations	944	786	775	668	-16.7%	-1.4%	-13.8%	15.4%	12.3%	12.2%	12.5%
90H	Peeping Tom	2	0	3	0	-100.0%	-	-100.0%	0.0%	0.0%	0.0%	0.0%
90J	Trespass of Real Property	169	144	188	102	-14.8%	30.6%	-45.7%	2.8%	2.3%	3.0%	1.9%
90Z	All Other Offenses	72	101	113	70	40.3%	11.9%	-38.1%	1.2%	1.6%	1.8%	1.3%
	Group B Total	1,526	1,365	1,449	1,098	-10.6%	6.2%	-24.2%	24.8%	21.4%	22.9%	20.5%
	Total Crimes for the Year	6,144	6,384	6,341	5,349	3.9%	-0.7%	-15.6%	100.0%	100.0%	100.0%	100.0%

Footnote: 1) The number zero (0) is defined as infinite by basic mathematical rules and is not divisible. Therefore, all calculations in the analysis using zero (0) result in an undefined result (-).

Victim and Offender Overview

The following examines 2018 victim and offender data of Group A offenses reported to TIBRS by colleges/universities. Per TIBRS, Group A offenses are committed by the same offender, or group of offenders acting in concert, at the same time and place. A total of 4,259 Group A offenses were reported to TIBRS in 2018. From 2017-2018, the number of reported Group A offenses decreased by 12.9%.

Further examination of data revealed that female students accounted for 52.1%, while male students accounted for 46.3% of reported victims. In both males and females, individuals identified as White (63.1%) were victimized most frequently. Students identified as Black or African American (30.3%) were victimized two times less than White students. Thirty-eight or 1.6% of victims in 2018 were reported as having an Unknown gender and 73 or 3.0% victims reported with an unknown race.

Chart 1: Victim Race

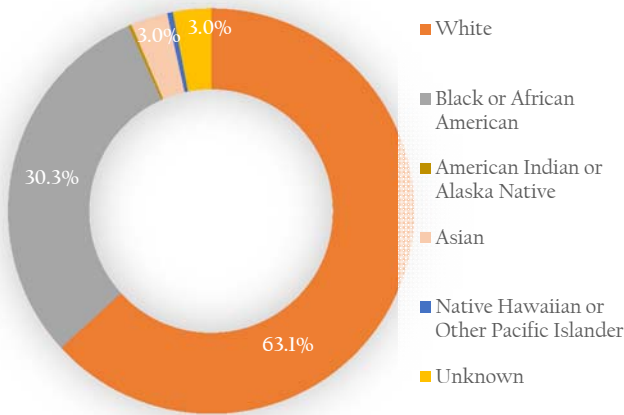
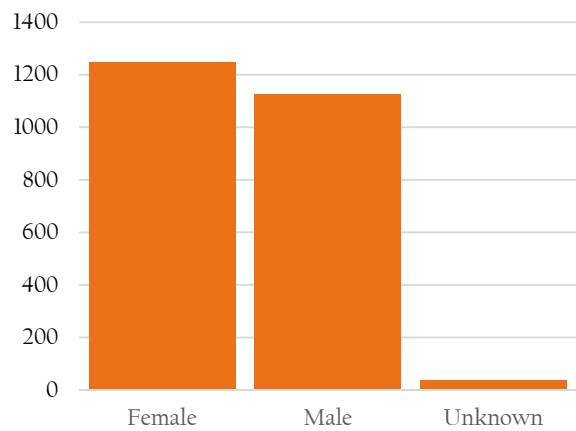


Chart 2: Victim Gender



Offender data revealed Male students made up 45.8% of the total number of reported offenders in 2018. Females, in contrast, accounted for 16.6%. A total of 1,294 group A offenders were reported to TIBRS with an Unknown gender. The category of “Unknown” is used in instances where a Group A offense is reported by the victim and no information about the perpetrator is known.

Chart 3: Offender Race

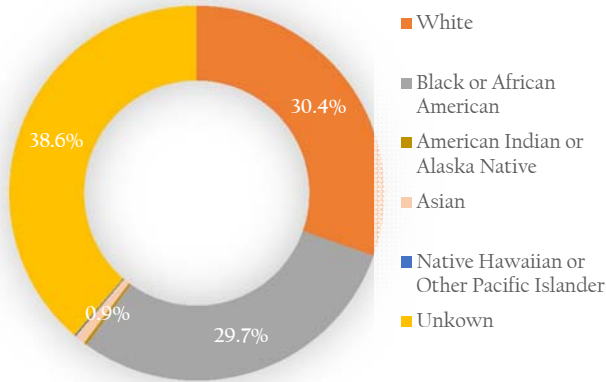
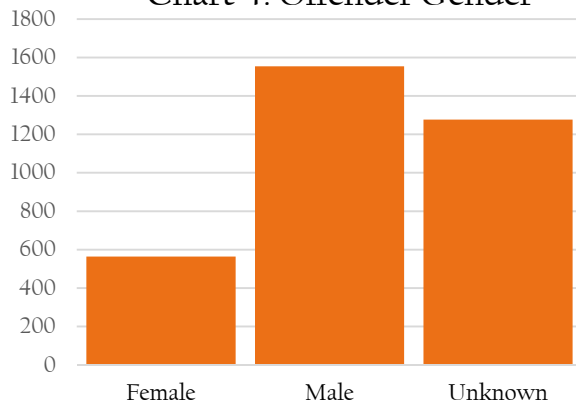


Chart 4: Offender Gender



Male students identified as White accounted for 22.7%, while male Black or African American students made up 21.2% of the reported offenders in 2018. Offender data on females revealed that Black or African American female students accounted for 8.4% while White Female students accounted for 7.6%.



Victim to Offender Relationship

The TIBRS data element of *Victim to Offender Relationship* is collected in all offenses considered to be Crimes Against Persons and Robbery. Collection of this information is beneficial when attempting to identify a connection, if any, between a specific victim and their offender. Some of the relationship types include: Intimate, Family, Acquaintance, Stranger, Victim was Offender, and Unknown.

Table 2: Offense by Relationship Type

Offense Category	Intimate	Family	Acquaintance	Stranger	Victim was Offender	Unknown
Kidnapping	1	0	4	0	0	0
Rape	3	0	25	2	0	10
Sodomy	0	0	3	0	0	0
Sexual Assault w/object	0	0	1	0	0	0
Fondling	0	1	16	7	0	9
Aggravated Assault	2	0	24	7	0	13
Simple Assault	66	8	155	20	32	58
Intimidation	14	3	94	21	2	49
Stalking	12	1	26	4	0	7
Robbery	0	0	1	2	0	3
Total	98	13	349	63	34	149

A total of 706 victims to offender relationships reported in 2018. Of 706 relationships reported, Acquaintance was the most frequently reported with 49.4%, whereas only 13.9% of relationship types were classified as Intimate. Further analysis of data listed in Table 2 revealed 70.9% of victims knew their offenders in some capacity, whereas 63 or 8.9% were reported as Strangers. There were 149 victims (21.1%) reported with an Unknown relationship to their offender.

Chart 5: Sex Offenses Victim to Offender Relationships

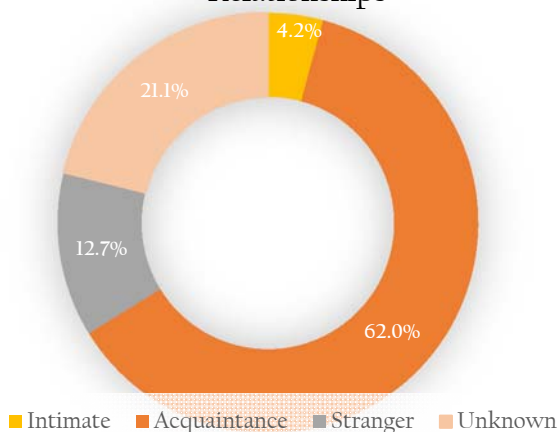
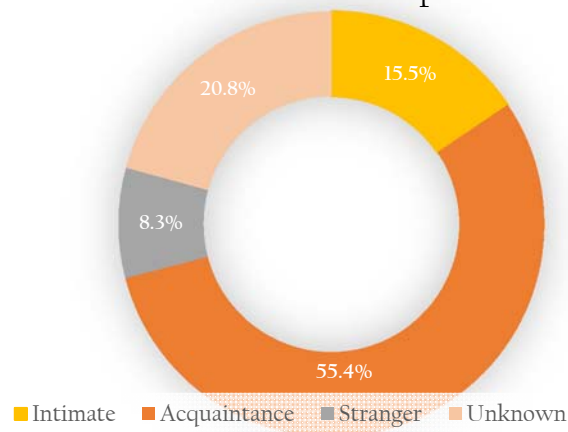


Chart 6: Assault Offenses Victim to Offender Relationships



The relationship type of Acquaintance made up more than half of the reported relationship types for sexual offenses in 2018. Stranger, in comparison, made up 11.7%. Simple Assault was the most frequently reported assault offense and of the 339 relationships reported with Simple Assault, 19.5% were reported as Intimate relationship with the offender.



Additional Group A Analysis

TIBRS also collects the location in which the offense occurs. Colleges and universities across the state reported numerous crime locations.

The most frequently reported location was “School-College/University” accounting for 35.5% of all locations. The next most frequently reported locations were “Residence/Home” accounting for 21.8% of all reported locations followed by “Parking/Drop Lot/Garage” at 16.8%.

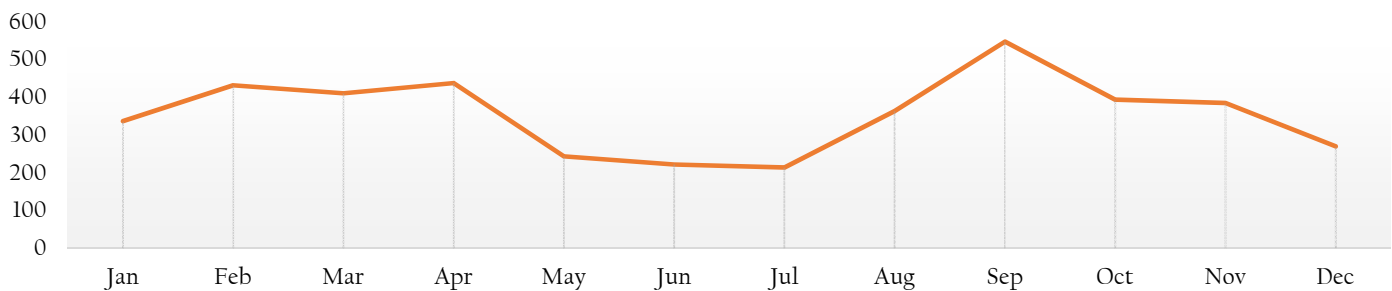
Another noteworthy finding in data revealed, the location type of Cyberspace which was reported 29 times in 2018. An increase of 141.7% from 2017. Per TIBRS, Cyberspace is defined as a virtual or internet-based network of two or more computers in separate locations, which communicate either through wired or wireless connections.

Note, however, Cyberspace is the only location type that cannot be reported as the primary location and cannot be the only location submitted in an incident. Per TIBRS a primary location type must be submitted for each Cyberspace entry in TIBRS.

Other/Unknown per TIBRS is any location that does not fit a specific location or when the actual location of the incident is unknown.

Data on Chart 7 revealed September as the most reported month in Group A offenses committed at 12.9% followed by April at 10.3%. The months with the lowest reported crimes are May (5.7%) June (5.2%) and July (5.0%)—when enrollment at colleges decline for the summer months.

Chart 7: 2018 Group A offenses by Month



#	Table 3: Group A offenses by Location
1,873	School - College/University
1,154	Residence/Home
888	Parking Lot/Garage
328	Highway/Road/Alley
288	Hospital
85	Restaurant
76	Government/Public Building
76	Arena/Stadium/Fairgrounds/Coliseum
64	Library
59	Doctor's Office
57	Department/Discount Store
41	Specialty store (TV, Fur, etc.)
34	Other/Unknown
32	Commercial/Office Building
29	Cyberspace
27	Construction Site
20	Community Center
19	Locker Room
18	School - Elementary/Secondary
17	School/College(Historical Only)
15	Convenience Store
14	Field/Woods
14	Park/Playground
11	Hotel/Motel/Etc.
6	Daycare Facility
6	Abandoned/Condemned Structure
5	Service/Gas Station
4	Cemetery
4	Farm Facility
1	Lake/Waterway
1	Military Installation
1	Museum



Violent Crime Overview

Violent Crimes shown on Table 4 decreased by 22.8% from 2017 to 2018. Sex offenses such as Rape, Sodomy, and Fondling decreased significantly from 2017 to 2018. Though sex offenses are among the most under reported crimes by colleges and universities, the trend may be attributable due to a higher presence in law enforcement personnel on campus grounds. The offense category of Kidnapping/Abduction and Sexual Assault with an Object, however, increased by 100.0% from 2017-2018.

Table 4: Annual Year Violent Crime Comparison

Offense Code	Offense Category	2015	2016	2017	2018	Percent Change 2017-2018
09A	Murder/Nonnegligent Manslaughter	1	0	0	1	-
13A	Aggravated Assault	51	69	71	48	-32.4%
100	Kidnapping/Abduction	3	11	3	6	100.0%
120	Robbery	24	29	14	7	-50.0%
11A	Rape	64	64	49	44	-10.2%
11B	Sodomy	11	10	5	4	-20.0%
11C	Sexual Assault with an Object	8	7	1	2	100.0%
11D	Fondling	54	44	46	34	-26.1%
	Total Violent Crimes	216	234	189	146	-22.8%

Certain TIBRS offenses, as shown in Table 5, require a weapon/force type to be reported. TIBRS captures information concerning various weapons being used to commit crime in the state of Tennessee. Personal Weapons (hands, fist, feet, etc.) were most often reported (58.1%) as the Weapon Type in violent crimes by colleges and universities in 2018. The overall category of “Firearms” accounted for an additional 14.7% of weapons used in violent crimes. Poison and Drugs/Narcotics/Sleeping Pills were the least reported weapon types used in 2018.

Table 5: Weapons Used in Violent Crimes

Offense Code	Offense Category	Weapon Type										
		Firearm/Firearm (Type not Stated)	Handgun	Handgun - Automatic	Knife/Cutting Instrument	Blunt Object	Motor Vehicle	Personal Weapons	Poison	Drugs/Narcotics/Sleeping Pills	Other	Unknown
09A	Murder	0	0	0	0	0	0	0	0	0	1	0
100	Kidnapping	0	0	0	0	0	0	5	0	0	0	0
11A	Rape	0	0	0	1	0	0	26	0	1	1	4
11B	Sodomy	0	0	0	0	0	0	3	0	0	0	0
11C	Sexual Assault with an Object	0	0	0	0	0	0	1	0	0	0	0
11D	Fondling	0	0	0	0	0	0	32	0	0	0	1
100	Aggravated Assault	1	11	4	11	7	5	10	1	0	3	0
120	Robbery	1	2	1	1	0	0	2	0	0	0	0
	Total	2	13	5	13	7	5	79	1	1	5	5

Although TIBRS requires each entry to be the most specific, weapon types and use of force categories are based upon the types of weapons available for selection within the program criteria. “Other” is used when the weapon type is not available for selection in the program criteria and “Unknown” is used when the victim does not know the type of weapon used when the violent offense occurred.



Table 6: Non-Violent Crime Comparison

Offense Code	Offense Category					Percent Change		
		2015	2016	2017	2018	2015-2016	2016-2017	2017-2018
200	Arson	10	5	2	4	-50.0%	-60.0%	100.0%
13B	Simple Assault	345	447	379	316	29.6%	-15.2%	-16.6%
13C	Intimidation	214	268	248	194	25.2%	-7.5%	-21.8%
13D	Stalking	65	66	50	54	1.5%	-24.2%	8.0%
510	Bribery	0	1	1	0	-	0.0%	-100.0%
220	Burglary	248	258	232	163	4.0%	-10.1%	-29.7%
250	Counterfeiting/Forgery	38	37	40	41	-2.6%	8.1%	2.5%
290	Destruction/Damage/Vandalism	618	680	671	535	10.0%	-1.3%	-20.3%
35A	Drugs/Narcotics Violation	539	607	633	591	12.6%	4.3%	-6.6%
35B	Drug Equipment Violation	321	404	441	378	25.9%	9.2%	-14.3%
270	Embezzlement	13	18	11	13	38.5%	-38.9%	18.2%
210	Extortion/Blackmail	2	6	7	12	200.0%	16.7%	71.4%
26A	False Pretenses/Swindle/Con	64	56	43	47	-12.5%	-23.2%	9.3%
26B	Credit Card/ATM	43	45	58	33	4.7%	28.9%	-43.1%
26C	Impersonation	13	35	26	16	169.2%	-25.7%	-38.5%
26D	Welfare Fraud	0	0	0	0	-	-	-
26E	Wire Fraud	11	7	12	20	-36.4%	71.4%	66.7%
26F	Fraud-Identity Theft	0	2	1	3	-	-	200.0%
26G	Fraud-Computer Hacking/Invasion	0	1	0	5	-	-	-
39A	Betting/Wagering	2	0	2	0	-100.0%	-	-100.0%
39B	Operation/Promoting/Assisting	0	0	0	0	-	-	-
39C	Gambling Equipment Violation	0	0	0	0	-	-	-
39D	Sports Tampering	0	0	0	0	-	-	-
09B	Negligent Manslaughter	0	0	0	0	-	-	-
	Negligent Vehicular Manslaughter	0	0	0	0	-	-	-
64A	Commercial Sex Acts	0	0	0	0	-	-	-
64B	Involuntary Servitude	0	0	0	0	-	-	-
23A	Pocket-Picking	5	0	5	1	-100.0%	-	-80.0%
23B	Purse-Snatching	4	1	0	2	-75.0%	-100.0%	-
23C	Shoplifting	66	79	78	88	19.7%	-1.3%	12.8%
23D	Theft from Building	908	855	785	751	-5.8%	-8.2%	-4.3%
23E	Theft from Coin Machine	5	9	8	21	80.0%	-11.1%	162.5%
23F	Theft from Motor Vehicle	253	279	346	269	10.3%	24.0%	-22.3%
23G	Theft of Vehicle Parts	70	80	79	63	14.3%	-1.3%	-20.3%
23H	All Other Larceny	450	422	404	343	-6.2%	-4.3%	-15.1%
240	Motor Vehicle Theft	37	56	66	85	51.4%	17.9%	28.8%
370	Pornography/Obscene Material	1	3	4	1	200.0%	33.3%	-75.0%
40A	Prostitution	0	0	0	0	-	-	-
40B	Assisting/Promotion Prostitution	0	0	0	0	-	-	-
40C	Purchasing Prostitution	2	0	0	1	-	-	-
36A	Incest	0	0	0	0	-	-	-
36B	Statutory Rape	0	1	1	0	-	0.0%	-100.0%
280	Stolen Property Offenses	2	1	12	6	-50.0%	1100.0%	-50.0%
520	Weapon Law Violations	53	54	59	51	1.9%	9.3%	-13.6%
90A	Bad Checks	0	0	1	1	-	-	0.0%
90B	Curfew/Loitering/Vagrancy	1	3	3	5	200.0%	0.0%	66.7%
90C	Disorderly Conduct	68	86	73	47	26.5%	-15.1%	-35.6%
90D	Driving Under the Influence	83	64	103	67	-22.9%	60.9%	-35.0%
90E	Drunkenness	186	179	188	133	-3.8%	5.0%	-29.3%
90F	Family Offenses, Nonviolent	1	2	2	5	100.0%	0.0%	150.0%
90G	Liquor Law Violation	944	786	775	668	-16.7%	-1.4%	-13.8%
90H	Peeping Tom	2	0	3	0	-	-	-100.0%
90J	Trespass of Real Property	169	144	188	102	-14.8%	30.6%	-45.7%
90Z	All Other Offenses	72	101	113	70	40.3%	11.9%	-38.1%
Total Non-Violent Crimes		5,928	6,148	6,153	5,205	3.7%	0.1%	-15.4%

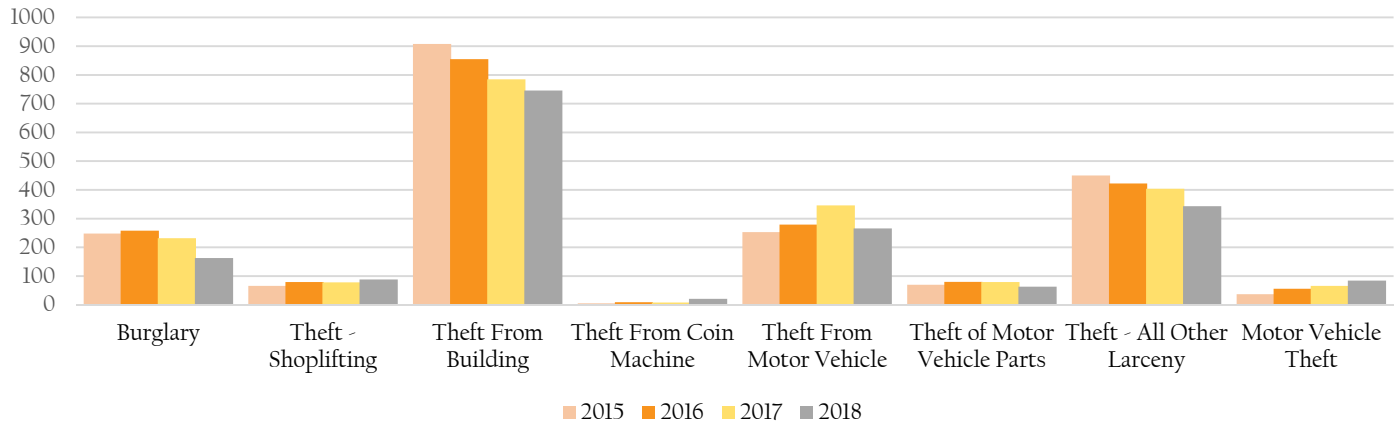
Footnote: The number zero (0) is defined as infinite by basic mathematical rules and is not divisible. Therefore, all calculations in the analysis using zero (0) result in an undefined result (-).



Larceny/Theft & Burglary Offenses

Larceny/Theft Offenses accounted for 28.8% of all the reported offenses in 2018. Burglaries, from 2015-2018 declined 34.3% from 2015-2018. The Group A offenses of “Theft from a Building” and “Theft- All Other Larceny” have been the most reported offenses year to year.

Chart 8: 2015-2018 Theft and Burglary



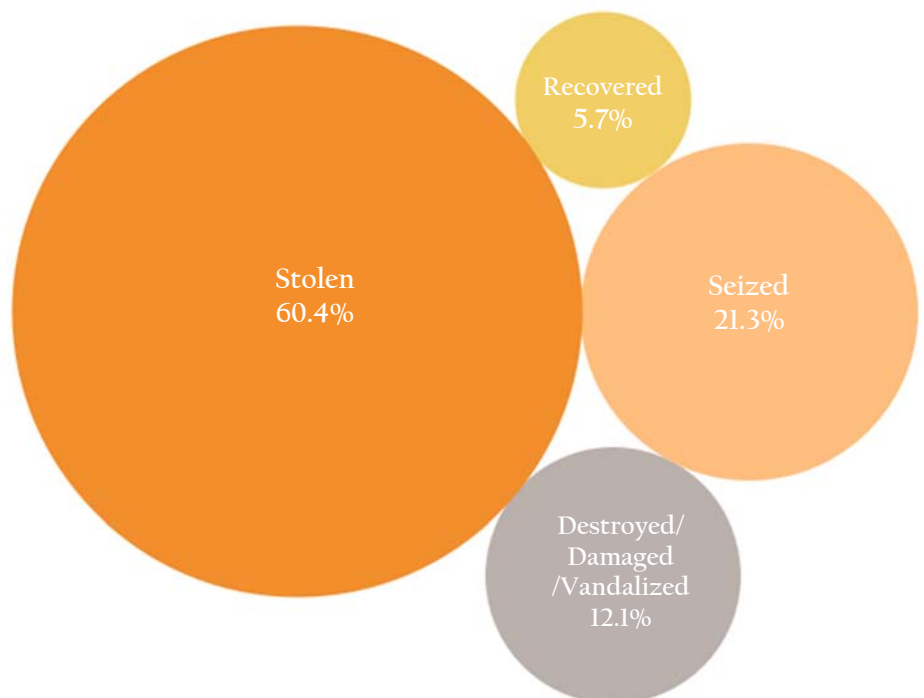
Theft from Coin Machine increased by 320.0% within the four year time frame. Similarly, Motor Vehicle Thefts at college campuses increased significantly by 129.7% within the four-year time frame. Theft *from* Motor Vehicle increased by 6.3% from 2015 to 2018. Theft of Motor Vehicle Parts, in comparison, the number of reported Theft of Motor Vehicle parts decreased by 10.0% within the same timeframe.

Per TIBRS, Crimes Against Property are measured by one offense for each distinct case except Motor Vehicle Theft, where one offense is counted for each vehicle stolen.

Data in Chart 9 displays “Stolen” as the highest reported category for Type of Property Loss accounting for a total of 60.4% followed by Seized at 21.3% in 2018.

Of all the reported Property Losses in 2018, 5.7% were later reported as Recovered. The Property Loss categories of Burned and Counterfeited/Forged accounted for 0.5% combined and are not included in Chart 9.

Chart 9: 2018 Property Loss type



#	Table 7: Larceny/theft & Burglary offenses by Location
845	School-College/University
432	Parking Lot/Garage
284	Residence/Home
91	Hospital
86	Highway/Road/Alley
49	Arena/Stadium/Fairgrounds/Coliseum
47	Doctor's Office
45	Library
44	Restaurant
44	Department/Discount Store
40	Government/Public Building
33	Specialty store (TV, Fur, etc.)
24	Commercial/Office Building
19	Community Center
18	Locker Room
17	Construction Site
12	School/College(Historical Only)
12	Other/Unknown
9	Convenience Store
8	School – Elementary/Secondary
6	Park/Playground
5	Hotel/Motel/Etc.
4	Field/Woods
4	Cemetery
3	Church/Synagogue/Temple
2	Daycare Facility
1	Movie Theater
1	Military Installation
1	Lake/Waterway
1	Grocery/Supermarket
1	Carport
1	Bar/Night Club
1	Abandoned/Condemned Structure

Larceny/Theft & Burglary Offenses

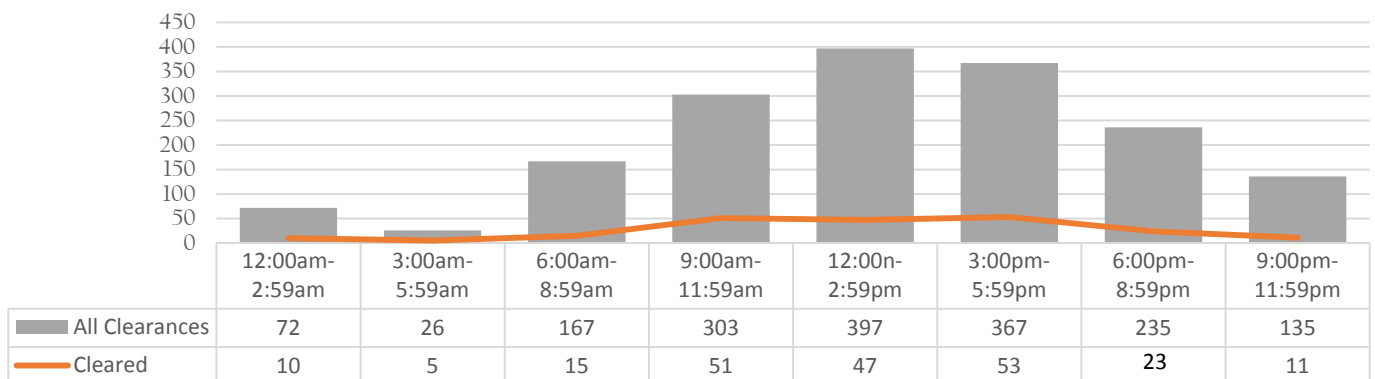
Offense categories of Larceny/Theft and Burglary were combined to explore the locations and time of day these crimes most commonly occurred in 2018 at colleges and universities.

Identifying the location in which the crime occurred provides detailed information, such as crime patterns and trends. The most commonly reported locations where Larceny/Theft and Burglary offenses occurred (other than School-College/University) were Parking Lot/Garage (432) and Residence/Home (284). Table 7 details the various locations along with the number of 2018 Larceny/Theft and Burglary crimes reported in each location.

Chart 10 depicts the Larceny/Theft and Burglary crimes committed and cleared (e.g., the offender was arrested or cleared by exceptional means) by time of day. Most Larceny/Theft and Burglary offenses occurred between the hours of 12:00pm and 5:59pm.

Most offenses in 2018 were cleared during college/university school hours—9:00 a.m.-5:59 p.m.

Chart 10: Larceny/Theft & Burglary Offenses by Time of Day



Drug/Narcotic & Equipment Offenses

Of all the reported offenses committed in colleges/universities in 2018, the overall number of Drug/Narcotic Offenses accounted for 18.1%.

Specific locations listed in Table 8 were documented in Drug/Narcotic and Equipment offenses. The most frequently reported location category in 2018 was “Residence/Home” 39.8% followed by “School-College/University” at 25.2% and “Highway/Road/Alley” at 13.2%.

Males were the most frequent offender for drug-related crimes at 70.2%. Across all races, males (671) had a much higher frequency of committing drug-related crimes than females (245). One offender was reported as a Native Hawaiian or Other Pacific Islander. In 2018, Offenders with an unknown gender and unknown race accounted for only 2.0%.

Data displayed on Chart II reveals that the Race category of White accounted for the most report Race followed by Black or African American at 39.8%

Further analysis indicated the reported number of seized Drug/Narcotics increased from 2015 to 2018 increased by 16.9%. Similarly, seized property with the description of Drug/Narcotic Equipment Violations increased by 16.6% from 2015-2018.

Number of Crimes	Table 8: Drug offenses by Location Type
498	Residence/Home
315	School – College/University
165	Highway/Road/Alley
136	Parking Lot/Garage
91	Hospital
10	Other/Unknown
7	Field/Woods
6	Arena/Stadium/Fairgrounds/Coliseum
4	School – Elementary/Secondary
3	Library
3	Construction Site
2	Department/Discount Store
2	Restaurant
2	Service/Gas Station
2	Government/Public Building
2	Park/Playground
2	Abandoned/Condemned Structure
1	Specialty store (TV, Fur, etc.)

Chart II: Drug Offender by Race

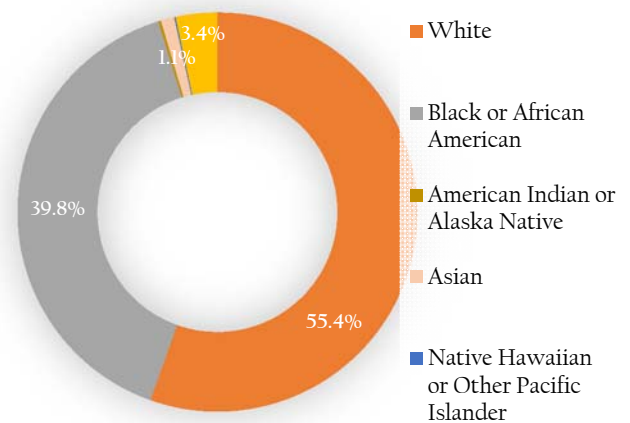
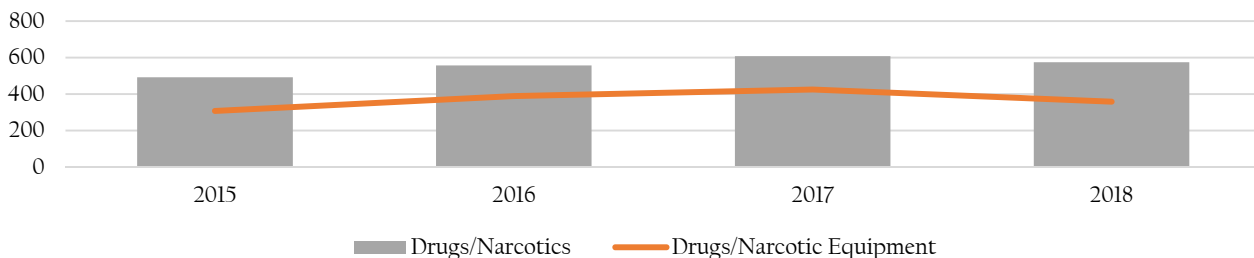


Chart 12: Seized Drugs and Drug Equipment



Group B Overview

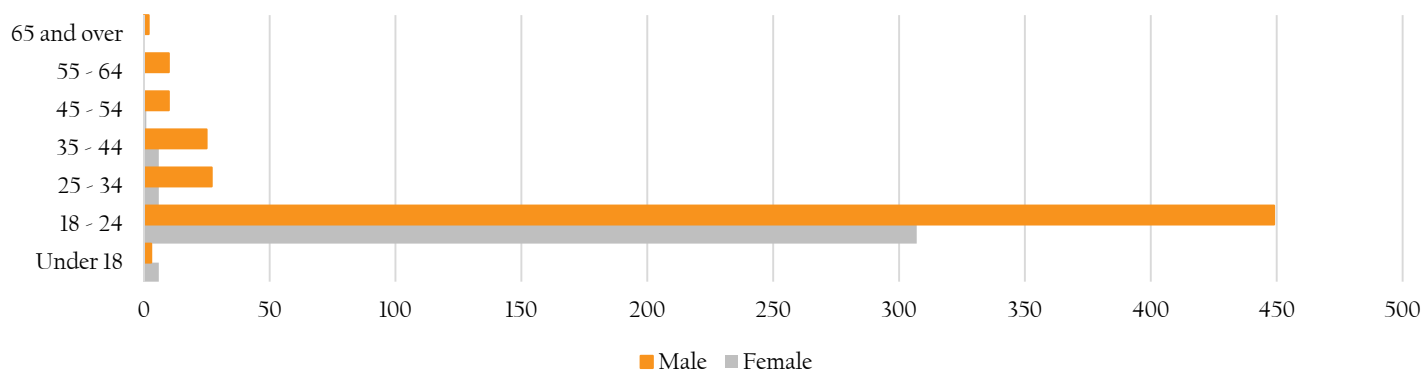
Unlike Group A offenses, Group B offenses are only reported to TIBRS when an arrest is made. Below is a table of offenses classified as Group B in TIBRS. The total number of reported Group B offenses decreased by 25.5% from 2017-2018. This may be attributed to the awareness of law enforcement presence on college campuses. Notably, from 2017-2018, Trespassing decreased by 45.7% from 2017-2018. Curfew/Vagrancy, in contrast, increased by 66.7%.

Table 9: Group B Offenses by Year

Offense Type	2015	2016	2017	2018	2015-2018 %	2017-2018 %
Bad Checks	0	0	1	1	-	0.0%
Curfew/Vagrancy	1	3	3	5	400.0%	66.7%
Disorderly Conduct	68	86	73	47	-32.4%	-37.0%
DUI	83	64	103	67	-26.5%	-40.8%
Drunkenness	186	179	188	133	-32.3%	-33.0%
Family-Non Violent	1	2	2	5	400.0%	150.0%
Liquor Law Violations	944	786	775	668	-29.6%	-14.2%
Peeping Tom	2	0	3	0	-100.0%	-
Trespass	169	144	188	102	-39.6%	-45.7%
90Z: All Other Offenses	72	101	113	70	-5.6%	-39.8%
Total	1,526	1,365	1,449	1,098	-28.6%	-24.8%

Data on Chart 13 examines arrestee data on offenses alcohol-related offenses such as, DUI, Drunkenness, and Liquor Law Violations. Data revealed a total of 852 college students were arrested for alcohol-related crimes in 2018. Male students aged 18-24 accounted for 60.0% of the reported offenders while females in that same age group accounted for 40.0%. Over all offender gender data revealed that Males made up 59.6% while Females only accounted for 40.4%.

Chart 13: 2018 Arrestee by Gender and Age



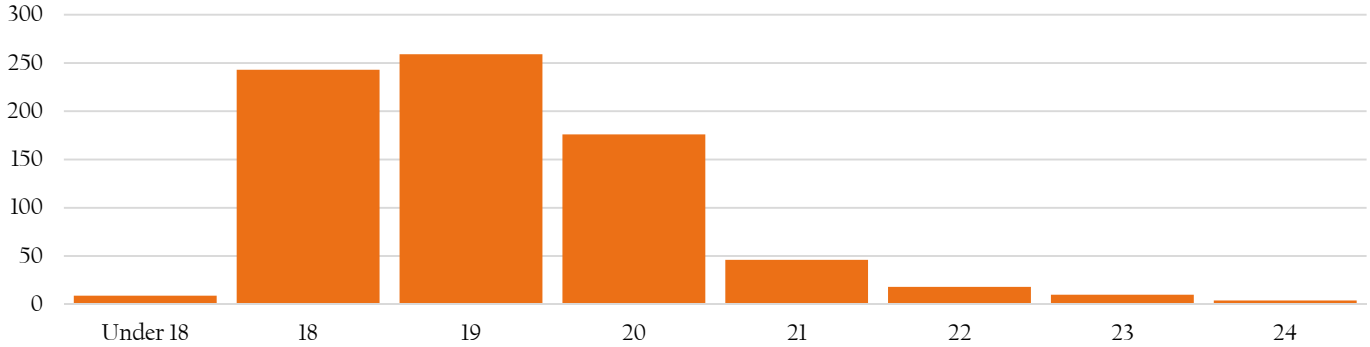
Offenders between the ages of 18-24 have consistently accounted for the highest reported age group in Colleges/Universities. That is due to the simple fact that the majority of college students fall within that age group.



DUI, Drunkenness, & Liquor Law Offenses continued

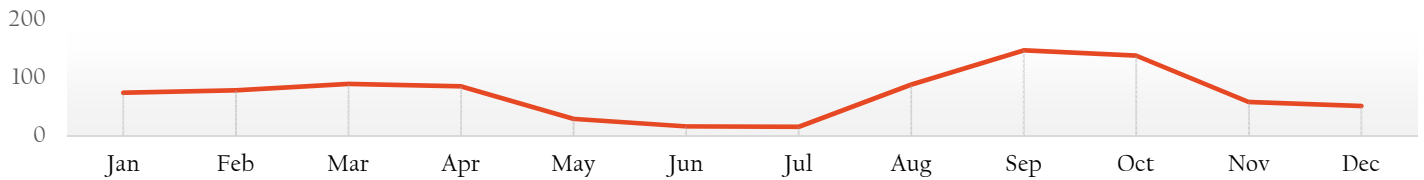
Data on Chart 13 revealed the age group of 18 and 19 made up the highest reported arrestee age group for alcohol-related offenses in 2018. This may be due to students being away from home for the first time and not under parental supervision.

Chart 14: 2018 Arrestee Age breakdown (18-24)



Alcohol-related offenses displayed on Chart 15 increased significantly in the month of September. This may be attributed to the beginning of a new semester and college football season. Liquor Law Violations accounted for the highest reported *Group B* offense at 60.8% in 2018 followed by Drunkenness at 12.1%. Examples of Liquor Law Violations include Open Container, Illegal Manufacture/Sale/Purchase, Underage Drinking, etc.

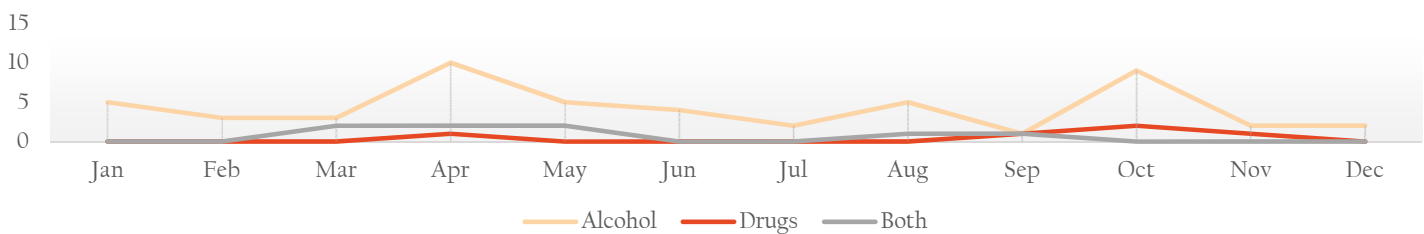
Chart 15: 2018 Alcohol Related Offenses by Month



Note: Alcohol-Related Offenses include DUI, Drunkenness and Liquor Law Violations


Per TIBRS, DUIs can be entered as alcohol-related, drug-related or both. Of the 64 reported DUIs in 2018, Colleges/Universities reported alcohol-related DUIs more frequently than drug-related DUIs. Most Alcohol Related DUIs occurred in the month of April, followed by October. Eight DUIs in 2018, were reported as the offender using both—Drugs and Alcohol.

Chart 16 DUI Cause: Alcohol, Drugs, or Both



Alcohol-Related Offenses, such as Drunkenness and Liquor Law Violations are not included in this chart.





Crime on Campus **2018**

On-Campus Institutions

Aquinas College - 2018

GROUP A OFFENSES	Offense	Rate per 1,000	Cleared	% Cleared
Homicide Offenses (Total)	0	0.0	0	0.0
Murder	0	0.0	0	0.0
Negligent Manslaughter	0	0.0	0	0.0
Negligent Vehicular Manslaughter	0	0.0	0	0.0
Kidnapping/Abduction	0	0.0	0	0.0
Sex Offenses (Forcible) (Total)	0	0.0	0	0.0
Forcible Rape	0	0.0	0	0.0
Forcible Sodomy	0	0.0	0	0.0
Sexual Assault W/Object	0	0.0	0	0.0
Forcible Fondling	0	0.0	0	0.0
Robbery	0	0.0	0	0.0
Assault Offenses (Total)	2	22.7	0	0.0
Aggravated Assault	0	0.0	0	0.0
Simple Assault	0	0.0	0	0.0
Intimidation	2	22.7	0	0.0
Stalking	0	0.0	0	0.0
Arson	0	0.0	0	0.0
Extortion/Blackmail	0	0.0	0	0.0
Burglary	0	0.0	0	0.0
Larceny/Theft Offenses (Total)	0	0.0	0	0.0
Theft - Pocket-picking	0	0.0	0	0.0
Theft - Purse Snatching	0	0.0	0	0.0
Theft - Shoplifting	0	0.0	0	0.0
Theft From Building	0	0.0	0	0.0
Theft From Coin Machine	0	0.0	0	0.0
Theft From Motor Vehicle	0	0.0	0	0.0
Theft of Motor Vehicle Parts	0	0.0	0	0.0
Theft - All Other Larceny	0	0.0	0	0.0
Motor Vehicle Theft	0	0.0	0	0.0
Counterfeiting/Forgery	0	0.0	0	0.0
Fraud Offenses (Total)	0	0.0	0	0.0
Fraud - Computer Hacking/Invasion	0	0.0	0	0.0
Fraud - Credit Card/ATM	0	0.0	0	0.0
Fraud - False Pretenses	0	0.0	0	0.0
Fraud - Identity Theft	0	0.0	0	0.0
Fraud - Impersonation	0	0.0	0	0.0
Fraud - Welfare	0	0.0	0	0.0
Fraud - Wire	0	0.0	0	0.0
Embezzlement	0	0.0	0	0.0
Stolen Property Offenses	0	0.0	0	0.0
Destruction/Damage/Vandalism	0	0.0	0	0.0
Drug/Narcotic Violations (Total)	0	0.0	0	0.0
Drug/Narcotic Violations	0	0.0	0	0.0
Drug/Narcotic Equipment Violations	0	0.0	0	0.0

GROUP A OFFENSES	Offense	Rate per 1,000	Cleared	% Cleared
Sex Offenses (Nonforcible) (Total)	0	0.0	0	0.0
Incest	0	0.0	0	0.0
Statutory Rape	0	0.0	0	0.0
Pornography/Obscene Material	0	0.0	0	0.0
Gambling Offenses (Total)	0	0.0	0	0.0
Gambling - Betting/Wagering	0	0.0	0	0.0
Gambling - Operating/Promoting	0	0.0	0	0.0
Gambling - Equipment Violations	0	0.0	0	0.0
Gambling - Sports Tampering	0	0.0	0	0.0
Prostitution Offenses (Total)	0	0.0	0	0.0
Prostitution	0	0.0	0	0.0
Prostitution Assisting/Promoting	0	0.0	0	0.0
Purchasing Prostitution	0	0.0	0	0.0
Human Trafficking Offenses (Total)	0	0.0	0	0.0
Commercial Sex Acts	0	0.0	0	0.0
Involuntary Servitude	0	0.0	0	0.0
Bribery	0	0.0	0	0.0
Weapon Law Violations	0	0.0	0	0.0
Animal Cruelty	0	0.0	0	0.0

GROUP B OFFENSES	Offenses	Rate per 1,000
Bad Checks	0	0.0
Curfew/Vagrancy	0	0.0
Disorderly Conduct	0	0.0
DUI	0	0.0
Drunkenness	0	0.0
Family-Non Violent	0	0.0
Liquor Law Violations	0	0.0
Peeping Tom	0	0.0
Trespass	0	0.0
All Other Offenses	0	0.0

2018 Fall Term Campus Population	
Undergraduate Enrollment	37
Graduate Enrollment	16
Staff Personnel	7
Faculty Personnel	25
Security Personnel	3
Total Campus Population	88



Austin Peay State University - 2018

GROUP A OFFENSES	Offense	Rate per 1,000	Cleared	% Cleared
Homicide Offenses (Total)	0	0.0	0	0.0
Murder	0	0.0	0	0.0
Negligent Manslaughter	0	0.0	0	0.0
Negligent Vehicular Manslaughter	0	0.0	0	0.0
Kidnapping/Abduction	1	0.1	1	100.0
Sex Offenses (Forcible) (Total)	4	0.4	4	100.0
Forcible Rape	1	0.1	1	100.0
Forcible Sodomy	0	0.0	0	0.0
Sexual Assault W/Object	0	0.0	0	0.0
Forcible Fondling	3	0.3	3	100.0
Robbery	1	0.1	0	0.0
Assault Offenses (Total)	30	3.3	23	76.7
Aggravated Assault	1	0.1	1	100.0
Simple Assault	15	1.6	14	93.3
Intimidation	8	0.9	5	62.5
Stalking	6	0.7	3	50.0
Arson	0	0.0	0	0.0
Extortion/Blackmail	0	0.0	0	0.0
Burglary	7	0.8	0	0.0
Larceny/Theft Offenses (Total)	45	4.9	6	13.3
Theft - Pocket-picking	0	0.0	0	0.0
Theft - Purse Snatching	0	0.0	0	0.0
Theft - Shoplifting	2	0.2	1	50.0
Theft From Building	25	2.7	3	12.0
Theft From Coin Machine	0	0.0	0	0.0
Theft From Motor Vehicle	11	1.2	0	0.0
Theft of Motor Vehicle Parts	1	0.1	0	0.0
Theft - All Other Larceny	6	0.7	2	33.3
Motor Vehicle Theft	3	0.3	0	0.0
Counterfeiting/Forgery	4	0.4	1	25.0
Fraud Offenses (Total)	0	0.0	0	0.0
Fraud - Computer Hacking/Invasion	0	0.0	0	0.0
Fraud - Credit Card/ATM	0	0.0	0	0.0
Fraud - False Pretenses	0	0.0	0	0.0
Fraud - Identity Theft	0	0.0	0	0.0
Fraud - Impersonation	0	0.0	0	0.0
Fraud - Welfare	0	0.0	0	0.0
Fraud - Wire	0	0.0	0	0.0
Embezzlement	0	0.0	0	0.0
Stolen Property Offenses	0	0.0	0	0.0
Destruction/Damage/Vandalism	16	1.8	3	18.8
Drug/Narcotic Violations (Total)	83	9.1	81	97.6
Drug/Narcotic Violations	48	5.3	46	95.8
Drug/Narcotic Equipment Violations	35	3.8	35	100.0

GROUP A OFFENSES	Offense	Rate per 1,000	Cleared	% Cleared
Sex Offenses (Nonforcible) (Total)	0	0.0	0	0.0
Incest	0	0.0	0	0.0
Statutory Rape	0	0.0	0	0.0
Pornography/Obscene Material	0	0.0	0	0.0
Gambling Offenses (Total)	0	0.0	0	0.0
Gambling - Betting/Wagering	0	0.0	0	0.0
Gambling - Operating/Promoting	0	0.0	0	0.0
Gambling - Equipment Violations	0	0.0	0	0.0
Gambling - Sports Tampering	0	0.0	0	0.0
Prostitution Offenses (Total)	0	0.0	0	0.0
Prostitution	0	0.0	0	0.0
Prostitution Assisting/Promoting	0	0.0	0	0.0
Purchasing Prostitution	0	0.0	0	0.0
Human Trafficking Offenses (Total)	0	0.0	0	0.0
Commercial Sex Acts	0	0.0	0	0.0
Involuntary Servitude	0	0.0	0	0.0
Bribery	0	0.0	0	0.0
Weapon Law Violations	6	0.7	5	83.3
Animal Cruelty	0	0.0	0	0.0

GROUP B OFFENSES	Offenses	Rate per 1,000
Bad Checks	0	0.0
Curfew/Vagrancy	0	0.0
Disorderly Conduct	5	0.5
DUI	3	0.3
Drunkenness	7	0.8
Family-Non Violent	0	0.0
Liquor Law Violations	14	1.5
Peeping Tom	0	0.0
Trespass	3	0.3
All Other Offenses	5	0.5

2018 Fall Term Campus Population	
Undergraduate Enrollment	7,634
Graduate Enrollment	428
Staff Personnel	628
Faculty Personnel	387
Security Personnel	27
Total Campus Population	9,104



Baptist Memorial College of Health Sciences - 2018

GROUP A OFFENSES	Offense	Rate per 1,000	Cleared	% Cleared
Homicide Offenses (Total)	0	0.0	0	0.0
Murder	0	0.0	0	0.0
Negligent Manslaughter	0	0.0	0	0.0
Negligent Vehicular Manslaughter	0	0.0	0	0.0
Kidnapping/Abduction	0	0.0	0	0.0
Sex Offenses (Forcible) (Total)	0	0.0	0	0.0
Forcible Rape	0	0.0	0	0.0
Forcible Sodomy	0	0.0	0	0.0
Sexual Assault W/Object	0	0.0	0	0.0
Forcible Fondling	0	0.0	0	0.0
Robbery	0	0.0	0	0.0
Assault Offenses (Total)	0	0.0	0	0.0
Aggravated Assault	0	0.0	0	0.0
Simple Assault	0	0.0	0	0.0
Intimidation	0	0.0	0	0.0
Stalking	0	0.0	0	0.0
Arson	0	0.0	0	0.0
Extortion/Blackmail	0	0.0	0	0.0
Burglary	0	0.0	0	0.0
Larceny/Theft Offenses (Total)	0	0.0	0	0.0
Theft - Pocket-picking	0	0.0	0	0.0
Theft - Purse Snatching	0	0.0	0	0.0
Theft - Shoplifting	0	0.0	0	0.0
Theft From Building	0	0.0	0	0.0
Theft From Coin Machine	0	0.0	0	0.0
Theft From Motor Vehicle	0	0.0	0	0.0
Theft of Motor Vehicle Parts	0	0.0	0	0.0
Theft - All Other Larceny	0	0.0	0	0.0
Motor Vehicle Theft	0	0.0	0	0.0
Counterfeiting/Forgery	0	0.0	0	0.0
Fraud Offenses (Total)	0	0.0	0	0.0
Fraud - Computer Hacking/Invasion	0	0.0	0	0.0
Fraud - Credit Card/ATM	0	0.0	0	0.0
Fraud - False Pretenses	0	0.0	0	0.0
Fraud - Identity Theft	0	0.0	0	0.0
Fraud - Impersonation	0	0.0	0	0.0
Fraud - Welfare	0	0.0	0	0.0
Fraud - Wire	0	0.0	0	0.0
Embezzlement	0	0.0	0	0.0
Stolen Property Offenses	0	0.0	0	0.0
Destruction/Damage/Vandalism	0	0.0	0	0.0
Drug/Narcotic Violations (Total)	0	0.0	0	0.0
Drug/Narcotic Violations	0	0.0	0	0.0
Drug/Narcotic Equipment Violations	0	0.0	0	0.0

GROUP A OFFENSES	Offense	Rate per 1,000	Cleared	% Cleared
Sex Offenses (Nonforcible) (Total)	0	0.0	0	0.0
Incest	0	0.0	0	0.0
Statutory Rape	0	0.0	0	0.0
Pornography/Obscene Material	0	0.0	0	0.0
Gambling Offenses (Total)	0	0.0	0	0.0
Gambling - Betting/Wagering	0	0.0	0	0.0
Gambling - Operating/Promoting	0	0.0	0	0.0
Gambling - Equipment Violations	0	0.0	0	0.0
Gambling - Sports Tampering	0	0.0	0	0.0
Prostitution Offenses (Total)	0	0.0	0	0.0
Prostitution	0	0.0	0	0.0
Prostitution Assisting/Promoting	0	0.0	0	0.0
Purchasing Prostitution	0	0.0	0	0.0
Human Trafficking Offenses (Total)	0	0.0	0	0.0
Commercial Sex Acts	0	0.0	0	0.0
Involuntary Servitude	0	0.0	0	0.0
Bribery	0	0.0	0	0.0
Weapon Law Violations	0	0.0	0	0.0
Animal Cruelty	0	0.0	0	0.0

GROUP B OFFENSES	Offenses	Rate per 1,000
Bad Checks	0	0.0
Curfew/Vagrancy	0	0.0
Disorderly Conduct	0	0.0
DUI	0	0.0
Drunkenness	0	0.0
Family-Non Violent	0	0.0
Liquor Law Violations	2	1.6
Peeping Tom	0	0.0
Trespass	0	0.0
All Other Offenses	0	0.0

2018 Fall Term Campus Population	
Undergraduate Enrollment	1,056
Graduate Enrollment	8
Staff Personnel	73
Faculty Personnel	69
Security Personnel	10
Total Campus Population	1,216



Belmont University - 2018

GROUP A OFFENSES	Offense	Rate per 1,000	Cleared	% Cleared
Homicide Offenses (Total)	0	0.0	0	0.0
Murder	0	0.0	0	0.0
Negligent Manslaughter	0	0.0	0	0.0
Negligent Vehicular Manslaughter	0	0.0	0	0.0
Kidnapping/Abduction	0	0.0	0	0.0
Sex Offenses (Forcible) (Total)	4	0.4	0	0.0
Forcible Rape	3	0.3	0	0.0
Forcible Sodomy	0	0.0	0	0.0
Sexual Assault W/Object	0	0.0	0	0.0
Forcible Fondling	1	0.1	0	0.0
Robbery	0	0.0	0	0.0
Assault Offenses (Total)	10	1.1	3	30.0
Aggravated Assault	0	0.0	0	0.0
Simple Assault	5	0.5	2	40.0
Intimidation	1	0.1	1	100.0
Stalking	4	0.4	0	0.0
Arson	0	0.0	0	0.0
Extortion/Blackmail	1	0.1	0	0.0
Burglary	2	0.2	0	0.0
Larceny/Theft Offenses (Total)	39	4.1	3	7.7
Theft - Pocket-picking	0	0.0	0	0.0
Theft - Purse Snatching	1	0.1	0	0.0
Theft - Shoplifting	1	0.1	0	0.0
Theft From Building	30	3.2	3	10.0
Theft From Coin Machine	0	0.0	0	0.0
Theft From Motor Vehicle	4	0.4	0	0.0
Theft of Motor Vehicle Parts	0	0.0	0	0.0
Theft - All Other Larceny	3	0.3	0	0.0
Motor Vehicle Theft	0	0.0	0	0.0
Counterfeiting/Forgery	2	0.2	2	100.0
Fraud Offenses (Total)	1	0.1	0	0.0
Fraud - Computer Hacking/Invasion	0	0.0	0	0.0
Fraud - Credit Card/ATM	0	0.0	0	0.0
Fraud - False Pretenses	0	0.0	0	0.0
Fraud - Identity Theft	0	0.0	0	0.0
Fraud - Impersonation	0	0.0	0	0.0
Fraud - Welfare	0	0.0	0	0.0
Fraud - Wire	1	0.1	0	0.0
Embezzlement	0	0.0	0	0.0
Stolen Property Offenses	0	0.0	0	0.0
Destruction/Damage/Vandalism	21	2.2	1	4.8
Drug/Narcotic Violations (Total)	28	3.0	27	96.4
Drug/Narcotic Violations	17	1.8	16	94.1
Drug/Narcotic Equipment Violations	11	1.2	11	100.0

GROUP A OFFENSES	Offense	Rate per 1,000	Cleared	% Cleared
Sex Offenses (Nonforcible) (Total)	0	0.0	0	0.0
Incest	0	0.0	0	0.0
Statutory Rape	0	0.0	0	0.0
Pornography/Obscene Material	0	0.0	0	0.0
Gambling Offenses (Total)	0	0.0	0	0.0
Gambling - Betting/Wagering	0	0.0	0	0.0
Gambling - Operating/Promoting	0	0.0	0	0.0
Gambling - Equipment Violations	0	0.0	0	0.0
Gambling - Sports Tampering	0	0.0	0	0.0
Prostitution Offenses (Total)	0	0.0	0	0.0
Prostitution	0	0.0	0	0.0
Prostitution Assisting/Promoting	0	0.0	0	0.0
Purchasing Prostitution	0	0.0	0	0.0
Human Trafficking Offenses (Total)	0	0.0	0	0.0
Commercial Sex Acts	0	0.0	0	0.0
Involuntary Servitude	0	0.0	0	0.0
Bribery	0	0.0	0	0.0
Weapon Law Violations	1	0.1	0	0.0
Animal Cruelty	0	0.0	0	0.0

GROUP B OFFENSES	Offenses	Rate per 1,000
Bad Checks	0	0.0
Curfew/Vagrancy	0	0.0
Disorderly Conduct	0	0.0
DUI	0	0.0
Drunkenness	1	0.1
Family-Non Violent	0	0.0
Liquor Law Violations	19	2.0
Peeping Tom	0	0.0
Trespass	2	0.2
All Other Offenses	0	0.0

2018 Fall Term Campus Population	
Undergraduate Enrollment	6,566
Graduate Enrollment	1,557
Staff Personnel	587
Faculty Personnel	685
Security Personnel	31
Total Campus Population	9,426



Bethel University - 2018

GROUP A OFFENSES	Offense	Rate per 1,000	Cleared	% Cleared
Homicide Offenses (Total)	0	0.0	0	0.0
Murder	0	0.0	0	0.0
Negligent Manslaughter	0	0.0	0	0.0
Negligent Vehicular Manslaughter	0	0.0	0	0.0
Kidnapping/Abduction	0	0.0	0	0.0
Sex Offenses (Forcible) (Total)	1	0.4	0	0.0
Forcible Rape	1	0.4	0	0.0
Forcible Sodomy	0	0.0	0	0.0
Sexual Assault W/Object	0	0.0	0	0.0
Forcible Fondling	0	0.0	0	0.0
Robbery	0	0.0	0	0.0
Assault Offenses (Total)	19	7.6	16	84.2
Aggravated Assault	0	0.0	0	0.0
Simple Assault	8	3.2	8	100.0
Intimidation	7	2.8	6	85.7
Stalking	4	1.6	2	50.0
Arson	0	0.0	0	0.0
Extortion/Blackmail	0	0.0	0	0.0
Burglary	3	1.2	2	66.7
Larceny/Theft Offenses (Total)	14	5.6	3	21.4
Theft - Pocket-picking	0	0.0	0	0.0
Theft - Purse Snatching	0	0.0	0	0.0
Theft - Shoplifting	0	0.0	0	0.0
Theft From Building	9	3.6	3	33.3
Theft From Coin Machine	0	0.0	0	0.0
Theft From Motor Vehicle	5	2.0	0	0.0
Theft of Motor Vehicle Parts	0	0.0	0	0.0
Theft - All Other Larceny	0	0.0	0	0.0
Motor Vehicle Theft	0	0.0	0	0.0
Counterfeiting/Forgery	0	0.0	0	0.0
Fraud Offenses (Total)	2	0.8	0	0.0
Fraud - Computer Hacking/Invasion	0	0.0	0	0.0
Fraud - Credit Card/ATM	0	0.0	0	0.0
Fraud - False Pretenses	2	0.8	0	0.0
Fraud - Identity Theft	0	0.0	0	0.0
Fraud - Impersonation	0	0.0	0	0.0
Fraud - Welfare	0	0.0	0	0.0
Fraud - Wire	0	0.0	0	0.0
Embezzlement	0	0.0	0	0.0
Stolen Property Offenses	0	0.0	0	0.0
Destruction/Damage/Vandalism	7	2.8	3	42.9
Drug/Narcotic Violations (Total)	15	6.0	15	100.0
Drug/Narcotic Violations	8	3.2	8	100.0
Drug/Narcotic Equipment Violations	7	2.8	7	100.0

GROUP A OFFENSES	Offense	Rate per 1,000	Cleared	% Cleared
Sex Offenses (Nonforcible) (Total)	0	0.0	0	0.0
Incest	0	0.0	0	0.0
Statutory Rape	0	0.0	0	0.0
Pornography/Obscene Material	0	0.0	0	0.0
Gambling Offenses (Total)	0	0.0	0	0.0
Gambling - Betting/Wagering	0	0.0	0	0.0
Gambling - Operating/Promoting	0	0.0	0	0.0
Gambling - Equipment Violations	0	0.0	0	0.0
Gambling - Sports Tampering	0	0.0	0	0.0
Prostitution Offenses (Total)	0	0.0	0	0.0
Prostitution	0	0.0	0	0.0
Prostitution Assisting/Promoting	0	0.0	0	0.0
Purchasing Prostitution	0	0.0	0	0.0
Human Trafficking Offenses (Total)	0	0.0	0	0.0
Commercial Sex Acts	0	0.0	0	0.0
Involuntary Servitude	0	0.0	0	0.0
Bribery	0	0.0	0	0.0
Weapon Law Violations	1	0.4	1	100.0
Animal Cruelty	0	0.0	0	0.0

GROUP B OFFENSES	Offenses	Rate per 1,000
Bad Checks	0	0.0
Curfew/Vagrancy	0	0.0
Disorderly Conduct	0	0.0
DUI	0	0.0
Drunkenness	0	0.0
Family-Non Violent	0	0.0
Liquor Law Violations	11	4.4
Peeping Tom	0	0.0
Trespass	0	0.0
All Other Offenses	0	0.0

2018 Fall Term Campus Population	
Undergraduate Enrollment	1,620
Graduate Enrollment	203
Staff Personnel	381
Faculty Personnel	296
Security Personnel	10
Total Campus Population	2,510



Bryan College - 2018

GROUP A OFFENSES	Offense	Rate per 1,000	Cleared	% Cleared
Homicide Offenses (Total)	0	0.0	0	0.0
Murder	0	0.0	0	0.0
Negligent Manslaughter	0	0.0	0	0.0
Negligent Vehicular Manslaughter	0	0.0	0	0.0
Kidnapping/Abduction	0	0.0	0	0.0
Sex Offenses (Forcible) (Total)	0	0.0	0	0.0
Forcible Rape	0	0.0	0	0.0
Forcible Sodomy	0	0.0	0	0.0
Sexual Assault W/Object	0	0.0	0	0.0
Forcible Fondling	0	0.0	0	0.0
Robbery	0	0.0	0	0.0
Assault Offenses (Total)	0	0.0	0	0.0
Aggravated Assault	0	0.0	0	0.0
Simple Assault	0	0.0	0	0.0
Intimidation	0	0.0	0	0.0
Stalking	0	0.0	0	0.0
Arson	0	0.0	0	0.0
Extortion/Blackmail	0	0.0	0	0.0
Burglary	0	0.0	0	0.0
Larceny/Theft Offenses (Total)	1	0.8	0	0.0
Theft - Pocket-picking	0	0.0	0	0.0
Theft - Purse Snatching	0	0.0	0	0.0
Theft - Shoplifting	0	0.0	0	0.0
Theft From Building	1	0.8	0	0.0
Theft From Coin Machine	0	0.0	0	0.0
Theft From Motor Vehicle	0	0.0	0	0.0
Theft of Motor Vehicle Parts	0	0.0	0	0.0
Theft - All Other Larceny	0	0.0	0	0.0
Motor Vehicle Theft	0	0.0	0	0.0
Counterfeiting/Forgery	0	0.0	0	0.0
Fraud Offenses (Total)	0	0.0	0	0.0
Fraud - Computer Hacking/Invasion	0	0.0	0	0.0
Fraud - Credit Card/ATM	0	0.0	0	0.0
Fraud - False Pretenses	0	0.0	0	0.0
Fraud - Identity Theft	0	0.0	0	0.0
Fraud - Impersonation	0	0.0	0	0.0
Fraud - Welfare	0	0.0	0	0.0
Fraud - Wire	0	0.0	0	0.0
Embezzlement	0	0.0	0	0.0
Stolen Property Offenses	0	0.0	0	0.0
Destruction/Damage/Vandalism	0	0.0	0	0.0
Drug/Narcotic Violations (Total)	4	3.4	4	100.0
Drug/Narcotic Violations	3	2.5	3	100.0
Drug/Narcotic Equipment Violations	1	0.8	1	100.0

GROUP A OFFENSES	Offense	Rate per 1,000	Cleared	% Cleared
Sex Offenses (Nonforcible) (Total)	0	0.0	0	0.0
Incest	0	0.0	0	0.0
Statutory Rape	0	0.0	0	0.0
Pornography/Obscene Material	0	0.0	0	0.0
Gambling Offenses (Total)	0	0.0	0	0.0
Gambling - Betting/Wagering	0	0.0	0	0.0
Gambling - Operating/Promoting	0	0.0	0	0.0
Gambling - Equipment Violations	0	0.0	0	0.0
Gambling - Sports Tampering	0	0.0	0	0.0
Prostitution Offenses (Total)	0	0.0	0	0.0
Prostitution	0	0.0	0	0.0
Prostitution Assisting/Promoting	0	0.0	0	0.0
Purchasing Prostitution	0	0.0	0	0.0
Human Trafficking Offenses (Total)	0	0.0	0	0.0
Commercial Sex Acts	0	0.0	0	0.0
Involuntary Servitude	0	0.0	0	0.0
Bribery	0	0.0	0	0.0
Weapon Law Violations	0	0.0	0	0.0
Animal Cruelty	0	0.0	0	0.0

GROUP B OFFENSES	Offenses	Rate per 1,000
Bad Checks	0	0.0
Curfew/Vagrancy	0	0.0
Disorderly Conduct	0	0.0
DUI	0	0.0
Drunkenness	1	0.8
Family-Non Violent	0	0.0
Liquor Law Violations	0	0.0
Peeping Tom	0	0.0
Trespass	0	0.0
All Other Offenses	0	0.0

2018 Fall Term Campus Population	
Undergraduate Enrollment	839
Graduate Enrollment	167
Staff Personnel	128
Faculty Personnel	42
Security Personnel	2
Total Campus Population	1,178



GROUP A OFFENSES	Offense	Rate per 1,000	Cleared	% Cleared
Homicide Offenses (Total)	0	0.0	0	0.0
Murder	0	0.0	0	0.0
Negligent Manslaughter	0	0.0	0	0.0
Negligent Vehicular Manslaughter	0	0.0	0	0.0
Kidnapping/Abduction	0	0.0	0	0.0
Sex Offenses (Forcible) (Total)	0	0.0	0	0.0
Forcible Rape	0	0.0	0	0.0
Forcible Sodomy	0	0.0	0	0.0
Sexual Assault W/Object	0	0.0	0	0.0
Forcible Fondling	0	0.0	0	0.0
Robbery	0	0.0	0	0.0
Assault Offenses (Total)	1	0.3	1	100.0
Aggravated Assault	0	0.0	0	0.0
Simple Assault	1	0.3	1	100.0
Intimidation	0	0.0	0	0.0
Stalking	0	0.0	0	0.0
Arson	0	0.0	0	0.0
Extortion/Blackmail	0	0.0	0	0.0
Burglary	0	0.0	0	0.0
Larceny/Theft Offenses (Total)	2	0.7	0	0.0
Theft - Pocket-picking	0	0.0	0	0.0
Theft - Purse Snatching	0	0.0	0	0.0
Theft - Shoplifting	0	0.0	0	0.0
Theft From Building	1	0.3	0	0.0
Theft From Coin Machine	0	0.0	0	0.0
Theft From Motor Vehicle	0	0.0	0	0.0
Theft of Motor Vehicle Parts	1	0.3	0	0.0
Theft - All Other Larceny	0	0.0	0	0.0
Motor Vehicle Theft	1	0.3	0	0.0
Counterfeiting/Forgery	0	0.0	0	0.0
Fraud Offenses (Total)	1	0.3	1	100.0
Fraud - Computer Hacking/Invasion	0	0.0	0	0.0
Fraud - Credit Card/ATM	0	0.0	0	0.0
Fraud - False Pretenses	0	0.0	0	0.0
Fraud - Identity Theft	0	0.0	0	0.0
Fraud - Impersonation	1	0.3	1	100.0
Fraud - Welfare	0	0.0	0	0.0
Fraud - Wire	0	0.0	0	0.0
Embezzlement	0	0.0	0	0.0
Stolen Property Offenses	0	0.0	0	0.0
Destruction/Damage/Vandalism	1	0.3	0	0.0
Drug/Narcotic Violations (Total)	4	1.4	2	50.0
Drug/Narcotic Violations	4	1.4	2	50.0
Drug/Narcotic Equipment Violations	0	0.0	0	0.0

GROUP A OFFENSES	Offense	Rate per 1,000	Cleared	% Cleared
Sex Offenses (Nonforcible) (Total)	0	0.0	0	0.0
Incest	0	0.0	0	0.0
Statutory Rape	0	0.0	0	0.0
Pornography/Obscene Material	0	0.0	0	0.0
Gambling Offenses (Total)	0	0.0	0	0.0
Gambling - Betting/Wagering	0	0.0	0	0.0
Gambling - Operating/Promoting	0	0.0	0	0.0
Gambling - Equipment Violations	0	0.0	0	0.0
Gambling - Sports Tampering	0	0.0	0	0.0
Prostitution Offenses (Total)	0	0.0	0	0.0
Prostitution	0	0.0	0	0.0
Prostitution Assisting/Promoting	0	0.0	0	0.0
Purchasing Prostitution	0	0.0	0	0.0
Human Trafficking Offenses (Total)	0	0.0	0	0.0
Commercial Sex Acts	0	0.0	0	0.0
Involuntary Servitude	0	0.0	0	0.0
Bribery	0	0.0	0	0.0
Weapon Law Violations	0	0.0	0	0.0
Animal Cruelty	0	0.0	0	0.0

GROUP B OFFENSES	Offenses	Rate per 1,000
Bad Checks	0	0.0
Curfew/Vagrancy	0	0.0
Disorderly Conduct	0	0.0
DUI	0	0.0
Drunkenness	2	0.7
Family-Non Violent	0	0.0
Liquor Law Violations	0	0.0
Peeping Tom	0	0.0
Trespass	0	0.0
All Other Offenses	0	0.0

2018 Fall Term Campus Population	
Undergraduate Enrollment	1,774
Graduate Enrollment	786
Staff Personnel	225
Faculty Personnel	126
Security Personnel	7
Total Campus Population	2,918



Chattanooga State Community College - 2018

GROUP A OFFENSES	Offense	Rate per 1,000	Cleared	% Cleared
Homicide Offenses (Total)	0	0.0	0	0.0
Murder	0	0.0	0	0.0
Negligent Manslaughter	0	0.0	0	0.0
Negligent Vehicular Manslaughter	0	0.0	0	0.0
Kidnapping/Abduction	0	0.0	0	0.0
Sex Offenses (Forcible) (Total)	0	0.0	0	0.0
Forcible Rape	0	0.0	0	0.0
Forcible Sodomy	0	0.0	0	0.0
Sexual Assault W/Object	0	0.0	0	0.0
Forcible Fondling	0	0.0	0	0.0
Robbery	0	0.0	0	0.0
Assault Offenses (Total)	0	0.0	0	0.0
Aggravated Assault	0	0.0	0	0.0
Simple Assault	0	0.0	0	0.0
Intimidation	0	0.0	0	0.0
Stalking	0	0.0	0	0.0
Arson	0	0.0	0	0.0
Extortion/Blackmail	0	0.0	0	0.0
Burglary	0	0.0	0	0.0
Larceny/Theft Offenses (Total)	18	1.6	0	0.0
Theft - Pocket-picking	0	0.0	0	0.0
Theft - Purse Snatching	0	0.0	0	0.0
Theft - Shoplifting	0	0.0	0	0.0
Theft From Building	4	0.4	0	0.0
Theft From Coin Machine	0	0.0	0	0.0
Theft From Motor Vehicle	7	0.6	0	0.0
Theft of Motor Vehicle Parts	1	0.1	0	0.0
Theft - All Other Larceny	6	0.5	0	0.0
Motor Vehicle Theft	0	0.0	0	0.0
Counterfeiting/Forgery	0	0.0	0	0.0
Fraud Offenses (Total)	0	0.0	0	0.0
Fraud - Computer Hacking/Invasion	0	0.0	0	0.0
Fraud - Credit Card/ATM	0	0.0	0	0.0
Fraud - False Pretenses	0	0.0	0	0.0
Fraud - Identity Theft	0	0.0	0	0.0
Fraud - Impersonation	0	0.0	0	0.0
Fraud - Welfare	0	0.0	0	0.0
Fraud - Wire	0	0.0	0	0.0
Embezzlement	0	0.0	0	0.0
Stolen Property Offenses	0	0.0	0	0.0
Destruction/Damage/Vandalism	0	0.0	0	0.0
Drug/Narcotic Violations (Total)	0	0.0	0	0.0
Drug/Narcotic Violations	0	0.0	0	0.0
Drug/Narcotic Equipment Violations	0	0.0	0	0.0

GROUP A OFFENSES	Offense	Rate per 1,000	Cleared	% Cleared
Sex Offenses (Nonforcible) (Total)	0	0.0	0	0.0
Incest	0	0.0	0	0.0
Statutory Rape	0	0.0	0	0.0
Pornography/Obscene Material	0	0.0	0	0.0
Gambling Offenses (Total)	0	0.0	0	0.0
Gambling - Betting/Wagering	0	0.0	0	0.0
Gambling - Operating/Promoting	0	0.0	0	0.0
Gambling - Equipment Violations	0	0.0	0	0.0
Gambling - Sports Tampering	0	0.0	0	0.0
Prostitution Offenses (Total)	0	0.0	0	0.0
Prostitution	0	0.0	0	0.0
Prostitution Assisting/Promoting	0	0.0	0	0.0
Purchasing Prostitution	0	0.0	0	0.0
Human Trafficking Offenses (Total)	0	0.0	0	0.0
Commercial Sex Acts	0	0.0	0	0.0
Involuntary Servitude	0	0.0	0	0.0
Bribery	0	0.0	0	0.0
Weapon Law Violations	0	0.0	0	0.0
Animal Cruelty	0	0.0	0	0.0

GROUP B OFFENSES	Offenses	Rate per 1,000
Bad Checks	0	0.0
Curfew/Vagrancy	0	0.0
Disorderly Conduct	0	0.0
DUI	1	0.1
Drunkenness	0	0.0
Family-Non Violent	0	0.0
Liquor Law Violations	0	0.0
Peeping Tom	0	0.0
Trespass	0	0.0
All Other Offenses	0	0.0

2018 Fall Term Campus Population	
Undergraduate Enrollment	10,084
Graduate Enrollment	0
Staff Personnel	402
Faculty Personnel	618
Security Personnel	13
Total Campus Population	11,117



Christian Brothers University - Campus Police and Safety - 2018

GROUP A OFFENSES	Offense	Rate per 1,000	Cleared	% Cleared
Homicide Offenses (Total)	0	0.0	0	0.0
Murder	0	0.0	0	0.0
Negligent Manslaughter	0	0.0	0	0.0
Negligent Vehicular Manslaughter	0	0.0	0	0.0
Kidnapping/Abduction	0	0.0	0	0.0
Sex Offenses (Forcible) (Total)	0	0.0	0	0.0
Forcible Rape	0	0.0	0	0.0
Forcible Sodomy	0	0.0	0	0.0
Sexual Assault W/Object	0	0.0	0	0.0
Forcible Fondling	0	0.0	0	0.0
Robbery	0	0.0	0	0.0
Assault Offenses (Total)	5	2.5	1	20.0
Aggravated Assault	0	0.0	0	0.0
Simple Assault	4	2.0	0	0.0
Intimidation	1	0.5	1	100.0
Stalking	0	0.0	0	0.0
Arson	0	0.0	0	0.0
Extortion/Blackmail	0	0.0	0	0.0
Burglary	2	1.0	0	0.0
Larceny/Theft Offenses (Total)	27	13.3	3	11.1
Theft - Pocket-picking	0	0.0	0	0.0
Theft - Purse Snatching	0	0.0	0	0.0
Theft - Shoplifting	1	0.5	1	100.0
Theft From Building	15	7.4	2	13.3
Theft From Coin Machine	0	0.0	0	0.0
Theft From Motor Vehicle	3	1.5	0	0.0
Theft of Motor Vehicle Parts	0	0.0	0	0.0
Theft - All Other Larceny	8	3.9	0	0.0
Motor Vehicle Theft	4	2.0	0	0.0
Counterfeiting/Forgery	0	0.0	0	0.0
Fraud Offenses (Total)	0	0.0	0	0.0
Fraud - Computer Hacking/Invasion	0	0.0	0	0.0
Fraud - Credit Card/ATM	0	0.0	0	0.0
Fraud - False Pretenses	0	0.0	0	0.0
Fraud - Identity Theft	0	0.0	0	0.0
Fraud - Impersonation	0	0.0	0	0.0
Fraud - Welfare	0	0.0	0	0.0
Fraud - Wire	0	0.0	0	0.0
Embezzlement	0	0.0	0	0.0
Stolen Property Offenses	0	0.0	0	0.0
Destruction/Damage/Vandalism	8	3.9	0	0.0
Drug/Narcotic Violations (Total)	1	0.5	0	0.0
Drug/Narcotic Violations	1	0.5	0	0.0
Drug/Narcotic Equipment Violations	0	0.0	0	0.0

GROUP A OFFENSES	Offense	Rate per 1,000	Cleared	% Cleared
Sex Offenses (Nonforcible) (Total)	0	0.0	0	0.0
Incest	0	0.0	0	0.0
Statutory Rape	0	0.0	0	0.0
Pornography/Obscene Material	0	0.0	0	0.0
Gambling Offenses (Total)	0	0.0	0	0.0
Gambling - Betting/Wagering	0	0.0	0	0.0
Gambling - Operating/Promoting	0	0.0	0	0.0
Gambling - Equipment Violations	0	0.0	0	0.0
Gambling - Sports Tampering	0	0.0	0	0.0
Prostitution Offenses (Total)	0	0.0	0	0.0
Prostitution	0	0.0	0	0.0
Prostitution Assisting/Promoting	0	0.0	0	0.0
Purchasing Prostitution	0	0.0	0	0.0
Human Trafficking Offenses (Total)	0	0.0	0	0.0
Commercial Sex Acts	0	0.0	0	0.0
Involuntary Servitude	0	0.0	0	0.0
Bribery	0	0.0	0	0.0
Weapon Law Violations	0	0.0	0	0.0
Animal Cruelty	0	0.0	0	0.0

GROUP B OFFENSES	Offenses	Rate per 1,000
Bad Checks	0	0.0
Curfew/Vagrancy	0	0.0
Disorderly Conduct	0	0.0
DUI	0	0.0
Drunkenness	0	0.0
Family-Non Violent	0	0.0
Liquor Law Violations	0	0.0
Peeping Tom	0	0.0
Trespass	0	0.0
All Other Offenses	0	0.0

2018 Fall Term Campus Population	
Undergraduate Enrollment	1,509
Graduate Enrollment	226
Staff Personnel	175
Faculty Personnel	105
Security Personnel	17
Total Campus Population	2,032



Cleveland State Community College - 2018

GROUP A OFFENSES	Offense	Rate per 1,000	Cleared	% Cleared
Homicide Offenses (Total)	0	0.0	0	0.0
Murder	0	0.0	0	0.0
Negligent Manslaughter	0	0.0	0	0.0
Negligent Vehicular Manslaughter	0	0.0	0	0.0
Kidnapping/Abduction	0	0.0	0	0.0
Sex Offenses (Forcible) (Total)	0	0.0	0	0.0
Forcible Rape	0	0.0	0	0.0
Forcible Sodomy	0	0.0	0	0.0
Sexual Assault W/Object	0	0.0	0	0.0
Forcible Fondling	0	0.0	0	0.0
Robbery	0	0.0	0	0.0
Assault Offenses (Total)	2	0.7	0	0.0
Aggravated Assault	0	0.0	0	0.0
Simple Assault	0	0.0	0	0.0
Intimidation	2	0.7	0	0.0
Stalking	0	0.0	0	0.0
Arson	0	0.0	0	0.0
Extortion/Blackmail	0	0.0	0	0.0
Burglary	0	0.0	0	0.0
Larceny/Theft Offenses (Total)	6	2.1	0	0.0
Theft - Pocket-picking	0	0.0	0	0.0
Theft - Purse Snatching	0	0.0	0	0.0
Theft - Shoplifting	0	0.0	0	0.0
Theft From Building	6	2.1	0	0.0
Theft From Coin Machine	0	0.0	0	0.0
Theft From Motor Vehicle	0	0.0	0	0.0
Theft of Motor Vehicle Parts	0	0.0	0	0.0
Theft - All Other Larceny	0	0.0	0	0.0
Motor Vehicle Theft	0	0.0	0	0.0
Counterfeiting/Forgery	0	0.0	0	0.0
Fraud Offenses (Total)	0	0.0	0	0.0
Fraud - Computer Hacking/Invasion	0	0.0	0	0.0
Fraud - Credit Card/ATM	0	0.0	0	0.0
Fraud - False Pretenses	0	0.0	0	0.0
Fraud - Identity Theft	0	0.0	0	0.0
Fraud - Impersonation	0	0.0	0	0.0
Fraud - Welfare	0	0.0	0	0.0
Fraud - Wire	0	0.0	0	0.0
Embezzlement	0	0.0	0	0.0
Stolen Property Offenses	0	0.0	0	0.0
Destruction/Damage/Vandalism	1	0.3	0	0.0
Drug/Narcotic Violations (Total)	0	0.0	0	0.0
Drug/Narcotic Violations	0	0.0	0	0.0
Drug/Narcotic Equipment Violations	0	0.0	0	0.0

GROUP A OFFENSES	Offense	Rate per 1,000	Cleared	% Cleared
Sex Offenses (Nonforcible) (Total)	0	0.0	0	0.0
Incest	0	0.0	0	0.0
Statutory Rape	0	0.0	0	0.0
Pornography/Obscene Material	0	0.0	0	0.0
Gambling Offenses (Total)	0	0.0	0	0.0
Gambling - Betting/Wagering	0	0.0	0	0.0
Gambling - Operating/Promoting	0	0.0	0	0.0
Gambling - Equipment Violations	0	0.0	0	0.0
Gambling - Sports Tampering	0	0.0	0	0.0
Prostitution Offenses (Total)	0	0.0	0	0.0
Prostitution	0	0.0	0	0.0
Prostitution Assisting/Promoting	0	0.0	0	0.0
Purchasing Prostitution	0	0.0	0	0.0
Human Trafficking Offenses (Total)	0	0.0	0	0.0
Commercial Sex Acts	0	0.0	0	0.0
Involuntary Servitude	0	0.0	0	0.0
Bribery	0	0.0	0	0.0
Weapon Law Violations	0	0.0	0	0.0
Animal Cruelty	0	0.0	0	0.0

GROUP B OFFENSES	Offenses	Rate per 1,000
Bad Checks	0	0.0
Curfew/Vagrancy	0	0.0
Disorderly Conduct	0	0.0
DUI	0	0.0
Drunkenness	0	0.0
Family-Non Violent	0	0.0
Liquor Law Violations	0	0.0
Peeping Tom	0	0.0
Trespass	0	0.0
All Other Offenses	1	0.3

2018 Fall Term Campus Population	
Undergraduate Enrollment	2,728
Graduate Enrollment	0
Staff Personnel	114
Faculty Personnel	69
Security Personnel	11
Total Campus Population	2,922



Columbia State Community College - 2018

GROUP A OFFENSES	Offense	Rate per 1,000	Cleared	% Cleared
Homicide Offenses (Total)	0	0.0	0	0.0
Murder	0	0.0	0	0.0
Negligent Manslaughter	0	0.0	0	0.0
Negligent Vehicular Manslaughter	0	0.0	0	0.0
Kidnapping/Abduction	0	0.0	0	0.0
Sex Offenses (Forcible) (Total)	0	0.0	0	0.0
Forcible Rape	0	0.0	0	0.0
Forcible Sodomy	0	0.0	0	0.0
Sexual Assault W/Object	0	0.0	0	0.0
Forcible Fondling	0	0.0	0	0.0
Robbery	0	0.0	0	0.0
Assault Offenses (Total)	0	0.0	0	0.0
Aggravated Assault	0	0.0	0	0.0
Simple Assault	0	0.0	0	0.0
Intimidation	0	0.0	0	0.0
Stalking	0	0.0	0	0.0
Arson	0	0.0	0	0.0
Extortion/Blackmail	1	0.2	0	0.0
Burglary	0	0.0	0	0.0
Larceny/Theft Offenses (Total)	4	0.8	0	0.0
Theft - Pocket-picking	0	0.0	0	0.0
Theft - Purse Snatching	0	0.0	0	0.0
Theft - Shoplifting	0	0.0	0	0.0
Theft From Building	2	0.4	0	0.0
Theft From Coin Machine	0	0.0	0	0.0
Theft From Motor Vehicle	2	0.4	0	0.0
Theft of Motor Vehicle Parts	0	0.0	0	0.0
Theft - All Other Larceny	0	0.0	0	0.0
Motor Vehicle Theft	0	0.0	0	0.0
Counterfeiting/Forgery	0	0.0	0	0.0
Fraud Offenses (Total)	0	0.0	0	0.0
Fraud - Computer Hacking/Invasion	0	0.0	0	0.0
Fraud - Credit Card/ATM	0	0.0	0	0.0
Fraud - False Pretenses	0	0.0	0	0.0
Fraud - Identity Theft	0	0.0	0	0.0
Fraud - Impersonation	0	0.0	0	0.0
Fraud - Welfare	0	0.0	0	0.0
Fraud - Wire	0	0.0	0	0.0
Embezzlement	0	0.0	0	0.0
Stolen Property Offenses	0	0.0	0	0.0
Destruction/Damage/Vandalism	4	0.8	0	0.0
Drug/Narcotic Violations (Total)	0	0.0	0	0.0
Drug/Narcotic Violations	0	0.0	0	0.0
Drug/Narcotic Equipment Violations	0	0.0	0	0.0

GROUP A OFFENSES	Offense	Rate per 1,000	Cleared	% Cleared
Sex Offenses (Nonforcible) (Total)	0	0.0	0	0.0
Incest	0	0.0	0	0.0
Statutory Rape	0	0.0	0	0.0
Pornography/Obscene Material	0	0.0	0	0.0
Gambling Offenses (Total)	0	0.0	0	0.0
Gambling - Betting/Wagering	0	0.0	0	0.0
Gambling - Operating/Promoting	0	0.0	0	0.0
Gambling - Equipment Violations	0	0.0	0	0.0
Gambling - Sports Tampering	0	0.0	0	0.0
Prostitution Offenses (Total)	0	0.0	0	0.0
Prostitution	0	0.0	0	0.0
Prostitution Assisting/Promoting	0	0.0	0	0.0
Purchasing Prostitution	0	0.0	0	0.0
Human Trafficking Offenses (Total)	0	0.0	0	0.0
Commercial Sex Acts	0	0.0	0	0.0
Involuntary Servitude	0	0.0	0	0.0
Bribery	0	0.0	0	0.0
Weapon Law Violations	0	0.0	0	0.0
Animal Cruelty	0	0.0	0	0.0

GROUP B OFFENSES	Offenses	Rate per 1,000
Bad Checks	0	0.0
Curfew/Vagrancy	0	0.0
Disorderly Conduct	0	0.0
DUI	0	0.0
Drunkenness	0	0.0
Family-Non Violent	0	0.0
Liquor Law Violations	0	0.0
Peeping Tom	0	0.0
Trespass	0	0.0
All Other Offenses	0	0.0

2018 Fall Term Campus Population	
Undergraduate Enrollment	4,199
Graduate Enrollment	0
Staff Personnel	191
Faculty Personnel	359
Security Personnel	5
Total Campus Population	4,754



GROUP A OFFENSES	Offense	Rate per 1,000	Cleared	% Cleared
Homicide Offenses (Total)	0	0.0	0	0.0
Murder	0	0.0	0	0.0
Negligent Manslaughter	0	0.0	0	0.0
Negligent Vehicular Manslaughter	0	0.0	0	0.0
Kidnapping/Abduction	0	0.0	0	0.0
Sex Offenses (Forcible) (Total)	1	0.4	0	0.0
Forcible Rape	1	0.4	0	0.0
Forcible Sodomy	0	0.0	0	0.0
Sexual Assault W/Object	0	0.0	0	0.0
Forcible Fondling	0	0.0	0	0.0
Robbery	0	0.0	0	0.0
Assault Offenses (Total)	2	0.9	0	0.0
Aggravated Assault	0	0.0	0	0.0
Simple Assault	0	0.0	0	0.0
Intimidation	2	0.9	0	0.0
Stalking	0	0.0	0	0.0
Arson	1	0.4	0	0.0
Extortion/Blackmail	0	0.0	0	0.0
Burglary	6	2.7	0	0.0
Larceny/Theft Offenses (Total)	1	0.4	0	0.0
Theft - Pocket-picking	0	0.0	0	0.0
Theft - Purse Snatching	0	0.0	0	0.0
Theft - Shoplifting	0	0.0	0	0.0
Theft From Building	0	0.0	0	0.0
Theft From Coin Machine	0	0.0	0	0.0
Theft From Motor Vehicle	1	0.4	0	0.0
Theft of Motor Vehicle Parts	0	0.0	0	0.0
Theft - All Other Larceny	0	0.0	0	0.0
Motor Vehicle Theft	0	0.0	0	0.0
Counterfeiting/Forgery	0	0.0	0	0.0
Fraud Offenses (Total)	0	0.0	0	0.0
Fraud - Computer Hacking/Invasion	0	0.0	0	0.0
Fraud - Credit Card/ATM	0	0.0	0	0.0
Fraud - False Pretenses	0	0.0	0	0.0
Fraud - Identity Theft	0	0.0	0	0.0
Fraud - Impersonation	0	0.0	0	0.0
Fraud - Welfare	0	0.0	0	0.0
Fraud - Wire	0	0.0	0	0.0
Embezzlement	0	0.0	0	0.0
Stolen Property Offenses	0	0.0	0	0.0
Destruction/Damage/Vandalism	2	0.9	0	0.0
Drug/Narcotic Violations (Total)	0	0.0	0	0.0
Drug/Narcotic Violations	0	0.0	0	0.0
Drug/Narcotic Equipment Violations	0	0.0	0	0.0

GROUP A OFFENSES	Offense	Rate per 1,000	Cleared	% Cleared
Sex Offenses (Nonforcible) (Total)	0	0.0	0	0.0
Incest	0	0.0	0	0.0
Statutory Rape	0	0.0	0	0.0
Pornography/Obscene Material	0	0.0	0	0.0
Gambling Offenses (Total)	0	0.0	0	0.0
Gambling - Betting/Wagering	0	0.0	0	0.0
Gambling - Operating/Promoting	0	0.0	0	0.0
Gambling - Equipment Violations	0	0.0	0	0.0
Gambling - Sports Tampering	0	0.0	0	0.0
Prostitution Offenses (Total)	0	0.0	0	0.0
Prostitution	0	0.0	0	0.0
Prostitution Assisting/Promoting	0	0.0	0	0.0
Purchasing Prostitution	0	0.0	0	0.0
Human Trafficking Offenses (Total)	0	0.0	0	0.0
Commercial Sex Acts	0	0.0	0	0.0
Involuntary Servitude	0	0.0	0	0.0
Bribery	0	0.0	0	0.0
Weapon Law Violations	0	0.0	0	0.0
Animal Cruelty	0	0.0	0	0.0

GROUP B OFFENSES	Offenses	Rate per 1,000
Bad Checks	0	0.0
Curfew/Vagrancy	0	0.0
Disorderly Conduct	0	0.0
DUI	0	0.0
Drunkenness	0	0.0
Family-Non Violent	0	0.0
Liquor Law Violations	0	0.0
Peeping Tom	0	0.0
Trespass	0	0.0
All Other Offenses	0	0.0

2018 Fall Term Campus Population	
Undergraduate Enrollment	1,847
Graduate Enrollment	147
Staff Personnel	85
Faculty Personnel	141
Security Personnel	10
Total Campus Population	2,230



Daymar College Clarksville - 2018

GROUP A OFFENSES	Offense	Rate per 1,000	Cleared	% Cleared
Homicide Offenses (Total)	0	0.0	0	0.0
Murder	0	0.0	0	0.0
Negligent Manslaughter	0	0.0	0	0.0
Negligent Vehicular Manslaughter	0	0.0	0	0.0
Kidnapping/Abduction	0	0.0	0	0.0
Sex Offenses (Forcible) (Total)	0	0.0	0	0.0
Forcible Rape	0	0.0	0	0.0
Forcible Sodomy	0	0.0	0	0.0
Sexual Assault W/Object	0	0.0	0	0.0
Forcible Fondling	0	0.0	0	0.0
Robbery	0	0.0	0	0.0
Assault Offenses (Total)	0	0.0	0	0.0
Aggravated Assault	0	0.0	0	0.0
Simple Assault	0	0.0	0	0.0
Intimidation	0	0.0	0	0.0
Stalking	0	0.0	0	0.0
Arson	0	0.0	0	0.0
Extortion/Blackmail	0	0.0	0	0.0
Burglary	0	0.0	0	0.0
Larceny/Theft Offenses (Total)	0	0.0	0	0.0
Theft - Pocket-picking	0	0.0	0	0.0
Theft - Purse Snatching	0	0.0	0	0.0
Theft - Shoplifting	0	0.0	0	0.0
Theft From Building	0	0.0	0	0.0
Theft From Coin Machine	0	0.0	0	0.0
Theft From Motor Vehicle	0	0.0	0	0.0
Theft of Motor Vehicle Parts	0	0.0	0	0.0
Theft - All Other Larceny	0	0.0	0	0.0
Motor Vehicle Theft	0	0.0	0	0.0
Counterfeiting/Forgery	0	0.0	0	0.0
Fraud Offenses (Total)	0	0.0	0	0.0
Fraud - Computer Hacking/Invasion	0	0.0	0	0.0
Fraud - Credit Card/ATM	0	0.0	0	0.0
Fraud - False Pretenses	0	0.0	0	0.0
Fraud - Identity Theft	0	0.0	0	0.0
Fraud - Impersonation	0	0.0	0	0.0
Fraud - Welfare	0	0.0	0	0.0
Fraud - Wire	0	0.0	0	0.0
Embezzlement	0	0.0	0	0.0
Stolen Property Offenses	0	0.0	0	0.0
Destruction/Damage/Vandalism	0	0.0	0	0.0
Drug/Narcotic Violations (Total)	0	0.0	0	0.0
Drug/Narcotic Violations	0	0.0	0	0.0
Drug/Narcotic Equipment Violations	0	0.0	0	0.0

GROUP A OFFENSES	Offense	Rate per 1,000	Cleared	% Cleared
Sex Offenses (Nonforcible) (Total)	0	0.0	0	0.0
Incest	0	0.0	0	0.0
Statutory Rape	0	0.0	0	0.0
Pornography/Obscene Material	0	0.0	0	0.0
Gambling Offenses (Total)	0	0.0	0	0.0
Gambling - Betting/Wagering	0	0.0	0	0.0
Gambling - Operating/Promoting	0	0.0	0	0.0
Gambling - Equipment Violations	0	0.0	0	0.0
Gambling - Sports Tampering	0	0.0	0	0.0
Prostitution Offenses (Total)	0	0.0	0	0.0
Prostitution	0	0.0	0	0.0
Prostitution Assisting/Promoting	0	0.0	0	0.0
Purchasing Prostitution	0	0.0	0	0.0
Human Trafficking Offenses (Total)	0	0.0	0	0.0
Commercial Sex Acts	0	0.0	0	0.0
Involuntary Servitude	0	0.0	0	0.0
Bribery	0	0.0	0	0.0
Weapon Law Violations	0	0.0	0	0.0
Animal Cruelty	0	0.0	0	0.0

GROUP B OFFENSES	Offenses	Rate per 1,000
Bad Checks	0	0.0
Curfew/Vagrancy	0	0.0
Disorderly Conduct	0	0.0
DUI	0	0.0
Drunkenness	0	0.0
Family-Non Violent	0	0.0
Liquor Law Violations	0	0.0
Peeping Tom	0	0.0
Trespass	0	0.0
All Other Offenses	0	0.0

2018 Fall Term Campus Population	
Undergraduate Enrollment	334
Graduate Enrollment	0
Staff Personnel	20
Faculty Personnel	25
Security Personnel	0
Total Campus Population	379



Daymar College Murfreesboro - 2018

GROUP A OFFENSES	Offense	Rate per 1,000	Cleared	% Cleared
Homicide Offenses (Total)	0	0.0	0	0.0
Murder	0	0.0	0	0.0
Negligent Manslaughter	0	0.0	0	0.0
Negligent Vehicular Manslaughter	0	0.0	0	0.0
Kidnapping/Abduction	0	0.0	0	0.0
Sex Offenses (Forcible) (Total)	0	0.0	0	0.0
Forcible Rape	0	0.0	0	0.0
Forcible Sodomy	0	0.0	0	0.0
Sexual Assault W/Object	0	0.0	0	0.0
Forcible Fondling	0	0.0	0	0.0
Robbery	0	0.0	0	0.0
Assault Offenses (Total)	0	0.0	0	0.0
Aggravated Assault	0	0.0	0	0.0
Simple Assault	0	0.0	0	0.0
Intimidation	0	0.0	0	0.0
Stalking	0	0.0	0	0.0
Arson	0	0.0	0	0.0
Extortion/Blackmail	0	0.0	0	0.0
Burglary	0	0.0	0	0.0
Larceny/Theft Offenses (Total)	0	0.0	0	0.0
Theft - Pocket-picking	0	0.0	0	0.0
Theft - Purse Snatching	0	0.0	0	0.0
Theft - Shoplifting	0	0.0	0	0.0
Theft From Building	0	0.0	0	0.0
Theft From Coin Machine	0	0.0	0	0.0
Theft From Motor Vehicle	0	0.0	0	0.0
Theft of Motor Vehicle Parts	0	0.0	0	0.0
Theft - All Other Larceny	0	0.0	0	0.0
Motor Vehicle Theft	0	0.0	0	0.0
Counterfeiting/Forgery	0	0.0	0	0.0
Fraud Offenses (Total)	0	0.0	0	0.0
Fraud - Computer Hacking/Invasion	0	0.0	0	0.0
Fraud - Credit Card/ATM	0	0.0	0	0.0
Fraud - False Pretenses	0	0.0	0	0.0
Fraud - Identity Theft	0	0.0	0	0.0
Fraud - Impersonation	0	0.0	0	0.0
Fraud - Welfare	0	0.0	0	0.0
Fraud - Wire	0	0.0	0	0.0
Embezzlement	0	0.0	0	0.0
Stolen Property Offenses	0	0.0	0	0.0
Destruction/Damage/Vandalism	0	0.0	0	0.0
Drug/Narcotic Violations (Total)	0	0.0	0	0.0
Drug/Narcotic Violations	0	0.0	0	0.0
Drug/Narcotic Equipment Violations	0	0.0	0	0.0

GROUP A OFFENSES	Offense	Rate per 1,000	Cleared	% Cleared
Sex Offenses (Nonforcible) (Total)	0	0.0	0	0.0
Incest	0	0.0	0	0.0
Statutory Rape	0	0.0	0	0.0
Pornography/Obscene Material	0	0.0	0	0.0
Gambling Offenses (Total)	0	0.0	0	0.0
Gambling - Betting/Wagering	0	0.0	0	0.0
Gambling - Operating/Promoting	0	0.0	0	0.0
Gambling - Equipment Violations	0	0.0	0	0.0
Gambling - Sports Tampering	0	0.0	0	0.0
Prostitution Offenses (Total)	0	0.0	0	0.0
Prostitution	0	0.0	0	0.0
Prostitution Assisting/Promoting	0	0.0	0	0.0
Purchasing Prostitution	0	0.0	0	0.0
Human Trafficking Offenses (Total)	0	0.0	0	0.0
Commercial Sex Acts	0	0.0	0	0.0
Involuntary Servitude	0	0.0	0	0.0
Bribery	0	0.0	0	0.0
Weapon Law Violations	0	0.0	0	0.0
Animal Cruelty	0	0.0	0	0.0

GROUP B OFFENSES	Offenses	Rate per 1,000
Bad Checks	0	0.0
Curfew/Vagrancy	0	0.0
Disorderly Conduct	0	0.0
DUI	0	0.0
Drunkenness	0	0.0
Family-Non Violent	0	0.0
Liquor Law Violations	0	0.0
Peeping Tom	0	0.0
Trespass	0	0.0
All Other Offenses	0	0.0

2018 Fall Term Campus Population	
Undergraduate Enrollment	136
Graduate Enrollment	0
Staff Personnel	14
Faculty Personnel	24
Security Personnel	1
Total Campus Population	175



Daymar College Nashville - 2018

GROUP A OFFENSES	Offense	Rate per 1,000	Cleared	% Cleared
Homicide Offenses (Total)	0	0.0	0	0.0
Murder	0	0.0	0	0.0
Negligent Manslaughter	0	0.0	0	0.0
Negligent Vehicular Manslaughter	0	0.0	0	0.0
Kidnapping/Abduction	0	0.0	0	0.0
Sex Offenses (Forcible) (Total)	0	0.0	0	0.0
Forcible Rape	0	0.0	0	0.0
Forcible Sodomy	0	0.0	0	0.0
Sexual Assault W/Object	0	0.0	0	0.0
Forcible Fondling	0	0.0	0	0.0
Robbery	0	0.0	0	0.0
Assault Offenses (Total)	0	0.0	0	0.0
Aggravated Assault	0	0.0	0	0.0
Simple Assault	0	0.0	0	0.0
Intimidation	0	0.0	0	0.0
Stalking	0	0.0	0	0.0
Arson	0	0.0	0	0.0
Extortion/Blackmail	0	0.0	0	0.0
Burglary	0	0.0	0	0.0
Larceny/Theft Offenses (Total)	0	0.0	0	0.0
Theft - Pocket-picking	0	0.0	0	0.0
Theft - Purse Snatching	0	0.0	0	0.0
Theft - Shoplifting	0	0.0	0	0.0
Theft From Building	0	0.0	0	0.0
Theft From Coin Machine	0	0.0	0	0.0
Theft From Motor Vehicle	0	0.0	0	0.0
Theft of Motor Vehicle Parts	0	0.0	0	0.0
Theft - All Other Larceny	0	0.0	0	0.0
Motor Vehicle Theft	0	0.0	0	0.0
Counterfeiting/Forgery	0	0.0	0	0.0
Fraud Offenses (Total)	0	0.0	0	0.0
Fraud - Computer Hacking/Invasion	0	0.0	0	0.0
Fraud - Credit Card/ATM	0	0.0	0	0.0
Fraud - False Pretenses	0	0.0	0	0.0
Fraud - Identity Theft	0	0.0	0	0.0
Fraud - Impersonation	0	0.0	0	0.0
Fraud - Welfare	0	0.0	0	0.0
Fraud - Wire	0	0.0	0	0.0
Embezzlement	0	0.0	0	0.0
Stolen Property Offenses	0	0.0	0	0.0
Destruction/Damage/Vandalism	0	0.0	0	0.0
Drug/Narcotic Violations (Total)	0	0.0	0	0.0
Drug/Narcotic Violations	0	0.0	0	0.0
Drug/Narcotic Equipment Violations	0	0.0	0	0.0

GROUP A OFFENSES	Offense	Rate per 1,000	Cleared	% Cleared
Sex Offenses (Nonforcible) (Total)	0	0.0	0	0.0
Incest	0	0.0	0	0.0
Statutory Rape	0	0.0	0	0.0
Pornography/Obscene Material	0	0.0	0	0.0
Gambling Offenses (Total)	0	0.0	0	0.0
Gambling - Betting/Wagering	0	0.0	0	0.0
Gambling - Operating/Promoting	0	0.0	0	0.0
Gambling - Equipment Violations	0	0.0	0	0.0
Gambling - Sports Tampering	0	0.0	0	0.0
Prostitution Offenses (Total)	0	0.0	0	0.0
Prostitution	0	0.0	0	0.0
Prostitution Assisting/Promoting	0	0.0	0	0.0
Purchasing Prostitution	0	0.0	0	0.0
Human Trafficking Offenses (Total)	0	0.0	0	0.0
Commercial Sex Acts	0	0.0	0	0.0
Involuntary Servitude	0	0.0	0	0.0
Bribery	0	0.0	0	0.0
Weapon Law Violations	0	0.0	0	0.0
Animal Cruelty	0	0.0	0	0.0

GROUP B OFFENSES	Offenses	Rate per 1,000
Bad Checks	0	0.0
Curfew/Vagrancy	0	0.0
Disorderly Conduct	0	0.0
DUI	0	0.0
Drunkenness	0	0.0
Family-Non Violent	0	0.0
Liquor Law Violations	0	0.0
Peeping Tom	0	0.0
Trespass	0	0.0
All Other Offenses	0	0.0

2018 Fall Term Campus Population	
Undergraduate Enrollment	107
Graduate Enrollment	0
Staff Personnel	14
Faculty Personnel	21
Security Personnel	0
Total Campus Population	142



Dyersburg State Community College - 2018

GROUP A OFFENSES	Offense	Rate per 1,000	Cleared	% Cleared
Homicide Offenses (Total)	0	0.0	0	0.0
Murder	0	0.0	0	0.0
Negligent Manslaughter	0	0.0	0	0.0
Negligent Vehicular Manslaughter	0	0.0	0	0.0
Kidnapping/Abduction	0	0.0	0	0.0
Sex Offenses (Forcible) (Total)	0	0.0	0	0.0
Forcible Rape	0	0.0	0	0.0
Forcible Sodomy	0	0.0	0	0.0
Sexual Assault W/Object	0	0.0	0	0.0
Forcible Fondling	0	0.0	0	0.0
Robbery	0	0.0	0	0.0
Assault Offenses (Total)	0	0.0	0	0.0
Aggravated Assault	0	0.0	0	0.0
Simple Assault	0	0.0	0	0.0
Intimidation	0	0.0	0	0.0
Stalking	0	0.0	0	0.0
Arson	0	0.0	0	0.0
Extortion/Blackmail	0	0.0	0	0.0
Burglary	0	0.0	0	0.0
Larceny/Theft Offenses (Total)	0	0.0	0	0.0
Theft - Pocket-picking	0	0.0	0	0.0
Theft - Purse Snatching	0	0.0	0	0.0
Theft - Shoplifting	0	0.0	0	0.0
Theft From Building	0	0.0	0	0.0
Theft From Coin Machine	0	0.0	0	0.0
Theft From Motor Vehicle	0	0.0	0	0.0
Theft of Motor Vehicle Parts	0	0.0	0	0.0
Theft - All Other Larceny	0	0.0	0	0.0
Motor Vehicle Theft	0	0.0	0	0.0
Counterfeiting/Forgery	0	0.0	0	0.0
Fraud Offenses (Total)	0	0.0	0	0.0
Fraud - Computer Hacking/Invasion	0	0.0	0	0.0
Fraud - Credit Card/ATM	0	0.0	0	0.0
Fraud - False Pretenses	0	0.0	0	0.0
Fraud - Identity Theft	0	0.0	0	0.0
Fraud - Impersonation	0	0.0	0	0.0
Fraud - Welfare	0	0.0	0	0.0
Fraud - Wire	0	0.0	0	0.0
Embezzlement	0	0.0	0	0.0
Stolen Property Offenses	0	0.0	0	0.0
Destruction/Damage/Vandalism	0	0.0	0	0.0
Drug/Narcotic Violations (Total)	0	0.0	0	0.0
Drug/Narcotic Violations	0	0.0	0	0.0
Drug/Narcotic Equipment Violations	0	0.0	0	0.0

GROUP A OFFENSES	Offense	Rate per 1,000	Cleared	% Cleared
Sex Offenses (Nonforcible) (Total)	0	0.0	0	0.0
Incest	0	0.0	0	0.0
Statutory Rape	0	0.0	0	0.0
Pornography/Obscene Material	0	0.0	0	0.0
Gambling Offenses (Total)	0	0.0	0	0.0
Gambling - Betting/Wagering	0	0.0	0	0.0
Gambling - Operating/Promoting	0	0.0	0	0.0
Gambling - Equipment Violations	0	0.0	0	0.0
Gambling - Sports Tampering	0	0.0	0	0.0
Prostitution Offenses (Total)	0	0.0	0	0.0
Prostitution	0	0.0	0	0.0
Prostitution Assisting/Promoting	0	0.0	0	0.0
Purchasing Prostitution	0	0.0	0	0.0
Human Trafficking Offenses (Total)	0	0.0	0	0.0
Commercial Sex Acts	0	0.0	0	0.0
Involuntary Servitude	0	0.0	0	0.0
Bribery	0	0.0	0	0.0
Weapon Law Violations	0	0.0	0	0.0
Animal Cruelty	0	0.0	0	0.0

GROUP B OFFENSES	Offenses	Rate per 1,000
Bad Checks	0	0.0
Curfew/Vagrancy	0	0.0
Disorderly Conduct	0	0.0
DUI	0	0.0
Drunkenness	0	0.0
Family-Non Violent	0	0.0
Liquor Law Violations	0	0.0
Peeping Tom	0	0.0
Trespass	0	0.0
All Other Offenses	0	0.0

2018 Fall Term Campus Population	
Undergraduate Enrollment	2,398
Graduate Enrollment	0
Staff Personnel	125
Faculty Personnel	176
Security Personnel	6
Total Campus Population	2,705



East Tennessee State University - 2018

GROUP A OFFENSES	Offense	Rate per 1,000	Cleared	% Cleared
Homicide Offenses (Total)	0	0.0	0	0.0
Murder	0	0.0	0	0.0
Negligent Manslaughter	0	0.0	0	0.0
Negligent Vehicular Manslaughter	0	0.0	0	0.0
Kidnapping/Abduction	0	0.0	0	0.0
Sex Offenses (Forcible) (Total)	4	0.3	1	25.0
Forcible Rape	2	0.1	0	0.0
Forcible Sodomy	0	0.0	0	0.0
Sexual Assault W/Object	0	0.0	0	0.0
Forcible Fondling	2	0.1	1	50.0
Robbery	0	0.0	0	0.0
Assault Offenses (Total)	23	1.5	12	52.2
Aggravated Assault	2	0.1	1	50.0
Simple Assault	11	0.7	6	54.5
Intimidation	8	0.5	3	37.5
Stalking	2	0.1	2	100.0
Arson	0	0.0	0	0.0
Extortion/Blackmail	0	0.0	0	0.0
Burglary	6	0.4	0	0.0
Larceny/Theft Offenses (Total)	70	4.4	1	1.4
Theft - Pocket-picking	0	0.0	0	0.0
Theft - Purse Snatching	0	0.0	0	0.0
Theft - Shoplifting	0	0.0	0	0.0
Theft From Building	24	1.5	1	4.2
Theft From Coin Machine	0	0.0	0	0.0
Theft From Motor Vehicle	16	1.0	0	0.0
Theft of Motor Vehicle Parts	6	0.4	0	0.0
Theft - All Other Larceny	24	1.5	0	0.0
Motor Vehicle Theft	1	0.1	0	0.0
Counterfeiting/Forgery	0	0.0	0	0.0
Fraud Offenses (Total)	7	0.4	1	14.3
Fraud - Computer Hacking/Invasion	3	0.2	0	0.0
Fraud - Credit Card/ATM	1	0.1	0	0.0
Fraud - False Pretenses	3	0.2	1	33.3
Fraud - Identity Theft	0	0.0	0	0.0
Fraud - Impersonation	0	0.0	0	0.0
Fraud - Welfare	0	0.0	0	0.0
Fraud - Wire	0	0.0	0	0.0
Embezzlement	0	0.0	0	0.0
Stolen Property Offenses	0	0.0	0	0.0
Destruction/Damage/Vandalism	41	2.6	3	7.3
Drug/Narcotic Violations (Total)	23	1.5	20	87.0
Drug/Narcotic Violations	13	0.8	11	84.6
Drug/Narcotic Equipment Violations	10	0.6	9	90.0

GROUP A OFFENSES	Offense	Rate per 1,000	Cleared	% Cleared
Sex Offenses (Nonforcible) (Total)	0	0.0	0	0.0
Incest	0	0.0	0	0.0
Statutory Rape	0	0.0	0	0.0
Pornography/Obscene Material	0	0.0	0	0.0
Gambling Offenses (Total)	0	0.0	0	0.0
Gambling - Betting/Wagering	0	0.0	0	0.0
Gambling - Operating/Promoting	0	0.0	0	0.0
Gambling - Equipment Violations	0	0.0	0	0.0
Gambling - Sports Tampering	0	0.0	0	0.0
Prostitution Offenses (Total)	0	0.0	0	0.0
Prostitution	0	0.0	0	0.0
Prostitution Assisting/Promoting	0	0.0	0	0.0
Purchasing Prostitution	0	0.0	0	0.0
Human Trafficking Offenses (Total)	0	0.0	0	0.0
Commercial Sex Acts	0	0.0	0	0.0
Involuntary Servitude	0	0.0	0	0.0
Bribery	0	0.0	0	0.0
Weapon Law Violations	0	0.0	0	0.0
Animal Cruelty	0	0.0	0	0.0

GROUP B OFFENSES	Offenses	Rate per 1,000
Bad Checks	1	0.1
Curfew/Vagrancy	0	0.0
Disorderly Conduct	2	0.1
DUI	2	0.1
Drunkenness	6	0.4
Family-Non Violent	0	0.0
Liquor Law Violations	26	1.6
Peeping Tom	0	0.0
Trespass	2	0.1
All Other Offenses	1	0.1

2018 Fall Term Campus Population	
Undergraduate Enrollment	10,690
Graduate Enrollment	2,694
Staff Personnel	1,502
Faculty Personnel	933
Security Personnel	31
Total Campus Population	15,850



Fisk University - 2018

GROUP A OFFENSES	Offense	Rate per 1,000	Cleared	% Cleared
Homicide Offenses (Total)	0	0.0	0	0.0
Murder	0	0.0	0	0.0
Negligent Manslaughter	0	0.0	0	0.0
Negligent Vehicular Manslaughter	0	0.0	0	0.0
Kidnapping/Abduction	0	0.0	0	0.0
Sex Offenses (Forcible) (Total)	4	4.2	0	0.0
Forcible Rape	4	4.2	0	0.0
Forcible Sodomy	0	0.0	0	0.0
Sexual Assault W/Object	0	0.0	0	0.0
Forcible Fondling	0	0.0	0	0.0
Robbery	0	0.0	0	0.0
Assault Offenses (Total)	7	7.3	5	71.4
Aggravated Assault	1	1.0	1	100.0
Simple Assault	5	5.2	4	80.0
Intimidation	0	0.0	0	0.0
Stalking	1	1.0	0	0.0
Arson	0	0.0	0	0.0
Extortion/Blackmail	0	0.0	0	0.0
Burglary	4	4.2	1	25.0
Larceny/Theft Offenses (Total)	6	6.3	0	0.0
Theft - Pocket-picking	0	0.0	0	0.0
Theft - Purse Snatching	0	0.0	0	0.0
Theft - Shoplifting	0	0.0	0	0.0
Theft From Building	2	2.1	0	0.0
Theft From Coin Machine	0	0.0	0	0.0
Theft From Motor Vehicle	3	3.1	0	0.0
Theft of Motor Vehicle Parts	0	0.0	0	0.0
Theft - All Other Larceny	1	1.0	0	0.0
Motor Vehicle Theft	1	1.0	1	100.0
Counterfeiting/Forgery	0	0.0	0	0.0
Fraud Offenses (Total)	0	0.0	0	0.0
Fraud - Computer Hacking/Invasion	0	0.0	0	0.0
Fraud - Credit Card/ATM	0	0.0	0	0.0
Fraud - False Pretenses	0	0.0	0	0.0
Fraud - Identity Theft	0	0.0	0	0.0
Fraud - Impersonation	0	0.0	0	0.0
Fraud - Welfare	0	0.0	0	0.0
Fraud - Wire	0	0.0	0	0.0
Embezzlement	0	0.0	0	0.0
Stolen Property Offenses	0	0.0	0	0.0
Destruction/Damage/Vandalism	2	2.1	2	100.0
Drug/Narcotic Violations (Total)	4	4.2	4	100.0
Drug/Narcotic Violations	2	2.1	2	100.0
Drug/Narcotic Equipment Violations	2	2.1	2	100.0

GROUP A OFFENSES	Offense	Rate per 1,000	Cleared	% Cleared
Sex Offenses (Nonforcible) (Total)	0	0.0	0	0.0
Incest	0	0.0	0	0.0
Statutory Rape	0	0.0	0	0.0
Pornography/Obscene Material	0	0.0	0	0.0
Gambling Offenses (Total)	0	0.0	0	0.0
Gambling - Betting/Wagering	0	0.0	0	0.0
Gambling - Operating/Promoting	0	0.0	0	0.0
Gambling - Equipment Violations	0	0.0	0	0.0
Gambling - Sports Tampering	0	0.0	0	0.0
Prostitution Offenses (Total)	0	0.0	0	0.0
Prostitution	0	0.0	0	0.0
Prostitution Assisting/Promoting	0	0.0	0	0.0
Purchasing Prostitution	0	0.0	0	0.0
Human Trafficking Offenses (Total)	0	0.0	0	0.0
Commercial Sex Acts	0	0.0	0	0.0
Involuntary Servitude	0	0.0	0	0.0
Bribery	0	0.0	0	0.0
Weapon Law Violations	0	0.0	0	0.0
Animal Cruelty	0	0.0	0	0.0

GROUP B OFFENSES	Offenses	Rate per 1,000
Bad Checks	0	0.0
Curfew/Vagrancy	0	0.0
Disorderly Conduct	1	1.0
DUI	0	0.0
Drunkenness	0	0.0
Family-Non Violent	0	0.0
Liquor Law Violations	0	0.0
Peeping Tom	0	0.0
Trespass	0	0.0
All Other Offenses	0	0.0

2018 Fall Term Campus Population	
Undergraduate Enrollment	725
Graduate Enrollment	34
Staff Personnel	121
Faculty Personnel	63
Security Personnel	10
Total Campus Population	953



GROUP A OFFENSES	Offense	Rate per 1,000	Cleared	% Cleared
Homicide Offenses (Total)	0	0.0	0	0.0
Murder	0	0.0	0	0.0
Negligent Manslaughter	0	0.0	0	0.0
Negligent Vehicular Manslaughter	0	0.0	0	0.0
Kidnapping/Abduction	0	0.0	0	0.0
Sex Offenses (Forcible) (Total)	0	0.0	0	0.0
Forcible Rape	0	0.0	0	0.0
Forcible Sodomy	0	0.0	0	0.0
Sexual Assault W/Object	0	0.0	0	0.0
Forcible Fondling	0	0.0	0	0.0
Robbery	0	0.0	0	0.0
Assault Offenses (Total)	1	0.4	1	100.0
Aggravated Assault	1	0.4	1	100.0
Simple Assault	0	0.0	0	0.0
Intimidation	0	0.0	0	0.0
Stalking	0	0.0	0	0.0
Arson	0	0.0	0	0.0
Extortion/Blackmail	0	0.0	0	0.0
Burglary	0	0.0	0	0.0
Larceny/Theft Offenses (Total)	9	4.0	1	11.1
Theft - Pocket-picking	0	0.0	0	0.0
Theft - Purse Snatching	0	0.0	0	0.0
Theft - Shoplifting	0	0.0	0	0.0
Theft From Building	7	3.1	0	0.0
Theft From Coin Machine	0	0.0	0	0.0
Theft From Motor Vehicle	0	0.0	0	0.0
Theft of Motor Vehicle Parts	0	0.0	0	0.0
Theft - All Other Larceny	2	0.9	1	50.0
Motor Vehicle Theft	0	0.0	0	0.0
Counterfeiting/Forgery	0	0.0	0	0.0
Fraud Offenses (Total)	0	0.0	0	0.0
Fraud - Computer Hacking/Invasion	0	0.0	0	0.0
Fraud - Credit Card/ATM	0	0.0	0	0.0
Fraud - False Pretenses	0	0.0	0	0.0
Fraud - Identity Theft	0	0.0	0	0.0
Fraud - Impersonation	0	0.0	0	0.0
Fraud - Welfare	0	0.0	0	0.0
Fraud - Wire	0	0.0	0	0.0
Embezzlement	0	0.0	0	0.0
Stolen Property Offenses	0	0.0	0	0.0
Destruction/Damage/Vandalism	0	0.0	0	0.0
Drug/Narcotic Violations (Total)	1	0.4	0	0.0
Drug/Narcotic Violations	1	0.4	0	0.0
Drug/Narcotic Equipment Violations	0	0.0	0	0.0

GROUP A OFFENSES	Offense	Rate per 1,000	Cleared	% Cleared
Sex Offenses (Nonforcible) (Total)	0	0.0	0	0.0
Incest	0	0.0	0	0.0
Statutory Rape	0	0.0	0	0.0
Pornography/Obscene Material	0	0.0	0	0.0
Gambling Offenses (Total)	0	0.0	0	0.0
Gambling - Betting/Wagering	0	0.0	0	0.0
Gambling - Operating/Promoting	0	0.0	0	0.0
Gambling - Equipment Violations	0	0.0	0	0.0
Gambling - Sports Tampering	0	0.0	0	0.0
Prostitution Offenses (Total)	0	0.0	0	0.0
Prostitution	0	0.0	0	0.0
Prostitution Assisting/Promoting	0	0.0	0	0.0
Purchasing Prostitution	0	0.0	0	0.0
Human Trafficking Offenses (Total)	0	0.0	0	0.0
Commercial Sex Acts	0	0.0	0	0.0
Involuntary Servitude	0	0.0	0	0.0
Bribery	0	0.0	0	0.0
Weapon Law Violations	0	0.0	0	0.0
Animal Cruelty	0	0.0	0	0.0

GROUP B OFFENSES	Offenses	Rate per 1,000
Bad Checks	0	0.0
Curfew/Vagrancy	0	0.0
Disorderly Conduct	0	0.0
DUI	0	0.0
Drunkenness	0	0.0
Family-Non Violent	0	0.0
Liquor Law Violations	0	0.0
Peeping Tom	0	0.0
Trespass	0	0.0
All Other Offenses	0	0.0

2018 Fall Term Campus Population	
Undergraduate Enrollment	1,423
Graduate Enrollment	368
Staff Personnel	240
Faculty Personnel	201
Security Personnel	38
Total Campus Population	2,270



Harding School of Theology - 2018

GROUP A OFFENSES	Offense	Rate per 1,000	Cleared	% Cleared
Homicide Offenses (Total)	0	0.0	0	0.0
Murder	0	0.0	0	0.0
Negligent Manslaughter	0	0.0	0	0.0
Negligent Vehicular Manslaughter	0	0.0	0	0.0
Kidnapping/Abduction	0	0.0	0	0.0
Sex Offenses (Forcible) (Total)	0	0.0	0	0.0
Forcible Rape	0	0.0	0	0.0
Forcible Sodomy	0	0.0	0	0.0
Sexual Assault W/Object	0	0.0	0	0.0
Forcible Fondling	0	0.0	0	0.0
Robbery	0	0.0	0	0.0
Assault Offenses (Total)	0	0.0	0	0.0
Aggravated Assault	0	0.0	0	0.0
Simple Assault	0	0.0	0	0.0
Intimidation	0	0.0	0	0.0
Stalking	0	0.0	0	0.0
Arson	0	0.0	0	0.0
Extortion/Blackmail	0	0.0	0	0.0
Burglary	0	0.0	0	0.0
Larceny/Theft Offenses (Total)	0	0.0	0	0.0
Theft - Pocket-picking	0	0.0	0	0.0
Theft - Purse Snatching	0	0.0	0	0.0
Theft - Shoplifting	0	0.0	0	0.0
Theft From Building	0	0.0	0	0.0
Theft From Coin Machine	0	0.0	0	0.0
Theft From Motor Vehicle	0	0.0	0	0.0
Theft of Motor Vehicle Parts	0	0.0	0	0.0
Theft - All Other Larceny	0	0.0	0	0.0
Motor Vehicle Theft	0	0.0	0	0.0
Counterfeiting/Forgery	0	0.0	0	0.0
Fraud Offenses (Total)	0	0.0	0	0.0
Fraud - Computer Hacking/Invasion	0	0.0	0	0.0
Fraud - Credit Card/ATM	0	0.0	0	0.0
Fraud - False Pretenses	0	0.0	0	0.0
Fraud - Identity Theft	0	0.0	0	0.0
Fraud - Impersonation	0	0.0	0	0.0
Fraud - Welfare	0	0.0	0	0.0
Fraud - Wire	0	0.0	0	0.0
Embezzlement	0	0.0	0	0.0
Stolen Property Offenses	0	0.0	0	0.0
Destruction/Damage/Vandalism	0	0.0	0	0.0
Drug/Narcotic Violations (Total)	0	0.0	0	0.0
Drug/Narcotic Violations	0	0.0	0	0.0
Drug/Narcotic Equipment Violations	0	0.0	0	0.0

GROUP A OFFENSES	Offense	Rate per 1,000	Cleared	% Cleared
Sex Offenses (Nonforcible) (Total)	0	0.0	0	0.0
Incest	0	0.0	0	0.0
Statutory Rape	0	0.0	0	0.0
Pornography/Obscene Material	0	0.0	0	0.0
Gambling Offenses (Total)	0	0.0	0	0.0
Gambling - Betting/Wagering	0	0.0	0	0.0
Gambling - Operating/Promoting	0	0.0	0	0.0
Gambling - Equipment Violations	0	0.0	0	0.0
Gambling - Sports Tampering	0	0.0	0	0.0
Prostitution Offenses (Total)	0	0.0	0	0.0
Prostitution	0	0.0	0	0.0
Prostitution Assisting/Promoting	0	0.0	0	0.0
Purchasing Prostitution	0	0.0	0	0.0
Human Trafficking Offenses (Total)	0	0.0	0	0.0
Commercial Sex Acts	0	0.0	0	0.0
Involuntary Servitude	0	0.0	0	0.0
Bribery	0	0.0	0	0.0
Weapon Law Violations	0	0.0	0	0.0
Animal Cruelty	0	0.0	0	0.0

GROUP B OFFENSES	Offenses	Rate per 1,000
Bad Checks	0	0.0
Curfew/Vagrancy	0	0.0
Disorderly Conduct	0	0.0
DUI	0	0.0
Drunkenness	0	0.0
Family-Non Violent	0	0.0
Liquor Law Violations	0	0.0
Peeping Tom	0	0.0
Trespass	0	0.0
All Other Offenses	0	0.0

2018 Fall Term Campus Population	
Undergraduate Enrollment	0
Graduate Enrollment	85
Staff Personnel	9
Faculty Personnel	12
Security Personnel	3
Total Campus Population	109



GROUP A OFFENSES	Offense	Rate per 1,000	Cleared	% Cleared
Homicide Offenses (Total)	0	0.0	0	0.0
Murder	0	0.0	0	0.0
Negligent Manslaughter	0	0.0	0	0.0
Negligent Vehicular Manslaughter	0	0.0	0	0.0
Kidnapping/Abduction	0	0.0	0	0.0
Sex Offenses (Forcible) (Total)	0	0.0	0	0.0
Forcible Rape	0	0.0	0	0.0
Forcible Sodomy	0	0.0	0	0.0
Sexual Assault W/Object	0	0.0	0	0.0
Forcible Fondling	0	0.0	0	0.0
Robbery	0	0.0	0	0.0
Assault Offenses (Total)	0	0.0	0	0.0
Aggravated Assault	0	0.0	0	0.0
Simple Assault	0	0.0	0	0.0
Intimidation	0	0.0	0	0.0
Stalking	0	0.0	0	0.0
Arson	0	0.0	0	0.0
Extortion/Blackmail	0	0.0	0	0.0
Burglary	0	0.0	0	0.0
Larceny/Theft Offenses (Total)	0	0.0	0	0.0
Theft - Pocket-picking	0	0.0	0	0.0
Theft - Purse Snatching	0	0.0	0	0.0
Theft - Shoplifting	0	0.0	0	0.0
Theft From Building	0	0.0	0	0.0
Theft From Coin Machine	0	0.0	0	0.0
Theft From Motor Vehicle	0	0.0	0	0.0
Theft of Motor Vehicle Parts	0	0.0	0	0.0
Theft - All Other Larceny	0	0.0	0	0.0
Motor Vehicle Theft	0	0.0	0	0.0
Counterfeiting/Forgery	0	0.0	0	0.0
Fraud Offenses (Total)	0	0.0	0	0.0
Fraud - Computer Hacking/Invasion	0	0.0	0	0.0
Fraud - Credit Card/ATM	0	0.0	0	0.0
Fraud - False Pretenses	0	0.0	0	0.0
Fraud - Identity Theft	0	0.0	0	0.0
Fraud - Impersonation	0	0.0	0	0.0
Fraud - Welfare	0	0.0	0	0.0
Fraud - Wire	0	0.0	0	0.0
Embezzlement	0	0.0	0	0.0
Stolen Property Offenses	0	0.0	0	0.0
Destruction/Damage/Vandalism	0	0.0	0	0.0
Drug/Narcotic Violations (Total)	0	0.0	0	0.0
Drug/Narcotic Violations	0	0.0	0	0.0
Drug/Narcotic Equipment Violations	0	0.0	0	0.0

GROUP A OFFENSES	Offense	Rate per 1,000	Cleared	% Cleared
Sex Offenses (Nonforcible) (Total)	0	0.0	0	0.0
Incest	0	0.0	0	0.0
Statutory Rape	0	0.0	0	0.0
Pornography/Obscene Material	0	0.0	0	0.0
Gambling Offenses (Total)	0	0.0	0	0.0
Gambling - Betting/Wagering	0	0.0	0	0.0
Gambling - Operating/Promoting	0	0.0	0	0.0
Gambling - Equipment Violations	0	0.0	0	0.0
Gambling - Sports Tampering	0	0.0	0	0.0
Prostitution Offenses (Total)	0	0.0	0	0.0
Prostitution	0	0.0	0	0.0
Prostitution Assisting/Promoting	0	0.0	0	0.0
Purchasing Prostitution	0	0.0	0	0.0
Human Trafficking Offenses (Total)	0	0.0	0	0.0
Commercial Sex Acts	0	0.0	0	0.0
Involuntary Servitude	0	0.0	0	0.0
Bribery	0	0.0	0	0.0
Weapon Law Violations	0	0.0	0	0.0
Animal Cruelty	0	0.0	0	0.0

GROUP B OFFENSES	Offenses	Rate per 1,000
Bad Checks	0	0.0
Curfew/Vagrancy	0	0.0
Disorderly Conduct	0	0.0
DUI	0	0.0
Drunkenness	0	0.0
Family-Non Violent	0	0.0
Liquor Law Violations	0	0.0
Peeping Tom	0	0.0
Trespass	0	0.0
All Other Offenses	0	0.0

2018 Fall Term Campus Population	
Undergraduate Enrollment	250
Graduate Enrollment	0
Staff Personnel	36
Faculty Personnel	42
Security Personnel	2
Total Campus Population	330



Jackson State Community College - 2018

GROUP A OFFENSES	Offense	Rate per 1,000	Cleared	% Cleared
Homicide Offenses (Total)	0	0.0	0	0.0
Murder	0	0.0	0	0.0
Negligent Manslaughter	0	0.0	0	0.0
Negligent Vehicular Manslaughter	0	0.0	0	0.0
Kidnapping/Abduction	0	0.0	0	0.0
Sex Offenses (Forcible) (Total)	0	0.0	0	0.0
Forcible Rape	0	0.0	0	0.0
Forcible Sodomy	0	0.0	0	0.0
Sexual Assault W/Object	0	0.0	0	0.0
Forcible Fondling	0	0.0	0	0.0
Robbery	0	0.0	0	0.0
Assault Offenses (Total)	2	0.6	1	50.0
Aggravated Assault	0	0.0	0	0.0
Simple Assault	1	0.3	0	0.0
Intimidation	0	0.0	0	0.0
Stalking	1	0.3	1	100.0
Arson	0	0.0	0	0.0
Extortion/Blackmail	0	0.0	0	0.0
Burglary	1	0.3	0	0.0
Larceny/Theft Offenses (Total)	5	1.5	1	20.0
Theft - Pocket-picking	0	0.0	0	0.0
Theft - Purse Snatching	0	0.0	0	0.0
Theft - Shoplifting	0	0.0	0	0.0
Theft From Building	2	0.6	1	50.0
Theft From Coin Machine	0	0.0	0	0.0
Theft From Motor Vehicle	2	0.6	0	0.0
Theft of Motor Vehicle Parts	0	0.0	0	0.0
Theft - All Other Larceny	1	0.3	0	0.0
Motor Vehicle Theft	0	0.0	0	0.0
Counterfeiting/Forgery	0	0.0	0	0.0
Fraud Offenses (Total)	2	0.6	2	100.0
Fraud - Computer Hacking/Invasion	0	0.0	0	0.0
Fraud - Credit Card/ATM	0	0.0	0	0.0
Fraud - False Pretenses	2	0.6	2	100.0
Fraud - Identity Theft	0	0.0	0	0.0
Fraud - Impersonation	0	0.0	0	0.0
Fraud - Welfare	0	0.0	0	0.0
Fraud - Wire	0	0.0	0	0.0
Embezzlement	0	0.0	0	0.0
Stolen Property Offenses	0	0.0	0	0.0
Destruction/Damage/Vandalism	1	0.3	1	100.0
Drug/Narcotic Violations (Total)	0	0.0	0	0.0
Drug/Narcotic Violations	0	0.0	0	0.0
Drug/Narcotic Equipment Violations	0	0.0	0	0.0

GROUP A OFFENSES	Offense	Rate per 1,000	Cleared	% Cleared
Sex Offenses (Nonforcible) (Total)	0	0.0	0	0.0
Incest	0	0.0	0	0.0
Statutory Rape	0	0.0	0	0.0
Pornography/Obscene Material	0	0.0	0	0.0
Gambling Offenses (Total)	0	0.0	0	0.0
Gambling - Betting/Wagering	0	0.0	0	0.0
Gambling - Operating/Promoting	0	0.0	0	0.0
Gambling - Equipment Violations	0	0.0	0	0.0
Gambling - Sports Tampering	0	0.0	0	0.0
Prostitution Offenses (Total)	0	0.0	0	0.0
Prostitution	0	0.0	0	0.0
Prostitution Assisting/Promoting	0	0.0	0	0.0
Purchasing Prostitution	0	0.0	0	0.0
Human Trafficking Offenses (Total)	0	0.0	0	0.0
Commercial Sex Acts	0	0.0	0	0.0
Involuntary Servitude	0	0.0	0	0.0
Bribery	0	0.0	0	0.0
Weapon Law Violations	0	0.0	0	0.0
Animal Cruelty	0	0.0	0	0.0

GROUP B OFFENSES	Offenses	Rate per 1,000
Bad Checks	0	0.0
Curfew/Vagrancy	0	0.0
Disorderly Conduct	0	0.0
DUI	0	0.0
Drunkenness	0	0.0
Family-Non Violent	0	0.0
Liquor Law Violations	0	0.0
Peeping Tom	0	0.0
Trespass	0	0.0
All Other Offenses	0	0.0

2018 Fall Term Campus Population	
Undergraduate Enrollment	3,032
Graduate Enrollment	0
Staff Personnel	148
Faculty Personnel	236
Security Personnel	3
Total Campus Population	3,419



GROUP A OFFENSES	Offense	Rate per 1,000	Cleared	% Cleared
Homicide Offenses (Total)	0	0.0	0	0.0
Murder	0	0.0	0	0.0
Negligent Manslaughter	0	0.0	0	0.0
Negligent Vehicular Manslaughter	0	0.0	0	0.0
Kidnapping/Abduction	0	0.0	0	0.0
Sex Offenses (Forcible) (Total)	0	0.0	0	0.0
Forcible Rape	0	0.0	0	0.0
Forcible Sodomy	0	0.0	0	0.0
Sexual Assault W/Object	0	0.0	0	0.0
Forcible Fondling	0	0.0	0	0.0
Robbery	0	0.0	0	0.0
Assault Offenses (Total)	0	0.0	0	0.0
Aggravated Assault	0	0.0	0	0.0
Simple Assault	0	0.0	0	0.0
Intimidation	0	0.0	0	0.0
Stalking	0	0.0	0	0.0
Arson	0	0.0	0	0.0
Extortion/Blackmail	0	0.0	0	0.0
Burglary	0	0.0	0	0.0
Larceny/Theft Offenses (Total)	0	0.0	0	0.0
Theft - Pocket-picking	0	0.0	0	0.0
Theft - Purse Snatching	0	0.0	0	0.0
Theft - Shoplifting	0	0.0	0	0.0
Theft From Building	0	0.0	0	0.0
Theft From Coin Machine	0	0.0	0	0.0
Theft From Motor Vehicle	0	0.0	0	0.0
Theft of Motor Vehicle Parts	0	0.0	0	0.0
Theft - All Other Larceny	0	0.0	0	0.0
Motor Vehicle Theft	0	0.0	0	0.0
Counterfeiting/Forgery	0	0.0	0	0.0
Fraud Offenses (Total)	0	0.0	0	0.0
Fraud - Computer Hacking/Invasion	0	0.0	0	0.0
Fraud - Credit Card/ATM	0	0.0	0	0.0
Fraud - False Pretenses	0	0.0	0	0.0
Fraud - Identity Theft	0	0.0	0	0.0
Fraud - Impersonation	0	0.0	0	0.0
Fraud - Welfare	0	0.0	0	0.0
Fraud - Wire	0	0.0	0	0.0
Embezzlement	0	0.0	0	0.0
Stolen Property Offenses	0	0.0	0	0.0
Destruction/Damage/Vandalism	0	0.0	0	0.0
Drug/Narcotic Violations (Total)	0	0.0	0	0.0
Drug/Narcotic Violations	0	0.0	0	0.0
Drug/Narcotic Equipment Violations	0	0.0	0	0.0

GROUP A OFFENSES	Offense	Rate per 1,000	Cleared	% Cleared
Sex Offenses (Nonforcible) (Total)	0	0.0	0	0.0
Incest	0	0.0	0	0.0
Statutory Rape	0	0.0	0	0.0
Pornography/Obscene Material	0	0.0	0	0.0
Gambling Offenses (Total)	0	0.0	0	0.0
Gambling - Betting/Wagering	0	0.0	0	0.0
Gambling - Operating/Promoting	0	0.0	0	0.0
Gambling - Equipment Violations	0	0.0	0	0.0
Gambling - Sports Tampering	0	0.0	0	0.0
Prostitution Offenses (Total)	0	0.0	0	0.0
Prostitution	0	0.0	0	0.0
Prostitution Assisting/Promoting	0	0.0	0	0.0
Purchasing Prostitution	0	0.0	0	0.0
Human Trafficking Offenses (Total)	0	0.0	0	0.0
Commercial Sex Acts	0	0.0	0	0.0
Involuntary Servitude	0	0.0	0	0.0
Bribery	0	0.0	0	0.0
Weapon Law Violations	0	0.0	0	0.0
Animal Cruelty	0	0.0	0	0.0

GROUP B OFFENSES	Offenses	Rate per 1,000
Bad Checks	0	0.0
Curfew/Vagrancy	0	0.0
Disorderly Conduct	0	0.0
DUI	0	0.0
Drunkenness	0	0.0
Family-Non Violent	0	0.0
Liquor Law Violations	0	0.0
Peeping Tom	0	0.0
Trespass	0	0.0
All Other Offenses	0	0.0

2018 Fall Term Campus Population	
Undergraduate Enrollment	42
Graduate Enrollment	0
Staff Personnel	3
Faculty Personnel	10
Security Personnel	1
Total Campus Population	56



Johnson University - 2018

GROUP A OFFENSES	Offense	Rate per 1,000	Cleared	% Cleared
Homicide Offenses (Total)	0	0.0	0	0.0
Murder	0	0.0	0	0.0
Negligent Manslaughter	0	0.0	0	0.0
Negligent Vehicular Manslaughter	0	0.0	0	0.0
Kidnapping/Abduction	0	0.0	0	0.0
Sex Offenses (Forcible) (Total)	0	0.0	0	0.0
Forcible Rape	0	0.0	0	0.0
Forcible Sodomy	0	0.0	0	0.0
Sexual Assault W/Object	0	0.0	0	0.0
Forcible Fondling	0	0.0	0	0.0
Robbery	0	0.0	0	0.0
Assault Offenses (Total)	0	0.0	0	0.0
Aggravated Assault	0	0.0	0	0.0
Simple Assault	0	0.0	0	0.0
Intimidation	0	0.0	0	0.0
Stalking	0	0.0	0	0.0
Arson	0	0.0	0	0.0
Extortion/Blackmail	0	0.0	0	0.0
Burglary	0	0.0	0	0.0
Larceny/Theft Offenses (Total)	5	5.5	1	20.0
Theft - Pocket-picking	0	0.0	0	0.0
Theft - Purse Snatching	0	0.0	0	0.0
Theft - Shoplifting	0	0.0	0	0.0
Theft From Building	4	4.4	1	25.0
Theft From Coin Machine	0	0.0	0	0.0
Theft From Motor Vehicle	0	0.0	0	0.0
Theft of Motor Vehicle Parts	0	0.0	0	0.0
Theft - All Other Larceny	1	1.1	0	0.0
Motor Vehicle Theft	0	0.0	0	0.0
Counterfeiting/Forgery	0	0.0	0	0.0
Fraud Offenses (Total)	0	0.0	0	0.0
Fraud - Computer Hacking/Invasion	0	0.0	0	0.0
Fraud - Credit Card/ATM	0	0.0	0	0.0
Fraud - False Pretenses	0	0.0	0	0.0
Fraud - Identity Theft	0	0.0	0	0.0
Fraud - Impersonation	0	0.0	0	0.0
Fraud - Welfare	0	0.0	0	0.0
Fraud - Wire	0	0.0	0	0.0
Embezzlement	0	0.0	0	0.0
Stolen Property Offenses	0	0.0	0	0.0
Destruction/Damage/Vandalism	0	0.0	0	0.0
Drug/Narcotic Violations (Total)	0	0.0	0	0.0
Drug/Narcotic Violations	0	0.0	0	0.0
Drug/Narcotic Equipment Violations	0	0.0	0	0.0

GROUP A OFFENSES	Offense	Rate per 1,000	Cleared	% Cleared
Sex Offenses (Nonforcible) (Total)	0	0.0	0	0.0
Incest	0	0.0	0	0.0
Statutory Rape	0	0.0	0	0.0
Pornography/Obscene Material	0	0.0	0	0.0
Gambling Offenses (Total)	0	0.0	0	0.0
Gambling - Betting/Wagering	0	0.0	0	0.0
Gambling - Operating/Promoting	0	0.0	0	0.0
Gambling - Equipment Violations	0	0.0	0	0.0
Gambling - Sports Tampering	0	0.0	0	0.0
Prostitution Offenses (Total)	0	0.0	0	0.0
Prostitution	0	0.0	0	0.0
Prostitution Assisting/Promoting	0	0.0	0	0.0
Purchasing Prostitution	0	0.0	0	0.0
Human Trafficking Offenses (Total)	0	0.0	0	0.0
Commercial Sex Acts	0	0.0	0	0.0
Involuntary Servitude	0	0.0	0	0.0
Bribery	0	0.0	0	0.0
Weapon Law Violations	0	0.0	0	0.0
Animal Cruelty	0	0.0	0	0.0

GROUP B OFFENSES	Offenses	Rate per 1,000
Bad Checks	0	0.0
Curfew/Vagrancy	0	0.0
Disorderly Conduct	0	0.0
DUI	0	0.0
Drunkenness	0	0.0
Family-Non Violent	0	0.0
Liquor Law Violations	0	0.0
Peeping Tom	0	0.0
Trespass	0	0.0
All Other Offenses	0	0.0

2018 Fall Term Campus Population	
Undergraduate Enrollment	609
Graduate Enrollment	87
Staff Personnel	122
Faculty Personnel	91
Security Personnel	5
Total Campus Population	914



King University - 2018

GROUP A OFFENSES	Offense	Rate per 1,000	Cleared	% Cleared
Homicide Offenses (Total)	0	0.0	0	0.0
Murder	0	0.0	0	0.0
Negligent Manslaughter	0	0.0	0	0.0
Negligent Vehicular Manslaughter	0	0.0	0	0.0
Kidnapping/Abduction	0	0.0	0	0.0
Sex Offenses (Forcible) (Total)	1	0.4	0	0.0
Forcible Rape	0	0.0	0	0.0
Forcible Sodomy	0	0.0	0	0.0
Sexual Assault W/Object	0	0.0	0	0.0
Forcible Fondling	1	0.4	0	0.0
Robbery	0	0.0	0	0.0
Assault Offenses (Total)	1	0.4	0	0.0
Aggravated Assault	0	0.0	0	0.0
Simple Assault	1	0.4	0	0.0
Intimidation	0	0.0	0	0.0
Stalking	0	0.0	0	0.0
Arson	0	0.0	0	0.0
Extortion/Blackmail	0	0.0	0	0.0
Burglary	5	2.2	0	0.0
Larceny/Theft Offenses (Total)	10	4.4	1	10.0
Theft - Pocket-picking	0	0.0	0	0.0
Theft - Purse Snatching	0	0.0	0	0.0
Theft - Shoplifting	0	0.0	0	0.0
Theft From Building	7	3.1	1	14.3
Theft From Coin Machine	0	0.0	0	0.0
Theft From Motor Vehicle	1	0.4	0	0.0
Theft of Motor Vehicle Parts	1	0.4	0	0.0
Theft - All Other Larceny	1	0.4	0	0.0
Motor Vehicle Theft	1	0.4	0	0.0
Counterfeiting/Forgery	0	0.0	0	0.0
Fraud Offenses (Total)	2	0.9	0	0.0
Fraud - Computer Hacking/Invasion	0	0.0	0	0.0
Fraud - Credit Card/ATM	0	0.0	0	0.0
Fraud - False Pretenses	2	0.9	0	0.0
Fraud - Identity Theft	0	0.0	0	0.0
Fraud - Impersonation	0	0.0	0	0.0
Fraud - Welfare	0	0.0	0	0.0
Fraud - Wire	0	0.0	0	0.0
Embezzlement	0	0.0	0	0.0
Stolen Property Offenses	0	0.0	0	0.0
Destruction/Damage/Vandalism	15	6.7	0	0.0
Drug/Narcotic Violations (Total)	2	0.9	0	0.0
Drug/Narcotic Violations	1	0.4	0	0.0
Drug/Narcotic Equipment Violations	1	0.4	0	0.0

GROUP A OFFENSES	Offense	Rate per 1,000	Cleared	% Cleared
Sex Offenses (Nonforcible) (Total)	0	0.0	0	0.0
Incest	0	0.0	0	0.0
Statutory Rape	0	0.0	0	0.0
Pornography/Obscene Material	0	0.0	0	0.0
Gambling Offenses (Total)	0	0.0	0	0.0
Gambling - Betting/Wagering	0	0.0	0	0.0
Gambling - Operating/Promoting	0	0.0	0	0.0
Gambling - Equipment Violations	0	0.0	0	0.0
Gambling - Sports Tampering	0	0.0	0	0.0
Prostitution Offenses (Total)	0	0.0	0	0.0
Prostitution	0	0.0	0	0.0
Prostitution Assisting/Promoting	0	0.0	0	0.0
Purchasing Prostitution	0	0.0	0	0.0
Human Trafficking Offenses (Total)	0	0.0	0	0.0
Commercial Sex Acts	0	0.0	0	0.0
Involuntary Servitude	0	0.0	0	0.0
Bribery	0	0.0	0	0.0
Weapon Law Violations	0	0.0	0	0.0
Animal Cruelty	0	0.0	0	0.0

GROUP B OFFENSES	Offenses	Rate per 1,000
Bad Checks	0	0.0
Curfew/Vagrancy	0	0.0
Disorderly Conduct	0	0.0
DUI	0	0.0
Drunkenness	1	0.4
Family-Non Violent	0	0.0
Liquor Law Violations	0	0.0
Peeping Tom	0	0.0
Trespass	0	0.0
All Other Offenses	0	0.0

2018 Fall Term Campus Population	
Undergraduate Enrollment	1,539
Graduate Enrollment	356
Staff Personnel	179
Faculty Personnel	167
Security Personnel	9
Total Campus Population	2,250



Lane College - 2018

GROUP A OFFENSES	Offense	Rate per 1,000	Cleared	% Cleared
Homicide Offenses (Total)	0	0.0	0	0.0
Murder	0	0.0	0	0.0
Negligent Manslaughter	0	0.0	0	0.0
Negligent Vehicular Manslaughter	0	0.0	0	0.0
Kidnapping/Abduction	0	0.0	0	0.0
Sex Offenses (Forcible) (Total)	0	0.0	0	0.0
Forcible Rape	0	0.0	0	0.0
Forcible Sodomy	0	0.0	0	0.0
Sexual Assault W/Object	0	0.0	0	0.0
Forcible Fondling	0	0.0	0	0.0
Robbery	1	0.7	1	100.0
Assault Offenses (Total)	70	45.7	41	58.6
Aggravated Assault	6	3.9	1	16.7
Simple Assault	31	20.2	25	80.6
Intimidation	32	20.9	15	46.9
Stalking	1	0.7	0	0.0
Arson	1	0.7	0	0.0
Extortion/Blackmail	0	0.0	0	0.0
Burglary	14	9.1	3	21.4
Larceny/Theft Offenses (Total)	27	17.6	0	0.0
Theft - Pocket-picking	0	0.0	0	0.0
Theft - Purse Snatching	0	0.0	0	0.0
Theft - Shoplifting	0	0.0	0	0.0
Theft From Building	17	11.1	0	0.0
Theft From Coin Machine	0	0.0	0	0.0
Theft From Motor Vehicle	7	4.6	0	0.0
Theft of Motor Vehicle Parts	0	0.0	0	0.0
Theft - All Other Larceny	3	2.0	0	0.0
Motor Vehicle Theft	0	0.0	0	0.0
Counterfeiting/Forgery	2	1.3	0	0.0
Fraud Offenses (Total)	0	0.0	0	0.0
Fraud - Computer Hacking/Invasion	0	0.0	0	0.0
Fraud - Credit Card/ATM	0	0.0	0	0.0
Fraud - False Pretenses	0	0.0	0	0.0
Fraud - Identity Theft	0	0.0	0	0.0
Fraud - Impersonation	0	0.0	0	0.0
Fraud - Welfare	0	0.0	0	0.0
Fraud - Wire	0	0.0	0	0.0
Embezzlement	0	0.0	0	0.0
Stolen Property Offenses	0	0.0	0	0.0
Destruction/Damage/Vandalism	14	9.1	1	7.1
Drug/Narcotic Violations (Total)	59	38.5	58	98.3
Drug/Narcotic Violations	55	35.9	54	98.2
Drug/Narcotic Equipment Violations	4	2.6	4	100.0

GROUP A OFFENSES	Offense	Rate per 1,000	Cleared	% Cleared
Sex Offenses (Nonforcible) (Total)	0	0.0	0	0.0
Incest	0	0.0	0	0.0
Statutory Rape	0	0.0	0	0.0
Pornography/Obscene Material	0	0.0	0	0.0
Gambling Offenses (Total)	0	0.0	0	0.0
Gambling - Betting/Wagering	0	0.0	0	0.0
Gambling - Operating/Promoting	0	0.0	0	0.0
Gambling - Equipment Violations	0	0.0	0	0.0
Gambling - Sports Tampering	0	0.0	0	0.0
Prostitution Offenses (Total)	0	0.0	0	0.0
Prostitution	0	0.0	0	0.0
Prostitution Assisting/Promoting	0	0.0	0	0.0
Purchasing Prostitution	0	0.0	0	0.0
Human Trafficking Offenses (Total)	0	0.0	0	0.0
Commercial Sex Acts	0	0.0	0	0.0
Involuntary Servitude	0	0.0	0	0.0
Bribery	0	0.0	0	0.0
Weapon Law Violations	4	2.6	3	75.0
Animal Cruelty	0	0.0	0	0.0

GROUP B OFFENSES	Offenses	Rate per 1,000
Bad Checks	0	0.0
Curfew/Vagrancy	0	0.0
Disorderly Conduct	4	2.6
DUI	0	0.0
Drunkenness	0	0.0
Family-Non Violent	0	0.0
Liquor Law Violations	0	0.0
Peeping Tom	0	0.0
Trespass	0	0.0
All Other Offenses	0	0.0

2018 Fall Term Campus Population	
Undergraduate Enrollment	1,217
Graduate Enrollment	0
Staff Personnel	217
Faculty Personnel	88
Security Personnel	10
Total Campus Population	1,532



GROUP A OFFENSES	Offense	Rate per 1,000	Cleared	% Cleared
Homicide Offenses (Total)	0	0.0	0	0.0
Murder	0	0.0	0	0.0
Negligent Manslaughter	0	0.0	0	0.0
Negligent Vehicular Manslaughter	0	0.0	0	0.0
Kidnapping/Abduction	0	0.0	0	0.0
Sex Offenses (Forcible) (Total)	0	0.0	0	0.0
Forcible Rape	0	0.0	0	0.0
Forcible Sodomy	0	0.0	0	0.0
Sexual Assault W/Object	0	0.0	0	0.0
Forcible Fondling	0	0.0	0	0.0
Robbery	0	0.0	0	0.0
Assault Offenses (Total)	5	1.0	0	0.0
Aggravated Assault	2	0.4	0	0.0
Simple Assault	0	0.0	0	0.0
Intimidation	3	0.6	0	0.0
Stalking	0	0.0	0	0.0
Arson	0	0.0	0	0.0
Extortion/Blackmail	0	0.0	0	0.0
Burglary	2	0.4	0	0.0
Larceny/Theft Offenses (Total)	28	5.5	2	7.1
Theft - Pocket-picking	0	0.0	0	0.0
Theft - Purse Snatching	0	0.0	0	0.0
Theft - Shoplifting	0	0.0	0	0.0
Theft From Building	8	1.6	0	0.0
Theft From Coin Machine	0	0.0	0	0.0
Theft From Motor Vehicle	8	1.6	2	25.0
Theft of Motor Vehicle Parts	0	0.0	0	0.0
Theft - All Other Larceny	12	2.3	0	0.0
Motor Vehicle Theft	2	0.4	0	0.0
Counterfeiting/Forgery	0	0.0	0	0.0
Fraud Offenses (Total)	0	0.0	0	0.0
Fraud - Computer Hacking/Invasion	0	0.0	0	0.0
Fraud - Credit Card/ATM	0	0.0	0	0.0
Fraud - False Pretenses	0	0.0	0	0.0
Fraud - Identity Theft	0	0.0	0	0.0
Fraud - Impersonation	0	0.0	0	0.0
Fraud - Welfare	0	0.0	0	0.0
Fraud - Wire	0	0.0	0	0.0
Embezzlement	0	0.0	0	0.0
Stolen Property Offenses	0	0.0	0	0.0
Destruction/Damage/Vandalism	14	2.7	0	0.0
Drug/Narcotic Violations (Total)	12	2.3	1	8.3
Drug/Narcotic Violations	7	1.4	0	0.0
Drug/Narcotic Equipment Violations	5	1.0	1	20.0

GROUP A OFFENSES	Offense	Rate per 1,000	Cleared	% Cleared
Sex Offenses (Nonforcible) (Total)	0	0.0	0	0.0
Incest	0	0.0	0	0.0
Statutory Rape	0	0.0	0	0.0
Pornography/Obscene Material	0	0.0	0	0.0
Gambling Offenses (Total)	0	0.0	0	0.0
Gambling - Betting/Wagering	0	0.0	0	0.0
Gambling - Operating/Promoting	0	0.0	0	0.0
Gambling - Equipment Violations	0	0.0	0	0.0
Gambling - Sports Tampering	0	0.0	0	0.0
Prostitution Offenses (Total)	0	0.0	0	0.0
Prostitution	0	0.0	0	0.0
Prostitution Assisting/Promoting	0	0.0	0	0.0
Purchasing Prostitution	0	0.0	0	0.0
Human Trafficking Offenses (Total)	0	0.0	0	0.0
Commercial Sex Acts	0	0.0	0	0.0
Involuntary Servitude	0	0.0	0	0.0
Bribery	0	0.0	0	0.0
Weapon Law Violations	0	0.0	0	0.0
Animal Cruelty	0	0.0	0	0.0

GROUP B OFFENSES	Offenses	Rate per 1,000
Bad Checks	0	0.0
Curfew/Vagrancy	0	0.0
Disorderly Conduct	0	0.0
DUI	0	0.0
Drunkenness	1	0.2
Family-Non Violent	0	0.0
Liquor Law Violations	6	1.2
Peeping Tom	0	0.0
Trespass	6	1.2
All Other Offenses	2	0.4

2018 Fall Term Campus Population	
Undergraduate Enrollment	3,985
Graduate Enrollment	290
Staff Personnel	420
Faculty Personnel	419
Security Personnel	12
Total Campus Population	5,126



LeMoyne-Owen College - 2018

GROUP A OFFENSES	Offense	Rate per 1,000	Cleared	% Cleared
Homicide Offenses (Total)	0	0.0	0	0.0
Murder	0	0.0	0	0.0
Negligent Manslaughter	0	0.0	0	0.0
Negligent Vehicular Manslaughter	0	0.0	0	0.0
Kidnapping/Abduction	1	1.1	0	0.0
Sex Offenses (Forcible) (Total)	2	2.2	0	0.0
Forcible Rape	0	0.0	0	0.0
Forcible Sodomy	0	0.0	0	0.0
Sexual Assault W/Object	0	0.0	0	0.0
Forcible Fondling	2	2.2	0	0.0
Robbery	0	0.0	0	0.0
Assault Offenses (Total)	3	3.3	1	33.3
Aggravated Assault	0	0.0	0	0.0
Simple Assault	1	1.1	0	0.0
Intimidation	1	1.1	0	0.0
Stalking	1	1.1	1	100.0
Arson	0	0.0	0	0.0
Extortion/Blackmail	0	0.0	0	0.0
Burglary	0	0.0	0	0.0
Larceny/Theft Offenses (Total)	2	2.2	0	0.0
Theft - Pocket-picking	0	0.0	0	0.0
Theft - Purse Snatching	0	0.0	0	0.0
Theft - Shoplifting	0	0.0	0	0.0
Theft From Building	1	1.1	0	0.0
Theft From Coin Machine	0	0.0	0	0.0
Theft From Motor Vehicle	1	1.1	0	0.0
Theft of Motor Vehicle Parts	0	0.0	0	0.0
Theft - All Other Larceny	0	0.0	0	0.0
Motor Vehicle Theft	0	0.0	0	0.0
Counterfeiting/Forgery	0	0.0	0	0.0
Fraud Offenses (Total)	0	0.0	0	0.0
Fraud - Computer Hacking/Invasion	0	0.0	0	0.0
Fraud - Credit Card/ATM	0	0.0	0	0.0
Fraud - False Pretenses	0	0.0	0	0.0
Fraud - Identity Theft	0	0.0	0	0.0
Fraud - Impersonation	0	0.0	0	0.0
Fraud - Welfare	0	0.0	0	0.0
Fraud - Wire	0	0.0	0	0.0
Embezzlement	0	0.0	0	0.0
Stolen Property Offenses	0	0.0	0	0.0
Destruction/Damage/Vandalism	0	0.0	0	0.0
Drug/Narcotic Violations (Total)	0	0.0	0	0.0
Drug/Narcotic Violations	0	0.0	0	0.0
Drug/Narcotic Equipment Violations	0	0.0	0	0.0

GROUP A OFFENSES	Offense	Rate per 1,000	Cleared	% Cleared
Sex Offenses (Nonforcible) (Total)	0	0.0	0	0.0
Incest	0	0.0	0	0.0
Statutory Rape	0	0.0	0	0.0
Pornography/Obscene Material	0	0.0	0	0.0
Gambling Offenses (Total)	0	0.0	0	0.0
Gambling - Betting/Wagering	0	0.0	0	0.0
Gambling - Operating/Promoting	0	0.0	0	0.0
Gambling - Equipment Violations	0	0.0	0	0.0
Gambling - Sports Tampering	0	0.0	0	0.0
Prostitution Offenses (Total)	0	0.0	0	0.0
Prostitution	0	0.0	0	0.0
Prostitution Assisting/Promoting	0	0.0	0	0.0
Purchasing Prostitution	0	0.0	0	0.0
Human Trafficking Offenses (Total)	0	0.0	0	0.0
Commercial Sex Acts	0	0.0	0	0.0
Involuntary Servitude	0	0.0	0	0.0
Bribery	0	0.0	0	0.0
Weapon Law Violations	0	0.0	0	0.0
Animal Cruelty	0	0.0	0	0.0

GROUP B OFFENSES	Offenses	Rate per 1,000
Bad Checks	0	0.0
Curfew/Vagrancy	0	0.0
Disorderly Conduct	0	0.0
DUI	0	0.0
Drunkenness	0	0.0
Family-Non Violent	0	0.0
Liquor Law Violations	0	0.0
Peeping Tom	0	0.0
Trespass	0	0.0
All Other Offenses	0	0.0

2018 Fall Term Campus Population	
Undergraduate Enrollment	764
Graduate Enrollment	0
Staff Personnel	75
Faculty Personnel	47
Security Personnel	12
Total Campus Population	898



Lincoln Memorial University - 2018

GROUP A OFFENSES	Offense	Rate per 1,000	Cleared	% Cleared
Homicide Offenses (Total)	0	0.0	0	0.0
Murder	0	0.0	0	0.0
Negligent Manslaughter	0	0.0	0	0.0
Negligent Vehicular Manslaughter	0	0.0	0	0.0
Kidnapping/Abduction	0	0.0	0	0.0
Sex Offenses (Forcible) (Total)	0	0.0	0	0.0
Forcible Rape	0	0.0	0	0.0
Forcible Sodomy	0	0.0	0	0.0
Sexual Assault W/Object	0	0.0	0	0.0
Forcible Fondling	0	0.0	0	0.0
Robbery	0	0.0	0	0.0
Assault Offenses (Total)	1	0.2	0	0.0
Aggravated Assault	0	0.0	0	0.0
Simple Assault	0	0.0	0	0.0
Intimidation	1	0.2	0	0.0
Stalking	0	0.0	0	0.0
Arson	0	0.0	0	0.0
Extortion/Blackmail	0	0.0	0	0.0
Burglary	0	0.0	0	0.0
Larceny/Theft Offenses (Total)	4	0.7	0	0.0
Theft - Pocket-picking	0	0.0	0	0.0
Theft - Purse Snatching	0	0.0	0	0.0
Theft - Shoplifting	0	0.0	0	0.0
Theft From Building	2	0.4	0	0.0
Theft From Coin Machine	0	0.0	0	0.0
Theft From Motor Vehicle	2	0.4	0	0.0
Theft of Motor Vehicle Parts	0	0.0	0	0.0
Theft - All Other Larceny	0	0.0	0	0.0
Motor Vehicle Theft	1	0.2	1	100.0
Counterfeiting/Forgery	0	0.0	0	0.0
Fraud Offenses (Total)	1	0.2	1	100.0
Fraud - Computer Hacking/Invasion	0	0.0	0	0.0
Fraud - Credit Card/ATM	0	0.0	0	0.0
Fraud - False Pretenses	0	0.0	0	0.0
Fraud - Identity Theft	0	0.0	0	0.0
Fraud - Impersonation	1	0.2	1	100.0
Fraud - Welfare	0	0.0	0	0.0
Fraud - Wire	0	0.0	0	0.0
Embezzlement	0	0.0	0	0.0
Stolen Property Offenses	0	0.0	0	0.0
Destruction/Damage/Vandalism	1	0.2	1	100.0
Drug/Narcotic Violations (Total)	11	2.0	8	72.7
Drug/Narcotic Violations	10	1.8	8	80.0
Drug/Narcotic Equipment Violations	1	0.2	0	0.0

GROUP A OFFENSES	Offense	Rate per 1,000	Cleared	% Cleared
Sex Offenses (Nonforcible) (Total)	0	0.0	0	0.0
Incest	0	0.0	0	0.0
Statutory Rape	0	0.0	0	0.0
Pornography/Obscene Material	0	0.0	0	0.0
Gambling Offenses (Total)	0	0.0	0	0.0
Gambling - Betting/Wagering	0	0.0	0	0.0
Gambling - Operating/Promoting	0	0.0	0	0.0
Gambling - Equipment Violations	0	0.0	0	0.0
Gambling - Sports Tampering	0	0.0	0	0.0
Prostitution Offenses (Total)	0	0.0	0	0.0
Prostitution	0	0.0	0	0.0
Prostitution Assisting/Promoting	0	0.0	0	0.0
Purchasing Prostitution	0	0.0	0	0.0
Human Trafficking Offenses (Total)	0	0.0	0	0.0
Commercial Sex Acts	0	0.0	0	0.0
Involuntary Servitude	0	0.0	0	0.0
Bribery	0	0.0	0	0.0
Weapon Law Violations	0	0.0	0	0.0
Animal Cruelty	0	0.0	0	0.0

GROUP B OFFENSES	Offenses	Rate per 1,000
Bad Checks	0	0.0
Curfew/Vagrancy	0	0.0
Disorderly Conduct	0	0.0
DUI	0	0.0
Drunkenness	1	0.2
Family-Non Violent	0	0.0
Liquor Law Violations	7	1.2
Peeping Tom	0	0.0
Trespass	0	0.0
All Other Offenses	0	0.0

2018 Fall Term Campus Population	
Undergraduate Enrollment	1,953
Graduate Enrollment	2,845
Staff Personnel	531
Faculty Personnel	275
Security Personnel	37
Total Campus Population	5,641



Lipscomb University - 2018

GROUP A OFFENSES	Offense	Rate per 1,000	Cleared	% Cleared
Homicide Offenses (Total)	0	0.0	0	0.0
Murder	0	0.0	0	0.0
Negligent Manslaughter	0	0.0	0	0.0
Negligent Vehicular Manslaughter	0	0.0	0	0.0
Kidnapping/Abduction	0	0.0	0	0.0
Sex Offenses (Forcible) (Total)	0	0.0	0	0.0
Forcible Rape	0	0.0	0	0.0
Forcible Sodomy	0	0.0	0	0.0
Sexual Assault W/Object	0	0.0	0	0.0
Forcible Fondling	0	0.0	0	0.0
Robbery	0	0.0	0	0.0
Assault Offenses (Total)	0	0.0	0	0.0
Aggravated Assault	0	0.0	0	0.0
Simple Assault	0	0.0	0	0.0
Intimidation	0	0.0	0	0.0
Stalking	0	0.0	0	0.0
Arson	0	0.0	0	0.0
Extortion/Blackmail	0	0.0	0	0.0
Burglary	1	0.2	0	0.0
Larceny/Theft Offenses (Total)	4	0.7	0	0.0
Theft - Pocket-picking	0	0.0	0	0.0
Theft - Purse Snatching	0	0.0	0	0.0
Theft - Shoplifting	0	0.0	0	0.0
Theft From Building	2	0.4	0	0.0
Theft From Coin Machine	0	0.0	0	0.0
Theft From Motor Vehicle	0	0.0	0	0.0
Theft of Motor Vehicle Parts	0	0.0	0	0.0
Theft - All Other Larceny	2	0.4	0	0.0
Motor Vehicle Theft	1	0.2	0	0.0
Counterfeiting/Forgery	0	0.0	0	0.0
Fraud Offenses (Total)	0	0.0	0	0.0
Fraud - Computer Hacking/Invasion	0	0.0	0	0.0
Fraud - Credit Card/ATM	0	0.0	0	0.0
Fraud - False Pretenses	0	0.0	0	0.0
Fraud - Identity Theft	0	0.0	0	0.0
Fraud - Impersonation	0	0.0	0	0.0
Fraud - Welfare	0	0.0	0	0.0
Fraud - Wire	0	0.0	0	0.0
Embezzlement	0	0.0	0	0.0
Stolen Property Offenses	0	0.0	0	0.0
Destruction/Damage/Vandalism	1	0.2	0	0.0
Drug/Narcotic Violations (Total)	0	0.0	0	0.0
Drug/Narcotic Violations	0	0.0	0	0.0
Drug/Narcotic Equipment Violations	0	0.0	0	0.0

GROUP A OFFENSES	Offense	Rate per 1,000	Cleared	% Cleared
Sex Offenses (Nonforcible) (Total)	0	0.0	0	0.0
Incest	0	0.0	0	0.0
Statutory Rape	0	0.0	0	0.0
Pornography/Obscene Material	0	0.0	0	0.0
Gambling Offenses (Total)	0	0.0	0	0.0
Gambling - Betting/Wagering	0	0.0	0	0.0
Gambling - Operating/Promoting	0	0.0	0	0.0
Gambling - Equipment Violations	0	0.0	0	0.0
Gambling - Sports Tampering	0	0.0	0	0.0
Prostitution Offenses (Total)	0	0.0	0	0.0
Prostitution	0	0.0	0	0.0
Prostitution Assisting/Promoting	0	0.0	0	0.0
Purchasing Prostitution	0	0.0	0	0.0
Human Trafficking Offenses (Total)	0	0.0	0	0.0
Commercial Sex Acts	0	0.0	0	0.0
Involuntary Servitude	0	0.0	0	0.0
Bribery	0	0.0	0	0.0
Weapon Law Violations	0	0.0	0	0.0
Animal Cruelty	0	0.0	0	0.0

GROUP B OFFENSES	Offenses	Rate per 1,000
Bad Checks	0	0.0
Curfew/Vagrancy	0	0.0
Disorderly Conduct	0	0.0
DUI	0	0.0
Drunkenness	0	0.0
Family-Non Violent	0	0.0
Liquor Law Violations	0	0.0
Peeping Tom	0	0.0
Trespass	0	0.0
All Other Offenses	0	0.0

2018 Fall Term Campus Population	
Undergraduate Enrollment	2,804
Graduate Enrollment	1,542
Staff Personnel	570
Faculty Personnel	600
Security Personnel	20
Total Campus Population	5,536



Martin Methodist College - 2018

GROUP A OFFENSES	Offense	Rate per 1,000	Cleared	% Cleared
Homicide Offenses (Total)	0	0.0	0	0.0
Murder	0	0.0	0	0.0
Negligent Manslaughter	0	0.0	0	0.0
Negligent Vehicular Manslaughter	0	0.0	0	0.0
Kidnapping/Abduction	0	0.0	0	0.0
Sex Offenses (Forcible) (Total)	0	0.0	0	0.0
Forcible Rape	0	0.0	0	0.0
Forcible Sodomy	0	0.0	0	0.0
Sexual Assault W/Object	0	0.0	0	0.0
Forcible Fondling	0	0.0	0	0.0
Robbery	0	0.0	0	0.0
Assault Offenses (Total)	2	2.0	2	100.0
Aggravated Assault	0	0.0	0	0.0
Simple Assault	2	2.0	2	100.0
Intimidation	0	0.0	0	0.0
Stalking	0	0.0	0	0.0
Arson	0	0.0	0	0.0
Extortion/Blackmail	0	0.0	0	0.0
Burglary	0	0.0	0	0.0
Larceny/Theft Offenses (Total)	7	7.0	1	14.3
Theft - Pocket-picking	0	0.0	0	0.0
Theft - Purse Snatching	0	0.0	0	0.0
Theft - Shoplifting	0	0.0	0	0.0
Theft From Building	2	2.0	0	0.0
Theft From Coin Machine	0	0.0	0	0.0
Theft From Motor Vehicle	3	3.0	1	33.3
Theft of Motor Vehicle Parts	1	1.0	0	0.0
Theft - All Other Larceny	1	1.0	0	0.0
Motor Vehicle Theft	1	1.0	0	0.0
Counterfeiting/Forgery	0	0.0	0	0.0
Fraud Offenses (Total)	0	0.0	0	0.0
Fraud - Computer Hacking/Invasion	0	0.0	0	0.0
Fraud - Credit Card/ATM	0	0.0	0	0.0
Fraud - False Pretenses	0	0.0	0	0.0
Fraud - Identity Theft	0	0.0	0	0.0
Fraud - Impersonation	0	0.0	0	0.0
Fraud - Welfare	0	0.0	0	0.0
Fraud - Wire	0	0.0	0	0.0
Embezzlement	0	0.0	0	0.0
Stolen Property Offenses	0	0.0	0	0.0
Destruction/Damage/Vandalism	0	0.0	0	0.0
Drug/Narcotic Violations (Total)	3	3.0	3	100.0
Drug/Narcotic Violations	2	2.0	2	100.0
Drug/Narcotic Equipment Violations	1	1.0	1	100.0

GROUP A OFFENSES	Offense	Rate per 1,000	Cleared	% Cleared
Sex Offenses (Nonforcible) (Total)	0	0.0	0	0.0
Incest	0	0.0	0	0.0
Statutory Rape	0	0.0	0	0.0
Pornography/Obscene Material	0	0.0	0	0.0
Gambling Offenses (Total)	0	0.0	0	0.0
Gambling - Betting/Wagering	0	0.0	0	0.0
Gambling - Operating/Promoting	0	0.0	0	0.0
Gambling - Equipment Violations	0	0.0	0	0.0
Gambling - Sports Tampering	0	0.0	0	0.0
Prostitution Offenses (Total)	0	0.0	0	0.0
Prostitution	0	0.0	0	0.0
Prostitution Assisting/Promoting	0	0.0	0	0.0
Purchasing Prostitution	0	0.0	0	0.0
Human Trafficking Offenses (Total)	0	0.0	0	0.0
Commercial Sex Acts	0	0.0	0	0.0
Involuntary Servitude	0	0.0	0	0.0
Bribery	0	0.0	0	0.0
Weapon Law Violations	0	0.0	0	0.0
Animal Cruelty	0	0.0	0	0.0

GROUP B OFFENSES	Offenses	Rate per 1,000
Bad Checks	0	0.0
Curfew/Vagrancy	0	0.0
Disorderly Conduct	0	0.0
DUI	0	0.0
Drunkenness	0	0.0
Family-Non Violent	0	0.0
Liquor Law Violations	3	3.0
Peeping Tom	0	0.0
Trespass	1	1.0
All Other Offenses	0	0.0

2018 Fall Term Campus Population	
Undergraduate Enrollment	759
Graduate Enrollment	10
Staff Personnel	80
Faculty Personnel	150
Security Personnel	8
Total Campus Population	1,007



Maryville College - 2018

GROUP A OFFENSES	Offense	Rate per 1,000	Cleared	% Cleared
Homicide Offenses (Total)	0	0.0	0	0.0
Murder	0	0.0	0	0.0
Negligent Manslaughter	0	0.0	0	0.0
Negligent Vehicular Manslaughter	0	0.0	0	0.0
Kidnapping/Abduction	0	0.0	0	0.0
Sex Offenses (Forcible) (Total)	0	0.0	0	0.0
Forcible Rape	0	0.0	0	0.0
Forcible Sodomy	0	0.0	0	0.0
Sexual Assault W/Object	0	0.0	0	0.0
Forcible Fondling	0	0.0	0	0.0
Robbery	0	0.0	0	0.0
Assault Offenses (Total)	2	1.3	2	100.0
Aggravated Assault	0	0.0	0	0.0
Simple Assault	2	1.3	2	100.0
Intimidation	0	0.0	0	0.0
Stalking	0	0.0	0	0.0
Arson	0	0.0	0	0.0
Extortion/Blackmail	0	0.0	0	0.0
Burglary	0	0.0	0	0.0
Larceny/Theft Offenses (Total)	9	6.0	0	0.0
Theft - Pocket-picking	0	0.0	0	0.0
Theft - Purse Snatching	0	0.0	0	0.0
Theft - Shoplifting	0	0.0	0	0.0
Theft From Building	6	4.0	0	0.0
Theft From Coin Machine	0	0.0	0	0.0
Theft From Motor Vehicle	1	0.7	0	0.0
Theft of Motor Vehicle Parts	1	0.7	0	0.0
Theft - All Other Larceny	1	0.7	0	0.0
Motor Vehicle Theft	1	0.7	0	0.0
Counterfeiting/Forgery	0	0.0	0	0.0
Fraud Offenses (Total)	0	0.0	0	0.0
Fraud - Computer Hacking/Invasion	0	0.0	0	0.0
Fraud - Credit Card/ATM	0	0.0	0	0.0
Fraud - False Pretenses	0	0.0	0	0.0
Fraud - Identity Theft	0	0.0	0	0.0
Fraud - Impersonation	0	0.0	0	0.0
Fraud - Welfare	0	0.0	0	0.0
Fraud - Wire	0	0.0	0	0.0
Embezzlement	0	0.0	0	0.0
Stolen Property Offenses	0	0.0	0	0.0
Destruction/Damage/Vandalism	0	0.0	0	0.0
Drug/Narcotic Violations (Total)	0	0.0	0	0.0
Drug/Narcotic Violations	0	0.0	0	0.0
Drug/Narcotic Equipment Violations	0	0.0	0	0.0

GROUP A OFFENSES	Offense	Rate per 1,000	Cleared	% Cleared
Sex Offenses (Nonforcible) (Total)	0	0.0	0	0.0
Incest	0	0.0	0	0.0
Statutory Rape	0	0.0	0	0.0
Pornography/Obscene Material	0	0.0	0	0.0
Gambling Offenses (Total)	0	0.0	0	0.0
Gambling - Betting/Wagering	0	0.0	0	0.0
Gambling - Operating/Promoting	0	0.0	0	0.0
Gambling - Equipment Violations	0	0.0	0	0.0
Gambling - Sports Tampering	0	0.0	0	0.0
Prostitution Offenses (Total)	0	0.0	0	0.0
Prostitution	0	0.0	0	0.0
Prostitution Assisting/Promoting	0	0.0	0	0.0
Purchasing Prostitution	0	0.0	0	0.0
Human Trafficking Offenses (Total)	0	0.0	0	0.0
Commercial Sex Acts	0	0.0	0	0.0
Involuntary Servitude	0	0.0	0	0.0
Bribery	0	0.0	0	0.0
Weapon Law Violations	0	0.0	0	0.0
Animal Cruelty	0	0.0	0	0.0

GROUP B OFFENSES	Offenses	Rate per 1,000
Bad Checks	0	0.0
Curfew/Vagrancy	0	0.0
Disorderly Conduct	0	0.0
DUI	0	0.0
Drunkenness	0	0.0
Family-Non Violent	0	0.0
Liquor Law Violations	5	3.3
Peeping Tom	0	0.0
Trespass	0	0.0
All Other Offenses	0	0.0

2018 Fall Term Campus Population	
Undergraduate Enrollment	1,116
Graduate Enrollment	0
Staff Personnel	234
Faculty Personnel	150
Security Personnel	6
Total Campus Population	1,506



Meharry Medical College - 2018

GROUP A OFFENSES	Offense	Rate per 1,000	Cleared	% Cleared
Homicide Offenses (Total)	0	0.0	0	0.0
Murder	0	0.0	0	0.0
Negligent Manslaughter	0	0.0	0	0.0
Negligent Vehicular Manslaughter	0	0.0	0	0.0
Kidnapping/Abduction	0	0.0	0	0.0
Sex Offenses (Forcible) (Total)	0	0.0	0	0.0
Forcible Rape	0	0.0	0	0.0
Forcible Sodomy	0	0.0	0	0.0
Sexual Assault W/Object	0	0.0	0	0.0
Forcible Fondling	0	0.0	0	0.0
Robbery	0	0.0	0	0.0
Assault Offenses (Total)	0	0.0	0	0.0
Aggravated Assault	0	0.0	0	0.0
Simple Assault	0	0.0	0	0.0
Intimidation	0	0.0	0	0.0
Stalking	0	0.0	0	0.0
Arson	0	0.0	0	0.0
Extortion/Blackmail	0	0.0	0	0.0
Burglary	0	0.0	0	0.0
Larceny/Theft Offenses (Total)	2	1.2	0	0.0
Theft - Pocket-picking	0	0.0	0	0.0
Theft - Purse Snatching	0	0.0	0	0.0
Theft - Shoplifting	0	0.0	0	0.0
Theft From Building	1	0.6	0	0.0
Theft From Coin Machine	0	0.0	0	0.0
Theft From Motor Vehicle	1	0.6	0	0.0
Theft of Motor Vehicle Parts	0	0.0	0	0.0
Theft - All Other Larceny	0	0.0	0	0.0
Motor Vehicle Theft	0	0.0	0	0.0
Counterfeiting/Forgery	0	0.0	0	0.0
Fraud Offenses (Total)	0	0.0	0	0.0
Fraud - Computer Hacking/Invasion	0	0.0	0	0.0
Fraud - Credit Card/ATM	0	0.0	0	0.0
Fraud - False Pretenses	0	0.0	0	0.0
Fraud - Identity Theft	0	0.0	0	0.0
Fraud - Impersonation	0	0.0	0	0.0
Fraud - Welfare	0	0.0	0	0.0
Fraud - Wire	0	0.0	0	0.0
Embezzlement	0	0.0	0	0.0
Stolen Property Offenses	0	0.0	0	0.0
Destruction/Damage/Vandalism	0	0.0	0	0.0
Drug/Narcotic Violations (Total)	0	0.0	0	0.0
Drug/Narcotic Violations	0	0.0	0	0.0
Drug/Narcotic Equipment Violations	0	0.0	0	0.0

GROUP A OFFENSES	Offense	Rate per 1,000	Cleared	% Cleared
Sex Offenses (Nonforcible) (Total)	0	0.0	0	0.0
Incest	0	0.0	0	0.0
Statutory Rape	0	0.0	0	0.0
Pornography/Obscene Material	0	0.0	0	0.0
Gambling Offenses (Total)	0	0.0	0	0.0
Gambling - Betting/Wagering	0	0.0	0	0.0
Gambling - Operating/Promoting	0	0.0	0	0.0
Gambling - Equipment Violations	0	0.0	0	0.0
Gambling - Sports Tampering	0	0.0	0	0.0
Prostitution Offenses (Total)	0	0.0	0	0.0
Prostitution	0	0.0	0	0.0
Prostitution Assisting/Promoting	0	0.0	0	0.0
Purchasing Prostitution	0	0.0	0	0.0
Human Trafficking Offenses (Total)	0	0.0	0	0.0
Commercial Sex Acts	0	0.0	0	0.0
Involuntary Servitude	0	0.0	0	0.0
Bribery	0	0.0	0	0.0
Weapon Law Violations	0	0.0	0	0.0
Animal Cruelty	0	0.0	0	0.0

GROUP B OFFENSES	Offenses	Rate per 1,000
Bad Checks	0	0.0
Curfew/Vagrancy	0	0.0
Disorderly Conduct	0	0.0
DUI	0	0.0
Drunkenness	0	0.0
Family-Non Violent	0	0.0
Liquor Law Violations	0	0.0
Peeping Tom	0	0.0
Trespass	0	0.0
All Other Offenses	0	0.0

2018 Fall Term Campus Population	
Undergraduate Enrollment	0
Graduate Enrollment	826
Staff Personnel	560
Faculty Personnel	193
Security Personnel	27
Total Campus Population	1,606



Memphis College of Art - 2018

GROUP A OFFENSES	Offense	Rate per 1,000	Cleared	% Cleared
Homicide Offenses (Total)	0	0.0	0	0.0
Murder	0	0.0	0	0.0
Negligent Manslaughter	0	0.0	0	0.0
Negligent Vehicular Manslaughter	0	0.0	0	0.0
Kidnapping/Abduction	0	0.0	0	0.0
Sex Offenses (Forcible) (Total)	0	0.0	0	0.0
Forcible Rape	0	0.0	0	0.0
Forcible Sodomy	0	0.0	0	0.0
Sexual Assault W/Object	0	0.0	0	0.0
Forcible Fondling	0	0.0	0	0.0
Robbery	0	0.0	0	0.0
Assault Offenses (Total)	0	0.0	0	0.0
Aggravated Assault	0	0.0	0	0.0
Simple Assault	0	0.0	0	0.0
Intimidation	0	0.0	0	0.0
Stalking	0	0.0	0	0.0
Arson	0	0.0	0	0.0
Extortion/Blackmail	0	0.0	0	0.0
Burglary	0	0.0	0	0.0
Larceny/Theft Offenses (Total)	0	0.0	0	0.0
Theft - Pocket-picking	0	0.0	0	0.0
Theft - Purse Snatching	0	0.0	0	0.0
Theft - Shoplifting	0	0.0	0	0.0
Theft From Building	0	0.0	0	0.0
Theft From Coin Machine	0	0.0	0	0.0
Theft From Motor Vehicle	0	0.0	0	0.0
Theft of Motor Vehicle Parts	0	0.0	0	0.0
Theft - All Other Larceny	0	0.0	0	0.0
Motor Vehicle Theft	0	0.0	0	0.0
Counterfeiting/Forgery	0	0.0	0	0.0
Fraud Offenses (Total)	0	0.0	0	0.0
Fraud - Computer Hacking/Invasion	0	0.0	0	0.0
Fraud - Credit Card/ATM	0	0.0	0	0.0
Fraud - False Pretenses	0	0.0	0	0.0
Fraud - Identity Theft	0	0.0	0	0.0
Fraud - Impersonation	0	0.0	0	0.0
Fraud - Welfare	0	0.0	0	0.0
Fraud - Wire	0	0.0	0	0.0
Embezzlement	0	0.0	0	0.0
Stolen Property Offenses	0	0.0	0	0.0
Destruction/Damage/Vandalism	0	0.0	0	0.0
Drug/Narcotic Violations (Total)	0	0.0	0	0.0
Drug/Narcotic Violations	0	0.0	0	0.0
Drug/Narcotic Equipment Violations	0	0.0	0	0.0

GROUP A OFFENSES	Offense	Rate per 1,000	Cleared	% Cleared
Sex Offenses (Nonforcible) (Total)	0	0.0	0	0.0
Incest	0	0.0	0	0.0
Statutory Rape	0	0.0	0	0.0
Pornography/Obscene Material	0	0.0	0	0.0
Gambling Offenses (Total)	0	0.0	0	0.0
Gambling - Betting/Wagering	0	0.0	0	0.0
Gambling - Operating/Promoting	0	0.0	0	0.0
Gambling - Equipment Violations	0	0.0	0	0.0
Gambling - Sports Tampering	0	0.0	0	0.0
Prostitution Offenses (Total)	0	0.0	0	0.0
Prostitution	0	0.0	0	0.0
Prostitution Assisting/Promoting	0	0.0	0	0.0
Purchasing Prostitution	0	0.0	0	0.0
Human Trafficking Offenses (Total)	0	0.0	0	0.0
Commercial Sex Acts	0	0.0	0	0.0
Involuntary Servitude	0	0.0	0	0.0
Bribery	0	0.0	0	0.0
Weapon Law Violations	0	0.0	0	0.0
Animal Cruelty	0	0.0	0	0.0

GROUP B OFFENSES	Offenses	Rate per 1,000
Bad Checks	0	0.0
Curfew/Vagrancy	0	0.0
Disorderly Conduct	0	0.0
DUI	0	0.0
Drunkenness	0	0.0
Family-Non Violent	0	0.0
Liquor Law Violations	0	0.0
Peeping Tom	0	0.0
Trespass	0	0.0
All Other Offenses	0	0.0

2018 Fall Term Campus Population	
Undergraduate Enrollment	109
Graduate Enrollment	5
Staff Personnel	17
Faculty Personnel	15
Security Personnel	12
Total Campus Population	158



Middle Tennessee State University - 2018

GROUP A OFFENSES	Offense	Rate per 1,000	Cleared	% Cleared
Homicide Offenses (Total)	0	0.0	0	0.0
Murder	0	0.0	0	0.0
Negligent Manslaughter	0	0.0	0	0.0
Negligent Vehicular Manslaughter	0	0.0	0	0.0
Kidnapping/Abduction	1	0.1	0	0.0
Sex Offenses (Forcible) (Total)	8	0.4	1	12.5
Forcible Rape	4	0.2	1	25.0
Forcible Sodomy	0	0.0	0	0.0
Sexual Assault W/Object	0	0.0	0	0.0
Forcible Fondling	4	0.2	0	0.0
Robbery	0	0.0	0	0.0
Assault Offenses (Total)	36	1.9	8	22.2
Aggravated Assault	1	0.1	0	0.0
Simple Assault	20	1.1	7	35.0
Intimidation	12	0.6	0	0.0
Stalking	3	0.2	1	33.3
Arson	0	0.0	0	0.0
Extortion/Blackmail	1	0.1	0	0.0
Burglary	5	0.3	1	20.0
Larceny/Theft Offenses (Total)	107	5.8	17	15.9
Theft - Pocket-picking	0	0.0	0	0.0
Theft - Purse Snatching	0	0.0	0	0.0
Theft - Shoplifting	3	0.2	0	0.0
Theft From Building	59	3.2	9	15.3
Theft From Coin Machine	0	0.0	0	0.0
Theft From Motor Vehicle	11	0.6	2	18.2
Theft of Motor Vehicle Parts	5	0.3	3	60.0
Theft - All Other Larceny	29	1.6	3	10.3
Motor Vehicle Theft	5	0.3	2	40.0
Counterfeiting/Forgery	2	0.1	1	50.0
Fraud Offenses (Total)	13	0.7	1	7.7
Fraud - Computer Hacking/Invasion	0	0.0	0	0.0
Fraud - Credit Card/ATM	5	0.3	1	20.0
Fraud - False Pretenses	3	0.2	0	0.0
Fraud - Identity Theft	0	0.0	0	0.0
Fraud - Impersonation	1	0.1	0	0.0
Fraud - Welfare	0	0.0	0	0.0
Fraud - Wire	4	0.2	0	0.0
Embezzlement	0	0.0	0	0.0
Stolen Property Offenses	0	0.0	0	0.0
Destruction/Damage/Vandalism	36	1.9	2	5.6
Drug/Narcotic Violations (Total)	73	3.9	68	93.2
Drug/Narcotic Violations	44	2.4	42	95.5
Drug/Narcotic Equipment Violations	29	1.6	26	89.7

GROUP A OFFENSES	Offense	Rate per 1,000	Cleared	% Cleared
Sex Offenses (Nonforcible) (Total)	0	0.0	0	0.0
Incest	0	0.0	0	0.0
Statutory Rape	0	0.0	0	0.0
Pornography/Obscene Material	0	0.0	0	0.0
Gambling Offenses (Total)	0	0.0	0	0.0
Gambling - Betting/Wagering	0	0.0	0	0.0
Gambling - Operating/Promoting	0	0.0	0	0.0
Gambling - Equipment Violations	0	0.0	0	0.0
Gambling - Sports Tampering	0	0.0	0	0.0
Prostitution Offenses (Total)	0	0.0	0	0.0
Prostitution	0	0.0	0	0.0
Prostitution Assisting/Promoting	0	0.0	0	0.0
Purchasing Prostitution	0	0.0	0	0.0
Human Trafficking Offenses (Total)	0	0.0	0	0.0
Commercial Sex Acts	0	0.0	0	0.0
Involuntary Servitude	0	0.0	0	0.0
Bribery	0	0.0	0	0.0
Weapon Law Violations	2	0.1	0	0.0
Animal Cruelty	0	0.0	0	0.0

GROUP B OFFENSES	Offenses	Rate per 1,000
Bad Checks	0	0.0
Curfew/Vagrancy	0	0.0
Disorderly Conduct	1	0.1
DUI	10	0.5
Drunkenness	0	0.0
Family-Non Violent	0	0.0
Liquor Law Violations	8	0.4
Peeping Tom	0	0.0
Trespass	8	0.4
All Other Offenses	5	0.3

2018 Fall Term Campus Population	
Undergraduate Enrollment	15,511
Graduate Enrollment	720
Staff Personnel	1,266
Faculty Personnel	996
Security Personnel	45
Total Campus Population	18,538



Milligan College - 2018

GROUP A OFFENSES	Offense	Rate per 1,000	Cleared	% Cleared
Homicide Offenses (Total)	0	0.0	0	0.0
Murder	0	0.0	0	0.0
Negligent Manslaughter	0	0.0	0	0.0
Negligent Vehicular Manslaughter	0	0.0	0	0.0
Kidnapping/Abduction	0	0.0	0	0.0
Sex Offenses (Forcible) (Total)	0	0.0	0	0.0
Forcible Rape	0	0.0	0	0.0
Forcible Sodomy	0	0.0	0	0.0
Sexual Assault W/Object	0	0.0	0	0.0
Forcible Fondling	0	0.0	0	0.0
Robbery	0	0.0	0	0.0
Assault Offenses (Total)	0	0.0	0	0.0
Aggravated Assault	0	0.0	0	0.0
Simple Assault	0	0.0	0	0.0
Intimidation	0	0.0	0	0.0
Stalking	0	0.0	0	0.0
Arson	0	0.0	0	0.0
Extortion/Blackmail	0	0.0	0	0.0
Burglary	1	0.7	0	0.0
Larceny/Theft Offenses (Total)	5	3.4	0	0.0
Theft - Pocket-picking	0	0.0	0	0.0
Theft - Purse Snatching	0	0.0	0	0.0
Theft - Shoplifting	0	0.0	0	0.0
Theft From Building	3	2.0	0	0.0
Theft From Coin Machine	0	0.0	0	0.0
Theft From Motor Vehicle	2	1.3	0	0.0
Theft of Motor Vehicle Parts	0	0.0	0	0.0
Theft - All Other Larceny	0	0.0	0	0.0
Motor Vehicle Theft	1	0.7	0	0.0
Counterfeiting/Forgery	0	0.0	0	0.0
Fraud Offenses (Total)	0	0.0	0	0.0
Fraud - Computer Hacking/Invasion	0	0.0	0	0.0
Fraud - Credit Card/ATM	0	0.0	0	0.0
Fraud - False Pretenses	0	0.0	0	0.0
Fraud - Identity Theft	0	0.0	0	0.0
Fraud - Impersonation	0	0.0	0	0.0
Fraud - Welfare	0	0.0	0	0.0
Fraud - Wire	0	0.0	0	0.0
Embezzlement	0	0.0	0	0.0
Stolen Property Offenses	0	0.0	0	0.0
Destruction/Damage/Vandalism	2	1.3	0	0.0
Drug/Narcotic Violations (Total)	0	0.0	0	0.0
Drug/Narcotic Violations	0	0.0	0	0.0
Drug/Narcotic Equipment Violations	0	0.0	0	0.0

GROUP A OFFENSES	Offense	Rate per 1,000	Cleared	% Cleared
Sex Offenses (Nonforcible) (Total)	0	0.0	0	0.0
Incest	0	0.0	0	0.0
Statutory Rape	0	0.0	0	0.0
Pornography/Obscene Material	0	0.0	0	0.0
Gambling Offenses (Total)	0	0.0	0	0.0
Gambling - Betting/Wagering	0	0.0	0	0.0
Gambling - Operating/Promoting	0	0.0	0	0.0
Gambling - Equipment Violations	0	0.0	0	0.0
Gambling - Sports Tampering	0	0.0	0	0.0
Prostitution Offenses (Total)	0	0.0	0	0.0
Prostitution	0	0.0	0	0.0
Prostitution Assisting/Promoting	0	0.0	0	0.0
Purchasing Prostitution	0	0.0	0	0.0
Human Trafficking Offenses (Total)	0	0.0	0	0.0
Commercial Sex Acts	0	0.0	0	0.0
Involuntary Servitude	0	0.0	0	0.0
Bribery	0	0.0	0	0.0
Weapon Law Violations	0	0.0	0	0.0
Animal Cruelty	0	0.0	0	0.0

GROUP B OFFENSES	Offenses	Rate per 1,000
Bad Checks	0	0.0
Curfew/Vagrancy	0	0.0
Disorderly Conduct	0	0.0
DUI	0	0.0
Drunkenness	0	0.0
Family-Non Violent	0	0.0
Liquor Law Violations	3	2.0
Peeping Tom	0	0.0
Trespass	0	0.0
All Other Offenses	0	0.0

2018 Fall Term Campus Population	
Undergraduate Enrollment	806
Graduate Enrollment	370
Staff Personnel	150
Faculty Personnel	152
Security Personnel	7
Total Campus Population	1,485



Motlow State Community College - 2018

GROUP A OFFENSES	Offense	Rate per 1,000	Cleared	% Cleared
Homicide Offenses (Total)	0	0.0	0	0.0
Murder	0	0.0	0	0.0
Negligent Manslaughter	0	0.0	0	0.0
Negligent Vehicular Manslaughter	0	0.0	0	0.0
Kidnapping/Abduction	0	0.0	0	0.0
Sex Offenses (Forcible) (Total)	0	0.0	0	0.0
Forcible Rape	0	0.0	0	0.0
Forcible Sodomy	0	0.0	0	0.0
Sexual Assault W/Object	0	0.0	0	0.0
Forcible Fondling	0	0.0	0	0.0
Robbery	0	0.0	0	0.0
Assault Offenses (Total)	0	0.0	0	0.0
Aggravated Assault	0	0.0	0	0.0
Simple Assault	0	0.0	0	0.0
Intimidation	0	0.0	0	0.0
Stalking	0	0.0	0	0.0
Arson	0	0.0	0	0.0
Extortion/Blackmail	0	0.0	0	0.0
Burglary	0	0.0	0	0.0
Larceny/Theft Offenses (Total)	2	0.4	1	50.0
Theft - Pocket-picking	0	0.0	0	0.0
Theft - Purse Snatching	0	0.0	0	0.0
Theft - Shoplifting	0	0.0	0	0.0
Theft From Building	0	0.0	0	0.0
Theft From Coin Machine	0	0.0	0	0.0
Theft From Motor Vehicle	0	0.0	0	0.0
Theft of Motor Vehicle Parts	0	0.0	0	0.0
Theft - All Other Larceny	2	0.4	1	50.0
Motor Vehicle Theft	0	0.0	0	0.0
Counterfeiting/Forgery	0	0.0	0	0.0
Fraud Offenses (Total)	0	0.0	0	0.0
Fraud - Computer Hacking/Invasion	0	0.0	0	0.0
Fraud - Credit Card/ATM	0	0.0	0	0.0
Fraud - False Pretenses	0	0.0	0	0.0
Fraud - Identity Theft	0	0.0	0	0.0
Fraud - Impersonation	0	0.0	0	0.0
Fraud - Welfare	0	0.0	0	0.0
Fraud - Wire	0	0.0	0	0.0
Embezzlement	0	0.0	0	0.0
Stolen Property Offenses	0	0.0	0	0.0
Destruction/Damage/Vandalism	0	0.0	0	0.0
Drug/Narcotic Violations (Total)	0	0.0	0	0.0
Drug/Narcotic Violations	0	0.0	0	0.0
Drug/Narcotic Equipment Violations	0	0.0	0	0.0

GROUP A OFFENSES	Offense	Rate per 1,000	Cleared	% Cleared
Sex Offenses (Nonforcible) (Total)	0	0.0	0	0.0
Incest	0	0.0	0	0.0
Statutory Rape	0	0.0	0	0.0
Pornography/Obscene Material	0	0.0	0	0.0
Gambling Offenses (Total)	0	0.0	0	0.0
Gambling - Betting/Wagering	0	0.0	0	0.0
Gambling - Operating/Promoting	0	0.0	0	0.0
Gambling - Equipment Violations	0	0.0	0	0.0
Gambling - Sports Tampering	0	0.0	0	0.0
Prostitution Offenses (Total)	0	0.0	0	0.0
Prostitution	0	0.0	0	0.0
Prostitution Assisting/Promoting	0	0.0	0	0.0
Purchasing Prostitution	0	0.0	0	0.0
Human Trafficking Offenses (Total)	0	0.0	0	0.0
Commercial Sex Acts	0	0.0	0	0.0
Involuntary Servitude	0	0.0	0	0.0
Bribery	0	0.0	0	0.0
Weapon Law Violations	0	0.0	0	0.0
Animal Cruelty	0	0.0	0	0.0

GROUP B OFFENSES	Offenses	Rate per 1,000
Bad Checks	0	0.0
Curfew/Vagrancy	0	0.0
Disorderly Conduct	0	0.0
DUI	0	0.0
Drunkenness	0	0.0
Family-Non Violent	0	0.0
Liquor Law Violations	0	0.0
Peeping Tom	0	0.0
Trespass	0	0.0
All Other Offenses	0	0.0

2018 Fall Term Campus Population	
Undergraduate Enrollment	4,618
Graduate Enrollment	0
Staff Personnel	233
Faculty Personnel	373
Security Personnel	8
Total Campus Population	5,232



Nashville State Community College - 2018

GROUP A OFFENSES	Offense	Rate per 1,000	Cleared	% Cleared
Homicide Offenses (Total)	0	0.0	0	0.0
Murder	0	0.0	0	0.0
Negligent Manslaughter	0	0.0	0	0.0
Negligent Vehicular Manslaughter	0	0.0	0	0.0
Kidnapping/Abduction	0	0.0	0	0.0
Sex Offenses (Forcible) (Total)	0	0.0	0	0.0
Forcible Rape	0	0.0	0	0.0
Forcible Sodomy	0	0.0	0	0.0
Sexual Assault W/Object	0	0.0	0	0.0
Forcible Fondling	0	0.0	0	0.0
Robbery	0	0.0	0	0.0
Assault Offenses (Total)	2	0.3	2	100.0
Aggravated Assault	0	0.0	0	0.0
Simple Assault	2	0.3	2	100.0
Intimidation	0	0.0	0	0.0
Stalking	0	0.0	0	0.0
Arson	0	0.0	0	0.0
Extortion/Blackmail	0	0.0	0	0.0
Burglary	0	0.0	0	0.0
Larceny/Theft Offenses (Total)	3	0.4	0	0.0
Theft - Pocket-picking	0	0.0	0	0.0
Theft - Purse Snatching	0	0.0	0	0.0
Theft - Shoplifting	0	0.0	0	0.0
Theft From Building	3	0.4	0	0.0
Theft From Coin Machine	0	0.0	0	0.0
Theft From Motor Vehicle	0	0.0	0	0.0
Theft of Motor Vehicle Parts	0	0.0	0	0.0
Theft - All Other Larceny	0	0.0	0	0.0
Motor Vehicle Theft	0	0.0	0	0.0
Counterfeiting/Forgery	0	0.0	0	0.0
Fraud Offenses (Total)	0	0.0	0	0.0
Fraud - Computer Hacking/Invasion	0	0.0	0	0.0
Fraud - Credit Card/ATM	0	0.0	0	0.0
Fraud - False Pretenses	0	0.0	0	0.0
Fraud - Identity Theft	0	0.0	0	0.0
Fraud - Impersonation	0	0.0	0	0.0
Fraud - Welfare	0	0.0	0	0.0
Fraud - Wire	0	0.0	0	0.0
Embezzlement	0	0.0	0	0.0
Stolen Property Offenses	0	0.0	0	0.0
Destruction/Damage/Vandalism	2	0.3	0	0.0
Drug/Narcotic Violations (Total)	0	0.0	0	0.0
Drug/Narcotic Violations	0	0.0	0	0.0
Drug/Narcotic Equipment Violations	0	0.0	0	0.0

GROUP A OFFENSES	Offense	Rate per 1,000	Cleared	% Cleared
Sex Offenses (Nonforcible) (Total)	0	0.0	0	0.0
Incest	0	0.0	0	0.0
Statutory Rape	0	0.0	0	0.0
Pornography/Obscene Material	0	0.0	0	0.0
Gambling Offenses (Total)	0	0.0	0	0.0
Gambling - Betting/Wagering	0	0.0	0	0.0
Gambling - Operating/Promoting	0	0.0	0	0.0
Gambling - Equipment Violations	0	0.0	0	0.0
Gambling - Sports Tampering	0	0.0	0	0.0
Prostitution Offenses (Total)	0	0.0	0	0.0
Prostitution	0	0.0	0	0.0
Prostitution Assisting/Promoting	0	0.0	0	0.0
Purchasing Prostitution	0	0.0	0	0.0
Human Trafficking Offenses (Total)	0	0.0	0	0.0
Commercial Sex Acts	0	0.0	0	0.0
Involuntary Servitude	0	0.0	0	0.0
Bribery	0	0.0	0	0.0
Weapon Law Violations	0	0.0	0	0.0
Animal Cruelty	0	0.0	0	0.0

GROUP B OFFENSES	Offenses	Rate per 1,000
Bad Checks	0	0.0
Curfew/Vagrancy	0	0.0
Disorderly Conduct	0	0.0
DUI	0	0.0
Drunkenness	0	0.0
Family-Non Violent	0	0.0
Liquor Law Violations	0	0.0
Peeping Tom	0	0.0
Trespass	0	0.0
All Other Offenses	0	0.0

2018 Fall Term Campus Population	
Undergraduate Enrollment	6,703
Graduate Enrollment	0
Staff Personnel	333
Faculty Personnel	160
Security Personnel	19
Total Campus Population	7,215



Northeast State Community College - 2018

GROUP A OFFENSES	Offense	Rate per 1,000	Cleared	% Cleared
Homicide Offenses (Total)	0	0.0	0	0.0
Murder	0	0.0	0	0.0
Negligent Manslaughter	0	0.0	0	0.0
Negligent Vehicular Manslaughter	0	0.0	0	0.0
Kidnapping/Abduction	0	0.0	0	0.0
Sex Offenses (Forcible) (Total)	0	0.0	0	0.0
Forcible Rape	0	0.0	0	0.0
Forcible Sodomy	0	0.0	0	0.0
Sexual Assault W/Object	0	0.0	0	0.0
Forcible Fondling	0	0.0	0	0.0
Robbery	0	0.0	0	0.0
Assault Offenses (Total)	2	0.4	1	50.0
Aggravated Assault	0	0.0	0	0.0
Simple Assault	2	0.4	1	50.0
Intimidation	0	0.0	0	0.0
Stalking	0	0.0	0	0.0
Arson	0	0.0	0	0.0
Extortion/Blackmail	0	0.0	0	0.0
Burglary	0	0.0	0	0.0
Larceny/Theft Offenses (Total)	8	1.7	1	12.5
Theft - Pocket-picking	0	0.0	0	0.0
Theft - Purse Snatching	0	0.0	0	0.0
Theft - Shoplifting	0	0.0	0	0.0
Theft From Building	7	1.5	0	0.0
Theft From Coin Machine	0	0.0	0	0.0
Theft From Motor Vehicle	0	0.0	0	0.0
Theft of Motor Vehicle Parts	0	0.0	0	0.0
Theft - All Other Larceny	1	0.2	1	100.0
Motor Vehicle Theft	0	0.0	0	0.0
Counterfeiting/Forgery	0	0.0	0	0.0
Fraud Offenses (Total)	0	0.0	0	0.0
Fraud - Computer Hacking/Invasion	0	0.0	0	0.0
Fraud - Credit Card/ATM	0	0.0	0	0.0
Fraud - False Pretenses	0	0.0	0	0.0
Fraud - Identity Theft	0	0.0	0	0.0
Fraud - Impersonation	0	0.0	0	0.0
Fraud - Welfare	0	0.0	0	0.0
Fraud - Wire	0	0.0	0	0.0
Embezzlement	0	0.0	0	0.0
Stolen Property Offenses	0	0.0	0	0.0
Destruction/Damage/Vandalism	3	0.6	0	0.0
Drug/Narcotic Violations (Total)	1	0.2	1	100.0
Drug/Narcotic Violations	1	0.2	1	100.0
Drug/Narcotic Equipment Violations	0	0.0	0	0.0

GROUP A OFFENSES	Offense	Rate per 1,000	Cleared	% Cleared
Sex Offenses (Nonforcible) (Total)	0	0.0	0	0.0
Incest	0	0.0	0	0.0
Statutory Rape	0	0.0	0	0.0
Pornography/Obscene Material	0	0.0	0	0.0
Gambling Offenses (Total)	0	0.0	0	0.0
Gambling - Betting/Wagering	0	0.0	0	0.0
Gambling - Operating/Promoting	0	0.0	0	0.0
Gambling - Equipment Violations	0	0.0	0	0.0
Gambling - Sports Tampering	0	0.0	0	0.0
Prostitution Offenses (Total)	1	0.2	0	0.0
Prostitution	0	0.0	0	0.0
Prostitution Assisting/Promoting	0	0.0	0	0.0
Purchasing Prostitution	1	0.2	0	0.0
Human Trafficking Offenses (Total)	0	0.0	0	0.0
Commercial Sex Acts	0	0.0	0	0.0
Involuntary Servitude	0	0.0	0	0.0
Bribery	0	0.0	0	0.0
Weapon Law Violations	0	0.0	0	0.0
Animal Cruelty	0	0.0	0	0.0

GROUP B OFFENSES	Offenses	Rate per 1,000
Bad Checks	0	0.0
Curfew/Vagrancy	0	0.0
Disorderly Conduct	0	0.0
DUI	0	0.0
Drunkenness	1	0.2
Family-Non Violent	0	0.0
Liquor Law Violations	0	0.0
Peeping Tom	0	0.0
Trespass	0	0.0
All Other Offenses	0	0.0

2018 Fall Term Campus Population	
Undergraduate Enrollment	4,230
Graduate Enrollment	0
Staff Personnel	216
Faculty Personnel	245
Security Personnel	22
Total Campus Population	4,713



Pellissippi State Community College - 2018

GROUP A OFFENSES	Offense	Rate per 1,000	Cleared	% Cleared
Homicide Offenses (Total)	0	0.0	0	0.0
Murder	0	0.0	0	0.0
Negligent Manslaughter	0	0.0	0	0.0
Negligent Vehicular Manslaughter	0	0.0	0	0.0
Kidnapping/Abduction	0	0.0	0	0.0
Sex Offenses (Forcible) (Total)	2	0.2	0	0.0
Forcible Rape	0	0.0	0	0.0
Forcible Sodomy	0	0.0	0	0.0
Sexual Assault W/Object	0	0.0	0	0.0
Forcible Fondling	2	0.2	0	0.0
Robbery	0	0.0	0	0.0
Assault Offenses (Total)	12	1.2	3	25.0
Aggravated Assault	0	0.0	0	0.0
Simple Assault	4	0.4	2	50.0
Intimidation	8	0.8	1	12.5
Stalking	0	0.0	0	0.0
Arson	0	0.0	0	0.0
Extortion/Blackmail	0	0.0	0	0.0
Burglary	0	0.0	0	0.0
Larceny/Theft Offenses (Total)	17	1.7	4	23.5
Theft - Pocket-picking	0	0.0	0	0.0
Theft - Purse Snatching	0	0.0	0	0.0
Theft - Shoplifting	1	0.1	0	0.0
Theft From Building	15	1.5	4	26.7
Theft From Coin Machine	0	0.0	0	0.0
Theft From Motor Vehicle	1	0.1	0	0.0
Theft of Motor Vehicle Parts	0	0.0	0	0.0
Theft - All Other Larceny	0	0.0	0	0.0
Motor Vehicle Theft	0	0.0	0	0.0
Counterfeiting/Forgery	0	0.0	0	0.0
Fraud Offenses (Total)	0	0.0	0	0.0
Fraud - Computer Hacking/Invasion	0	0.0	0	0.0
Fraud - Credit Card/ATM	0	0.0	0	0.0
Fraud - False Pretenses	0	0.0	0	0.0
Fraud - Identity Theft	0	0.0	0	0.0
Fraud - Impersonation	0	0.0	0	0.0
Fraud - Welfare	0	0.0	0	0.0
Fraud - Wire	0	0.0	0	0.0
Embezzlement	0	0.0	0	0.0
Stolen Property Offenses	0	0.0	0	0.0
Destruction/Damage/Vandalism	63	6.1	0	0.0
Drug/Narcotic Violations (Total)	11	1.1	6	54.5
Drug/Narcotic Violations	5	0.5	3	60.0
Drug/Narcotic Equipment Violations	6	0.6	3	50.0

GROUP A OFFENSES	Offense	Rate per 1,000	Cleared	% Cleared
Sex Offenses (Nonforcible) (Total)	0	0.0	0	0.0
Incest	0	0.0	0	0.0
Statutory Rape	0	0.0	0	0.0
Pornography/Obscene Material	0	0.0	0	0.0
Gambling Offenses (Total)	0	0.0	0	0.0
Gambling - Betting/Wagering	0	0.0	0	0.0
Gambling - Operating/Promoting	0	0.0	0	0.0
Gambling - Equipment Violations	0	0.0	0	0.0
Gambling - Sports Tampering	0	0.0	0	0.0
Prostitution Offenses (Total)	0	0.0	0	0.0
Prostitution	0	0.0	0	0.0
Prostitution Assisting/Promoting	0	0.0	0	0.0
Purchasing Prostitution	0	0.0	0	0.0
Human Trafficking Offenses (Total)	0	0.0	0	0.0
Commercial Sex Acts	0	0.0	0	0.0
Involuntary Servitude	0	0.0	0	0.0
Bribery	0	0.0	0	0.0
Weapon Law Violations	0	0.0	0	0.0
Animal Cruelty	0	0.0	0	0.0

GROUP B OFFENSES	Offenses	Rate per 1,000
Bad Checks	0	0.0
Curfew/Vagrancy	0	0.0
Disorderly Conduct	0	0.0
DUI	0	0.0
Drunkenness	0	0.0
Family-Non Violent	0	0.0
Liquor Law Violations	0	0.0
Peeping Tom	0	0.0
Trespass	0	0.0
All Other Offenses	0	0.0

2018 Fall Term Campus Population	
Undergraduate Enrollment	9,111
Graduate Enrollment	0
Staff Personnel	533
Faculty Personnel	583
Security Personnel	27
Total Campus Population	10,254



Pentecostal Theological Seminary - 2018

GROUP A OFFENSES	Offense	Rate per 1,000	Cleared	% Cleared
Homicide Offenses (Total)	0	0.0	0	0.0
Murder	0	0.0	0	0.0
Negligent Manslaughter	0	0.0	0	0.0
Negligent Vehicular Manslaughter	0	0.0	0	0.0
Kidnapping/Abduction	0	0.0	0	0.0
Sex Offenses (Forcible) (Total)	0	0.0	0	0.0
Forcible Rape	0	0.0	0	0.0
Forcible Sodomy	0	0.0	0	0.0
Sexual Assault W/Object	0	0.0	0	0.0
Forcible Fondling	0	0.0	0	0.0
Robbery	0	0.0	0	0.0
Assault Offenses (Total)	1	8.6	1	100.0
Aggravated Assault	0	0.0	0	0.0
Simple Assault	1	8.6	1	100.0
Intimidation	0	0.0	0	0.0
Stalking	0	0.0	0	0.0
Arson	0	0.0	0	0.0
Extortion/Blackmail	0	0.0	0	0.0
Burglary	0	0.0	0	0.0
Larceny/Theft Offenses (Total)	0	0.0	0	0.0
Theft - Pocket-picking	0	0.0	0	0.0
Theft - Purse Snatching	0	0.0	0	0.0
Theft - Shoplifting	0	0.0	0	0.0
Theft From Building	0	0.0	0	0.0
Theft From Coin Machine	0	0.0	0	0.0
Theft From Motor Vehicle	0	0.0	0	0.0
Theft of Motor Vehicle Parts	0	0.0	0	0.0
Theft - All Other Larceny	0	0.0	0	0.0
Motor Vehicle Theft	0	0.0	0	0.0
Counterfeiting/Forgery	0	0.0	0	0.0
Fraud Offenses (Total)	0	0.0	0	0.0
Fraud - Computer Hacking/Invasion	0	0.0	0	0.0
Fraud - Credit Card/ATM	0	0.0	0	0.0
Fraud - False Pretenses	0	0.0	0	0.0
Fraud - Identity Theft	0	0.0	0	0.0
Fraud - Impersonation	0	0.0	0	0.0
Fraud - Welfare	0	0.0	0	0.0
Fraud - Wire	0	0.0	0	0.0
Embezzlement	0	0.0	0	0.0
Stolen Property Offenses	0	0.0	0	0.0
Destruction/Damage/Vandalism	0	0.0	0	0.0
Drug/Narcotic Violations (Total)	0	0.0	0	0.0
Drug/Narcotic Violations	0	0.0	0	0.0
Drug/Narcotic Equipment Violations	0	0.0	0	0.0

GROUP A OFFENSES	Offense	Rate per 1,000	Cleared	% Cleared
Sex Offenses (Nonforcible) (Total)	0	0.0	0	0.0
Incest	0	0.0	0	0.0
Statutory Rape	0	0.0	0	0.0
Pornography/Obscene Material	0	0.0	0	0.0
Gambling Offenses (Total)	0	0.0	0	0.0
Gambling - Betting/Wagering	0	0.0	0	0.0
Gambling - Operating/Promoting	0	0.0	0	0.0
Gambling - Equipment Violations	0	0.0	0	0.0
Gambling - Sports Tampering	0	0.0	0	0.0
Prostitution Offenses (Total)	0	0.0	0	0.0
Prostitution	0	0.0	0	0.0
Prostitution Assisting/Promoting	0	0.0	0	0.0
Purchasing Prostitution	0	0.0	0	0.0
Human Trafficking Offenses (Total)	0	0.0	0	0.0
Commercial Sex Acts	0	0.0	0	0.0
Involuntary Servitude	0	0.0	0	0.0
Bribery	0	0.0	0	0.0
Weapon Law Violations	0	0.0	0	0.0
Animal Cruelty	0	0.0	0	0.0

GROUP B OFFENSES	Offenses	Rate per 1,000
Bad Checks	0	0.0
Curfew/Vagrancy	0	0.0
Disorderly Conduct	0	0.0
DUI	0	0.0
Drunkenness	0	0.0
Family-Non Violent	0	0.0
Liquor Law Violations	0	0.0
Peeping Tom	0	0.0
Trespass	0	0.0
All Other Offenses	0	0.0

2018 Fall Term Campus Population	
Undergraduate Enrollment	2
Graduate Enrollment	58
Staff Personnel	41
Faculty Personnel	14
Security Personnel	1
Total Campus Population	116



Rhodes College - 2018

GROUP A OFFENSES	Offense	Rate per 1,000	Cleared	% Cleared
Homicide Offenses (Total)	0	0.0	0	0.0
Murder	0	0.0	0	0.0
Negligent Manslaughter	0	0.0	0	0.0
Negligent Vehicular Manslaughter	0	0.0	0	0.0
Kidnapping/Abduction	0	0.0	0	0.0
Sex Offenses (Forcible) (Total)	7	2.7	5	71.4
Forcible Rape	3	1.2	3	100.0
Forcible Sodomy	0	0.0	0	0.0
Sexual Assault W/Object	0	0.0	0	0.0
Forcible Fondling	4	1.5	2	50.0
Robbery	0	0.0	0	0.0
Assault Offenses (Total)	2	0.8	2	100.0
Aggravated Assault	0	0.0	0	0.0
Simple Assault	2	0.8	2	100.0
Intimidation	0	0.0	0	0.0
Stalking	0	0.0	0	0.0
Arson	0	0.0	0	0.0
Extortion/Blackmail	0	0.0	0	0.0
Burglary	1	0.4	0	0.0
Larceny/Theft Offenses (Total)	48	18.4	2	4.2
Theft - Pocket-picking	0	0.0	0	0.0
Theft - Purse Snatching	0	0.0	0	0.0
Theft - Shoplifting	0	0.0	0	0.0
Theft From Building	31	11.9	0	0.0
Theft From Coin Machine	2	0.8	0	0.0
Theft From Motor Vehicle	6	2.3	0	0.0
Theft of Motor Vehicle Parts	0	0.0	0	0.0
Theft - All Other Larceny	9	3.5	2	22.2
Motor Vehicle Theft	1	0.4	0	0.0
Counterfeiting/Forgery	8	3.1	7	87.5
Fraud Offenses (Total)	1	0.4	0	0.0
Fraud - Computer Hacking/Invasion	0	0.0	0	0.0
Fraud - Credit Card/ATM	1	0.4	0	0.0
Fraud - False Pretenses	0	0.0	0	0.0
Fraud - Identity Theft	0	0.0	0	0.0
Fraud - Impersonation	0	0.0	0	0.0
Fraud - Welfare	0	0.0	0	0.0
Fraud - Wire	0	0.0	0	0.0
Embezzlement	0	0.0	0	0.0
Stolen Property Offenses	0	0.0	0	0.0
Destruction/Damage/Vandalism	13	5.0	2	15.4
Drug/Narcotic Violations (Total)	8	3.1	8	100.0
Drug/Narcotic Violations	5	1.9	5	100.0
Drug/Narcotic Equipment Violations	3	1.2	3	100.0

GROUP A OFFENSES	Offense	Rate per 1,000	Cleared	% Cleared
Sex Offenses (Nonforcible) (Total)	0	0.0	0	0.0
Incest	0	0.0	0	0.0
Statutory Rape	0	0.0	0	0.0
Pornography/Obscene Material	0	0.0	0	0.0
Gambling Offenses (Total)	0	0.0	0	0.0
Gambling - Betting/Wagering	0	0.0	0	0.0
Gambling - Operating/Promoting	0	0.0	0	0.0
Gambling - Equipment Violations	0	0.0	0	0.0
Gambling - Sports Tampering	0	0.0	0	0.0
Prostitution Offenses (Total)	0	0.0	0	0.0
Prostitution	0	0.0	0	0.0
Prostitution Assisting/Promoting	0	0.0	0	0.0
Purchasing Prostitution	0	0.0	0	0.0
Human Trafficking Offenses (Total)	0	0.0	0	0.0
Commercial Sex Acts	0	0.0	0	0.0
Involuntary Servitude	0	0.0	0	0.0
Bribery	0	0.0	0	0.0
Weapon Law Violations	0	0.0	0	0.0
Animal Cruelty	0	0.0	0	0.0

GROUP B OFFENSES	Offenses	Rate per 1,000
Bad Checks	0	0.0
Curfew/Vagrancy	0	0.0
Disorderly Conduct	2	0.8
DUI	0	0.0
Drunkenness	0	0.0
Family-Non Violent	0	0.0
Liquor Law Violations	27	10.4
Peeping Tom	0	0.0
Trespass	2	0.8
All Other Offenses	0	0.0

2018 Fall Term Campus Population	
Undergraduate Enrollment	2,000
Graduate Enrollment	22
Staff Personnel	337
Faculty Personnel	214
Security Personnel	29
Total Campus Population	2,602



Roane State Community College - 2018

GROUP A OFFENSES	Offense	Rate per 1,000	Cleared	% Cleared
Homicide Offenses (Total)	0	0.0	0	0.0
Murder	0	0.0	0	0.0
Negligent Manslaughter	0	0.0	0	0.0
Negligent Vehicular Manslaughter	0	0.0	0	0.0
Kidnapping/Abduction	0	0.0	0	0.0
Sex Offenses (Forcible) (Total)	0	0.0	0	0.0
Forcible Rape	0	0.0	0	0.0
Forcible Sodomy	0	0.0	0	0.0
Sexual Assault W/Object	0	0.0	0	0.0
Forcible Fondling	0	0.0	0	0.0
Robbery	0	0.0	0	0.0
Assault Offenses (Total)	1	0.2	0	0.0
Aggravated Assault	0	0.0	0	0.0
Simple Assault	0	0.0	0	0.0
Intimidation	1	0.2	0	0.0
Stalking	0	0.0	0	0.0
Arson	0	0.0	0	0.0
Extortion/Blackmail	0	0.0	0	0.0
Burglary	0	0.0	0	0.0
Larceny/Theft Offenses (Total)	1	0.2	0	0.0
Theft - Pocket-picking	0	0.0	0	0.0
Theft - Purse Snatching	0	0.0	0	0.0
Theft - Shoplifting	0	0.0	0	0.0
Theft From Building	1	0.2	0	0.0
Theft From Coin Machine	0	0.0	0	0.0
Theft From Motor Vehicle	0	0.0	0	0.0
Theft of Motor Vehicle Parts	0	0.0	0	0.0
Theft - All Other Larceny	0	0.0	0	0.0
Motor Vehicle Theft	0	0.0	0	0.0
Counterfeiting/Forgery	0	0.0	0	0.0
Fraud Offenses (Total)	0	0.0	0	0.0
Fraud - Computer Hacking/Invasion	0	0.0	0	0.0
Fraud - Credit Card/ATM	0	0.0	0	0.0
Fraud - False Pretenses	0	0.0	0	0.0
Fraud - Identity Theft	0	0.0	0	0.0
Fraud - Impersonation	0	0.0	0	0.0
Fraud - Welfare	0	0.0	0	0.0
Fraud - Wire	0	0.0	0	0.0
Embezzlement	0	0.0	0	0.0
Stolen Property Offenses	0	0.0	0	0.0
Destruction/Damage/Vandalism	0	0.0	0	0.0
Drug/Narcotic Violations (Total)	0	0.0	0	0.0
Drug/Narcotic Violations	0	0.0	0	0.0
Drug/Narcotic Equipment Violations	0	0.0	0	0.0

GROUP A OFFENSES	Offense	Rate per 1,000	Cleared	% Cleared
Sex Offenses (Nonforcible) (Total)	0	0.0	0	0.0
Incest	0	0.0	0	0.0
Statutory Rape	0	0.0	0	0.0
Pornography/Obscene Material	0	0.0	0	0.0
Gambling Offenses (Total)	0	0.0	0	0.0
Gambling - Betting/Wagering	0	0.0	0	0.0
Gambling - Operating/Promoting	0	0.0	0	0.0
Gambling - Equipment Violations	0	0.0	0	0.0
Gambling - Sports Tampering	0	0.0	0	0.0
Prostitution Offenses (Total)	0	0.0	0	0.0
Prostitution	0	0.0	0	0.0
Prostitution Assisting/Promoting	0	0.0	0	0.0
Purchasing Prostitution	0	0.0	0	0.0
Human Trafficking Offenses (Total)	0	0.0	0	0.0
Commercial Sex Acts	0	0.0	0	0.0
Involuntary Servitude	0	0.0	0	0.0
Bribery	0	0.0	0	0.0
Weapon Law Violations	0	0.0	0	0.0
Animal Cruelty	0	0.0	0	0.0

GROUP B OFFENSES	Offenses	Rate per 1,000
Bad Checks	0	0.0
Curfew/Vagrancy	0	0.0
Disorderly Conduct	0	0.0
DUI	0	0.0
Drunkenness	0	0.0
Family-Non Violent	0	0.0
Liquor Law Violations	0	0.0
Peeping Tom	0	0.0
Trespass	0	0.0
All Other Offenses	0	0.0

2018 Fall Term Campus Population	
Undergraduate Enrollment	3,602
Graduate Enrollment	0
Staff Personnel	478
Faculty Personnel	300
Security Personnel	10
Total Campus Population	4,390



Southern College of Optometry - 2018

GROUP A OFFENSES	Offense	Rate per 1,000	Cleared	% Cleared
Homicide Offenses (Total)	0	0.0	0	0.0
Murder	0	0.0	0	0.0
Negligent Manslaughter	0	0.0	0	0.0
Negligent Vehicular Manslaughter	0	0.0	0	0.0
Kidnapping/Abduction	0	0.0	0	0.0
Sex Offenses (Forcible) (Total)	0	0.0	0	0.0
Forcible Rape	0	0.0	0	0.0
Forcible Sodomy	0	0.0	0	0.0
Sexual Assault W/Object	0	0.0	0	0.0
Forcible Fondling	0	0.0	0	0.0
Robbery	0	0.0	0	0.0
Assault Offenses (Total)	1	1.4	0	0.0
Aggravated Assault	0	0.0	0	0.0
Simple Assault	1	1.4	0	0.0
Intimidation	0	0.0	0	0.0
Stalking	0	0.0	0	0.0
Arson	0	0.0	0	0.0
Extortion/Blackmail	0	0.0	0	0.0
Burglary	0	0.0	0	0.0
Larceny/Theft Offenses (Total)	0	0.0	0	0.0
Theft - Pocket-picking	0	0.0	0	0.0
Theft - Purse Snatching	0	0.0	0	0.0
Theft - Shoplifting	0	0.0	0	0.0
Theft From Building	0	0.0	0	0.0
Theft From Coin Machine	0	0.0	0	0.0
Theft From Motor Vehicle	0	0.0	0	0.0
Theft of Motor Vehicle Parts	0	0.0	0	0.0
Theft - All Other Larceny	0	0.0	0	0.0
Motor Vehicle Theft	0	0.0	0	0.0
Counterfeiting/Forgery	0	0.0	0	0.0
Fraud Offenses (Total)	0	0.0	0	0.0
Fraud - Computer Hacking/Invasion	0	0.0	0	0.0
Fraud - Credit Card/ATM	0	0.0	0	0.0
Fraud - False Pretenses	0	0.0	0	0.0
Fraud - Identity Theft	0	0.0	0	0.0
Fraud - Impersonation	0	0.0	0	0.0
Fraud - Welfare	0	0.0	0	0.0
Fraud - Wire	0	0.0	0	0.0
Embezzlement	0	0.0	0	0.0
Stolen Property Offenses	0	0.0	0	0.0
Destruction/Damage/Vandalism	0	0.0	0	0.0
Drug/Narcotic Violations (Total)	0	0.0	0	0.0
Drug/Narcotic Violations	0	0.0	0	0.0
Drug/Narcotic Equipment Violations	0	0.0	0	0.0

GROUP A OFFENSES	Offense	Rate per 1,000	Cleared	% Cleared
Sex Offenses (Nonforcible) (Total)	0	0.0	0	0.0
Incest	0	0.0	0	0.0
Statutory Rape	0	0.0	0	0.0
Pornography/Obscene Material	0	0.0	0	0.0
Gambling Offenses (Total)	0	0.0	0	0.0
Gambling - Betting/Wagering	0	0.0	0	0.0
Gambling - Operating/Promoting	0	0.0	0	0.0
Gambling - Equipment Violations	0	0.0	0	0.0
Gambling - Sports Tampering	0	0.0	0	0.0
Prostitution Offenses (Total)	0	0.0	0	0.0
Prostitution	0	0.0	0	0.0
Prostitution Assisting/Promoting	0	0.0	0	0.0
Purchasing Prostitution	0	0.0	0	0.0
Human Trafficking Offenses (Total)	0	0.0	0	0.0
Commercial Sex Acts	0	0.0	0	0.0
Involuntary Servitude	0	0.0	0	0.0
Bribery	0	0.0	0	0.0
Weapon Law Violations	0	0.0	0	0.0
Animal Cruelty	0	0.0	0	0.0

GROUP B OFFENSES	Offenses	Rate per 1,000
Bad Checks	0	0.0
Curfew/Vagrancy	0	0.0
Disorderly Conduct	0	0.0
DUI	0	0.0
Drunkenness	0	0.0
Family-Non Violent	0	0.0
Liquor Law Violations	0	0.0
Peeping Tom	0	0.0
Trespass	0	0.0
All Other Offenses	0	0.0

2018 Fall Term Campus Population	
Undergraduate Enrollment	533
Graduate Enrollment	0
Staff Personnel	118
Faculty Personnel	60
Security Personnel	10
Total Campus Population	721



Southwest Tennessee Community College - 2018

GROUP A OFFENSES	Offense	Rate per 1,000	Cleared	% Cleared
Homicide Offenses (Total)	0	0.0	0	0.0
Murder	0	0.0	0	0.0
Negligent Manslaughter	0	0.0	0	0.0
Negligent Vehicular Manslaughter	0	0.0	0	0.0
Kidnapping/Abduction	0	0.0	0	0.0
Sex Offenses (Forcible) (Total)	1	0.1	1	100.0
Forcible Rape	1	0.1	1	100.0
Forcible Sodomy	0	0.0	0	0.0
Sexual Assault W/Object	0	0.0	0	0.0
Forcible Fondling	0	0.0	0	0.0
Robbery	0	0.0	0	0.0
Assault Offenses (Total)	9	1.0	7	77.8
Aggravated Assault	1	0.1	1	100.0
Simple Assault	6	0.6	5	83.3
Intimidation	2	0.2	1	50.0
Stalking	0	0.0	0	0.0
Arson	0	0.0	0	0.0
Extortion/Blackmail	0	0.0	0	0.0
Burglary	1	0.1	0	0.0
Larceny/Theft Offenses (Total)	13	1.4	0	0.0
Theft - Pocket-picking	0	0.0	0	0.0
Theft - Purse Snatching	0	0.0	0	0.0
Theft - Shoplifting	0	0.0	0	0.0
Theft From Building	10	1.1	0	0.0
Theft From Coin Machine	0	0.0	0	0.0
Theft From Motor Vehicle	2	0.2	0	0.0
Theft of Motor Vehicle Parts	1	0.1	0	0.0
Theft - All Other Larceny	0	0.0	0	0.0
Motor Vehicle Theft	2	0.2	0	0.0
Counterfeiting/Forgery	11	1.2	0	0.0
Fraud Offenses (Total)	16	1.7	0	0.0
Fraud - Computer Hacking/Invasion	0	0.0	0	0.0
Fraud - Credit Card/ATM	0	0.0	0	0.0
Fraud - False Pretenses	10	1.1	0	0.0
Fraud - Identity Theft	0	0.0	0	0.0
Fraud - Impersonation	0	0.0	0	0.0
Fraud - Welfare	0	0.0	0	0.0
Fraud - Wire	6	0.6	0	0.0
Embezzlement	0	0.0	0	0.0
Stolen Property Offenses	0	0.0	0	0.0
Destruction/Damage/Vandalism	8	0.9	0	0.0
Drug/Narcotic Violations (Total)	0	0.0	0	0.0
Drug/Narcotic Violations	0	0.0	0	0.0
Drug/Narcotic Equipment Violations	0	0.0	0	0.0

GROUP A OFFENSES	Offense	Rate per 1,000	Cleared	% Cleared
Sex Offenses (Nonforcible) (Total)	0	0.0	0	0.0
Incest	0	0.0	0	0.0
Statutory Rape	0	0.0	0	0.0
Pornography/Obscene Material	0	0.0	0	0.0
Gambling Offenses (Total)	0	0.0	0	0.0
Gambling - Betting/Wagering	0	0.0	0	0.0
Gambling - Operating/Promoting	0	0.0	0	0.0
Gambling - Equipment Violations	0	0.0	0	0.0
Gambling - Sports Tampering	0	0.0	0	0.0
Prostitution Offenses (Total)	0	0.0	0	0.0
Prostitution	0	0.0	0	0.0
Prostitution Assisting/Promoting	0	0.0	0	0.0
Purchasing Prostitution	0	0.0	0	0.0
Human Trafficking Offenses (Total)	0	0.0	0	0.0
Commercial Sex Acts	0	0.0	0	0.0
Involuntary Servitude	0	0.0	0	0.0
Bribery	0	0.0	0	0.0
Weapon Law Violations	1	0.1	1	100.0
Animal Cruelty	0	0.0	0	0.0

GROUP B OFFENSES	Offenses	Rate per 1,000
Bad Checks	0	0.0
Curfew/Vagrancy	0	0.0
Disorderly Conduct	3	0.3
DUI	0	0.0
Drunkenness	0	0.0
Family-Non Violent	1	0.1
Liquor Law Violations	0	0.0
Peeping Tom	0	0.0
Trespass	2	0.2
All Other Offenses	0	0.0

2018 Fall Term Campus Population	
Undergraduate Enrollment	7,810
Graduate Enrollment	0
Staff Personnel	1,036
Faculty Personnel	478
Security Personnel	47
Total Campus Population	9,371



Tennessee College of Applied Technology at Athens - 2018

GROUP A OFFENSES	Offense	Rate per 1,000	Cleared	% Cleared
Homicide Offenses (Total)	0	0.0	0	0.0
Murder	0	0.0	0	0.0
Negligent Manslaughter	0	0.0	0	0.0
Negligent Vehicular Manslaughter	0	0.0	0	0.0
Kidnapping/Abduction	0	0.0	0	0.0
Sex Offenses (Forcible) (Total)	0	0.0	0	0.0
Forcible Rape	0	0.0	0	0.0
Forcible Sodomy	0	0.0	0	0.0
Sexual Assault W/Object	0	0.0	0	0.0
Forcible Fondling	0	0.0	0	0.0
Robbery	0	0.0	0	0.0
Assault Offenses (Total)	0	0.0	0	0.0
Aggravated Assault	0	0.0	0	0.0
Simple Assault	0	0.0	0	0.0
Intimidation	0	0.0	0	0.0
Stalking	0	0.0	0	0.0
Arson	0	0.0	0	0.0
Extortion/Blackmail	0	0.0	0	0.0
Burglary	0	0.0	0	0.0
Larceny/Theft Offenses (Total)	1	4.1	0	0.0
Theft - Pocket-picking	0	0.0	0	0.0
Theft - Purse Snatching	0	0.0	0	0.0
Theft - Shoplifting	0	0.0	0	0.0
Theft From Building	0	0.0	0	0.0
Theft From Coin Machine	0	0.0	0	0.0
Theft From Motor Vehicle	0	0.0	0	0.0
Theft of Motor Vehicle Parts	0	0.0	0	0.0
Theft - All Other Larceny	1	4.1	0	0.0
Motor Vehicle Theft	0	0.0	0	0.0
Counterfeiting/Forgery	0	0.0	0	0.0
Fraud Offenses (Total)	0	0.0	0	0.0
Fraud - Computer Hacking/Invasion	0	0.0	0	0.0
Fraud - Credit Card/ATM	0	0.0	0	0.0
Fraud - False Pretenses	0	0.0	0	0.0
Fraud - Identity Theft	0	0.0	0	0.0
Fraud - Impersonation	0	0.0	0	0.0
Fraud - Welfare	0	0.0	0	0.0
Fraud - Wire	0	0.0	0	0.0
Embezzlement	0	0.0	0	0.0
Stolen Property Offenses	0	0.0	0	0.0
Destruction/Damage/Vandalism	0	0.0	0	0.0
Drug/Narcotic Violations (Total)	0	0.0	0	0.0
Drug/Narcotic Violations	0	0.0	0	0.0
Drug/Narcotic Equipment Violations	0	0.0	0	0.0

GROUP A OFFENSES	Offense	Rate per 1,000	Cleared	% Cleared
Sex Offenses (Nonforcible) (Total)	0	0.0	0	0.0
Incest	0	0.0	0	0.0
Statutory Rape	0	0.0	0	0.0
Pornography/Obscene Material	0	0.0	0	0.0
Gambling Offenses (Total)	0	0.0	0	0.0
Gambling - Betting/Wagering	0	0.0	0	0.0
Gambling - Operating/Promoting	0	0.0	0	0.0
Gambling - Equipment Violations	0	0.0	0	0.0
Gambling - Sports Tampering	0	0.0	0	0.0
Prostitution Offenses (Total)	0	0.0	0	0.0
Prostitution	0	0.0	0	0.0
Prostitution Assisting/Promoting	0	0.0	0	0.0
Purchasing Prostitution	0	0.0	0	0.0
Human Trafficking Offenses (Total)	0	0.0	0	0.0
Commercial Sex Acts	0	0.0	0	0.0
Involuntary Servitude	0	0.0	0	0.0
Bribery	0	0.0	0	0.0
Weapon Law Violations	0	0.0	0	0.0
Animal Cruelty	0	0.0	0	0.0

GROUP B OFFENSES	Offenses	Rate per 1,000
Bad Checks	0	0.0
Curfew/Vagrancy	0	0.0
Disorderly Conduct	0	0.0
DUI	0	0.0
Drunkenness	0	0.0
Family-Non Violent	0	0.0
Liquor Law Violations	0	0.0
Peeping Tom	0	0.0
Trespass	0	0.0
All Other Offenses	0	0.0

2018 Fall Term Campus Population	
Undergraduate Enrollment	222
Graduate Enrollment	0
Staff Personnel	11
Faculty Personnel	12
Security Personnel	0
Total Campus Population	245



Tennessee College of Applied Technology at Covington - 2018

GROUP A OFFENSES	Offense	Rate per 1,000	Cleared	% Cleared
Homicide Offenses (Total)	0	0.0	0	0.0
Murder	0	0.0	0	0.0
Negligent Manslaughter	0	0.0	0	0.0
Negligent Vehicular Manslaughter	0	0.0	0	0.0
Kidnapping/Abduction	0	0.0	0	0.0
Sex Offenses (Forcible) (Total)	0	0.0	0	0.0
Forcible Rape	0	0.0	0	0.0
Forcible Sodomy	0	0.0	0	0.0
Sexual Assault W/Object	0	0.0	0	0.0
Forcible Fondling	0	0.0	0	0.0
Robbery	0	0.0	0	0.0
Assault Offenses (Total)	0	0.0	0	0.0
Aggravated Assault	0	0.0	0	0.0
Simple Assault	0	0.0	0	0.0
Intimidation	0	0.0	0	0.0
Stalking	0	0.0	0	0.0
Arson	0	0.0	0	0.0
Extortion/Blackmail	0	0.0	0	0.0
Burglary	0	0.0	0	0.0
Larceny/Theft Offenses (Total)	0	0.0	0	0.0
Theft - Pocket-picking	0	0.0	0	0.0
Theft - Purse Snatching	0	0.0	0	0.0
Theft - Shoplifting	0	0.0	0	0.0
Theft From Building	0	0.0	0	0.0
Theft From Coin Machine	0	0.0	0	0.0
Theft From Motor Vehicle	0	0.0	0	0.0
Theft of Motor Vehicle Parts	0	0.0	0	0.0
Theft - All Other Larceny	0	0.0	0	0.0
Motor Vehicle Theft	0	0.0	0	0.0
Counterfeiting/Forgery	0	0.0	0	0.0
Fraud Offenses (Total)	0	0.0	0	0.0
Fraud - Computer Hacking/Invasion	0	0.0	0	0.0
Fraud - Credit Card/ATM	0	0.0	0	0.0
Fraud - False Pretenses	0	0.0	0	0.0
Fraud - Identity Theft	0	0.0	0	0.0
Fraud - Impersonation	0	0.0	0	0.0
Fraud - Welfare	0	0.0	0	0.0
Fraud - Wire	0	0.0	0	0.0
Embezzlement	0	0.0	0	0.0
Stolen Property Offenses	0	0.0	0	0.0
Destruction/Damage/Vandalism	0	0.0	0	0.0
Drug/Narcotic Violations (Total)	0	0.0	0	0.0
Drug/Narcotic Violations	0	0.0	0	0.0
Drug/Narcotic Equipment Violations	0	0.0	0	0.0

GROUP A OFFENSES	Offense	Rate per 1,000	Cleared	% Cleared
Sex Offenses (Nonforcible) (Total)	0	0.0	0	0.0
Incest	0	0.0	0	0.0
Statutory Rape	0	0.0	0	0.0
Pornography/Obscene Material	0	0.0	0	0.0
Gambling Offenses (Total)	0	0.0	0	0.0
Gambling - Betting/Wagering	0	0.0	0	0.0
Gambling - Operating/Promoting	0	0.0	0	0.0
Gambling - Equipment Violations	0	0.0	0	0.0
Gambling - Sports Tampering	0	0.0	0	0.0
Prostitution Offenses (Total)	0	0.0	0	0.0
Prostitution	0	0.0	0	0.0
Prostitution Assisting/Promoting	0	0.0	0	0.0
Purchasing Prostitution	0	0.0	0	0.0
Human Trafficking Offenses (Total)	0	0.0	0	0.0
Commercial Sex Acts	0	0.0	0	0.0
Involuntary Servitude	0	0.0	0	0.0
Bribery	0	0.0	0	0.0
Weapon Law Violations	0	0.0	0	0.0
Animal Cruelty	0	0.0	0	0.0

GROUP B OFFENSES	Offenses	Rate per 1,000
Bad Checks	0	0.0
Curfew/Vagrancy	0	0.0
Disorderly Conduct	0	0.0
DUI	0	0.0
Drunkenness	0	0.0
Family-Non Violent	0	0.0
Liquor Law Violations	0	0.0
Peeping Tom	0	0.0
Trespass	0	0.0
All Other Offenses	0	0.0

2018 Fall Term Campus Population	
Undergraduate Enrollment	206
Graduate Enrollment	0
Staff Personnel	9
Faculty Personnel	10
Security Personnel	0
Total Campus Population	225



Tennessee College of Applied Technology at Crossville - 2018

GROUP A OFFENSES	Offense	Rate per 1,000	Cleared	% Cleared
Homicide Offenses (Total)	0	0.0	0	0.0
Murder	0	0.0	0	0.0
Negligent Manslaughter	0	0.0	0	0.0
Negligent Vehicular Manslaughter	0	0.0	0	0.0
Kidnapping/Abduction	0	0.0	0	0.0
Sex Offenses (Forcible) (Total)	0	0.0	0	0.0
Forcible Rape	0	0.0	0	0.0
Forcible Sodomy	0	0.0	0	0.0
Sexual Assault W/Object	0	0.0	0	0.0
Forcible Fondling	0	0.0	0	0.0
Robbery	0	0.0	0	0.0
Assault Offenses (Total)	0	0.0	0	0.0
Aggravated Assault	0	0.0	0	0.0
Simple Assault	0	0.0	0	0.0
Intimidation	0	0.0	0	0.0
Stalking	0	0.0	0	0.0
Arson	0	0.0	0	0.0
Extortion/Blackmail	0	0.0	0	0.0
Burglary	0	0.0	0	0.0
Larceny/Theft Offenses (Total)	0	0.0	0	0.0
Theft - Pocket-picking	0	0.0	0	0.0
Theft - Purse Snatching	0	0.0	0	0.0
Theft - Shoplifting	0	0.0	0	0.0
Theft From Building	0	0.0	0	0.0
Theft From Coin Machine	0	0.0	0	0.0
Theft From Motor Vehicle	0	0.0	0	0.0
Theft of Motor Vehicle Parts	0	0.0	0	0.0
Theft - All Other Larceny	0	0.0	0	0.0
Motor Vehicle Theft	0	0.0	0	0.0
Counterfeiting/Forgery	0	0.0	0	0.0
Fraud Offenses (Total)	0	0.0	0	0.0
Fraud - Computer Hacking/Invasion	0	0.0	0	0.0
Fraud - Credit Card/ATM	0	0.0	0	0.0
Fraud - False Pretenses	0	0.0	0	0.0
Fraud - Identity Theft	0	0.0	0	0.0
Fraud - Impersonation	0	0.0	0	0.0
Fraud - Welfare	0	0.0	0	0.0
Fraud - Wire	0	0.0	0	0.0
Embezzlement	0	0.0	0	0.0
Stolen Property Offenses	0	0.0	0	0.0
Destruction/Damage/Vandalism	0	0.0	0	0.0
Drug/Narcotic Violations (Total)	0	0.0	0	0.0
Drug/Narcotic Violations	0	0.0	0	0.0
Drug/Narcotic Equipment Violations	0	0.0	0	0.0

GROUP A OFFENSES	Offense	Rate per 1,000	Cleared	% Cleared
Sex Offenses (Nonforcible) (Total)	0	0.0	0	0.0
Incest	0	0.0	0	0.0
Statutory Rape	0	0.0	0	0.0
Pornography/Obscene Material	0	0.0	0	0.0
Gambling Offenses (Total)	0	0.0	0	0.0
Gambling - Betting/Wagering	0	0.0	0	0.0
Gambling - Operating/Promoting	0	0.0	0	0.0
Gambling - Equipment Violations	0	0.0	0	0.0
Gambling - Sports Tampering	0	0.0	0	0.0
Prostitution Offenses (Total)	0	0.0	0	0.0
Prostitution	0	0.0	0	0.0
Prostitution Assisting/Promoting	0	0.0	0	0.0
Purchasing Prostitution	0	0.0	0	0.0
Human Trafficking Offenses (Total)	0	0.0	0	0.0
Commercial Sex Acts	0	0.0	0	0.0
Involuntary Servitude	0	0.0	0	0.0
Bribery	0	0.0	0	0.0
Weapon Law Violations	0	0.0	0	0.0
Animal Cruelty	0	0.0	0	0.0

GROUP B OFFENSES	Offenses	Rate per 1,000
Bad Checks	0	0.0
Curfew/Vagrancy	0	0.0
Disorderly Conduct	0	0.0
DUI	0	0.0
Drunkenness	0	0.0
Family-Non Violent	0	0.0
Liquor Law Violations	0	0.0
Peeping Tom	0	0.0
Trespass	0	0.0
All Other Offenses	0	0.0

2018 Fall Term Campus Population	
Undergraduate Enrollment	336
Graduate Enrollment	0
Staff Personnel	12
Faculty Personnel	27
Security Personnel	0
Total Campus Population	375



Tennessee College of Applied Technology at Crump - 2018

GROUP A OFFENSES	Offense	Rate per 1,000	Cleared	% Cleared
Homicide Offenses (Total)	0	0.0	0	0.0
Murder	0	0.0	0	0.0
Negligent Manslaughter	0	0.0	0	0.0
Negligent Vehicular Manslaughter	0	0.0	0	0.0
Kidnapping/Abduction	0	0.0	0	0.0
Sex Offenses (Forcible) (Total)	0	0.0	0	0.0
Forcible Rape	0	0.0	0	0.0
Forcible Sodomy	0	0.0	0	0.0
Sexual Assault W/Object	0	0.0	0	0.0
Forcible Fondling	0	0.0	0	0.0
Robbery	0	0.0	0	0.0
Assault Offenses (Total)	0	0.0	0	0.0
Aggravated Assault	0	0.0	0	0.0
Simple Assault	0	0.0	0	0.0
Intimidation	0	0.0	0	0.0
Stalking	0	0.0	0	0.0
Arson	0	0.0	0	0.0
Extortion/Blackmail	0	0.0	0	0.0
Burglary	0	0.0	0	0.0
Larceny/Theft Offenses (Total)	0	0.0	0	0.0
Theft - Pocket-picking	0	0.0	0	0.0
Theft - Purse Snatching	0	0.0	0	0.0
Theft - Shoplifting	0	0.0	0	0.0
Theft From Building	0	0.0	0	0.0
Theft From Coin Machine	0	0.0	0	0.0
Theft From Motor Vehicle	0	0.0	0	0.0
Theft of Motor Vehicle Parts	0	0.0	0	0.0
Theft - All Other Larceny	0	0.0	0	0.0
Motor Vehicle Theft	0	0.0	0	0.0
Counterfeiting/Forgery	0	0.0	0	0.0
Fraud Offenses (Total)	0	0.0	0	0.0
Fraud - Computer Hacking/Invasion	0	0.0	0	0.0
Fraud - Credit Card/ATM	0	0.0	0	0.0
Fraud - False Pretenses	0	0.0	0	0.0
Fraud - Identity Theft	0	0.0	0	0.0
Fraud - Impersonation	0	0.0	0	0.0
Fraud - Welfare	0	0.0	0	0.0
Fraud - Wire	0	0.0	0	0.0
Embezzlement	0	0.0	0	0.0
Stolen Property Offenses	0	0.0	0	0.0
Destruction/Damage/Vandalism	0	0.0	0	0.0
Drug/Narcotic Violations (Total)	0	0.0	0	0.0
Drug/Narcotic Violations	0	0.0	0	0.0
Drug/Narcotic Equipment Violations	0	0.0	0	0.0

GROUP A OFFENSES	Offense	Rate per 1,000	Cleared	% Cleared
Sex Offenses (Nonforcible) (Total)	0	0.0	0	0.0
Incest	0	0.0	0	0.0
Statutory Rape	0	0.0	0	0.0
Pornography/Obscene Material	0	0.0	0	0.0
Gambling Offenses (Total)	0	0.0	0	0.0
Gambling - Betting/Wagering	0	0.0	0	0.0
Gambling - Operating/Promoting	0	0.0	0	0.0
Gambling - Equipment Violations	0	0.0	0	0.0
Gambling - Sports Tampering	0	0.0	0	0.0
Prostitution Offenses (Total)	0	0.0	0	0.0
Prostitution	0	0.0	0	0.0
Prostitution Assisting/Promoting	0	0.0	0	0.0
Purchasing Prostitution	0	0.0	0	0.0
Human Trafficking Offenses (Total)	0	0.0	0	0.0
Commercial Sex Acts	0	0.0	0	0.0
Involuntary Servitude	0	0.0	0	0.0
Bribery	0	0.0	0	0.0
Weapon Law Violations	0	0.0	0	0.0
Animal Cruelty	0	0.0	0	0.0

GROUP B OFFENSES	Offenses	Rate per 1,000
Bad Checks	0	0.0
Curfew/Vagrancy	0	0.0
Disorderly Conduct	0	0.0
DUI	0	0.0
Drunkenness	0	0.0
Family-Non Violent	0	0.0
Liquor Law Violations	0	0.0
Peeping Tom	0	0.0
Trespass	0	0.0
All Other Offenses	0	0.0

2018 Fall Term Campus Population	
Undergraduate Enrollment	233
Graduate Enrollment	0
Staff Personnel	11
Faculty Personnel	20
Security Personnel	0
Total Campus Population	264



Tennessee College of Applied Technology at Dickson - 2018

GROUP A OFFENSES	Offense	Rate per 1,000	Cleared	% Cleared
Homicide Offenses (Total)	0	0.0	0	0.0
Murder	0	0.0	0	0.0
Negligent Manslaughter	0	0.0	0	0.0
Negligent Vehicular Manslaughter	0	0.0	0	0.0
Kidnapping/Abduction	0	0.0	0	0.0
Sex Offenses (Forcible) (Total)	1	1.7	1	100.0
Forcible Rape	1	1.7	1	100.0
Forcible Sodomy	0	0.0	0	0.0
Sexual Assault W/Object	0	0.0	0	0.0
Forcible Fondling	0	0.0	0	0.0
Robbery	0	0.0	0	0.0
Assault Offenses (Total)	0	0.0	0	0.0
Aggravated Assault	0	0.0	0	0.0
Simple Assault	0	0.0	0	0.0
Intimidation	0	0.0	0	0.0
Stalking	0	0.0	0	0.0
Arson	0	0.0	0	0.0
Extortion/Blackmail	0	0.0	0	0.0
Burglary	2	3.4	1	50.0
Larceny/Theft Offenses (Total)	1	1.7	0	0.0
Theft - Pocket-picking	0	0.0	0	0.0
Theft - Purse Snatching	0	0.0	0	0.0
Theft - Shoplifting	0	0.0	0	0.0
Theft From Building	0	0.0	0	0.0
Theft From Coin Machine	0	0.0	0	0.0
Theft From Motor Vehicle	0	0.0	0	0.0
Theft of Motor Vehicle Parts	1	1.7	0	0.0
Theft - All Other Larceny	0	0.0	0	0.0
Motor Vehicle Theft	0	0.0	0	0.0
Counterfeiting/Forgery	0	0.0	0	0.0
Fraud Offenses (Total)	0	0.0	0	0.0
Fraud - Computer Hacking/Invasion	0	0.0	0	0.0
Fraud - Credit Card/ATM	0	0.0	0	0.0
Fraud - False Pretenses	0	0.0	0	0.0
Fraud - Identity Theft	0	0.0	0	0.0
Fraud - Impersonation	0	0.0	0	0.0
Fraud - Welfare	0	0.0	0	0.0
Fraud - Wire	0	0.0	0	0.0
Embezzlement	0	0.0	0	0.0
Stolen Property Offenses	0	0.0	0	0.0
Destruction/Damage/Vandalism	2	3.4	1	50.0
Drug/Narcotic Violations (Total)	1	1.7	1	100.0
Drug/Narcotic Violations	1	1.7	1	100.0
Drug/Narcotic Equipment Violations	0	0.0	0	0.0

GROUP A OFFENSES	Offense	Rate per 1,000	Cleared	% Cleared
Sex Offenses (Nonforcible) (Total)	0	0.0	0	0.0
Incest	0	0.0	0	0.0
Statutory Rape	0	0.0	0	0.0
Pornography/Obscene Material	0	0.0	0	0.0
Gambling Offenses (Total)	0	0.0	0	0.0
Gambling - Betting/Wagering	0	0.0	0	0.0
Gambling - Operating/Promoting	0	0.0	0	0.0
Gambling - Equipment Violations	0	0.0	0	0.0
Gambling - Sports Tampering	0	0.0	0	0.0
Prostitution Offenses (Total)	0	0.0	0	0.0
Prostitution	0	0.0	0	0.0
Prostitution Assisting/Promoting	0	0.0	0	0.0
Purchasing Prostitution	0	0.0	0	0.0
Human Trafficking Offenses (Total)	0	0.0	0	0.0
Commercial Sex Acts	0	0.0	0	0.0
Involuntary Servitude	0	0.0	0	0.0
Bribery	0	0.0	0	0.0
Weapon Law Violations	0	0.0	0	0.0
Animal Cruelty	0	0.0	0	0.0

GROUP B OFFENSES	Offenses	Rate per 1,000
Bad Checks	0	0.0
Curfew/Vagrancy	0	0.0
Disorderly Conduct	0	0.0
DUI	0	0.0
Drunkenness	0	0.0
Family-Non Violent	0	0.0
Liquor Law Violations	0	0.0
Peeping Tom	0	0.0
Trespass	0	0.0
All Other Offenses	0	0.0

2018 Fall Term Campus Population	
Undergraduate Enrollment	531
Graduate Enrollment	0
Staff Personnel	24
Faculty Personnel	37
Security Personnel	0
Total Campus Population	592



Tennessee College of Applied Technology at Elizabethton - 2018

GROUP A OFFENSES	Offense	Rate per 1,000	Cleared	% Cleared
Homicide Offenses (Total)	0	0.0	0	0.0
Murder	0	0.0	0	0.0
Negligent Manslaughter	0	0.0	0	0.0
Negligent Vehicular Manslaughter	0	0.0	0	0.0
Kidnapping/Abduction	0	0.0	0	0.0
Sex Offenses (Forcible) (Total)	0	0.0	0	0.0
Forcible Rape	0	0.0	0	0.0
Forcible Sodomy	0	0.0	0	0.0
Sexual Assault W/Object	0	0.0	0	0.0
Forcible Fondling	0	0.0	0	0.0
Robbery	0	0.0	0	0.0
Assault Offenses (Total)	0	0.0	0	0.0
Aggravated Assault	0	0.0	0	0.0
Simple Assault	0	0.0	0	0.0
Intimidation	0	0.0	0	0.0
Stalking	0	0.0	0	0.0
Arson	0	0.0	0	0.0
Extortion/Blackmail	0	0.0	0	0.0
Burglary	0	0.0	0	0.0
Larceny/Theft Offenses (Total)	0	0.0	0	0.0
Theft - Pocket-picking	0	0.0	0	0.0
Theft - Purse Snatching	0	0.0	0	0.0
Theft - Shoplifting	0	0.0	0	0.0
Theft From Building	0	0.0	0	0.0
Theft From Coin Machine	0	0.0	0	0.0
Theft From Motor Vehicle	0	0.0	0	0.0
Theft of Motor Vehicle Parts	0	0.0	0	0.0
Theft - All Other Larceny	0	0.0	0	0.0
Motor Vehicle Theft	0	0.0	0	0.0
Counterfeiting/Forgery	0	0.0	0	0.0
Fraud Offenses (Total)	0	0.0	0	0.0
Fraud - Computer Hacking/Invasion	0	0.0	0	0.0
Fraud - Credit Card/ATM	0	0.0	0	0.0
Fraud - False Pretenses	0	0.0	0	0.0
Fraud - Identity Theft	0	0.0	0	0.0
Fraud - Impersonation	0	0.0	0	0.0
Fraud - Welfare	0	0.0	0	0.0
Fraud - Wire	0	0.0	0	0.0
Embezzlement	0	0.0	0	0.0
Stolen Property Offenses	0	0.0	0	0.0
Destruction/Damage/Vandalism	1	2.1	0	0.0
Drug/Narcotic Violations (Total)	0	0.0	0	0.0
Drug/Narcotic Violations	0	0.0	0	0.0
Drug/Narcotic Equipment Violations	0	0.0	0	0.0

GROUP A OFFENSES	Offense	Rate per 1,000	Cleared	% Cleared
Sex Offenses (Nonforcible) (Total)	0	0.0	0	0.0
Incest	0	0.0	0	0.0
Statutory Rape	0	0.0	0	0.0
Pornography/Obscene Material	0	0.0	0	0.0
Gambling Offenses (Total)	0	0.0	0	0.0
Gambling - Betting/Wagering	0	0.0	0	0.0
Gambling - Operating/Promoting	0	0.0	0	0.0
Gambling - Equipment Violations	0	0.0	0	0.0
Gambling - Sports Tampering	0	0.0	0	0.0
Prostitution Offenses (Total)	0	0.0	0	0.0
Prostitution	0	0.0	0	0.0
Prostitution Assisting/Promoting	0	0.0	0	0.0
Purchasing Prostitution	0	0.0	0	0.0
Human Trafficking Offenses (Total)	0	0.0	0	0.0
Commercial Sex Acts	0	0.0	0	0.0
Involuntary Servitude	0	0.0	0	0.0
Bribery	0	0.0	0	0.0
Weapon Law Violations	0	0.0	0	0.0
Animal Cruelty	0	0.0	0	0.0

GROUP B OFFENSES	Offenses	Rate per 1,000
Bad Checks	0	0.0
Curfew/Vagrancy	0	0.0
Disorderly Conduct	0	0.0
DUI	0	0.0
Drunkenness	0	0.0
Family-Non Violent	0	0.0
Liquor Law Violations	0	0.0
Peeping Tom	0	0.0
Trespass	0	0.0
All Other Offenses	0	0.0

2018 Fall Term Campus Population	
Undergraduate Enrollment	441
Graduate Enrollment	0
Staff Personnel	25
Faculty Personnel	19
Security Personnel	0
Total Campus Population	485



Tennessee College of Applied Technology at Harriman - 2018

GROUP A OFFENSES	Offense	Rate per 1,000	Cleared	% Cleared
Homicide Offenses (Total)	0	0.0	0	0.0
Murder	0	0.0	0	0.0
Negligent Manslaughter	0	0.0	0	0.0
Negligent Vehicular Manslaughter	0	0.0	0	0.0
Kidnapping/Abduction	0	0.0	0	0.0
Sex Offenses (Forcible) (Total)	0	0.0	0	0.0
Forcible Rape	0	0.0	0	0.0
Forcible Sodomy	0	0.0	0	0.0
Sexual Assault W/Object	0	0.0	0	0.0
Forcible Fondling	0	0.0	0	0.0
Robbery	0	0.0	0	0.0
Assault Offenses (Total)	0	0.0	0	0.0
Aggravated Assault	0	0.0	0	0.0
Simple Assault	0	0.0	0	0.0
Intimidation	0	0.0	0	0.0
Stalking	0	0.0	0	0.0
Arson	0	0.0	0	0.0
Extortion/Blackmail	0	0.0	0	0.0
Burglary	0	0.0	0	0.0
Larceny/Theft Offenses (Total)	0	0.0	0	0.0
Theft - Pocket-picking	0	0.0	0	0.0
Theft - Purse Snatching	0	0.0	0	0.0
Theft - Shoplifting	0	0.0	0	0.0
Theft From Building	0	0.0	0	0.0
Theft From Coin Machine	0	0.0	0	0.0
Theft From Motor Vehicle	0	0.0	0	0.0
Theft of Motor Vehicle Parts	0	0.0	0	0.0
Theft - All Other Larceny	0	0.0	0	0.0
Motor Vehicle Theft	0	0.0	0	0.0
Counterfeiting/Forgery	0	0.0	0	0.0
Fraud Offenses (Total)	0	0.0	0	0.0
Fraud - Computer Hacking/Invasion	0	0.0	0	0.0
Fraud - Credit Card/ATM	0	0.0	0	0.0
Fraud - False Pretenses	0	0.0	0	0.0
Fraud - Identity Theft	0	0.0	0	0.0
Fraud - Impersonation	0	0.0	0	0.0
Fraud - Welfare	0	0.0	0	0.0
Fraud - Wire	0	0.0	0	0.0
Embezzlement	0	0.0	0	0.0
Stolen Property Offenses	0	0.0	0	0.0
Destruction/Damage/Vandalism	0	0.0	0	0.0
Drug/Narcotic Violations (Total)	0	0.0	0	0.0
Drug/Narcotic Violations	0	0.0	0	0.0
Drug/Narcotic Equipment Violations	0	0.0	0	0.0

GROUP A OFFENSES	Offense	Rate per 1,000	Cleared	% Cleared
Sex Offenses (Nonforcible) (Total)	0	0.0	0	0.0
Incest	0	0.0	0	0.0
Statutory Rape	0	0.0	0	0.0
Pornography/Obscene Material	0	0.0	0	0.0
Gambling Offenses (Total)	0	0.0	0	0.0
Gambling - Betting/Wagering	0	0.0	0	0.0
Gambling - Operating/Promoting	0	0.0	0	0.0
Gambling - Equipment Violations	0	0.0	0	0.0
Gambling - Sports Tampering	0	0.0	0	0.0
Prostitution Offenses (Total)	0	0.0	0	0.0
Prostitution	0	0.0	0	0.0
Prostitution Assisting/Promoting	0	0.0	0	0.0
Purchasing Prostitution	0	0.0	0	0.0
Human Trafficking Offenses (Total)	0	0.0	0	0.0
Commercial Sex Acts	0	0.0	0	0.0
Involuntary Servitude	0	0.0	0	0.0
Bribery	0	0.0	0	0.0
Weapon Law Violations	0	0.0	0	0.0
Animal Cruelty	0	0.0	0	0.0

GROUP B OFFENSES	Offenses	Rate per 1,000
Bad Checks	0	0.0
Curfew/Vagrancy	0	0.0
Disorderly Conduct	0	0.0
DUI	0	0.0
Drunkenness	0	0.0
Family-Non Violent	0	0.0
Liquor Law Violations	0	0.0
Peeping Tom	0	0.0
Trespass	0	0.0
All Other Offenses	0	0.0

2018 Fall Term Campus Population	
Undergraduate Enrollment	253
Graduate Enrollment	0
Staff Personnel	9
Faculty Personnel	27
Security Personnel	0
Total Campus Population	289



Tennessee College of Applied Technology at Hartsville - 2018

GROUP A OFFENSES	Offense	Rate per 1,000	Cleared	% Cleared
Homicide Offenses (Total)	0	0.0	0	0.0
Murder	0	0.0	0	0.0
Negligent Manslaughter	0	0.0	0	0.0
Negligent Vehicular Manslaughter	0	0.0	0	0.0
Kidnapping/Abduction	0	0.0	0	0.0
Sex Offenses (Forcible) (Total)	0	0.0	0	0.0
Forcible Rape	0	0.0	0	0.0
Forcible Sodomy	0	0.0	0	0.0
Sexual Assault W/Object	0	0.0	0	0.0
Forcible Fondling	0	0.0	0	0.0
Robbery	0	0.0	0	0.0
Assault Offenses (Total)	0	0.0	0	0.0
Aggravated Assault	0	0.0	0	0.0
Simple Assault	0	0.0	0	0.0
Intimidation	0	0.0	0	0.0
Stalking	0	0.0	0	0.0
Arson	0	0.0	0	0.0
Extortion/Blackmail	0	0.0	0	0.0
Burglary	0	0.0	0	0.0
Larceny/Theft Offenses (Total)	0	0.0	0	0.0
Theft - Pocket-picking	0	0.0	0	0.0
Theft - Purse Snatching	0	0.0	0	0.0
Theft - Shoplifting	0	0.0	0	0.0
Theft From Building	0	0.0	0	0.0
Theft From Coin Machine	0	0.0	0	0.0
Theft From Motor Vehicle	0	0.0	0	0.0
Theft of Motor Vehicle Parts	0	0.0	0	0.0
Theft - All Other Larceny	0	0.0	0	0.0
Motor Vehicle Theft	0	0.0	0	0.0
Counterfeiting/Forgery	0	0.0	0	0.0
Fraud Offenses (Total)	0	0.0	0	0.0
Fraud - Computer Hacking/Invasion	0	0.0	0	0.0
Fraud - Credit Card/ATM	0	0.0	0	0.0
Fraud - False Pretenses	0	0.0	0	0.0
Fraud - Identity Theft	0	0.0	0	0.0
Fraud - Impersonation	0	0.0	0	0.0
Fraud - Welfare	0	0.0	0	0.0
Fraud - Wire	0	0.0	0	0.0
Embezzlement	0	0.0	0	0.0
Stolen Property Offenses	0	0.0	0	0.0
Destruction/Damage/Vandalism	0	0.0	0	0.0
Drug/Narcotic Violations (Total)	0	0.0	0	0.0
Drug/Narcotic Violations	0	0.0	0	0.0
Drug/Narcotic Equipment Violations	0	0.0	0	0.0

GROUP A OFFENSES	Offense	Rate per 1,000	Cleared	% Cleared
Sex Offenses (Nonforcible) (Total)	0	0.0	0	0.0
Incest	0	0.0	0	0.0
Statutory Rape	0	0.0	0	0.0
Pornography/Obscene Material	0	0.0	0	0.0
Gambling Offenses (Total)	0	0.0	0	0.0
Gambling - Betting/Wagering	0	0.0	0	0.0
Gambling - Operating/Promoting	0	0.0	0	0.0
Gambling - Equipment Violations	0	0.0	0	0.0
Gambling - Sports Tampering	0	0.0	0	0.0
Prostitution Offenses (Total)	0	0.0	0	0.0
Prostitution	0	0.0	0	0.0
Prostitution Assisting/Promoting	0	0.0	0	0.0
Purchasing Prostitution	0	0.0	0	0.0
Human Trafficking Offenses (Total)	0	0.0	0	0.0
Commercial Sex Acts	0	0.0	0	0.0
Involuntary Servitude	0	0.0	0	0.0
Bribery	0	0.0	0	0.0
Weapon Law Violations	0	0.0	0	0.0
Animal Cruelty	0	0.0	0	0.0

GROUP B OFFENSES	Offenses	Rate per 1,000
Bad Checks	0	0.0
Curfew/Vagrancy	0	0.0
Disorderly Conduct	0	0.0
DUI	0	0.0
Drunkenness	0	0.0
Family-Non Violent	0	0.0
Liquor Law Violations	0	0.0
Peeping Tom	0	0.0
Trespass	0	0.0
All Other Offenses	0	0.0

2018 Fall Term Campus Population	
Undergraduate Enrollment	478
Graduate Enrollment	0
Staff Personnel	11
Faculty Personnel	30
Security Personnel	0
Total Campus Population	519



Tennessee College of Applied Technology at Hohenwald - 2018

GROUP A OFFENSES	Offense	Rate per 1,000	Cleared	% Cleared
Homicide Offenses (Total)	0	0.0	0	0.0
Murder	0	0.0	0	0.0
Negligent Manslaughter	0	0.0	0	0.0
Negligent Vehicular Manslaughter	0	0.0	0	0.0
Kidnapping/Abduction	0	0.0	0	0.0
Sex Offenses (Forcible) (Total)	0	0.0	0	0.0
Forcible Rape	0	0.0	0	0.0
Forcible Sodomy	0	0.0	0	0.0
Sexual Assault W/Object	0	0.0	0	0.0
Forcible Fondling	0	0.0	0	0.0
Robbery	0	0.0	0	0.0
Assault Offenses (Total)	0	0.0	0	0.0
Aggravated Assault	0	0.0	0	0.0
Simple Assault	0	0.0	0	0.0
Intimidation	0	0.0	0	0.0
Stalking	0	0.0	0	0.0
Arson	0	0.0	0	0.0
Extortion/Blackmail	0	0.0	0	0.0
Burglary	0	0.0	0	0.0
Larceny/Theft Offenses (Total)	0	0.0	0	0.0
Theft - Pocket-picking	0	0.0	0	0.0
Theft - Purse Snatching	0	0.0	0	0.0
Theft - Shoplifting	0	0.0	0	0.0
Theft From Building	0	0.0	0	0.0
Theft From Coin Machine	0	0.0	0	0.0
Theft From Motor Vehicle	0	0.0	0	0.0
Theft of Motor Vehicle Parts	0	0.0	0	0.0
Theft - All Other Larceny	0	0.0	0	0.0
Motor Vehicle Theft	0	0.0	0	0.0
Counterfeiting/Forgery	0	0.0	0	0.0
Fraud Offenses (Total)	0	0.0	0	0.0
Fraud - Computer Hacking/Invasion	0	0.0	0	0.0
Fraud - Credit Card/ATM	0	0.0	0	0.0
Fraud - False Pretenses	0	0.0	0	0.0
Fraud - Identity Theft	0	0.0	0	0.0
Fraud - Impersonation	0	0.0	0	0.0
Fraud - Welfare	0	0.0	0	0.0
Fraud - Wire	0	0.0	0	0.0
Embezzlement	0	0.0	0	0.0
Stolen Property Offenses	0	0.0	0	0.0
Destruction/Damage/Vandalism	0	0.0	0	0.0
Drug/Narcotic Violations (Total)	0	0.0	0	0.0
Drug/Narcotic Violations	0	0.0	0	0.0
Drug/Narcotic Equipment Violations	0	0.0	0	0.0

GROUP A OFFENSES	Offense	Rate per 1,000	Cleared	% Cleared
Sex Offenses (Nonforcible) (Total)	0	0.0	0	0.0
Incest	0	0.0	0	0.0
Statutory Rape	0	0.0	0	0.0
Pornography/Obscene Material	0	0.0	0	0.0
Gambling Offenses (Total)	0	0.0	0	0.0
Gambling - Betting/Wagering	0	0.0	0	0.0
Gambling - Operating/Promoting	0	0.0	0	0.0
Gambling - Equipment Violations	0	0.0	0	0.0
Gambling - Sports Tampering	0	0.0	0	0.0
Prostitution Offenses (Total)	0	0.0	0	0.0
Prostitution	0	0.0	0	0.0
Prostitution Assisting/Promoting	0	0.0	0	0.0
Purchasing Prostitution	0	0.0	0	0.0
Human Trafficking Offenses (Total)	0	0.0	0	0.0
Commercial Sex Acts	0	0.0	0	0.0
Involuntary Servitude	0	0.0	0	0.0
Bribery	0	0.0	0	0.0
Weapon Law Violations	0	0.0	0	0.0
Animal Cruelty	0	0.0	0	0.0

GROUP B OFFENSES	Offenses	Rate per 1,000
Bad Checks	0	0.0
Curfew/Vagrancy	0	0.0
Disorderly Conduct	0	0.0
DUI	0	0.0
Drunkenness	0	0.0
Family-Non Violent	0	0.0
Liquor Law Violations	0	0.0
Peeping Tom	0	0.0
Trespass	0	0.0
All Other Offenses	0	0.0

2018 Fall Term Campus Population	
Undergraduate Enrollment	606
Graduate Enrollment	0
Staff Personnel	11
Faculty Personnel	23
Security Personnel	0
Total Campus Population	640



Tennessee College of Applied Technology at Jacksboro - 2018

GROUP A OFFENSES	Offense	Rate per 1,000	Cleared	% Cleared
Homicide Offenses (Total)	0	0.0	0	0.0
Murder	0	0.0	0	0.0
Negligent Manslaughter	0	0.0	0	0.0
Negligent Vehicular Manslaughter	0	0.0	0	0.0
Kidnapping/Abduction	0	0.0	0	0.0
Sex Offenses (Forcible) (Total)	0	0.0	0	0.0
Forcible Rape	0	0.0	0	0.0
Forcible Sodomy	0	0.0	0	0.0
Sexual Assault W/Object	0	0.0	0	0.0
Forcible Fondling	0	0.0	0	0.0
Robbery	0	0.0	0	0.0
Assault Offenses (Total)	0	0.0	0	0.0
Aggravated Assault	0	0.0	0	0.0
Simple Assault	0	0.0	0	0.0
Intimidation	0	0.0	0	0.0
Stalking	0	0.0	0	0.0
Arson	0	0.0	0	0.0
Extortion/Blackmail	0	0.0	0	0.0
Burglary	0	0.0	0	0.0
Larceny/Theft Offenses (Total)	0	0.0	0	0.0
Theft - Pocket-picking	0	0.0	0	0.0
Theft - Purse Snatching	0	0.0	0	0.0
Theft - Shoplifting	0	0.0	0	0.0
Theft From Building	0	0.0	0	0.0
Theft From Coin Machine	0	0.0	0	0.0
Theft From Motor Vehicle	0	0.0	0	0.0
Theft of Motor Vehicle Parts	0	0.0	0	0.0
Theft - All Other Larceny	0	0.0	0	0.0
Motor Vehicle Theft	0	0.0	0	0.0
Counterfeiting/Forgery	0	0.0	0	0.0
Fraud Offenses (Total)	0	0.0	0	0.0
Fraud - Computer Hacking/Invasion	0	0.0	0	0.0
Fraud - Credit Card/ATM	0	0.0	0	0.0
Fraud - False Pretenses	0	0.0	0	0.0
Fraud - Identity Theft	0	0.0	0	0.0
Fraud - Impersonation	0	0.0	0	0.0
Fraud - Welfare	0	0.0	0	0.0
Fraud - Wire	0	0.0	0	0.0
Embezzlement	0	0.0	0	0.0
Stolen Property Offenses	0	0.0	0	0.0
Destruction/Damage/Vandalism	0	0.0	0	0.0
Drug/Narcotic Violations (Total)	0	0.0	0	0.0
Drug/Narcotic Violations	0	0.0	0	0.0
Drug/Narcotic Equipment Violations	0	0.0	0	0.0

GROUP A OFFENSES	Offense	Rate per 1,000	Cleared	% Cleared
Sex Offenses (Nonforcible) (Total)	0	0.0	0	0.0
Incest	0	0.0	0	0.0
Statutory Rape	0	0.0	0	0.0
Pornography/Obscene Material	0	0.0	0	0.0
Gambling Offenses (Total)	0	0.0	0	0.0
Gambling - Betting/Wagering	0	0.0	0	0.0
Gambling - Operating/Promoting	0	0.0	0	0.0
Gambling - Equipment Violations	0	0.0	0	0.0
Gambling - Sports Tampering	0	0.0	0	0.0
Prostitution Offenses (Total)	0	0.0	0	0.0
Prostitution	0	0.0	0	0.0
Prostitution Assisting/Promoting	0	0.0	0	0.0
Purchasing Prostitution	0	0.0	0	0.0
Human Trafficking Offenses (Total)	0	0.0	0	0.0
Commercial Sex Acts	0	0.0	0	0.0
Involuntary Servitude	0	0.0	0	0.0
Bribery	0	0.0	0	0.0
Weapon Law Violations	0	0.0	0	0.0
Animal Cruelty	0	0.0	0	0.0

GROUP B OFFENSES	Offenses	Rate per 1,000
Bad Checks	0	0.0
Curfew/Vagrancy	0	0.0
Disorderly Conduct	0	0.0
DUI	0	0.0
Drunkenness	0	0.0
Family-Non Violent	0	0.0
Liquor Law Violations	0	0.0
Peeping Tom	0	0.0
Trespass	0	0.0
All Other Offenses	0	0.0

2018 Fall Term Campus Population	
Undergraduate Enrollment	241
Graduate Enrollment	0
Staff Personnel	7
Faculty Personnel	15
Security Personnel	0
Total Campus Population	263



Tennessee College of Applied Technology at Jackson - 2018

GROUP A OFFENSES	Offense	Rate per 1,000	Cleared	% Cleared
Homicide Offenses (Total)	0	0.0	0	0.0
Murder	0	0.0	0	0.0
Negligent Manslaughter	0	0.0	0	0.0
Negligent Vehicular Manslaughter	0	0.0	0	0.0
Kidnapping/Abduction	0	0.0	0	0.0
Sex Offenses (Forcible) (Total)	0	0.0	0	0.0
Forcible Rape	0	0.0	0	0.0
Forcible Sodomy	0	0.0	0	0.0
Sexual Assault W/Object	0	0.0	0	0.0
Forcible Fondling	0	0.0	0	0.0
Robbery	0	0.0	0	0.0
Assault Offenses (Total)	1	2.3	0	0.0
Aggravated Assault	0	0.0	0	0.0
Simple Assault	0	0.0	0	0.0
Intimidation	1	2.3	0	0.0
Stalking	0	0.0	0	0.0
Arson	0	0.0	0	0.0
Extortion/Blackmail	0	0.0	0	0.0
Burglary	0	0.0	0	0.0
Larceny/Theft Offenses (Total)	1	2.3	0	0.0
Theft - Pocket-picking	0	0.0	0	0.0
Theft - Purse Snatching	0	0.0	0	0.0
Theft - Shoplifting	0	0.0	0	0.0
Theft From Building	1	2.3	0	0.0
Theft From Coin Machine	0	0.0	0	0.0
Theft From Motor Vehicle	0	0.0	0	0.0
Theft of Motor Vehicle Parts	0	0.0	0	0.0
Theft - All Other Larceny	0	0.0	0	0.0
Motor Vehicle Theft	0	0.0	0	0.0
Counterfeiting/Forgery	0	0.0	0	0.0
Fraud Offenses (Total)	0	0.0	0	0.0
Fraud - Computer Hacking/Invasion	0	0.0	0	0.0
Fraud - Credit Card/ATM	0	0.0	0	0.0
Fraud - False Pretenses	0	0.0	0	0.0
Fraud - Identity Theft	0	0.0	0	0.0
Fraud - Impersonation	0	0.0	0	0.0
Fraud - Welfare	0	0.0	0	0.0
Fraud - Wire	0	0.0	0	0.0
Embezzlement	0	0.0	0	0.0
Stolen Property Offenses	0	0.0	0	0.0
Destruction/Damage/Vandalism	0	0.0	0	0.0
Drug/Narcotic Violations (Total)	0	0.0	0	0.0
Drug/Narcotic Violations	0	0.0	0	0.0
Drug/Narcotic Equipment Violations	0	0.0	0	0.0

GROUP A OFFENSES	Offense	Rate per 1,000	Cleared	% Cleared
Sex Offenses (Nonforcible) (Total)	0	0.0	0	0.0
Incest	0	0.0	0	0.0
Statutory Rape	0	0.0	0	0.0
Pornography/Obscene Material	0	0.0	0	0.0
Gambling Offenses (Total)	0	0.0	0	0.0
Gambling - Betting/Wagering	0	0.0	0	0.0
Gambling - Operating/Promoting	0	0.0	0	0.0
Gambling - Equipment Violations	0	0.0	0	0.0
Gambling - Sports Tampering	0	0.0	0	0.0
Prostitution Offenses (Total)	0	0.0	0	0.0
Prostitution	0	0.0	0	0.0
Prostitution Assisting/Promoting	0	0.0	0	0.0
Purchasing Prostitution	0	0.0	0	0.0
Human Trafficking Offenses (Total)	0	0.0	0	0.0
Commercial Sex Acts	0	0.0	0	0.0
Involuntary Servitude	0	0.0	0	0.0
Bribery	0	0.0	0	0.0
Weapon Law Violations	0	0.0	0	0.0
Animal Cruelty	0	0.0	0	0.0

GROUP B OFFENSES	Offenses	Rate per 1,000
Bad Checks	0	0.0
Curfew/Vagrancy	0	0.0
Disorderly Conduct	0	0.0
DUI	0	0.0
Drunkenness	0	0.0
Family-Non Violent	0	0.0
Liquor Law Violations	0	0.0
Peeping Tom	0	0.0
Trespass	0	0.0
All Other Offenses	0	0.0

2018 Fall Term Campus Population	
Undergraduate Enrollment	395
Graduate Enrollment	0
Staff Personnel	20
Faculty Personnel	22
Security Personnel	0
Total Campus Population	437



Tennessee College of Applied Technology at Knoxville - 2018

GROUP A OFFENSES	Offense	Rate per 1,000	Cleared	% Cleared
Homicide Offenses (Total)	0	0.0	0	0.0
Murder	0	0.0	0	0.0
Negligent Manslaughter	0	0.0	0	0.0
Negligent Vehicular Manslaughter	0	0.0	0	0.0
Kidnapping/Abduction	0	0.0	0	0.0
Sex Offenses (Forcible) (Total)	0	0.0	0	0.0
Forcible Rape	0	0.0	0	0.0
Forcible Sodomy	0	0.0	0	0.0
Sexual Assault W/Object	0	0.0	0	0.0
Forcible Fondling	0	0.0	0	0.0
Robbery	0	0.0	0	0.0
Assault Offenses (Total)	0	0.0	0	0.0
Aggravated Assault	0	0.0	0	0.0
Simple Assault	0	0.0	0	0.0
Intimidation	0	0.0	0	0.0
Stalking	0	0.0	0	0.0
Arson	0	0.0	0	0.0
Extortion/Blackmail	0	0.0	0	0.0
Burglary	0	0.0	0	0.0
Larceny/Theft Offenses (Total)	4	9.1	0	0.0
Theft - Pocket-picking	0	0.0	0	0.0
Theft - Purse Snatching	0	0.0	0	0.0
Theft - Shoplifting	0	0.0	0	0.0
Theft From Building	0	0.0	0	0.0
Theft From Coin Machine	0	0.0	0	0.0
Theft From Motor Vehicle	3	6.8	0	0.0
Theft of Motor Vehicle Parts	0	0.0	0	0.0
Theft - All Other Larceny	1	2.3	0	0.0
Motor Vehicle Theft	1	2.3	0	0.0
Counterfeiting/Forgery	0	0.0	0	0.0
Fraud Offenses (Total)	0	0.0	0	0.0
Fraud - Computer Hacking/Invasion	0	0.0	0	0.0
Fraud - Credit Card/ATM	0	0.0	0	0.0
Fraud - False Pretenses	0	0.0	0	0.0
Fraud - Identity Theft	0	0.0	0	0.0
Fraud - Impersonation	0	0.0	0	0.0
Fraud - Welfare	0	0.0	0	0.0
Fraud - Wire	0	0.0	0	0.0
Embezzlement	0	0.0	0	0.0
Stolen Property Offenses	0	0.0	0	0.0
Destruction/Damage/Vandalism	0	0.0	0	0.0
Drug/Narcotic Violations (Total)	0	0.0	0	0.0
Drug/Narcotic Violations	0	0.0	0	0.0
Drug/Narcotic Equipment Violations	0	0.0	0	0.0

GROUP A OFFENSES	Offense	Rate per 1,000	Cleared	% Cleared
Sex Offenses (Nonforcible) (Total)	0	0.0	0	0.0
Incest	0	0.0	0	0.0
Statutory Rape	0	0.0	0	0.0
Pornography/Obscene Material	0	0.0	0	0.0
Gambling Offenses (Total)	0	0.0	0	0.0
Gambling - Betting/Wagering	0	0.0	0	0.0
Gambling - Operating/Promoting	0	0.0	0	0.0
Gambling - Equipment Violations	0	0.0	0	0.0
Gambling - Sports Tampering	0	0.0	0	0.0
Prostitution Offenses (Total)	0	0.0	0	0.0
Prostitution	0	0.0	0	0.0
Prostitution Assisting/Promoting	0	0.0	0	0.0
Purchasing Prostitution	0	0.0	0	0.0
Human Trafficking Offenses (Total)	0	0.0	0	0.0
Commercial Sex Acts	0	0.0	0	0.0
Involuntary Servitude	0	0.0	0	0.0
Bribery	0	0.0	0	0.0
Weapon Law Violations	0	0.0	0	0.0
Animal Cruelty	0	0.0	0	0.0

GROUP B OFFENSES	Offenses	Rate per 1,000
Bad Checks	0	0.0
Curfew/Vagrancy	0	0.0
Disorderly Conduct	0	0.0
DUI	0	0.0
Drunkenness	0	0.0
Family-Non Violent	0	0.0
Liquor Law Violations	0	0.0
Peeping Tom	0	0.0
Trespass	0	0.0
All Other Offenses	0	0.0

2018 Fall Term Campus Population	
Undergraduate Enrollment	409
Graduate Enrollment	0
Staff Personnel	21
Faculty Personnel	0
Security Personnel	8
Total Campus Population	438



Tennessee College of Applied Technology at Livingston - 2018

GROUP A OFFENSES	Offense	Rate per 1,000	Cleared	% Cleared
Homicide Offenses (Total)	0	0.0	0	0.0
Murder	0	0.0	0	0.0
Negligent Manslaughter	0	0.0	0	0.0
Negligent Vehicular Manslaughter	0	0.0	0	0.0
Kidnapping/Abduction	0	0.0	0	0.0
Sex Offenses (Forcible) (Total)	0	0.0	0	0.0
Forcible Rape	0	0.0	0	0.0
Forcible Sodomy	0	0.0	0	0.0
Sexual Assault W/Object	0	0.0	0	0.0
Forcible Fondling	0	0.0	0	0.0
Robbery	0	0.0	0	0.0
Assault Offenses (Total)	0	0.0	0	0.0
Aggravated Assault	0	0.0	0	0.0
Simple Assault	0	0.0	0	0.0
Intimidation	0	0.0	0	0.0
Stalking	0	0.0	0	0.0
Arson	0	0.0	0	0.0
Extortion/Blackmail	0	0.0	0	0.0
Burglary	0	0.0	0	0.0
Larceny/Theft Offenses (Total)	0	0.0	0	0.0
Theft - Pocket-picking	0	0.0	0	0.0
Theft - Purse Snatching	0	0.0	0	0.0
Theft - Shoplifting	0	0.0	0	0.0
Theft From Building	0	0.0	0	0.0
Theft From Coin Machine	0	0.0	0	0.0
Theft From Motor Vehicle	0	0.0	0	0.0
Theft of Motor Vehicle Parts	0	0.0	0	0.0
Theft - All Other Larceny	0	0.0	0	0.0
Motor Vehicle Theft	0	0.0	0	0.0
Counterfeiting/Forgery	0	0.0	0	0.0
Fraud Offenses (Total)	0	0.0	0	0.0
Fraud - Computer Hacking/Invasion	0	0.0	0	0.0
Fraud - Credit Card/ATM	0	0.0	0	0.0
Fraud - False Pretenses	0	0.0	0	0.0
Fraud - Identity Theft	0	0.0	0	0.0
Fraud - Impersonation	0	0.0	0	0.0
Fraud - Welfare	0	0.0	0	0.0
Fraud - Wire	0	0.0	0	0.0
Embezzlement	0	0.0	0	0.0
Stolen Property Offenses	0	0.0	0	0.0
Destruction/Damage/Vandalism	0	0.0	0	0.0
Drug/Narcotic Violations (Total)	0	0.0	0	0.0
Drug/Narcotic Violations	0	0.0	0	0.0
Drug/Narcotic Equipment Violations	0	0.0	0	0.0

GROUP A OFFENSES	Offense	Rate per 1,000	Cleared	% Cleared
Sex Offenses (Nonforcible) (Total)	0	0.0	0	0.0
Incest	0	0.0	0	0.0
Statutory Rape	0	0.0	0	0.0
Pornography/Obscene Material	0	0.0	0	0.0
Gambling Offenses (Total)	0	0.0	0	0.0
Gambling - Betting/Wagering	0	0.0	0	0.0
Gambling - Operating/Promoting	0	0.0	0	0.0
Gambling - Equipment Violations	0	0.0	0	0.0
Gambling - Sports Tampering	0	0.0	0	0.0
Prostitution Offenses (Total)	0	0.0	0	0.0
Prostitution	0	0.0	0	0.0
Prostitution Assisting/Promoting	0	0.0	0	0.0
Purchasing Prostitution	0	0.0	0	0.0
Human Trafficking Offenses (Total)	0	0.0	0	0.0
Commercial Sex Acts	0	0.0	0	0.0
Involuntary Servitude	0	0.0	0	0.0
Bribery	0	0.0	0	0.0
Weapon Law Violations	0	0.0	0	0.0
Animal Cruelty	0	0.0	0	0.0

GROUP B OFFENSES	Offenses	Rate per 1,000
Bad Checks	0	0.0
Curfew/Vagrancy	0	0.0
Disorderly Conduct	0	0.0
DUI	0	0.0
Drunkenness	0	0.0
Family-Non Violent	0	0.0
Liquor Law Violations	0	0.0
Peeping Tom	0	0.0
Trespass	0	0.0
All Other Offenses	0	0.0

2018 Fall Term Campus Population	
Undergraduate Enrollment	343
Graduate Enrollment	0
Staff Personnel	13
Faculty Personnel	19
Security Personnel	0
Total Campus Population	375



Tennessee College of Applied Technology at McKenzie - 2018

GROUP A OFFENSES	Offense	Rate per 1,000	Cleared	% Cleared
Homicide Offenses (Total)	0	0.0	0	0.0
Murder	0	0.0	0	0.0
Negligent Manslaughter	0	0.0	0	0.0
Negligent Vehicular Manslaughter	0	0.0	0	0.0
Kidnapping/Abduction	0	0.0	0	0.0
Sex Offenses (Forcible) (Total)	0	0.0	0	0.0
Forcible Rape	0	0.0	0	0.0
Forcible Sodomy	0	0.0	0	0.0
Sexual Assault W/Object	0	0.0	0	0.0
Forcible Fondling	0	0.0	0	0.0
Robbery	0	0.0	0	0.0
Assault Offenses (Total)	0	0.0	0	0.0
Aggravated Assault	0	0.0	0	0.0
Simple Assault	0	0.0	0	0.0
Intimidation	0	0.0	0	0.0
Stalking	0	0.0	0	0.0
Arson	0	0.0	0	0.0
Extortion/Blackmail	0	0.0	0	0.0
Burglary	0	0.0	0	0.0
Larceny/Theft Offenses (Total)	0	0.0	0	0.0
Theft - Pocket-picking	0	0.0	0	0.0
Theft - Purse Snatching	0	0.0	0	0.0
Theft - Shoplifting	0	0.0	0	0.0
Theft From Building	0	0.0	0	0.0
Theft From Coin Machine	0	0.0	0	0.0
Theft From Motor Vehicle	0	0.0	0	0.0
Theft of Motor Vehicle Parts	0	0.0	0	0.0
Theft - All Other Larceny	0	0.0	0	0.0
Motor Vehicle Theft	0	0.0	0	0.0
Counterfeiting/Forgery	0	0.0	0	0.0
Fraud Offenses (Total)	0	0.0	0	0.0
Fraud - Computer Hacking/Invasion	0	0.0	0	0.0
Fraud - Credit Card/ATM	0	0.0	0	0.0
Fraud - False Pretenses	0	0.0	0	0.0
Fraud - Identity Theft	0	0.0	0	0.0
Fraud - Impersonation	0	0.0	0	0.0
Fraud - Welfare	0	0.0	0	0.0
Fraud - Wire	0	0.0	0	0.0
Embezzlement	0	0.0	0	0.0
Stolen Property Offenses	0	0.0	0	0.0
Destruction/Damage/Vandalism	0	0.0	0	0.0
Drug/Narcotic Violations (Total)	0	0.0	0	0.0
Drug/Narcotic Violations	0	0.0	0	0.0
Drug/Narcotic Equipment Violations	0	0.0	0	0.0

GROUP A OFFENSES	Offense	Rate per 1,000	Cleared	% Cleared
Sex Offenses (Nonforcible) (Total)	0	0.0	0	0.0
Incest	0	0.0	0	0.0
Statutory Rape	0	0.0	0	0.0
Pornography/Obscene Material	0	0.0	0	0.0
Gambling Offenses (Total)	0	0.0	0	0.0
Gambling - Betting/Wagering	0	0.0	0	0.0
Gambling - Operating/Promoting	0	0.0	0	0.0
Gambling - Equipment Violations	0	0.0	0	0.0
Gambling - Sports Tampering	0	0.0	0	0.0
Prostitution Offenses (Total)	0	0.0	0	0.0
Prostitution	0	0.0	0	0.0
Prostitution Assisting/Promoting	0	0.0	0	0.0
Purchasing Prostitution	0	0.0	0	0.0
Human Trafficking Offenses (Total)	0	0.0	0	0.0
Commercial Sex Acts	0	0.0	0	0.0
Involuntary Servitude	0	0.0	0	0.0
Bribery	0	0.0	0	0.0
Weapon Law Violations	0	0.0	0	0.0
Animal Cruelty	0	0.0	0	0.0

GROUP B OFFENSES	Offenses	Rate per 1,000
Bad Checks	0	0.0
Curfew/Vagrancy	0	0.0
Disorderly Conduct	0	0.0
DUI	0	0.0
Drunkenness	0	0.0
Family-Non Violent	0	0.0
Liquor Law Violations	0	0.0
Peeping Tom	0	0.0
Trespass	0	0.0
All Other Offenses	0	0.0

2018 Fall Term Campus Population	
Undergraduate Enrollment	168
Graduate Enrollment	0
Staff Personnel	8
Faculty Personnel	11
Security Personnel	0
Total Campus Population	187



Tennessee College of Applied Technology at McMinnville - 2018

GROUP A OFFENSES	Offense	Rate per 1,000	Cleared	% Cleared
Homicide Offenses (Total)	0	0.0	0	0.0
Murder	0	0.0	0	0.0
Negligent Manslaughter	0	0.0	0	0.0
Negligent Vehicular Manslaughter	0	0.0	0	0.0
Kidnapping/Abduction	0	0.0	0	0.0
Sex Offenses (Forcible) (Total)	0	0.0	0	0.0
Forcible Rape	0	0.0	0	0.0
Forcible Sodomy	0	0.0	0	0.0
Sexual Assault W/Object	0	0.0	0	0.0
Forcible Fondling	0	0.0	0	0.0
Robbery	0	0.0	0	0.0
Assault Offenses (Total)	0	0.0	0	0.0
Aggravated Assault	0	0.0	0	0.0
Simple Assault	0	0.0	0	0.0
Intimidation	0	0.0	0	0.0
Stalking	0	0.0	0	0.0
Arson	0	0.0	0	0.0
Extortion/Blackmail	0	0.0	0	0.0
Burglary	0	0.0	0	0.0
Larceny/Theft Offenses (Total)	0	0.0	0	0.0
Theft - Pocket-picking	0	0.0	0	0.0
Theft - Purse Snatching	0	0.0	0	0.0
Theft - Shoplifting	0	0.0	0	0.0
Theft From Building	0	0.0	0	0.0
Theft From Coin Machine	0	0.0	0	0.0
Theft From Motor Vehicle	0	0.0	0	0.0
Theft of Motor Vehicle Parts	0	0.0	0	0.0
Theft - All Other Larceny	0	0.0	0	0.0
Motor Vehicle Theft	0	0.0	0	0.0
Counterfeiting/Forgery	0	0.0	0	0.0
Fraud Offenses (Total)	0	0.0	0	0.0
Fraud - Computer Hacking/Invasion	0	0.0	0	0.0
Fraud - Credit Card/ATM	0	0.0	0	0.0
Fraud - False Pretenses	0	0.0	0	0.0
Fraud - Identity Theft	0	0.0	0	0.0
Fraud - Impersonation	0	0.0	0	0.0
Fraud - Welfare	0	0.0	0	0.0
Fraud - Wire	0	0.0	0	0.0
Embezzlement	0	0.0	0	0.0
Stolen Property Offenses	0	0.0	0	0.0
Destruction/Damage/Vandalism	0	0.0	0	0.0
Drug/Narcotic Violations (Total)	0	0.0	0	0.0
Drug/Narcotic Violations	0	0.0	0	0.0
Drug/Narcotic Equipment Violations	0	0.0	0	0.0

GROUP A OFFENSES	Offense	Rate per 1,000	Cleared	% Cleared
Sex Offenses (Nonforcible) (Total)	0	0.0	0	0.0
Incest	0	0.0	0	0.0
Statutory Rape	0	0.0	0	0.0
Pornography/Obscene Material	0	0.0	0	0.0
Gambling Offenses (Total)	0	0.0	0	0.0
Gambling - Betting/Wagering	0	0.0	0	0.0
Gambling - Operating/Promoting	0	0.0	0	0.0
Gambling - Equipment Violations	0	0.0	0	0.0
Gambling - Sports Tampering	0	0.0	0	0.0
Prostitution Offenses (Total)	0	0.0	0	0.0
Prostitution	0	0.0	0	0.0
Prostitution Assisting/Promoting	0	0.0	0	0.0
Purchasing Prostitution	0	0.0	0	0.0
Human Trafficking Offenses (Total)	0	0.0	0	0.0
Commercial Sex Acts	0	0.0	0	0.0
Involuntary Servitude	0	0.0	0	0.0
Bribery	0	0.0	0	0.0
Weapon Law Violations	0	0.0	0	0.0
Animal Cruelty	0	0.0	0	0.0

GROUP B OFFENSES	Offenses	Rate per 1,000
Bad Checks	0	0.0
Curfew/Vagrancy	0	0.0
Disorderly Conduct	0	0.0
DUI	0	0.0
Drunkenness	0	0.0
Family-Non Violent	0	0.0
Liquor Law Violations	0	0.0
Peeping Tom	0	0.0
Trespass	0	0.0
All Other Offenses	0	0.0

2018 Fall Term Campus Population	
Undergraduate Enrollment	200
Graduate Enrollment	0
Staff Personnel	8
Faculty Personnel	19
Security Personnel	0
Total Campus Population	227



Tennessee College of Applied Technology at Memphis - 2018

GROUP A OFFENSES	Offense	Rate per 1,000	Cleared	% Cleared
Homicide Offenses (Total)	0	0.0	0	0.0
Murder	0	0.0	0	0.0
Negligent Manslaughter	0	0.0	0	0.0
Negligent Vehicular Manslaughter	0	0.0	0	0.0
Kidnapping/Abduction	0	0.0	0	0.0
Sex Offenses (Forcible) (Total)	0	0.0	0	0.0
Forcible Rape	0	0.0	0	0.0
Forcible Sodomy	0	0.0	0	0.0
Sexual Assault W/Object	0	0.0	0	0.0
Forcible Fondling	0	0.0	0	0.0
Robbery	0	0.0	0	0.0
Assault Offenses (Total)	5	3.8	1	20.0
Aggravated Assault	1	0.8	0	0.0
Simple Assault	0	0.0	0	0.0
Intimidation	3	2.3	1	33.3
Stalking	1	0.8	0	0.0
Arson	0	0.0	0	0.0
Extortion/Blackmail	0	0.0	0	0.0
Burglary	0	0.0	0	0.0
Larceny/Theft Offenses (Total)	3	2.3	0	0.0
Theft - Pocket-picking	0	0.0	0	0.0
Theft - Purse Snatching	1	0.8	0	0.0
Theft - Shoplifting	0	0.0	0	0.0
Theft From Building	1	0.8	0	0.0
Theft From Coin Machine	0	0.0	0	0.0
Theft From Motor Vehicle	1	0.8	0	0.0
Theft of Motor Vehicle Parts	0	0.0	0	0.0
Theft - All Other Larceny	0	0.0	0	0.0
Motor Vehicle Theft	0	0.0	0	0.0
Counterfeiting/Forgery	0	0.0	0	0.0
Fraud Offenses (Total)	0	0.0	0	0.0
Fraud - Computer Hacking/Invasion	0	0.0	0	0.0
Fraud - Credit Card/ATM	0	0.0	0	0.0
Fraud - False Pretenses	0	0.0	0	0.0
Fraud - Identity Theft	0	0.0	0	0.0
Fraud - Impersonation	0	0.0	0	0.0
Fraud - Welfare	0	0.0	0	0.0
Fraud - Wire	0	0.0	0	0.0
Embezzlement	0	0.0	0	0.0
Stolen Property Offenses	0	0.0	0	0.0
Destruction/Damage/Vandalism	0	0.0	0	0.0
Drug/Narcotic Violations (Total)	0	0.0	0	0.0
Drug/Narcotic Violations	0	0.0	0	0.0
Drug/Narcotic Equipment Violations	0	0.0	0	0.0

GROUP A OFFENSES	Offense	Rate per 1,000	Cleared	% Cleared
Sex Offenses (Nonforcible) (Total)	0	0.0	0	0.0
Incest	0	0.0	0	0.0
Statutory Rape	0	0.0	0	0.0
Pornography/Obscene Material	0	0.0	0	0.0
Gambling Offenses (Total)	0	0.0	0	0.0
Gambling - Betting/Wagering	0	0.0	0	0.0
Gambling - Operating/Promoting	0	0.0	0	0.0
Gambling - Equipment Violations	0	0.0	0	0.0
Gambling - Sports Tampering	0	0.0	0	0.0
Prostitution Offenses (Total)	0	0.0	0	0.0
Prostitution	0	0.0	0	0.0
Prostitution Assisting/Promoting	0	0.0	0	0.0
Purchasing Prostitution	0	0.0	0	0.0
Human Trafficking Offenses (Total)	0	0.0	0	0.0
Commercial Sex Acts	0	0.0	0	0.0
Involuntary Servitude	0	0.0	0	0.0
Bribery	0	0.0	0	0.0
Weapon Law Violations	0	0.0	0	0.0
Animal Cruelty	0	0.0	0	0.0

GROUP B OFFENSES	Offenses	Rate per 1,000
Bad Checks	0	0.0
Curfew/Vagrancy	0	0.0
Disorderly Conduct	0	0.0
DUI	0	0.0
Drunkenness	0	0.0
Family-Non Violent	0	0.0
Liquor Law Violations	0	0.0
Peeping Tom	0	0.0
Trespass	0	0.0
All Other Offenses	0	0.0

2018 Fall Term Campus Population	
Undergraduate Enrollment	1,235
Graduate Enrollment	0
Staff Personnel	16
Faculty Personnel	64
Security Personnel	5
Total Campus Population	1,320



Tennessee College of Applied Technology at Morristown - 2018

GROUP A OFFENSES	Offense	Rate per 1,000	Cleared	% Cleared
Homicide Offenses (Total)	0	0.0	0	0.0
Murder	0	0.0	0	0.0
Negligent Manslaughter	0	0.0	0	0.0
Negligent Vehicular Manslaughter	0	0.0	0	0.0
Kidnapping/Abduction	0	0.0	0	0.0
Sex Offenses (Forcible) (Total)	0	0.0	0	0.0
Forcible Rape	0	0.0	0	0.0
Forcible Sodomy	0	0.0	0	0.0
Sexual Assault W/Object	0	0.0	0	0.0
Forcible Fondling	0	0.0	0	0.0
Robbery	0	0.0	0	0.0
Assault Offenses (Total)	0	0.0	0	0.0
Aggravated Assault	0	0.0	0	0.0
Simple Assault	0	0.0	0	0.0
Intimidation	0	0.0	0	0.0
Stalking	0	0.0	0	0.0
Arson	0	0.0	0	0.0
Extortion/Blackmail	0	0.0	0	0.0
Burglary	0	0.0	0	0.0
Larceny/Theft Offenses (Total)	0	0.0	0	0.0
Theft - Pocket-picking	0	0.0	0	0.0
Theft - Purse Snatching	0	0.0	0	0.0
Theft - Shoplifting	0	0.0	0	0.0
Theft From Building	0	0.0	0	0.0
Theft From Coin Machine	0	0.0	0	0.0
Theft From Motor Vehicle	0	0.0	0	0.0
Theft of Motor Vehicle Parts	0	0.0	0	0.0
Theft - All Other Larceny	0	0.0	0	0.0
Motor Vehicle Theft	0	0.0	0	0.0
Counterfeiting/Forgery	0	0.0	0	0.0
Fraud Offenses (Total)	0	0.0	0	0.0
Fraud - Computer Hacking/Invasion	0	0.0	0	0.0
Fraud - Credit Card/ATM	0	0.0	0	0.0
Fraud - False Pretenses	0	0.0	0	0.0
Fraud - Identity Theft	0	0.0	0	0.0
Fraud - Impersonation	0	0.0	0	0.0
Fraud - Welfare	0	0.0	0	0.0
Fraud - Wire	0	0.0	0	0.0
Embezzlement	0	0.0	0	0.0
Stolen Property Offenses	0	0.0	0	0.0
Destruction/Damage/Vandalism	0	0.0	0	0.0
Drug/Narcotic Violations (Total)	0	0.0	0	0.0
Drug/Narcotic Violations	0	0.0	0	0.0
Drug/Narcotic Equipment Violations	0	0.0	0	0.0

GROUP A OFFENSES	Offense	Rate per 1,000	Cleared	% Cleared
Sex Offenses (Nonforcible) (Total)	0	0.0	0	0.0
Incest	0	0.0	0	0.0
Statutory Rape	0	0.0	0	0.0
Pornography/Obscene Material	0	0.0	0	0.0
Gambling Offenses (Total)	0	0.0	0	0.0
Gambling - Betting/Wagering	0	0.0	0	0.0
Gambling - Operating/Promoting	0	0.0	0	0.0
Gambling - Equipment Violations	0	0.0	0	0.0
Gambling - Sports Tampering	0	0.0	0	0.0
Prostitution Offenses (Total)	0	0.0	0	0.0
Prostitution	0	0.0	0	0.0
Prostitution Assisting/Promoting	0	0.0	0	0.0
Purchasing Prostitution	0	0.0	0	0.0
Human Trafficking Offenses (Total)	0	0.0	0	0.0
Commercial Sex Acts	0	0.0	0	0.0
Involuntary Servitude	0	0.0	0	0.0
Bribery	0	0.0	0	0.0
Weapon Law Violations	0	0.0	0	0.0
Animal Cruelty	0	0.0	0	0.0

GROUP B OFFENSES	Offenses	Rate per 1,000
Bad Checks	0	0.0
Curfew/Vagrancy	0	0.0
Disorderly Conduct	0	0.0
DUI	0	0.0
Drunkenness	0	0.0
Family-Non Violent	0	0.0
Liquor Law Violations	0	0.0
Peeping Tom	0	0.0
Trespass	0	0.0
All Other Offenses	0	0.0

2018 Fall Term Campus Population	
Undergraduate Enrollment	805
Graduate Enrollment	0
Staff Personnel	21
Faculty Personnel	32
Security Personnel	0
Total Campus Population	858



Tennessee College of Applied Technology at Murfreesboro - 2018

GROUP A OFFENSES	Offense	Rate per 1,000	Cleared	% Cleared
Homicide Offenses (Total)	0	0.0	0	0.0
Murder	0	0.0	0	0.0
Negligent Manslaughter	0	0.0	0	0.0
Negligent Vehicular Manslaughter	0	0.0	0	0.0
Kidnapping/Abduction	0	0.0	0	0.0
Sex Offenses (Forcible) (Total)	0	0.0	0	0.0
Forcible Rape	0	0.0	0	0.0
Forcible Sodomy	0	0.0	0	0.0
Sexual Assault W/Object	0	0.0	0	0.0
Forcible Fondling	0	0.0	0	0.0
Robbery	0	0.0	0	0.0
Assault Offenses (Total)	0	0.0	0	0.0
Aggravated Assault	0	0.0	0	0.0
Simple Assault	0	0.0	0	0.0
Intimidation	0	0.0	0	0.0
Stalking	0	0.0	0	0.0
Arson	0	0.0	0	0.0
Extortion/Blackmail	0	0.0	0	0.0
Burglary	0	0.0	0	0.0
Larceny/Theft Offenses (Total)	1	1.8	0	0.0
Theft - Pocket-picking	0	0.0	0	0.0
Theft - Purse Snatching	0	0.0	0	0.0
Theft - Shoplifting	0	0.0	0	0.0
Theft From Building	0	0.0	0	0.0
Theft From Coin Machine	0	0.0	0	0.0
Theft From Motor Vehicle	1	1.8	0	0.0
Theft of Motor Vehicle Parts	0	0.0	0	0.0
Theft - All Other Larceny	0	0.0	0	0.0
Motor Vehicle Theft	0	0.0	0	0.0
Counterfeiting/Forgery	0	0.0	0	0.0
Fraud Offenses (Total)	0	0.0	0	0.0
Fraud - Computer Hacking/Invasion	0	0.0	0	0.0
Fraud - Credit Card/ATM	0	0.0	0	0.0
Fraud - False Pretenses	0	0.0	0	0.0
Fraud - Identity Theft	0	0.0	0	0.0
Fraud - Impersonation	0	0.0	0	0.0
Fraud - Welfare	0	0.0	0	0.0
Fraud - Wire	0	0.0	0	0.0
Embezzlement	0	0.0	0	0.0
Stolen Property Offenses	0	0.0	0	0.0
Destruction/Damage/Vandalism	0	0.0	0	0.0
Drug/Narcotic Violations (Total)	0	0.0	0	0.0
Drug/Narcotic Violations	0	0.0	0	0.0
Drug/Narcotic Equipment Violations	0	0.0	0	0.0

GROUP A OFFENSES	Offense	Rate per 1,000	Cleared	% Cleared
Sex Offenses (Nonforcible) (Total)	0	0.0	0	0.0
Incest	0	0.0	0	0.0
Statutory Rape	0	0.0	0	0.0
Pornography/Obscene Material	0	0.0	0	0.0
Gambling Offenses (Total)	0	0.0	0	0.0
Gambling - Betting/Wagering	0	0.0	0	0.0
Gambling - Operating/Promoting	0	0.0	0	0.0
Gambling - Equipment Violations	0	0.0	0	0.0
Gambling - Sports Tampering	0	0.0	0	0.0
Prostitution Offenses (Total)	0	0.0	0	0.0
Prostitution	0	0.0	0	0.0
Prostitution Assisting/Promoting	0	0.0	0	0.0
Purchasing Prostitution	0	0.0	0	0.0
Human Trafficking Offenses (Total)	0	0.0	0	0.0
Commercial Sex Acts	0	0.0	0	0.0
Involuntary Servitude	0	0.0	0	0.0
Bribery	0	0.0	0	0.0
Weapon Law Violations	0	0.0	0	0.0
Animal Cruelty	0	0.0	0	0.0

GROUP B OFFENSES	Offenses	Rate per 1,000
Bad Checks	0	0.0
Curfew/Vagrancy	0	0.0
Disorderly Conduct	0	0.0
DUI	0	0.0
Drunkenness	0	0.0
Family-Non Violent	0	0.0
Liquor Law Violations	0	0.0
Peeping Tom	0	0.0
Trespass	0	0.0
All Other Offenses	0	0.0

2018 Fall Term Campus Population	
Undergraduate Enrollment	502
Graduate Enrollment	0
Staff Personnel	0
Faculty Personnel	49
Security Personnel	0
Total Campus Population	551



Tennessee College of Applied Technology at Nashville - 2018

GROUP A OFFENSES	Offense	Rate per 1,000	Cleared	% Cleared
Homicide Offenses (Total)	0	0.0	0	0.0
Murder	0	0.0	0	0.0
Negligent Manslaughter	0	0.0	0	0.0
Negligent Vehicular Manslaughter	0	0.0	0	0.0
Kidnapping/Abduction	0	0.0	0	0.0
Sex Offenses (Forcible) (Total)	0	0.0	0	0.0
Forcible Rape	0	0.0	0	0.0
Forcible Sodomy	0	0.0	0	0.0
Sexual Assault W/Object	0	0.0	0	0.0
Forcible Fondling	0	0.0	0	0.0
Robbery	0	0.0	0	0.0
Assault Offenses (Total)	1	0.8	0	0.0
Aggravated Assault	0	0.0	0	0.0
Simple Assault	0	0.0	0	0.0
Intimidation	1	0.8	0	0.0
Stalking	0	0.0	0	0.0
Arson	0	0.0	0	0.0
Extortion/Blackmail	0	0.0	0	0.0
Burglary	1	0.8	0	0.0
Larceny/Theft Offenses (Total)	0	0.0	0	0.0
Theft - Pocket-picking	0	0.0	0	0.0
Theft - Purse Snatching	0	0.0	0	0.0
Theft - Shoplifting	0	0.0	0	0.0
Theft From Building	0	0.0	0	0.0
Theft From Coin Machine	0	0.0	0	0.0
Theft From Motor Vehicle	0	0.0	0	0.0
Theft of Motor Vehicle Parts	0	0.0	0	0.0
Theft - All Other Larceny	0	0.0	0	0.0
Motor Vehicle Theft	0	0.0	0	0.0
Counterfeiting/Forgery	0	0.0	0	0.0
Fraud Offenses (Total)	0	0.0	0	0.0
Fraud - Computer Hacking/Invasion	0	0.0	0	0.0
Fraud - Credit Card/ATM	0	0.0	0	0.0
Fraud - False Pretenses	0	0.0	0	0.0
Fraud - Identity Theft	0	0.0	0	0.0
Fraud - Impersonation	0	0.0	0	0.0
Fraud - Welfare	0	0.0	0	0.0
Fraud - Wire	0	0.0	0	0.0
Embezzlement	0	0.0	0	0.0
Stolen Property Offenses	0	0.0	0	0.0
Destruction/Damage/Vandalism	1	0.8	0	0.0
Drug/Narcotic Violations (Total)	0	0.0	0	0.0
Drug/Narcotic Violations	0	0.0	0	0.0
Drug/Narcotic Equipment Violations	0	0.0	0	0.0

GROUP A OFFENSES	Offense	Rate per 1,000	Cleared	% Cleared
Sex Offenses (Nonforcible) (Total)	0	0.0	0	0.0
Incest	0	0.0	0	0.0
Statutory Rape	0	0.0	0	0.0
Pornography/Obscene Material	0	0.0	0	0.0
Gambling Offenses (Total)	0	0.0	0	0.0
Gambling - Betting/Wagering	0	0.0	0	0.0
Gambling - Operating/Promoting	0	0.0	0	0.0
Gambling - Equipment Violations	0	0.0	0	0.0
Gambling - Sports Tampering	0	0.0	0	0.0
Prostitution Offenses (Total)	0	0.0	0	0.0
Prostitution	0	0.0	0	0.0
Prostitution Assisting/Promoting	0	0.0	0	0.0
Purchasing Prostitution	0	0.0	0	0.0
Human Trafficking Offenses (Total)	0	0.0	0	0.0
Commercial Sex Acts	0	0.0	0	0.0
Involuntary Servitude	0	0.0	0	0.0
Bribery	0	0.0	0	0.0
Weapon Law Violations	0	0.0	0	0.0
Animal Cruelty	0	0.0	0	0.0

GROUP B OFFENSES	Offenses	Rate per 1,000
Bad Checks	0	0.0
Curfew/Vagrancy	0	0.0
Disorderly Conduct	0	0.0
DUI	0	0.0
Drunkenness	0	0.0
Family-Non Violent	0	0.0
Liquor Law Violations	0	0.0
Peeping Tom	0	0.0
Trespass	0	0.0
All Other Offenses	0	0.0

2018 Fall Term Campus Population	
Undergraduate Enrollment	1,183
Graduate Enrollment	0
Staff Personnel	23
Faculty Personnel	44
Security Personnel	1
Total Campus Population	1,251



GROUP A OFFENSES	Offense	Rate per 1,000	Cleared	% Cleared
Homicide Offenses (Total)	0	0.0	0	0.0
Murder	0	0.0	0	0.0
Negligent Manslaughter	0	0.0	0	0.0
Negligent Vehicular Manslaughter	0	0.0	0	0.0
Kidnapping/Abduction	0	0.0	0	0.0
Sex Offenses (Forcible) (Total)	0	0.0	0	0.0
Forcible Rape	0	0.0	0	0.0
Forcible Sodomy	0	0.0	0	0.0
Sexual Assault W/Object	0	0.0	0	0.0
Forcible Fondling	0	0.0	0	0.0
Robbery	0	0.0	0	0.0
Assault Offenses (Total)	0	0.0	0	0.0
Aggravated Assault	0	0.0	0	0.0
Simple Assault	0	0.0	0	0.0
Intimidation	0	0.0	0	0.0
Stalking	0	0.0	0	0.0
Arson	0	0.0	0	0.0
Extortion/Blackmail	0	0.0	0	0.0
Burglary	0	0.0	0	0.0
Larceny/Theft Offenses (Total)	0	0.0	0	0.0
Theft - Pocket-picking	0	0.0	0	0.0
Theft - Purse Snatching	0	0.0	0	0.0
Theft - Shoplifting	0	0.0	0	0.0
Theft From Building	0	0.0	0	0.0
Theft From Coin Machine	0	0.0	0	0.0
Theft From Motor Vehicle	0	0.0	0	0.0
Theft of Motor Vehicle Parts	0	0.0	0	0.0
Theft - All Other Larceny	0	0.0	0	0.0
Motor Vehicle Theft	0	0.0	0	0.0
Counterfeiting/Forgery	0	0.0	0	0.0
Fraud Offenses (Total)	0	0.0	0	0.0
Fraud - Computer Hacking/Invasion	0	0.0	0	0.0
Fraud - Credit Card/ATM	0	0.0	0	0.0
Fraud - False Pretenses	0	0.0	0	0.0
Fraud - Identity Theft	0	0.0	0	0.0
Fraud - Impersonation	0	0.0	0	0.0
Fraud - Welfare	0	0.0	0	0.0
Fraud - Wire	0	0.0	0	0.0
Embezzlement	0	0.0	0	0.0
Stolen Property Offenses	0	0.0	0	0.0
Destruction/Damage/Vandalism	0	0.0	0	0.0
Drug/Narcotic Violations (Total)	0	0.0	0	0.0
Drug/Narcotic Violations	0	0.0	0	0.0
Drug/Narcotic Equipment Violations	0	0.0	0	0.0

GROUP A OFFENSES	Offense	Rate per 1,000	Cleared	% Cleared
Sex Offenses (Nonforcible) (Total)	0	0.0	0	0.0
Incest	0	0.0	0	0.0
Statutory Rape	0	0.0	0	0.0
Pornography/Obscene Material	0	0.0	0	0.0
Gambling Offenses (Total)	0	0.0	0	0.0
Gambling - Betting/Wagering	0	0.0	0	0.0
Gambling - Operating/Promoting	0	0.0	0	0.0
Gambling - Equipment Violations	0	0.0	0	0.0
Gambling - Sports Tampering	0	0.0	0	0.0
Prostitution Offenses (Total)	0	0.0	0	0.0
Prostitution	0	0.0	0	0.0
Prostitution Assisting/Promoting	0	0.0	0	0.0
Purchasing Prostitution	0	0.0	0	0.0
Human Trafficking Offenses (Total)	0	0.0	0	0.0
Commercial Sex Acts	0	0.0	0	0.0
Involuntary Servitude	0	0.0	0	0.0
Bribery	0	0.0	0	0.0
Weapon Law Violations	0	0.0	0	0.0
Animal Cruelty	0	0.0	0	0.0

GROUP B OFFENSES	Offenses	Rate per 1,000
Bad Checks	0	0.0
Curfew/Vagrancy	0	0.0
Disorderly Conduct	0	0.0
DUI	0	0.0
Drunkenness	0	0.0
Family-Non Violent	0	0.0
Liquor Law Violations	0	0.0
Peeping Tom	0	0.0
Trespass	0	0.0
All Other Offenses	0	0.0

2018 Fall Term Campus Population	
Undergraduate Enrollment	360
Graduate Enrollment	0
Staff Personnel	9
Faculty Personnel	24
Security Personnel	0
Total Campus Population	393



Tennessee College of Applied Technology at Oneida - 2018

GROUP A OFFENSES	Offense	Rate per 1,000	Cleared	% Cleared
Homicide Offenses (Total)	0	0.0	0	0.0
Murder	0	0.0	0	0.0
Negligent Manslaughter	0	0.0	0	0.0
Negligent Vehicular Manslaughter	0	0.0	0	0.0
Kidnapping/Abduction	0	0.0	0	0.0
Sex Offenses (Forcible) (Total)	0	0.0	0	0.0
Forcible Rape	0	0.0	0	0.0
Forcible Sodomy	0	0.0	0	0.0
Sexual Assault W/Object	0	0.0	0	0.0
Forcible Fondling	0	0.0	0	0.0
Robbery	0	0.0	0	0.0
Assault Offenses (Total)	0	0.0	0	0.0
Aggravated Assault	0	0.0	0	0.0
Simple Assault	0	0.0	0	0.0
Intimidation	0	0.0	0	0.0
Stalking	0	0.0	0	0.0
Arson	0	0.0	0	0.0
Extortion/Blackmail	0	0.0	0	0.0
Burglary	0	0.0	0	0.0
Larceny/Theft Offenses (Total)	0	0.0	0	0.0
Theft - Pocket-picking	0	0.0	0	0.0
Theft - Purse Snatching	0	0.0	0	0.0
Theft - Shoplifting	0	0.0	0	0.0
Theft From Building	0	0.0	0	0.0
Theft From Coin Machine	0	0.0	0	0.0
Theft From Motor Vehicle	0	0.0	0	0.0
Theft of Motor Vehicle Parts	0	0.0	0	0.0
Theft - All Other Larceny	0	0.0	0	0.0
Motor Vehicle Theft	0	0.0	0	0.0
Counterfeiting/Forgery	0	0.0	0	0.0
Fraud Offenses (Total)	0	0.0	0	0.0
Fraud - Computer Hacking/Invasion	0	0.0	0	0.0
Fraud - Credit Card/ATM	0	0.0	0	0.0
Fraud - False Pretenses	0	0.0	0	0.0
Fraud - Identity Theft	0	0.0	0	0.0
Fraud - Impersonation	0	0.0	0	0.0
Fraud - Welfare	0	0.0	0	0.0
Fraud - Wire	0	0.0	0	0.0
Embezzlement	0	0.0	0	0.0
Stolen Property Offenses	0	0.0	0	0.0
Destruction/Damage/Vandalism	0	0.0	0	0.0
Drug/Narcotic Violations (Total)	0	0.0	0	0.0
Drug/Narcotic Violations	0	0.0	0	0.0
Drug/Narcotic Equipment Violations	0	0.0	0	0.0

GROUP A OFFENSES	Offense	Rate per 1,000	Cleared	% Cleared
Sex Offenses (Nonforcible) (Total)	0	0.0	0	0.0
Incest	0	0.0	0	0.0
Statutory Rape	0	0.0	0	0.0
Pornography/Obscene Material	0	0.0	0	0.0
Gambling Offenses (Total)	0	0.0	0	0.0
Gambling - Betting/Wagering	0	0.0	0	0.0
Gambling - Operating/Promoting	0	0.0	0	0.0
Gambling - Equipment Violations	0	0.0	0	0.0
Gambling - Sports Tampering	0	0.0	0	0.0
Prostitution Offenses (Total)	0	0.0	0	0.0
Prostitution	0	0.0	0	0.0
Prostitution Assisting/Promoting	0	0.0	0	0.0
Purchasing Prostitution	0	0.0	0	0.0
Human Trafficking Offenses (Total)	0	0.0	0	0.0
Commercial Sex Acts	0	0.0	0	0.0
Involuntary Servitude	0	0.0	0	0.0
Bribery	0	0.0	0	0.0
Weapon Law Violations	0	0.0	0	0.0
Animal Cruelty	0	0.0	0	0.0

GROUP B OFFENSES	Offenses	Rate per 1,000
Bad Checks	0	0.0
Curfew/Vagrancy	0	0.0
Disorderly Conduct	0	0.0
DUI	0	0.0
Drunkenness	0	0.0
Family-Non Violent	0	0.0
Liquor Law Violations	0	0.0
Peeping Tom	0	0.0
Trespass	0	0.0
All Other Offenses	0	0.0

2018 Fall Term Campus Population	
Undergraduate Enrollment	261
Graduate Enrollment	0
Staff Personnel	14
Faculty Personnel	13
Security Personnel	0
Total Campus Population	288



Tennessee College of Applied Technology at Paris - 2018

GROUP A OFFENSES	Offense	Rate per 1,000	Cleared	% Cleared
Homicide Offenses (Total)	0	0.0	0	0.0
Murder	0	0.0	0	0.0
Negligent Manslaughter	0	0.0	0	0.0
Negligent Vehicular Manslaughter	0	0.0	0	0.0
Kidnapping/Abduction	0	0.0	0	0.0
Sex Offenses (Forcible) (Total)	0	0.0	0	0.0
Forcible Rape	0	0.0	0	0.0
Forcible Sodomy	0	0.0	0	0.0
Sexual Assault W/Object	0	0.0	0	0.0
Forcible Fondling	0	0.0	0	0.0
Robbery	0	0.0	0	0.0
Assault Offenses (Total)	0	0.0	0	0.0
Aggravated Assault	0	0.0	0	0.0
Simple Assault	0	0.0	0	0.0
Intimidation	0	0.0	0	0.0
Stalking	0	0.0	0	0.0
Arson	0	0.0	0	0.0
Extortion/Blackmail	0	0.0	0	0.0
Burglary	0	0.0	0	0.0
Larceny/Theft Offenses (Total)	0	0.0	0	0.0
Theft - Pocket-picking	0	0.0	0	0.0
Theft - Purse Snatching	0	0.0	0	0.0
Theft - Shoplifting	0	0.0	0	0.0
Theft From Building	0	0.0	0	0.0
Theft From Coin Machine	0	0.0	0	0.0
Theft From Motor Vehicle	0	0.0	0	0.0
Theft of Motor Vehicle Parts	0	0.0	0	0.0
Theft - All Other Larceny	0	0.0	0	0.0
Motor Vehicle Theft	0	0.0	0	0.0
Counterfeiting/Forgery	0	0.0	0	0.0
Fraud Offenses (Total)	0	0.0	0	0.0
Fraud - Computer Hacking/Invasion	0	0.0	0	0.0
Fraud - Credit Card/ATM	0	0.0	0	0.0
Fraud - False Pretenses	0	0.0	0	0.0
Fraud - Identity Theft	0	0.0	0	0.0
Fraud - Impersonation	0	0.0	0	0.0
Fraud - Welfare	0	0.0	0	0.0
Fraud - Wire	0	0.0	0	0.0
Embezzlement	0	0.0	0	0.0
Stolen Property Offenses	0	0.0	0	0.0
Destruction/Damage/Vandalism	0	0.0	0	0.0
Drug/Narcotic Violations (Total)	0	0.0	0	0.0
Drug/Narcotic Violations	0	0.0	0	0.0
Drug/Narcotic Equipment Violations	0	0.0	0	0.0

GROUP A OFFENSES	Offense	Rate per 1,000	Cleared	% Cleared
Sex Offenses (Nonforcible) (Total)	0	0.0	0	0.0
Incest	0	0.0	0	0.0
Statutory Rape	0	0.0	0	0.0
Pornography/Obscene Material	0	0.0	0	0.0
Gambling Offenses (Total)	0	0.0	0	0.0
Gambling - Betting/Wagering	0	0.0	0	0.0
Gambling - Operating/Promoting	0	0.0	0	0.0
Gambling - Equipment Violations	0	0.0	0	0.0
Gambling - Sports Tampering	0	0.0	0	0.0
Prostitution Offenses (Total)	0	0.0	0	0.0
Prostitution	0	0.0	0	0.0
Prostitution Assisting/Promoting	0	0.0	0	0.0
Purchasing Prostitution	0	0.0	0	0.0
Human Trafficking Offenses (Total)	0	0.0	0	0.0
Commercial Sex Acts	0	0.0	0	0.0
Involuntary Servitude	0	0.0	0	0.0
Bribery	0	0.0	0	0.0
Weapon Law Violations	0	0.0	0	0.0
Animal Cruelty	0	0.0	0	0.0

GROUP B OFFENSES	Offenses	Rate per 1,000
Bad Checks	0	0.0
Curfew/Vagrancy	0	0.0
Disorderly Conduct	0	0.0
DUI	0	0.0
Drunkenness	0	0.0
Family-Non Violent	0	0.0
Liquor Law Violations	0	0.0
Peeping Tom	0	0.0
Trespass	0	0.0
All Other Offenses	0	0.0

2018 Fall Term Campus Population	
Undergraduate Enrollment	247
Graduate Enrollment	0
Staff Personnel	11
Faculty Personnel	20
Security Personnel	0
Total Campus Population	278



Tennessee College of Applied Technology at Pulaski - 2018

GROUP A OFFENSES	Offense	Rate per 1,000	Cleared	% Cleared
Homicide Offenses (Total)	0	0.0	0	0.0
Murder	0	0.0	0	0.0
Negligent Manslaughter	0	0.0	0	0.0
Negligent Vehicular Manslaughter	0	0.0	0	0.0
Kidnapping/Abduction	0	0.0	0	0.0
Sex Offenses (Forcible) (Total)	0	0.0	0	0.0
Forcible Rape	0	0.0	0	0.0
Forcible Sodomy	0	0.0	0	0.0
Sexual Assault W/Object	0	0.0	0	0.0
Forcible Fondling	0	0.0	0	0.0
Robbery	0	0.0	0	0.0
Assault Offenses (Total)	0	0.0	0	0.0
Aggravated Assault	0	0.0	0	0.0
Simple Assault	0	0.0	0	0.0
Intimidation	0	0.0	0	0.0
Stalking	0	0.0	0	0.0
Arson	0	0.0	0	0.0
Extortion/Blackmail	0	0.0	0	0.0
Burglary	0	0.0	0	0.0
Larceny/Theft Offenses (Total)	0	0.0	0	0.0
Theft - Pocket-picking	0	0.0	0	0.0
Theft - Purse Snatching	0	0.0	0	0.0
Theft - Shoplifting	0	0.0	0	0.0
Theft From Building	0	0.0	0	0.0
Theft From Coin Machine	0	0.0	0	0.0
Theft From Motor Vehicle	0	0.0	0	0.0
Theft of Motor Vehicle Parts	0	0.0	0	0.0
Theft - All Other Larceny	0	0.0	0	0.0
Motor Vehicle Theft	0	0.0	0	0.0
Counterfeiting/Forgery	0	0.0	0	0.0
Fraud Offenses (Total)	0	0.0	0	0.0
Fraud - Computer Hacking/Invasion	0	0.0	0	0.0
Fraud - Credit Card/ATM	0	0.0	0	0.0
Fraud - False Pretenses	0	0.0	0	0.0
Fraud - Identity Theft	0	0.0	0	0.0
Fraud - Impersonation	0	0.0	0	0.0
Fraud - Welfare	0	0.0	0	0.0
Fraud - Wire	0	0.0	0	0.0
Embezzlement	0	0.0	0	0.0
Stolen Property Offenses	0	0.0	0	0.0
Destruction/Damage/Vandalism	0	0.0	0	0.0
Drug/Narcotic Violations (Total)	0	0.0	0	0.0
Drug/Narcotic Violations	0	0.0	0	0.0
Drug/Narcotic Equipment Violations	0	0.0	0	0.0

GROUP A OFFENSES	Offense	Rate per 1,000	Cleared	% Cleared
Sex Offenses (Nonforcible) (Total)	0	0.0	0	0.0
Incest	0	0.0	0	0.0
Statutory Rape	0	0.0	0	0.0
Pornography/Obscene Material	0	0.0	0	0.0
Gambling Offenses (Total)	0	0.0	0	0.0
Gambling - Betting/Wagering	0	0.0	0	0.0
Gambling - Operating/Promoting	0	0.0	0	0.0
Gambling - Equipment Violations	0	0.0	0	0.0
Gambling - Sports Tampering	0	0.0	0	0.0
Prostitution Offenses (Total)	0	0.0	0	0.0
Prostitution	0	0.0	0	0.0
Prostitution Assisting/Promoting	0	0.0	0	0.0
Purchasing Prostitution	0	0.0	0	0.0
Human Trafficking Offenses (Total)	0	0.0	0	0.0
Commercial Sex Acts	0	0.0	0	0.0
Involuntary Servitude	0	0.0	0	0.0
Bribery	0	0.0	0	0.0
Weapon Law Violations	0	0.0	0	0.0
Animal Cruelty	0	0.0	0	0.0

GROUP B OFFENSES	Offenses	Rate per 1,000
Bad Checks	0	0.0
Curfew/Vagrancy	0	0.0
Disorderly Conduct	0	0.0
DUI	0	0.0
Drunkenness	0	0.0
Family-Non Violent	0	0.0
Liquor Law Violations	0	0.0
Peeping Tom	0	0.0
Trespass	0	0.0
All Other Offenses	0	0.0

2018 Fall Term Campus Population	
Undergraduate Enrollment	403
Graduate Enrollment	0
Staff Personnel	13
Faculty Personnel	18
Security Personnel	0
Total Campus Population	434



Tennessee College of Applied Technology at Ripley - 2018

GROUP A OFFENSES	Offense	Rate per 1,000	Cleared	% Cleared
Homicide Offenses (Total)	0	0.0	0	0.0
Murder	0	0.0	0	0.0
Negligent Manslaughter	0	0.0	0	0.0
Negligent Vehicular Manslaughter	0	0.0	0	0.0
Kidnapping/Abduction	0	0.0	0	0.0
Sex Offenses (Forcible) (Total)	0	0.0	0	0.0
Forcible Rape	0	0.0	0	0.0
Forcible Sodomy	0	0.0	0	0.0
Sexual Assault W/Object	0	0.0	0	0.0
Forcible Fondling	0	0.0	0	0.0
Robbery	0	0.0	0	0.0
Assault Offenses (Total)	0	0.0	0	0.0
Aggravated Assault	0	0.0	0	0.0
Simple Assault	0	0.0	0	0.0
Intimidation	0	0.0	0	0.0
Stalking	0	0.0	0	0.0
Arson	0	0.0	0	0.0
Extortion/Blackmail	0	0.0	0	0.0
Burglary	0	0.0	0	0.0
Larceny/Theft Offenses (Total)	0	0.0	0	0.0
Theft - Pocket-picking	0	0.0	0	0.0
Theft - Purse Snatching	0	0.0	0	0.0
Theft - Shoplifting	0	0.0	0	0.0
Theft From Building	0	0.0	0	0.0
Theft From Coin Machine	0	0.0	0	0.0
Theft From Motor Vehicle	0	0.0	0	0.0
Theft of Motor Vehicle Parts	0	0.0	0	0.0
Theft - All Other Larceny	0	0.0	0	0.0
Motor Vehicle Theft	0	0.0	0	0.0
Counterfeiting/Forgery	0	0.0	0	0.0
Fraud Offenses (Total)	0	0.0	0	0.0
Fraud - Computer Hacking/Invasion	0	0.0	0	0.0
Fraud - Credit Card/ATM	0	0.0	0	0.0
Fraud - False Pretenses	0	0.0	0	0.0
Fraud - Identity Theft	0	0.0	0	0.0
Fraud - Impersonation	0	0.0	0	0.0
Fraud - Welfare	0	0.0	0	0.0
Fraud - Wire	0	0.0	0	0.0
Embezzlement	0	0.0	0	0.0
Stolen Property Offenses	0	0.0	0	0.0
Destruction/Damage/Vandalism	0	0.0	0	0.0
Drug/Narcotic Violations (Total)	0	0.0	0	0.0
Drug/Narcotic Violations	0	0.0	0	0.0
Drug/Narcotic Equipment Violations	0	0.0	0	0.0

GROUP A OFFENSES	Offense	Rate per 1,000	Cleared	% Cleared
Sex Offenses (Nonforcible) (Total)	0	0.0	0	0.0
Incest	0	0.0	0	0.0
Statutory Rape	0	0.0	0	0.0
Pornography/Obscene Material	0	0.0	0	0.0
Gambling Offenses (Total)	0	0.0	0	0.0
Gambling - Betting/Wagering	0	0.0	0	0.0
Gambling - Operating/Promoting	0	0.0	0	0.0
Gambling - Equipment Violations	0	0.0	0	0.0
Gambling - Sports Tampering	0	0.0	0	0.0
Prostitution Offenses (Total)	0	0.0	0	0.0
Prostitution	0	0.0	0	0.0
Prostitution Assisting/Promoting	0	0.0	0	0.0
Purchasing Prostitution	0	0.0	0	0.0
Human Trafficking Offenses (Total)	0	0.0	0	0.0
Commercial Sex Acts	0	0.0	0	0.0
Involuntary Servitude	0	0.0	0	0.0
Bribery	0	0.0	0	0.0
Weapon Law Violations	0	0.0	0	0.0
Animal Cruelty	0	0.0	0	0.0

GROUP B OFFENSES	Offenses	Rate per 1,000
Bad Checks	0	0.0
Curfew/Vagrancy	0	0.0
Disorderly Conduct	0	0.0
DUI	0	0.0
Drunkenness	0	0.0
Family-Non Violent	0	0.0
Liquor Law Violations	0	0.0
Peeping Tom	0	0.0
Trespass	0	0.0
All Other Offenses	0	0.0

2018 Fall Term Campus Population	
Undergraduate Enrollment	158
Graduate Enrollment	0
Staff Personnel	9
Faculty Personnel	11
Security Personnel	0
Total Campus Population	178



Tennessee College of Applied Technology at Shelbyville - 2018

GROUP A OFFENSES	Offense	Rate per 1,000	Cleared	% Cleared
Homicide Offenses (Total)	0	0.0	0	0.0
Murder	0	0.0	0	0.0
Negligent Manslaughter	0	0.0	0	0.0
Negligent Vehicular Manslaughter	0	0.0	0	0.0
Kidnapping/Abduction	0	0.0	0	0.0
Sex Offenses (Forcible) (Total)	0	0.0	0	0.0
Forcible Rape	0	0.0	0	0.0
Forcible Sodomy	0	0.0	0	0.0
Sexual Assault W/Object	0	0.0	0	0.0
Forcible Fondling	0	0.0	0	0.0
Robbery	0	0.0	0	0.0
Assault Offenses (Total)	0	0.0	0	0.0
Aggravated Assault	0	0.0	0	0.0
Simple Assault	0	0.0	0	0.0
Intimidation	0	0.0	0	0.0
Stalking	0	0.0	0	0.0
Arson	0	0.0	0	0.0
Extortion/Blackmail	0	0.0	0	0.0
Burglary	0	0.0	0	0.0
Larceny/Theft Offenses (Total)	0	0.0	0	0.0
Theft - Pocket-picking	0	0.0	0	0.0
Theft - Purse Snatching	0	0.0	0	0.0
Theft - Shoplifting	0	0.0	0	0.0
Theft From Building	0	0.0	0	0.0
Theft From Coin Machine	0	0.0	0	0.0
Theft From Motor Vehicle	0	0.0	0	0.0
Theft of Motor Vehicle Parts	0	0.0	0	0.0
Theft - All Other Larceny	0	0.0	0	0.0
Motor Vehicle Theft	0	0.0	0	0.0
Counterfeiting/Forgery	0	0.0	0	0.0
Fraud Offenses (Total)	0	0.0	0	0.0
Fraud - Computer Hacking/Invasion	0	0.0	0	0.0
Fraud - Credit Card/ATM	0	0.0	0	0.0
Fraud - False Pretenses	0	0.0	0	0.0
Fraud - Identity Theft	0	0.0	0	0.0
Fraud - Impersonation	0	0.0	0	0.0
Fraud - Welfare	0	0.0	0	0.0
Fraud - Wire	0	0.0	0	0.0
Embezzlement	0	0.0	0	0.0
Stolen Property Offenses	0	0.0	0	0.0
Destruction/Damage/Vandalism	0	0.0	0	0.0
Drug/Narcotic Violations (Total)	0	0.0	0	0.0
Drug/Narcotic Violations	0	0.0	0	0.0
Drug/Narcotic Equipment Violations	0	0.0	0	0.0

GROUP A OFFENSES	Offense	Rate per 1,000	Cleared	% Cleared
Sex Offenses (Nonforcible) (Total)	0	0.0	0	0.0
Incest	0	0.0	0	0.0
Statutory Rape	0	0.0	0	0.0
Pornography/Obscene Material	0	0.0	0	0.0
Gambling Offenses (Total)	0	0.0	0	0.0
Gambling - Betting/Wagering	0	0.0	0	0.0
Gambling - Operating/Promoting	0	0.0	0	0.0
Gambling - Equipment Violations	0	0.0	0	0.0
Gambling - Sports Tampering	0	0.0	0	0.0
Prostitution Offenses (Total)	0	0.0	0	0.0
Prostitution	0	0.0	0	0.0
Prostitution Assisting/Promoting	0	0.0	0	0.0
Purchasing Prostitution	0	0.0	0	0.0
Human Trafficking Offenses (Total)	0	0.0	0	0.0
Commercial Sex Acts	0	0.0	0	0.0
Involuntary Servitude	0	0.0	0	0.0
Bribery	0	0.0	0	0.0
Weapon Law Violations	0	0.0	0	0.0
Animal Cruelty	0	0.0	0	0.0

GROUP B OFFENSES	Offenses	Rate per 1,000
Bad Checks	0	0.0
Curfew/Vagrancy	0	0.0
Disorderly Conduct	0	0.0
DUI	0	0.0
Drunkenness	0	0.0
Family-Non Violent	0	0.0
Liquor Law Violations	0	0.0
Peeping Tom	0	0.0
Trespass	0	0.0
All Other Offenses	0	0.0

2018 Fall Term Campus Population	
Undergraduate Enrollment	448
Graduate Enrollment	0
Staff Personnel	16
Faculty Personnel	21
Security Personnel	0
Total Campus Population	485



Tennessee College of Applied Technology at Whiteville - 2018

GROUP A OFFENSES	Offense	Rate per 1,000	Cleared	% Cleared
Homicide Offenses (Total)	0	0.0	0	0.0
Murder	0	0.0	0	0.0
Negligent Manslaughter	0	0.0	0	0.0
Negligent Vehicular Manslaughter	0	0.0	0	0.0
Kidnapping/Abduction	0	0.0	0	0.0
Sex Offenses (Forcible) (Total)	0	0.0	0	0.0
Forcible Rape	0	0.0	0	0.0
Forcible Sodomy	0	0.0	0	0.0
Sexual Assault W/Object	0	0.0	0	0.0
Forcible Fondling	0	0.0	0	0.0
Robbery	0	0.0	0	0.0
Assault Offenses (Total)	0	0.0	0	0.0
Aggravated Assault	0	0.0	0	0.0
Simple Assault	0	0.0	0	0.0
Intimidation	0	0.0	0	0.0
Stalking	0	0.0	0	0.0
Arson	0	0.0	0	0.0
Extortion/Blackmail	0	0.0	0	0.0
Burglary	0	0.0	0	0.0
Larceny/Theft Offenses (Total)	1	5.3	0	0.0
Theft - Pocket-picking	0	0.0	0	0.0
Theft - Purse Snatching	0	0.0	0	0.0
Theft - Shoplifting	0	0.0	0	0.0
Theft From Building	0	0.0	0	0.0
Theft From Coin Machine	0	0.0	0	0.0
Theft From Motor Vehicle	0	0.0	0	0.0
Theft of Motor Vehicle Parts	1	5.3	0	0.0
Theft - All Other Larceny	0	0.0	0	0.0
Motor Vehicle Theft	0	0.0	0	0.0
Counterfeiting/Forgery	0	0.0	0	0.0
Fraud Offenses (Total)	0	0.0	0	0.0
Fraud - Computer Hacking/Invasion	0	0.0	0	0.0
Fraud - Credit Card/ATM	0	0.0	0	0.0
Fraud - False Pretenses	0	0.0	0	0.0
Fraud - Identity Theft	0	0.0	0	0.0
Fraud - Impersonation	0	0.0	0	0.0
Fraud - Welfare	0	0.0	0	0.0
Fraud - Wire	0	0.0	0	0.0
Embezzlement	0	0.0	0	0.0
Stolen Property Offenses	0	0.0	0	0.0
Destruction/Damage/Vandalism	0	0.0	0	0.0
Drug/Narcotic Violations (Total)	0	0.0	0	0.0
Drug/Narcotic Violations	0	0.0	0	0.0
Drug/Narcotic Equipment Violations	0	0.0	0	0.0

GROUP A OFFENSES	Offense	Rate per 1,000	Cleared	% Cleared
Sex Offenses (Nonforcible) (Total)	0	0.0	0	0.0
Incest	0	0.0	0	0.0
Statutory Rape	0	0.0	0	0.0
Pornography/Obscene Material	0	0.0	0	0.0
Gambling Offenses (Total)	0	0.0	0	0.0
Gambling - Betting/Wagering	0	0.0	0	0.0
Gambling - Operating/Promoting	0	0.0	0	0.0
Gambling - Equipment Violations	0	0.0	0	0.0
Gambling - Sports Tampering	0	0.0	0	0.0
Prostitution Offenses (Total)	0	0.0	0	0.0
Prostitution	0	0.0	0	0.0
Prostitution Assisting/Promoting	0	0.0	0	0.0
Purchasing Prostitution	0	0.0	0	0.0
Human Trafficking Offenses (Total)	0	0.0	0	0.0
Commercial Sex Acts	0	0.0	0	0.0
Involuntary Servitude	0	0.0	0	0.0
Bribery	0	0.0	0	0.0
Weapon Law Violations	0	0.0	0	0.0
Animal Cruelty	0	0.0	0	0.0

GROUP B OFFENSES	Offenses	Rate per 1,000
Bad Checks	0	0.0
Curfew/Vagrancy	0	0.0
Disorderly Conduct	0	0.0
DUI	0	0.0
Drunkenness	0	0.0
Family-Non Violent	0	0.0
Liquor Law Violations	0	0.0
Peeping Tom	0	0.0
Trespass	0	0.0
All Other Offenses	0	0.0

2018 Fall Term Campus Population	
Undergraduate Enrollment	169
Graduate Enrollment	0
Staff Personnel	9
Faculty Personnel	11
Security Personnel	0
Total Campus Population	189



Tennessee State University - 2018

GROUP A OFFENSES	Offense	Rate per 1,000	Cleared	% Cleared
Homicide Offenses (Total)	0	0.0	0	0.0
Murder	0	0.0	0	0.0
Negligent Manslaughter	0	0.0	0	0.0
Negligent Vehicular Manslaughter	0	0.0	0	0.0
Kidnapping/Abduction	0	0.0	0	0.0
Sex Offenses (Forcible) (Total)	3	0.6	0	0.0
Forcible Rape	2	0.4	0	0.0
Forcible Sodomy	0	0.0	0	0.0
Sexual Assault W/Object	0	0.0	0	0.0
Forcible Fondling	1	0.2	0	0.0
Robbery	0	0.0	0	0.0
Assault Offenses (Total)	24	4.8	6	25.0
Aggravated Assault	3	0.6	3	100.0
Simple Assault	14	2.8	3	21.4
Intimidation	7	1.4	0	0.0
Stalking	0	0.0	0	0.0
Arson	0	0.0	0	0.0
Extortion/Blackmail	0	0.0	0	0.0
Burglary	7	1.4	1	14.3
Larceny/Theft Offenses (Total)	44	8.8	3	6.8
Theft - Pocket-picking	0	0.0	0	0.0
Theft - Purse Snatching	0	0.0	0	0.0
Theft - Shoplifting	0	0.0	0	0.0
Theft From Building	35	7.0	3	8.6
Theft From Coin Machine	0	0.0	0	0.0
Theft From Motor Vehicle	7	1.4	0	0.0
Theft of Motor Vehicle Parts	1	0.2	0	0.0
Theft - All Other Larceny	1	0.2	0	0.0
Motor Vehicle Theft	0	0.0	0	0.0
Counterfeiting/Forgery	0	0.0	0	0.0
Fraud Offenses (Total)	2	0.4	0	0.0
Fraud - Computer Hacking/Invasion	0	0.0	0	0.0
Fraud - Credit Card/ATM	0	0.0	0	0.0
Fraud - False Pretenses	1	0.2	0	0.0
Fraud - Identity Theft	0	0.0	0	0.0
Fraud - Impersonation	1	0.2	0	0.0
Fraud - Welfare	0	0.0	0	0.0
Fraud - Wire	0	0.0	0	0.0
Embezzlement	0	0.0	0	0.0
Stolen Property Offenses	0	0.0	0	0.0
Destruction/Damage/Vandalism	14	2.8	2	14.3
Drug/Narcotic Violations (Total)	14	2.8	8	57.1
Drug/Narcotic Violations	10	2.0	5	50.0
Drug/Narcotic Equipment Violations	4	0.8	3	75.0

GROUP A OFFENSES	Offense	Rate per 1,000	Cleared	% Cleared
Sex Offenses (Nonforcible) (Total)	0	0.0	0	0.0
Incest	0	0.0	0	0.0
Statutory Rape	0	0.0	0	0.0
Pornography/Obscene Material	0	0.0	0	0.0
Gambling Offenses (Total)	0	0.0	0	0.0
Gambling - Betting/Wagering	0	0.0	0	0.0
Gambling - Operating/Promoting	0	0.0	0	0.0
Gambling - Equipment Violations	0	0.0	0	0.0
Gambling - Sports Tampering	0	0.0	0	0.0
Prostitution Offenses (Total)	0	0.0	0	0.0
Prostitution	0	0.0	0	0.0
Prostitution Assisting/Promoting	0	0.0	0	0.0
Purchasing Prostitution	0	0.0	0	0.0
Human Trafficking Offenses (Total)	0	0.0	0	0.0
Commercial Sex Acts	0	0.0	0	0.0
Involuntary Servitude	0	0.0	0	0.0
Bribery	0	0.0	0	0.0
Weapon Law Violations	2	0.4	1	50.0
Animal Cruelty	0	0.0	0	0.0

GROUP B OFFENSES	Offenses	Rate per 1,000
Bad Checks	0	0.0
Curfew/Vagrancy	0	0.0
Disorderly Conduct	1	0.2
DUI	0	0.0
Drunkenness	0	0.0
Family-Non Violent	0	0.0
Liquor Law Violations	0	0.0
Peeping Tom	0	0.0
Trespass	2	0.4
All Other Offenses	0	0.0

2018 Fall Term Campus Population	
Undergraduate Enrollment	1,700
Graduate Enrollment	1,705
Staff Personnel	1,028
Faculty Personnel	485
Security Personnel	74
Total Campus Population	4,992



Tennessee Technological University - 2018

GROUP A OFFENSES	Offense	Rate per 1,000	Cleared	% Cleared
Homicide Offenses (Total)	0	0.0	0	0.0
Murder	0	0.0	0	0.0
Negligent Manslaughter	0	0.0	0	0.0
Negligent Vehicular Manslaughter	0	0.0	0	0.0
Kidnapping/Abduction	0	0.0	0	0.0
Sex Offenses (Forcible) (Total)	2	0.2	2	100.0
Forcible Rape	1	0.1	1	100.0
Forcible Sodomy	0	0.0	0	0.0
Sexual Assault W/Object	0	0.0	0	0.0
Forcible Fondling	1	0.1	1	100.0
Robbery	0	0.0	0	0.0
Assault Offenses (Total)	12	1.2	6	50.0
Aggravated Assault	1	0.1	1	100.0
Simple Assault	2	0.2	0	0.0
Intimidation	7	0.7	5	71.4
Stalking	2	0.2	0	0.0
Arson	0	0.0	0	0.0
Extortion/Blackmail	0	0.0	0	0.0
Burglary	3	0.3	0	0.0
Larceny/Theft Offenses (Total)	57	5.7	6	10.5
Theft - Pocket-picking	0	0.0	0	0.0
Theft - Purse Snatching	0	0.0	0	0.0
Theft - Shoplifting	0	0.0	0	0.0
Theft From Building	19	1.9	5	26.3
Theft From Coin Machine	0	0.0	0	0.0
Theft From Motor Vehicle	8	0.8	0	0.0
Theft of Motor Vehicle Parts	4	0.4	0	0.0
Theft - All Other Larceny	26	2.6	1	3.8
Motor Vehicle Theft	3	0.3	0	0.0
Counterfeiting/Forgery	0	0.0	0	0.0
Fraud Offenses (Total)	1	0.1	0	0.0
Fraud - Computer Hacking/Invasion	0	0.0	0	0.0
Fraud - Credit Card/ATM	0	0.0	0	0.0
Fraud - False Pretenses	0	0.0	0	0.0
Fraud - Identity Theft	0	0.0	0	0.0
Fraud - Impersonation	1	0.1	0	0.0
Fraud - Welfare	0	0.0	0	0.0
Fraud - Wire	0	0.0	0	0.0
Embezzlement	0	0.0	0	0.0
Stolen Property Offenses	0	0.0	0	0.0
Destruction/Damage/Vandalism	13	1.3	2	15.4
Drug/Narcotic Violations (Total)	19	1.9	17	89.5
Drug/Narcotic Violations	12	1.2	11	91.7
Drug/Narcotic Equipment Violations	7	0.7	6	85.7

GROUP A OFFENSES	Offense	Rate per 1,000	Cleared	% Cleared
Sex Offenses (Nonforcible) (Total)	0	0.0	0	0.0
Incest	0	0.0	0	0.0
Statutory Rape	0	0.0	0	0.0
Pornography/Obscene Material	0	0.0	0	0.0
Gambling Offenses (Total)	0	0.0	0	0.0
Gambling - Betting/Wagering	0	0.0	0	0.0
Gambling - Operating/Promoting	0	0.0	0	0.0
Gambling - Equipment Violations	0	0.0	0	0.0
Gambling - Sports Tampering	0	0.0	0	0.0
Prostitution Offenses (Total)	0	0.0	0	0.0
Prostitution	0	0.0	0	0.0
Prostitution Assisting/Promoting	0	0.0	0	0.0
Purchasing Prostitution	0	0.0	0	0.0
Human Trafficking Offenses (Total)	0	0.0	0	0.0
Commercial Sex Acts	0	0.0	0	0.0
Involuntary Servitude	0	0.0	0	0.0
Bribery	0	0.0	0	0.0
Weapon Law Violations	0	0.0	0	0.0
Animal Cruelty	0	0.0	0	0.0

GROUP B OFFENSES	Offenses	Rate per 1,000
Bad Checks	0	0.0
Curfew/Vagrancy	0	0.0
Disorderly Conduct	5	0.5
DUI	0	0.0
Drunkenness	3	0.3
Family-Non Violent	0	0.0
Liquor Law Violations	10	1.0
Peeping Tom	0	0.0
Trespass	2	0.2
All Other Offenses	1	0.1

2018 Fall Term Campus Population	
Undergraduate Enrollment	8,153
Graduate Enrollment	597
Staff Personnel	742
Faculty Personnel	441
Security Personnel	22
Total Campus Population	9,955



Tennessee Wesleyan University - 2018

GROUP A OFFENSES	Offense	Rate per 1,000	Cleared	% Cleared
Homicide Offenses (Total)	0	0.0	0	0.0
Murder	0	0.0	0	0.0
Negligent Manslaughter	0	0.0	0	0.0
Negligent Vehicular Manslaughter	0	0.0	0	0.0
Kidnapping/Abduction	0	0.0	0	0.0
Sex Offenses (Forcible) (Total)	0	0.0	0	0.0
Forcible Rape	0	0.0	0	0.0
Forcible Sodomy	0	0.0	0	0.0
Sexual Assault W/Object	0	0.0	0	0.0
Forcible Fondling	0	0.0	0	0.0
Robbery	0	0.0	0	0.0
Assault Offenses (Total)	0	0.0	0	0.0
Aggravated Assault	0	0.0	0	0.0
Simple Assault	0	0.0	0	0.0
Intimidation	0	0.0	0	0.0
Stalking	0	0.0	0	0.0
Arson	0	0.0	0	0.0
Extortion/Blackmail	0	0.0	0	0.0
Burglary	0	0.0	0	0.0
Larceny/Theft Offenses (Total)	4	3.6	0	0.0
Theft - Pocket-picking	0	0.0	0	0.0
Theft - Purse Snatching	0	0.0	0	0.0
Theft - Shoplifting	0	0.0	0	0.0
Theft From Building	0	0.0	0	0.0
Theft From Coin Machine	0	0.0	0	0.0
Theft From Motor Vehicle	3	2.7	0	0.0
Theft of Motor Vehicle Parts	0	0.0	0	0.0
Theft - All Other Larceny	1	0.9	0	0.0
Motor Vehicle Theft	1	0.9	1	100.0
Counterfeiting/Forgery	0	0.0	0	0.0
Fraud Offenses (Total)	0	0.0	0	0.0
Fraud - Computer Hacking/Invasion	0	0.0	0	0.0
Fraud - Credit Card/ATM	0	0.0	0	0.0
Fraud - False Pretenses	0	0.0	0	0.0
Fraud - Identity Theft	0	0.0	0	0.0
Fraud - Impersonation	0	0.0	0	0.0
Fraud - Welfare	0	0.0	0	0.0
Fraud - Wire	0	0.0	0	0.0
Embezzlement	0	0.0	0	0.0
Stolen Property Offenses	0	0.0	0	0.0
Destruction/Damage/Vandalism	1	0.9	0	0.0
Drug/Narcotic Violations (Total)	2	1.8	2	100.0
Drug/Narcotic Violations	1	0.9	1	100.0
Drug/Narcotic Equipment Violations	1	0.9	1	100.0

GROUP A OFFENSES	Offense	Rate per 1,000	Cleared	% Cleared
Sex Offenses (Nonforcible) (Total)	0	0.0	0	0.0
Incest	0	0.0	0	0.0
Statutory Rape	0	0.0	0	0.0
Pornography/Obscene Material	0	0.0	0	0.0
Gambling Offenses (Total)	0	0.0	0	0.0
Gambling - Betting/Wagering	0	0.0	0	0.0
Gambling - Operating/Promoting	0	0.0	0	0.0
Gambling - Equipment Violations	0	0.0	0	0.0
Gambling - Sports Tampering	0	0.0	0	0.0
Prostitution Offenses (Total)	0	0.0	0	0.0
Prostitution	0	0.0	0	0.0
Prostitution Assisting/Promoting	0	0.0	0	0.0
Purchasing Prostitution	0	0.0	0	0.0
Human Trafficking Offenses (Total)	0	0.0	0	0.0
Commercial Sex Acts	0	0.0	0	0.0
Involuntary Servitude	0	0.0	0	0.0
Bribery	0	0.0	0	0.0
Weapon Law Violations	0	0.0	0	0.0
Animal Cruelty	0	0.0	0	0.0

GROUP B OFFENSES	Offenses	Rate per 1,000
Bad Checks	0	0.0
Curfew/Vagrancy	0	0.0
Disorderly Conduct	0	0.0
DUI	0	0.0
Drunkenness	0	0.0
Family-Non Violent	0	0.0
Liquor Law Violations	4	3.6
Peeping Tom	0	0.0
Trespass	0	0.0
All Other Offenses	0	0.0

2018 Fall Term Campus Population	
Undergraduate Enrollment	952
Graduate Enrollment	25
Staff Personnel	71
Faculty Personnel	64
Security Personnel	5
Total Campus Population	1,117



Trevecca Nazarene University - 2018

GROUP A OFFENSES	Offense	Rate per 1,000	Cleared	% Cleared
Homicide Offenses (Total)	0	0.0	0	0.0
Murder	0	0.0	0	0.0
Negligent Manslaughter	0	0.0	0	0.0
Negligent Vehicular Manslaughter	0	0.0	0	0.0
Kidnapping/Abduction	0	0.0	0	0.0
Sex Offenses (Forcible) (Total)	0	0.0	0	0.0
Forcible Rape	0	0.0	0	0.0
Forcible Sodomy	0	0.0	0	0.0
Sexual Assault W/Object	0	0.0	0	0.0
Forcible Fondling	0	0.0	0	0.0
Robbery	0	0.0	0	0.0
Assault Offenses (Total)	1	0.3	0	0.0
Aggravated Assault	0	0.0	0	0.0
Simple Assault	0	0.0	0	0.0
Intimidation	0	0.0	0	0.0
Stalking	1	0.3	0	0.0
Arson	0	0.0	0	0.0
Extortion/Blackmail	0	0.0	0	0.0
Burglary	2	0.7	0	0.0
Larceny/Theft Offenses (Total)	3	1.0	0	0.0
Theft - Pocket-picking	0	0.0	0	0.0
Theft - Purse Snatching	0	0.0	0	0.0
Theft - Shoplifting	0	0.0	0	0.0
Theft From Building	0	0.0	0	0.0
Theft From Coin Machine	0	0.0	0	0.0
Theft From Motor Vehicle	3	1.0	0	0.0
Theft of Motor Vehicle Parts	0	0.0	0	0.0
Theft - All Other Larceny	0	0.0	0	0.0
Motor Vehicle Theft	0	0.0	0	0.0
Counterfeiting/Forgery	0	0.0	0	0.0
Fraud Offenses (Total)	0	0.0	0	0.0
Fraud - Computer Hacking/Invasion	0	0.0	0	0.0
Fraud - Credit Card/ATM	0	0.0	0	0.0
Fraud - False Pretenses	0	0.0	0	0.0
Fraud - Identity Theft	0	0.0	0	0.0
Fraud - Impersonation	0	0.0	0	0.0
Fraud - Welfare	0	0.0	0	0.0
Fraud - Wire	0	0.0	0	0.0
Embezzlement	0	0.0	0	0.0
Stolen Property Offenses	0	0.0	0	0.0
Destruction/Damage/Vandalism	1	0.3	0	0.0
Drug/Narcotic Violations (Total)	0	0.0	0	0.0
Drug/Narcotic Violations	0	0.0	0	0.0
Drug/Narcotic Equipment Violations	0	0.0	0	0.0

GROUP A OFFENSES	Offense	Rate per 1,000	Cleared	% Cleared
Sex Offenses (Nonforcible) (Total)	0	0.0	0	0.0
Incest	0	0.0	0	0.0
Statutory Rape	0	0.0	0	0.0
Pornography/Obscene Material	0	0.0	0	0.0
Gambling Offenses (Total)	0	0.0	0	0.0
Gambling - Betting/Wagering	0	0.0	0	0.0
Gambling - Operating/Promoting	0	0.0	0	0.0
Gambling - Equipment Violations	0	0.0	0	0.0
Gambling - Sports Tampering	0	0.0	0	0.0
Prostitution Offenses (Total)	0	0.0	0	0.0
Prostitution	0	0.0	0	0.0
Prostitution Assisting/Promoting	0	0.0	0	0.0
Purchasing Prostitution	0	0.0	0	0.0
Human Trafficking Offenses (Total)	0	0.0	0	0.0
Commercial Sex Acts	0	0.0	0	0.0
Involuntary Servitude	0	0.0	0	0.0
Bribery	0	0.0	0	0.0
Weapon Law Violations	0	0.0	0	0.0
Animal Cruelty	0	0.0	0	0.0

GROUP B OFFENSES	Offenses	Rate per 1,000
Bad Checks	0	0.0
Curfew/Vagrancy	0	0.0
Disorderly Conduct	0	0.0
DUI	0	0.0
Drunkenness	0	0.0
Family-Non Violent	0	0.0
Liquor Law Violations	0	0.0
Peeping Tom	0	0.0
Trespass	0	0.0
All Other Offenses	0	0.0

2018 Fall Term Campus Population	
Undergraduate Enrollment	1,464
Graduate Enrollment	1,243
Staff Personnel	221
Faculty Personnel	130
Security Personnel	10
Total Campus Population	3,068



Tusculum College - 2018

GROUP A OFFENSES	Offense	Rate per 1,000	Cleared	% Cleared
Homicide Offenses (Total)	0	0.0	0	0.0
Murder	0	0.0	0	0.0
Negligent Manslaughter	0	0.0	0	0.0
Negligent Vehicular Manslaughter	0	0.0	0	0.0
Kidnapping/Abduction	0	0.0	0	0.0
Sex Offenses (Forcible) (Total)	1	0.5	1	100.0
Forcible Rape	0	0.0	0	0.0
Forcible Sodomy	0	0.0	0	0.0
Sexual Assault W/Object	0	0.0	0	0.0
Forcible Fondling	1	0.5	1	100.0
Robbery	0	0.0	0	0.0
Assault Offenses (Total)	2	1.0	2	100.0
Aggravated Assault	0	0.0	0	0.0
Simple Assault	2	1.0	2	100.0
Intimidation	0	0.0	0	0.0
Stalking	0	0.0	0	0.0
Arson	0	0.0	0	0.0
Extortion/Blackmail	0	0.0	0	0.0
Burglary	1	0.5	0	0.0
Larceny/Theft Offenses (Total)	5	2.5	1	20.0
Theft - Pocket-picking	0	0.0	0	0.0
Theft - Purse Snatching	0	0.0	0	0.0
Theft - Shoplifting	0	0.0	0	0.0
Theft From Building	4	2.0	1	25.0
Theft From Coin Machine	0	0.0	0	0.0
Theft From Motor Vehicle	0	0.0	0	0.0
Theft of Motor Vehicle Parts	0	0.0	0	0.0
Theft - All Other Larceny	1	0.5	0	0.0
Motor Vehicle Theft	0	0.0	0	0.0
Counterfeiting/Forgery	0	0.0	0	0.0
Fraud Offenses (Total)	0	0.0	0	0.0
Fraud - Computer Hacking/Invasion	0	0.0	0	0.0
Fraud - Credit Card/ATM	0	0.0	0	0.0
Fraud - False Pretenses	0	0.0	0	0.0
Fraud - Identity Theft	0	0.0	0	0.0
Fraud - Impersonation	0	0.0	0	0.0
Fraud - Welfare	0	0.0	0	0.0
Fraud - Wire	0	0.0	0	0.0
Embezzlement	0	0.0	0	0.0
Stolen Property Offenses	0	0.0	0	0.0
Destruction/Damage/Vandalism	3	1.5	0	0.0
Drug/Narcotic Violations (Total)	7	3.4	7	100.0
Drug/Narcotic Violations	5	2.5	5	100.0
Drug/Narcotic Equipment Violations	2	1.0	2	100.0

GROUP A OFFENSES	Offense	Rate per 1,000	Cleared	% Cleared
Sex Offenses (Nonforcible) (Total)	0	0.0	0	0.0
Incest	0	0.0	0	0.0
Statutory Rape	0	0.0	0	0.0
Pornography/Obscene Material	0	0.0	0	0.0
Gambling Offenses (Total)	0	0.0	0	0.0
Gambling - Betting/Wagering	0	0.0	0	0.0
Gambling - Operating/Promoting	0	0.0	0	0.0
Gambling - Equipment Violations	0	0.0	0	0.0
Gambling - Sports Tampering	0	0.0	0	0.0
Prostitution Offenses (Total)	0	0.0	0	0.0
Prostitution	0	0.0	0	0.0
Prostitution Assisting/Promoting	0	0.0	0	0.0
Purchasing Prostitution	0	0.0	0	0.0
Human Trafficking Offenses (Total)	0	0.0	0	0.0
Commercial Sex Acts	0	0.0	0	0.0
Involuntary Servitude	0	0.0	0	0.0
Bribery	0	0.0	0	0.0
Weapon Law Violations	0	0.0	0	0.0
Animal Cruelty	0	0.0	0	0.0

GROUP B OFFENSES	Offenses	Rate per 1,000
Bad Checks	0	0.0
Curfew/Vagrancy	0	0.0
Disorderly Conduct	0	0.0
DUI	0	0.0
Drunkenness	0	0.0
Family-Non Violent	0	0.0
Liquor Law Violations	3	1.5
Peeping Tom	0	0.0
Trespass	0	0.0
All Other Offenses	0	0.0

2018 Fall Term Campus Population	
Undergraduate Enrollment	1,349
Graduate Enrollment	302
Staff Personnel	290
Faculty Personnel	91
Security Personnel	8
Total Campus Population	2,040



Union University - 2018

GROUP A OFFENSES	Offense	Rate per 1,000	Cleared	% Cleared
Homicide Offenses (Total)	0	0.0	0	0.0
Murder	0	0.0	0	0.0
Negligent Manslaughter	0	0.0	0	0.0
Negligent Vehicular Manslaughter	0	0.0	0	0.0
Kidnapping/Abduction	0	0.0	0	0.0
Sex Offenses (Forcible) (Total)	2	0.8	1	50.0
Forcible Rape	1	0.4	0	0.0
Forcible Sodomy	0	0.0	0	0.0
Sexual Assault W/Object	0	0.0	0	0.0
Forcible Fondling	1	0.4	1	100.0
Robbery	0	0.0	0	0.0
Assault Offenses (Total)	2	0.8	0	0.0
Aggravated Assault	0	0.0	0	0.0
Simple Assault	1	0.4	0	0.0
Intimidation	1	0.4	0	0.0
Stalking	0	0.0	0	0.0
Arson	0	0.0	0	0.0
Extortion/Blackmail	0	0.0	0	0.0
Burglary	2	0.8	2	100.0
Larceny/Theft Offenses (Total)	7	2.7	1	14.3
Theft - Pocket-picking	0	0.0	0	0.0
Theft - Purse Snatching	0	0.0	0	0.0
Theft - Shoplifting	0	0.0	0	0.0
Theft From Building	3	1.2	1	33.3
Theft From Coin Machine	0	0.0	0	0.0
Theft From Motor Vehicle	0	0.0	0	0.0
Theft of Motor Vehicle Parts	1	0.4	0	0.0
Theft - All Other Larceny	3	1.2	0	0.0
Motor Vehicle Theft	1	0.4	0	0.0
Counterfeiting/Forgery	0	0.0	0	0.0
Fraud Offenses (Total)	0	0.0	0	0.0
Fraud - Computer Hacking/Invasion	0	0.0	0	0.0
Fraud - Credit Card/ATM	0	0.0	0	0.0
Fraud - False Pretenses	0	0.0	0	0.0
Fraud - Identity Theft	0	0.0	0	0.0
Fraud - Impersonation	0	0.0	0	0.0
Fraud - Welfare	0	0.0	0	0.0
Fraud - Wire	0	0.0	0	0.0
Embezzlement	0	0.0	0	0.0
Stolen Property Offenses	0	0.0	0	0.0
Destruction/Damage/Vandalism	9	3.5	2	22.2
Drug/Narcotic Violations (Total)	3	1.2	3	100.0
Drug/Narcotic Violations	2	0.8	2	100.0
Drug/Narcotic Equipment Violations	1	0.4	1	100.0

GROUP A OFFENSES	Offense	Rate per 1,000	Cleared	% Cleared
Sex Offenses (Nonforcible) (Total)	0	0.0	0	0.0
Incest	0	0.0	0	0.0
Statutory Rape	0	0.0	0	0.0
Pornography/Obscene Material	0	0.0	0	0.0
Gambling Offenses (Total)	0	0.0	0	0.0
Gambling - Betting/Wagering	0	0.0	0	0.0
Gambling - Operating/Promoting	0	0.0	0	0.0
Gambling - Equipment Violations	0	0.0	0	0.0
Gambling - Sports Tampering	0	0.0	0	0.0
Prostitution Offenses (Total)	0	0.0	0	0.0
Prostitution	0	0.0	0	0.0
Prostitution Assisting/Promoting	0	0.0	0	0.0
Purchasing Prostitution	0	0.0	0	0.0
Human Trafficking Offenses (Total)	0	0.0	0	0.0
Commercial Sex Acts	0	0.0	0	0.0
Involuntary Servitude	0	0.0	0	0.0
Bribery	0	0.0	0	0.0
Weapon Law Violations	0	0.0	0	0.0
Animal Cruelty	0	0.0	0	0.0

GROUP B OFFENSES	Offenses	Rate per 1,000
Bad Checks	0	0.0
Curfew/Vagrancy	0	0.0
Disorderly Conduct	0	0.0
DUI	0	0.0
Drunkenness	0	0.0
Family-Non Violent	0	0.0
Liquor Law Violations	0	0.0
Peeping Tom	0	0.0
Trespass	0	0.0
All Other Offenses	0	0.0

2018 Fall Term Campus Population	
Undergraduate Enrollment	1,913
Graduate Enrollment	989
Staff Personnel	275
Faculty Personnel	234
Security Personnel	10
Total Campus Population	3,421



University of Memphis - 2018

GROUP A OFFENSES	Offense	Rate per 1,000	Cleared	% Cleared
Homicide Offenses (Total)	0	0.0	0	0.0
Murder	0	0.0	0	0.0
Negligent Manslaughter	0	0.0	0	0.0
Negligent Vehicular Manslaughter	0	0.0	0	0.0
Kidnapping/Abduction	0	0.0	0	0.0
Sex Offenses (Forcible) (Total)	6	0.3	4	66.7
Forcible Rape	1	0.0	0	0.0
Forcible Sodomy	0	0.0	0	0.0
Sexual Assault W/Object	0	0.0	0	0.0
Forcible Fondling	5	0.2	4	80.0
Robbery	2	0.1	0	0.0
Assault Offenses (Total)	41	1.8	29	70.7
Aggravated Assault	5	0.2	5	100.0
Simple Assault	22	1.0	17	77.3
Intimidation	14	0.6	7	50.0
Stalking	0	0.0	0	0.0
Arson	0	0.0	0	0.0
Extortion/Blackmail	1	0.0	0	0.0
Burglary	17	0.8	4	23.5
Larceny/Theft Offenses (Total)	107	4.7	16	15.0
Theft - Pocket-picking	0	0.0	0	0.0
Theft - Purse Snatching	0	0.0	0	0.0
Theft - Shoplifting	7	0.3	5	71.4
Theft From Building	43	1.9	5	11.6
Theft From Coin Machine	7	0.3	2	28.6
Theft From Motor Vehicle	24	1.1	4	16.7
Theft of Motor Vehicle Parts	10	0.4	0	0.0
Theft - All Other Larceny	16	0.7	0	0.0
Motor Vehicle Theft	14	0.6	5	35.7
Counterfeiting/Forgery	2	0.1	0	0.0
Fraud Offenses (Total)	15	0.7	6	40.0
Fraud - Computer Hacking/Invasion	0	0.0	0	0.0
Fraud - Credit Card/ATM	13	0.6	5	38.5
Fraud - False Pretenses	2	0.1	1	50.0
Fraud - Identity Theft	0	0.0	0	0.0
Fraud - Impersonation	0	0.0	0	0.0
Fraud - Welfare	0	0.0	0	0.0
Fraud - Wire	0	0.0	0	0.0
Embezzlement	1	0.0	1	100.0
Stolen Property Offenses	0	0.0	0	0.0
Destruction/Damage/Vandalism	40	1.8	11	27.5
Drug/Narcotic Violations (Total)	11	0.5	11	100.0
Drug/Narcotic Violations	6	0.3	6	100.0
Drug/Narcotic Equipment Violations	5	0.2	5	100.0

GROUP A OFFENSES	Offense	Rate per 1,000	Cleared	% Cleared
Sex Offenses (Nonforcible) (Total)	0	0.0	0	0.0
Incest	0	0.0	0	0.0
Statutory Rape	0	0.0	0	0.0
Pornography/Obscene Material	0	0.0	0	0.0
Gambling Offenses (Total)	0	0.0	0	0.0
Gambling - Betting/Wagering	0	0.0	0	0.0
Gambling - Operating/Promoting	0	0.0	0	0.0
Gambling - Equipment Violations	0	0.0	0	0.0
Gambling - Sports Tampering	0	0.0	0	0.0
Prostitution Offenses (Total)	0	0.0	0	0.0
Prostitution	0	0.0	0	0.0
Prostitution Assisting/Promoting	0	0.0	0	0.0
Purchasing Prostitution	0	0.0	0	0.0
Human Trafficking Offenses (Total)	0	0.0	0	0.0
Commercial Sex Acts	0	0.0	0	0.0
Involuntary Servitude	0	0.0	0	0.0
Bribery	0	0.0	0	0.0
Weapon Law Violations	1	0.0	1	100.0
Animal Cruelty	0	0.0	0	0.0

GROUP B OFFENSES	Offenses	Rate per 1,000
Bad Checks	0	0.0
Curfew/Vagrancy	0	0.0
Disorderly Conduct	1	0.0
DUI	0	0.0
Drunkenness	0	0.0
Family-Non Violent	0	0.0
Liquor Law Violations	0	0.0
Peeping Tom	0	0.0
Trespass	14	0.6
All Other Offenses	2	0.1

2018 Fall Term Campus Population	
Undergraduate Enrollment	15,559
Graduate Enrollment	3,548
Staff Personnel	1,883
Faculty Personnel	1,474
Security Personnel	67
Total Campus Population	22,531



University of Tennessee at Chattanooga - 2018

GROUP A OFFENSES	Offense	Rate per 1,000	Cleared	% Cleared
Homicide Offenses (Total)	0	0.0	0	0.0
Murder	0	0.0	0	0.0
Negligent Manslaughter	0	0.0	0	0.0
Negligent Vehicular Manslaughter	0	0.0	0	0.0
Kidnapping/Abduction	0	0.0	0	0.0
Sex Offenses (Forcible) (Total)	4	0.3	0	0.0
Forcible Rape	3	0.2	0	0.0
Forcible Sodomy	0	0.0	0	0.0
Sexual Assault W/Object	0	0.0	0	0.0
Forcible Fondling	1	0.1	0	0.0
Robbery	0	0.0	0	0.0
Assault Offenses (Total)	26	2.0	9	34.6
Aggravated Assault	5	0.4	5	100.0
Simple Assault	9	0.7	4	44.4
Intimidation	4	0.3	0	0.0
Stalking	8	0.6	0	0.0
Arson	0	0.0	0	0.0
Extortion/Blackmail	1	0.1	0	0.0
Burglary	28	2.1	2	7.1
Larceny/Theft Offenses (Total)	84	6.4	4	4.8
Theft - Pocket-picking	0	0.0	0	0.0
Theft - Purse Snatching	0	0.0	0	0.0
Theft - Shoplifting	0	0.0	0	0.0
Theft From Building	16	1.2	0	0.0
Theft From Coin Machine	9	0.7	1	11.1
Theft From Motor Vehicle	17	1.3	0	0.0
Theft of Motor Vehicle Parts	2	0.2	0	0.0
Theft - All Other Larceny	40	3.0	3	7.5
Motor Vehicle Theft	9	0.7	0	0.0
Counterfeiting/Forgery	0	0.0	0	0.0
Fraud Offenses (Total)	5	0.4	1	20.0
Fraud - Computer Hacking/Invasion	0	0.0	0	0.0
Fraud - Credit Card/ATM	1	0.1	0	0.0
Fraud - False Pretenses	2	0.2	0	0.0
Fraud - Identity Theft	0	0.0	0	0.0
Fraud - Impersonation	2	0.2	1	50.0
Fraud - Welfare	0	0.0	0	0.0
Fraud - Wire	0	0.0	0	0.0
Embezzlement	0	0.0	0	0.0
Stolen Property Offenses	0	0.0	0	0.0
Destruction/Damage/Vandalism	39	2.9	4	10.3
Drug/Narcotic Violations (Total)	105	7.9	105	100.0
Drug/Narcotic Violations	56	4.2	56	100.0
Drug/Narcotic Equipment Violations	49	3.7	49	100.0

GROUP A OFFENSES	Offense	Rate per 1,000	Cleared	% Cleared
Sex Offenses (Nonforcible) (Total)	0	0.0	0	0.0
Incest	0	0.0	0	0.0
Statutory Rape	0	0.0	0	0.0
Pornography/Obscene Material	0	0.0	0	0.0
Gambling Offenses (Total)	0	0.0	0	0.0
Gambling - Betting/Wagering	0	0.0	0	0.0
Gambling - Operating/Promoting	0	0.0	0	0.0
Gambling - Equipment Violations	0	0.0	0	0.0
Gambling - Sports Tampering	0	0.0	0	0.0
Prostitution Offenses (Total)	0	0.0	0	0.0
Prostitution	0	0.0	0	0.0
Prostitution Assisting/Promoting	0	0.0	0	0.0
Purchasing Prostitution	0	0.0	0	0.0
Human Trafficking Offenses (Total)	0	0.0	0	0.0
Commercial Sex Acts	0	0.0	0	0.0
Involuntary Servitude	0	0.0	0	0.0
Bribery	0	0.0	0	0.0
Weapon Law Violations	2	0.2	2	100.0
Animal Cruelty	0	0.0	0	0.0

GROUP B OFFENSES	Offenses	Rate per 1,000
Bad Checks	0	0.0
Curfew/Vagrancy	0	0.0
Disorderly Conduct	0	0.0
DUI	3	0.2
Drunkenness	17	1.3
Family-Non Violent	0	0.0
Liquor Law Violations	44	3.3
Peeping Tom	0	0.0
Trespass	3	0.2
All Other Offenses	14	1.1

2018 Fall Term Campus Population	
Undergraduate Enrollment	9,859
Graduate Enrollment	822
Staff Personnel	1,795
Faculty Personnel	674
Security Personnel	71
Total Campus Population	13,221



University of Tennessee at Knoxville - 2018

GROUP A OFFENSES	Offense	Rate per 1,000	Cleared	% Cleared
Homicide Offenses (Total)	0	0.0	0	0.0
Murder	0	0.0	0	0.0
Negligent Manslaughter	0	0.0	0	0.0
Negligent Vehicular Manslaughter	0	0.0	0	0.0
Kidnapping/Abduction	1	0.0	1	100.0
Sex Offenses (Forcible) (Total)	3	0.1	2	66.7
Forcible Rape	2	0.1	1	50.0
Forcible Sodomy	1	0.0	1	100.0
Sexual Assault W/Object	0	0.0	0	0.0
Forcible Fondling	0	0.0	0	0.0
Robbery	2	0.1	1	50.0
Assault Offenses (Total)	27	0.8	19	70.4
Aggravated Assault	1	0.0	1	100.0
Simple Assault	17	0.5	14	82.4
Intimidation	4	0.1	1	25.0
Stalking	5	0.1	3	60.0
Arson	0	0.0	0	0.0
Extortion/Blackmail	5	0.1	1	20.0
Burglary	12	0.3	4	33.3
Larceny/Theft Offenses (Total)	179	5.0	37	20.7
Theft - Pocket-picking	0	0.0	0	0.0
Theft - Purse Snatching	0	0.0	0	0.0
Theft - Shoplifting	9	0.3	8	88.9
Theft From Building	61	1.7	11	18.0
Theft From Coin Machine	1	0.0	0	0.0
Theft From Motor Vehicle	41	1.2	4	9.8
Theft of Motor Vehicle Parts	8	0.2	1	12.5
Theft - All Other Larceny	59	1.7	13	22.0
Motor Vehicle Theft	20	0.6	9	45.0
Counterfeiting/Forgery	2	0.1	1	50.0
Fraud Offenses (Total)	6	0.2	4	66.7
Fraud - Computer Hacking/Invasion	0	0.0	0	0.0
Fraud - Credit Card/ATM	4	0.1	3	75.0
Fraud - False Pretenses	1	0.0	0	0.0
Fraud - Identity Theft	0	0.0	0	0.0
Fraud - Impersonation	1	0.0	1	100.0
Fraud - Welfare	0	0.0	0	0.0
Fraud - Wire	0	0.0	0	0.0
Embezzlement	0	0.0	0	0.0
Stolen Property Offenses	3	0.1	3	100.0
Destruction/Damage/Vandalism	46	1.3	14	30.4
Drug/Narcotic Violations (Total)	153	4.3	151	98.7
Drug/Narcotic Violations	92	2.6	90	97.8
Drug/Narcotic Equipment Violations	61	1.7	61	100.0

GROUP A OFFENSES	Offense	Rate per 1,000	Cleared	% Cleared
Sex Offenses (Nonforcible) (Total)	0	0.0	0	0.0
Incest	0	0.0	0	0.0
Statutory Rape	0	0.0	0	0.0
Pornography/Obscene Material	1	0.0	0	0.0
Gambling Offenses (Total)	0	0.0	0	0.0
Gambling - Betting/Wagering	0	0.0	0	0.0
Gambling - Operating/Promoting	0	0.0	0	0.0
Gambling - Equipment Violations	0	0.0	0	0.0
Gambling - Sports Tampering	0	0.0	0	0.0
Prostitution Offenses (Total)	0	0.0	0	0.0
Prostitution	0	0.0	0	0.0
Prostitution Assisting/Promoting	0	0.0	0	0.0
Purchasing Prostitution	0	0.0	0	0.0
Human Trafficking Offenses (Total)	0	0.0	0	0.0
Commercial Sex Acts	0	0.0	0	0.0
Involuntary Servitude	0	0.0	0	0.0
Bribery	0	0.0	0	0.0
Weapon Law Violations	8	0.2	8	100.0
Animal Cruelty	0	0.0	0	0.0

GROUP B OFFENSES	Offenses	Rate per 1,000
Bad Checks	0	0.0
Curfew/Vagrancy	5	0.1
Disorderly Conduct	7	0.2
DUI	35	1.0
Drunkenness	69	1.9
Family-Non Violent	0	0.0
Liquor Law Violations	28	0.8
Peeping Tom	0	0.0
Trespass	10	0.3
All Other Offenses	16	0.5

2018 Fall Term Campus Population	
Undergraduate Enrollment	22,815
Graduate Enrollment	6,070
Staff Personnel	4,989
Faculty Personnel	1,567
Security Personnel	86
Total Campus Population	35,527



University of Tennessee at Martin - 2018

GROUP A OFFENSES	Offense	Rate per 1,000	Cleared	% Cleared
Homicide Offenses (Total)	0	0.0	0	0.0
Murder	0	0.0	0	0.0
Negligent Manslaughter	0	0.0	0	0.0
Negligent Vehicular Manslaughter	0	0.0	0	0.0
Kidnapping/Abduction	0	0.0	0	0.0
Sex Offenses (Forcible) (Total)	3	0.4	3	100.0
Forcible Rape	2	0.2	2	100.0
Forcible Sodomy	0	0.0	0	0.0
Sexual Assault W/Object	0	0.0	0	0.0
Forcible Fondling	1	0.1	1	100.0
Robbery	0	0.0	0	0.0
Assault Offenses (Total)	7	0.9	7	100.0
Aggravated Assault	0	0.0	0	0.0
Simple Assault	4	0.5	4	100.0
Intimidation	3	0.4	3	100.0
Stalking	0	0.0	0	0.0
Arson	0	0.0	0	0.0
Extortion/Blackmail	0	0.0	0	0.0
Burglary	1	0.1	0	0.0
Larceny/Theft Offenses (Total)	27	3.3	6	22.2
Theft - Pocket-picking	0	0.0	0	0.0
Theft - Purse Snatching	0	0.0	0	0.0
Theft - Shoplifting	3	0.4	3	100.0
Theft From Building	11	1.4	1	9.1
Theft From Coin Machine	0	0.0	0	0.0
Theft From Motor Vehicle	7	0.9	2	28.6
Theft of Motor Vehicle Parts	0	0.0	0	0.0
Theft - All Other Larceny	6	0.7	0	0.0
Motor Vehicle Theft	0	0.0	0	0.0
Counterfeiting/Forgery	0	0.0	0	0.0
Fraud Offenses (Total)	0	0.0	0	0.0
Fraud - Computer Hacking/Invasion	0	0.0	0	0.0
Fraud - Credit Card/ATM	0	0.0	0	0.0
Fraud - False Pretenses	0	0.0	0	0.0
Fraud - Identity Theft	0	0.0	0	0.0
Fraud - Impersonation	0	0.0	0	0.0
Fraud - Welfare	0	0.0	0	0.0
Fraud - Wire	0	0.0	0	0.0
Embezzlement	0	0.0	0	0.0
Stolen Property Offenses	0	0.0	0	0.0
Destruction/Damage/Vandalism	6	0.7	1	16.7
Drug/Narcotic Violations (Total)	17	2.1	17	100.0
Drug/Narcotic Violations	12	1.5	12	100.0
Drug/Narcotic Equipment Violations	5	0.6	5	100.0

GROUP A OFFENSES	Offense	Rate per 1,000	Cleared	% Cleared
Sex Offenses (Nonforcible) (Total)	0	0.0	0	0.0
Incest	0	0.0	0	0.0
Statutory Rape	0	0.0	0	0.0
Pornography/Obscene Material	0	0.0	0	0.0
Gambling Offenses (Total)	0	0.0	0	0.0
Gambling - Betting/Wagering	0	0.0	0	0.0
Gambling - Operating/Promoting	0	0.0	0	0.0
Gambling - Equipment Violations	0	0.0	0	0.0
Gambling - Sports Tampering	0	0.0	0	0.0
Prostitution Offenses (Total)	0	0.0	0	0.0
Prostitution	0	0.0	0	0.0
Prostitution Assisting/Promoting	0	0.0	0	0.0
Purchasing Prostitution	0	0.0	0	0.0
Human Trafficking Offenses (Total)	0	0.0	0	0.0
Commercial Sex Acts	0	0.0	0	0.0
Involuntary Servitude	0	0.0	0	0.0
Bribery	0	0.0	0	0.0
Weapon Law Violations	0	0.0	0	0.0
Animal Cruelty	0	0.0	0	0.0

GROUP B OFFENSES	Offenses	Rate per 1,000
Bad Checks	0	0.0
Curfew/Vagrancy	0	0.0
Disorderly Conduct	0	0.0
DUI	0	0.0
Drunkenness	2	0.2
Family-Non Violent	1	0.1
Liquor Law Violations	19	2.3
Peeping Tom	0	0.0
Trespass	0	0.0
All Other Offenses	4	0.5

2018 Fall Term Campus Population	
Undergraduate Enrollment	6,694
Graduate Enrollment	375
Staff Personnel	713
Faculty Personnel	297
Security Personnel	16
Total Campus Population	8,095



University of Tennessee Health Sciences Center - 2018

GROUP A OFFENSES	Offense	Rate per 1,000	Cleared	% Cleared
Homicide Offenses (Total)	0	0.0	0	0.0
Murder	0	0.0	0	0.0
Negligent Manslaughter	0	0.0	0	0.0
Negligent Vehicular Manslaughter	0	0.0	0	0.0
Kidnapping/Abduction	0	0.0	0	0.0
Sex Offenses (Forcible) (Total)	0	0.0	0	0.0
Forcible Rape	0	0.0	0	0.0
Forcible Sodomy	0	0.0	0	0.0
Sexual Assault W/Object	0	0.0	0	0.0
Forcible Fondling	0	0.0	0	0.0
Robbery	0	0.0	0	0.0
Assault Offenses (Total)	8	0.9	4	50.0
Aggravated Assault	0	0.0	0	0.0
Simple Assault	3	0.4	3	100.0
Intimidation	3	0.4	0	0.0
Stalking	2	0.2	1	50.0
Arson	0	0.0	0	0.0
Extortion/Blackmail	0	0.0	0	0.0
Burglary	3	0.4	3	100.0
Larceny/Theft Offenses (Total)	26	3.1	5	19.2
Theft - Pocket-picking	0	0.0	0	0.0
Theft - Purse Snatching	0	0.0	0	0.0
Theft - Shoplifting	0	0.0	0	0.0
Theft From Building	9	1.1	2	22.2
Theft From Coin Machine	2	0.2	2	100.0
Theft From Motor Vehicle	12	1.4	1	8.3
Theft of Motor Vehicle Parts	1	0.1	0	0.0
Theft - All Other Larceny	2	0.2	0	0.0
Motor Vehicle Theft	0	0.0	0	0.0
Counterfeiting/Forgery	0	0.0	0	0.0
Fraud Offenses (Total)	1	0.1	0	0.0
Fraud - Computer Hacking/Invasion	0	0.0	0	0.0
Fraud - Credit Card/ATM	1	0.1	0	0.0
Fraud - False Pretenses	0	0.0	0	0.0
Fraud - Identity Theft	0	0.0	0	0.0
Fraud - Impersonation	0	0.0	0	0.0
Fraud - Welfare	0	0.0	0	0.0
Fraud - Wire	0	0.0	0	0.0
Embezzlement	0	0.0	0	0.0
Stolen Property Offenses	0	0.0	0	0.0
Destruction/Damage/Vandalism	5	0.6	1	20.0
Drug/Narcotic Violations (Total)	0	0.0	0	0.0
Drug/Narcotic Violations	0	0.0	0	0.0
Drug/Narcotic Equipment Violations	0	0.0	0	0.0

GROUP A OFFENSES	Offense	Rate per 1,000	Cleared	% Cleared
Sex Offenses (Nonforcible) (Total)	0	0.0	0	0.0
Incest	0	0.0	0	0.0
Statutory Rape	0	0.0	0	0.0
Pornography/Obscene Material	0	0.0	0	0.0
Gambling Offenses (Total)	0	0.0	0	0.0
Gambling - Betting/Wagering	0	0.0	0	0.0
Gambling - Operating/Promoting	0	0.0	0	0.0
Gambling - Equipment Violations	0	0.0	0	0.0
Gambling - Sports Tampering	0	0.0	0	0.0
Prostitution Offenses (Total)	0	0.0	0	0.0
Prostitution	0	0.0	0	0.0
Prostitution Assisting/Promoting	0	0.0	0	0.0
Purchasing Prostitution	0	0.0	0	0.0
Human Trafficking Offenses (Total)	0	0.0	0	0.0
Commercial Sex Acts	0	0.0	0	0.0
Involuntary Servitude	0	0.0	0	0.0
Bribery	0	0.0	0	0.0
Weapon Law Violations	0	0.0	0	0.0
Animal Cruelty	0	0.0	0	0.0

GROUP B OFFENSES	Offenses	Rate per 1,000
Bad Checks	0	0.0
Curfew/Vagrancy	0	0.0
Disorderly Conduct	0	0.0
DUI	1	0.1
Drunkenness	2	0.2
Family-Non Violent	0	0.0
Liquor Law Violations	0	0.0
Peeping Tom	0	0.0
Trespass	5	0.6
All Other Offenses	0	0.0

2018 Fall Term Campus Population	
Undergraduate Enrollment	353
Graduate Enrollment	2,837
Staff Personnel	3,519
Faculty Personnel	1,711
Security Personnel	63
Total Campus Population	8,483



University of Tennessee Space Institute - 2018

GROUP A OFFENSES	Offense	Rate per 1,000	Cleared	% Cleared
Homicide Offenses (Total)	0	0.0	0	0.0
Murder	0	0.0	0	0.0
Negligent Manslaughter	0	0.0	0	0.0
Negligent Vehicular Manslaughter	0	0.0	0	0.0
Kidnapping/Abduction	0	0.0	0	0.0
Sex Offenses (Forcible) (Total)	0	0.0	0	0.0
Forcible Rape	0	0.0	0	0.0
Forcible Sodomy	0	0.0	0	0.0
Sexual Assault W/Object	0	0.0	0	0.0
Forcible Fondling	0	0.0	0	0.0
Robbery	0	0.0	0	0.0
Assault Offenses (Total)	0	0.0	0	0.0
Aggravated Assault	0	0.0	0	0.0
Simple Assault	0	0.0	0	0.0
Intimidation	0	0.0	0	0.0
Stalking	0	0.0	0	0.0
Arson	0	0.0	0	0.0
Extortion/Blackmail	0	0.0	0	0.0
Burglary	0	0.0	0	0.0
Larceny/Theft Offenses (Total)	0	0.0	0	0.0
Theft - Pocket-picking	0	0.0	0	0.0
Theft - Purse Snatching	0	0.0	0	0.0
Theft - Shoplifting	0	0.0	0	0.0
Theft From Building	0	0.0	0	0.0
Theft From Coin Machine	0	0.0	0	0.0
Theft From Motor Vehicle	0	0.0	0	0.0
Theft of Motor Vehicle Parts	0	0.0	0	0.0
Theft - All Other Larceny	0	0.0	0	0.0
Motor Vehicle Theft	0	0.0	0	0.0
Counterfeiting/Forgery	0	0.0	0	0.0
Fraud Offenses (Total)	0	0.0	0	0.0
Fraud - Computer Hacking/Invasion	0	0.0	0	0.0
Fraud - Credit Card/ATM	0	0.0	0	0.0
Fraud - False Pretenses	0	0.0	0	0.0
Fraud - Identity Theft	0	0.0	0	0.0
Fraud - Impersonation	0	0.0	0	0.0
Fraud - Welfare	0	0.0	0	0.0
Fraud - Wire	0	0.0	0	0.0
Embezzlement	0	0.0	0	0.0
Stolen Property Offenses	0	0.0	0	0.0
Destruction/Damage/Vandalism	0	0.0	0	0.0
Drug/Narcotic Violations (Total)	0	0.0	0	0.0
Drug/Narcotic Violations	0	0.0	0	0.0
Drug/Narcotic Equipment Violations	0	0.0	0	0.0

GROUP A OFFENSES	Offense	Rate per 1,000	Cleared	% Cleared
Sex Offenses (Nonforcible) (Total)	0	0.0	0	0.0
Incest	0	0.0	0	0.0
Statutory Rape	0	0.0	0	0.0
Pornography/Obscene Material	0	0.0	0	0.0
Gambling Offenses (Total)	0	0.0	0	0.0
Gambling - Betting/Wagering	0	0.0	0	0.0
Gambling - Operating/Promoting	0	0.0	0	0.0
Gambling - Equipment Violations	0	0.0	0	0.0
Gambling - Sports Tampering	0	0.0	0	0.0
Prostitution Offenses (Total)	0	0.0	0	0.0
Prostitution	0	0.0	0	0.0
Prostitution Assisting/Promoting	0	0.0	0	0.0
Purchasing Prostitution	0	0.0	0	0.0
Human Trafficking Offenses (Total)	0	0.0	0	0.0
Commercial Sex Acts	0	0.0	0	0.0
Involuntary Servitude	0	0.0	0	0.0
Bribery	0	0.0	0	0.0
Weapon Law Violations	0	0.0	0	0.0
Animal Cruelty	0	0.0	0	0.0

GROUP B OFFENSES	Offenses	Rate per 1,000
Bad Checks	0	0.0
Curfew/Vagrancy	0	0.0
Disorderly Conduct	0	0.0
DUI	0	0.0
Drunkenness	0	0.0
Family-Non Violent	0	0.0
Liquor Law Violations	0	0.0
Peeping Tom	0	0.0
Trespass	0	0.0
All Other Offenses	0	0.0

2018 Fall Term Campus Population	
Undergraduate Enrollment	0
Graduate Enrollment	86
Staff Personnel	75
Faculty Personnel	28
Security Personnel	2
Total Campus Population	191



University of the South - 2018

GROUP A OFFENSES	Offense	Rate per 1,000	Cleared	% Cleared
Homicide Offenses (Total)	0	0.0	0	0.0
Murder	0	0.0	0	0.0
Negligent Manslaughter	0	0.0	0	0.0
Negligent Vehicular Manslaughter	0	0.0	0	0.0
Kidnapping/Abduction	0	0.0	0	0.0
Sex Offenses (Forcible) (Total)	5	1.8	0	0.0
Forcible Rape	5	1.8	0	0.0
Forcible Sodomy	0	0.0	0	0.0
Sexual Assault W/Object	0	0.0	0	0.0
Forcible Fondling	0	0.0	0	0.0
Robbery	0	0.0	0	0.0
Assault Offenses (Total)	21	7.6	10	47.6
Aggravated Assault	1	0.4	1	100.0
Simple Assault	14	5.0	6	42.9
Intimidation	6	2.2	3	50.0
Stalking	0	0.0	0	0.0
Arson	2	0.7	1	50.0
Extortion/Blackmail	0	0.0	0	0.0
Burglary	9	3.2	0	0.0
Larceny/Theft Offenses (Total)	41	14.8	1	2.4
Theft - Pocket-picking	0	0.0	0	0.0
Theft - Purse Snatching	0	0.0	0	0.0
Theft - Shoplifting	0	0.0	0	0.0
Theft From Building	15	5.4	0	0.0
Theft From Coin Machine	0	0.0	0	0.0
Theft From Motor Vehicle	4	1.4	0	0.0
Theft of Motor Vehicle Parts	0	0.0	0	0.0
Theft - All Other Larceny	22	7.9	1	4.5
Motor Vehicle Theft	1	0.4	0	0.0
Counterfeiting/Forgery	6	2.2	1	16.7
Fraud Offenses (Total)	15	5.4	1	6.7
Fraud - Computer Hacking/Invasion	1	0.4	0	0.0
Fraud - Credit Card/ATM	1	0.4	0	0.0
Fraud - False Pretenses	6	2.2	1	16.7
Fraud - Identity Theft	1	0.4	0	0.0
Fraud - Impersonation	2	0.7	0	0.0
Fraud - Welfare	0	0.0	0	0.0
Fraud - Wire	4	1.4	0	0.0
Embezzlement	1	0.4	0	0.0
Stolen Property Offenses	2	0.7	2	100.0
Destruction/Damage/Vandalism	31	11.2	3	9.7
Drug/Narcotic Violations (Total)	147	53.0	74	50.3
Drug/Narcotic Violations	68	24.5	37	54.4
Drug/Narcotic Equipment Violations	79	28.5	37	46.8

GROUP A OFFENSES	Offense	Rate per 1,000	Cleared	% Cleared
Sex Offenses (Nonforcible) (Total)	0	0.0	0	0.0
Incest	0	0.0	0	0.0
Statutory Rape	0	0.0	0	0.0
Pornography/Obscene Material	0	0.0	0	0.0
Gambling Offenses (Total)	0	0.0	0	0.0
Gambling - Betting/Wagering	0	0.0	0	0.0
Gambling - Operating/Promoting	0	0.0	0	0.0
Gambling - Equipment Violations	0	0.0	0	0.0
Gambling - Sports Tampering	0	0.0	0	0.0
Prostitution Offenses (Total)	0	0.0	0	0.0
Prostitution	0	0.0	0	0.0
Prostitution Assisting/Promoting	0	0.0	0	0.0
Purchasing Prostitution	0	0.0	0	0.0
Human Trafficking Offenses (Total)	0	0.0	0	0.0
Commercial Sex Acts	0	0.0	0	0.0
Involuntary Servitude	0	0.0	0	0.0
Bribery	0	0.0	0	0.0
Weapon Law Violations	18	6.5	11	61.1
Animal Cruelty	0	0.0	0	0.0

GROUP B OFFENSES	Offenses	Rate per 1,000
Bad Checks	0	0.0
Curfew/Vagrancy	0	0.0
Disorderly Conduct	8	2.9
DUI	6	2.2
Drunkenness	4	1.4
Family-Non Violent	0	0.0
Liquor Law Violations	231	83.3
Peeping Tom	0	0.0
Trespass	0	0.0
All Other Offenses	8	2.9

2018 Fall Term Campus Population	
Undergraduate Enrollment	1,700
Graduate Enrollment	6
Staff Personnel	807
Faculty Personnel	242
Security Personnel	18
Total Campus Population	2,773



Vanderbilt University - 2018

GROUP A OFFENSES	Offense	Rate per 1,000	Cleared	% Cleared
Homicide Offenses (Total)	1	0.0	0	0.0
Murder	1	0.0	0	0.0
Negligent Manslaughter	0	0.0	0	0.0
Negligent Vehicular Manslaughter	0	0.0	0	0.0
Kidnapping/Abduction	2	0.1	1	50.0
Sex Offenses (Forcible) (Total)	13	0.3	4	30.8
Forcible Rape	4	0.1	1	25.0
Forcible Sodomy	3	0.1	1	33.3
Sexual Assault W/Object	2	0.1	1	50.0
Forcible Fondling	4	0.1	1	25.0
Robbery	1	0.0	0	0.0
Assault Offenses (Total)	168	4.3	80	47.6
Aggravated Assault	13	0.3	8	61.5
Simple Assault	100	2.6	55	55.0
Intimidation	48	1.2	16	33.3
Stalking	7	0.2	1	14.3
Arson	0	0.0	0	0.0
Extortion/Blackmail	1	0.0	0	0.0
Burglary	13	0.3	5	38.5
Larceny/Theft Offenses (Total)	359	9.2	55	15.3
Theft - Pocket-picking	1	0.0	0	0.0
Theft - Purse Snatching	0	0.0	0	0.0
Theft - Shoplifting	56	1.4	28	50.0
Theft From Building	202	5.2	25	12.4
Theft From Coin Machine	0	0.0	0	0.0
Theft From Motor Vehicle	37	0.9	1	2.7
Theft of Motor Vehicle Parts	16	0.4	0	0.0
Theft - All Other Larceny	47	1.2	1	2.1
Motor Vehicle Theft	9	0.2	1	11.1
Counterfeiting/Forgery	3	0.1	1	33.3
Fraud Offenses (Total)	31	0.8	6	19.4
Fraud - Computer Hacking/Invasion	0	0.0	0	0.0
Fraud - Credit Card/ATM	6	0.2	2	33.3
Fraud - False Pretenses	12	0.3	3	25.0
Fraud - Identity Theft	2	0.1	1	50.0
Fraud - Impersonation	6	0.2	0	0.0
Fraud - Welfare	0	0.0	0	0.0
Fraud - Wire	5	0.1	0	0.0
Embezzlement	11	0.3	8	72.7
Stolen Property Offenses	1	0.0	1	100.0
Destruction/Damage/Vandalism	45	1.2	7	15.6
Drug/Narcotic Violations (Total)	144	3.7	58	40.3
Drug/Narcotic Violations	97	2.5	38	39.2
Drug/Narcotic Equipment Violations	47	1.2	20	42.6

GROUP A OFFENSES	Offense	Rate per 1,000	Cleared	% Cleared
Sex Offenses (Nonforcible) (Total)	0	0.0	0	0.0
Incest	0	0.0	0	0.0
Statutory Rape	0	0.0	0	0.0
Pornography/Obscene Material	0	0.0	0	0.0
Gambling Offenses (Total)	0	0.0	0	0.0
Gambling - Betting/Wagering	0	0.0	0	0.0
Gambling - Operating/Promoting	0	0.0	0	0.0
Gambling - Equipment Violations	0	0.0	0	0.0
Gambling - Sports Tampering	0	0.0	0	0.0
Prostitution Offenses (Total)	0	0.0	0	0.0
Prostitution	0	0.0	0	0.0
Prostitution Assisting/Promoting	0	0.0	0	0.0
Purchasing Prostitution	0	0.0	0	0.0
Human Trafficking Offenses (Total)	0	0.0	0	0.0
Commercial Sex Acts	0	0.0	0	0.0
Involuntary Servitude	0	0.0	0	0.0
Bribery	0	0.0	0	0.0
Weapon Law Violations	4	0.1	1	25.0
Animal Cruelty	0	0.0	0	0.0

GROUP B OFFENSES	Offenses	Rate per 1,000
Bad Checks	0	0.0
Curfew/Vagrancy	0	0.0
Disorderly Conduct	7	0.2
DUI	6	0.2
Drunkenness	15	0.4
Family-Non Violent	3	0.1
Liquor Law Violations	198	5.1
Peeping Tom	0	0.0
Trespass	36	0.9
All Other Offenses	9	0.2

2018 Fall Term Campus Population	
Undergraduate Enrollment	6,861
Graduate Enrollment	5,963
Staff Personnel	23,518
Faculty Personnel	2,452
Security Personnel	244
Total Campus Population	39,038



Volunteer State Community College - 2018

GROUP A OFFENSES	Offense	Rate per 1,000	Cleared	% Cleared
Homicide Offenses (Total)	0	0.0	0	0.0
Murder	0	0.0	0	0.0
Negligent Manslaughter	0	0.0	0	0.0
Negligent Vehicular Manslaughter	0	0.0	0	0.0
Kidnapping/Abduction	0	0.0	0	0.0
Sex Offenses (Forcible) (Total)	0	0.0	0	0.0
Forcible Rape	0	0.0	0	0.0
Forcible Sodomy	0	0.0	0	0.0
Sexual Assault W/Object	0	0.0	0	0.0
Forcible Fondling	0	0.0	0	0.0
Robbery	0	0.0	0	0.0
Assault Offenses (Total)	0	0.0	0	0.0
Aggravated Assault	0	0.0	0	0.0
Simple Assault	0	0.0	0	0.0
Intimidation	0	0.0	0	0.0
Stalking	0	0.0	0	0.0
Arson	0	0.0	0	0.0
Extortion/Blackmail	0	0.0	0	0.0
Burglary	0	0.0	0	0.0
Larceny/Theft Offenses (Total)	13	1.8	3	23.1
Theft - Pocket-picking	0	0.0	0	0.0
Theft - Purse Snatching	0	0.0	0	0.0
Theft - Shoplifting	5	0.7	2	40.0
Theft From Building	7	1.0	1	14.3
Theft From Coin Machine	0	0.0	0	0.0
Theft From Motor Vehicle	1	0.1	0	0.0
Theft of Motor Vehicle Parts	0	0.0	0	0.0
Theft - All Other Larceny	0	0.0	0	0.0
Motor Vehicle Theft	0	0.0	0	0.0
Counterfeiting/Forgery	0	0.0	0	0.0
Fraud Offenses (Total)	0	0.0	0	0.0
Fraud - Computer Hacking/Invasion	0	0.0	0	0.0
Fraud - Credit Card/ATM	0	0.0	0	0.0
Fraud - False Pretenses	0	0.0	0	0.0
Fraud - Identity Theft	0	0.0	0	0.0
Fraud - Impersonation	0	0.0	0	0.0
Fraud - Welfare	0	0.0	0	0.0
Fraud - Wire	0	0.0	0	0.0
Embezzlement	0	0.0	0	0.0
Stolen Property Offenses	0	0.0	0	0.0
Destruction/Damage/Vandalism	2	0.3	1	50.0
Drug/Narcotic Violations (Total)	2	0.3	2	100.0
Drug/Narcotic Violations	1	0.1	1	100.0
Drug/Narcotic Equipment Violations	1	0.1	1	100.0

GROUP A OFFENSES	Offense	Rate per 1,000	Cleared	% Cleared
Sex Offenses (Nonforcible) (Total)	0	0.0	0	0.0
Incest	0	0.0	0	0.0
Statutory Rape	0	0.0	0	0.0
Pornography/Obscene Material	0	0.0	0	0.0
Gambling Offenses (Total)	0	0.0	0	0.0
Gambling - Betting/Wagering	0	0.0	0	0.0
Gambling - Operating/Promoting	0	0.0	0	0.0
Gambling - Equipment Violations	0	0.0	0	0.0
Gambling - Sports Tampering	0	0.0	0	0.0
Prostitution Offenses (Total)	0	0.0	0	0.0
Prostitution	0	0.0	0	0.0
Prostitution Assisting/Promoting	0	0.0	0	0.0
Purchasing Prostitution	0	0.0	0	0.0
Human Trafficking Offenses (Total)	0	0.0	0	0.0
Commercial Sex Acts	0	0.0	0	0.0
Involuntary Servitude	0	0.0	0	0.0
Bribery	0	0.0	0	0.0
Weapon Law Violations	0	0.0	0	0.0
Animal Cruelty	0	0.0	0	0.0

GROUP B OFFENSES	Offenses	Rate per 1,000
Bad Checks	0	0.0
Curfew/Vagrancy	0	0.0
Disorderly Conduct	0	0.0
DUI	0	0.0
Drunkenness	0	0.0
Family-Non Violent	0	0.0
Liquor Law Violations	0	0.0
Peeping Tom	0	0.0
Trespass	0	0.0
All Other Offenses	2	0.3

2018 Fall Term Campus Population	
Undergraduate Enrollment	6,206
Graduate Enrollment	0
Staff Personnel	426
Faculty Personnel	449
Security Personnel	37
Total Campus Population	7,118



Walters State Community College - 2018

GROUP A OFFENSES	Offense	Rate per 1,000	Cleared	% Cleared
Homicide Offenses (Total)	0	0.0	0	0.0
Murder	0	0.0	0	0.0
Negligent Manslaughter	0	0.0	0	0.0
Negligent Vehicular Manslaughter	0	0.0	0	0.0
Kidnapping/Abduction	0	0.0	0	0.0
Sex Offenses (Forcible) (Total)	0	0.0	0	0.0
Forcible Rape	0	0.0	0	0.0
Forcible Sodomy	0	0.0	0	0.0
Sexual Assault W/Object	0	0.0	0	0.0
Forcible Fondling	0	0.0	0	0.0
Robbery	0	0.0	0	0.0
Assault Offenses (Total)	5	0.9	4	80.0
Aggravated Assault	2	0.3	1	50.0
Simple Assault	1	0.2	1	100.0
Intimidation	0	0.0	0	0.0
Stalking	2	0.3	2	100.0
Arson	0	0.0	0	0.0
Extortion/Blackmail	0	0.0	0	0.0
Burglary	1	0.2	1	100.0
Larceny/Theft Offenses (Total)	3	0.5	0	0.0
Theft - Pocket-picking	0	0.0	0	0.0
Theft - Purse Snatching	0	0.0	0	0.0
Theft - Shoplifting	0	0.0	0	0.0
Theft From Building	2	0.3	0	0.0
Theft From Coin Machine	0	0.0	0	0.0
Theft From Motor Vehicle	0	0.0	0	0.0
Theft of Motor Vehicle Parts	0	0.0	0	0.0
Theft - All Other Larceny	1	0.2	0	0.0
Motor Vehicle Theft	0	0.0	0	0.0
Counterfeiting/Forgery	0	0.0	0	0.0
Fraud Offenses (Total)	1	0.2	0	0.0
Fraud - Computer Hacking/Invasion	1	0.2	0	0.0
Fraud - Credit Card/ATM	0	0.0	0	0.0
Fraud - False Pretenses	0	0.0	0	0.0
Fraud - Identity Theft	0	0.0	0	0.0
Fraud - Impersonation	0	0.0	0	0.0
Fraud - Welfare	0	0.0	0	0.0
Fraud - Wire	0	0.0	0	0.0
Embezzlement	0	0.0	0	0.0
Stolen Property Offenses	0	0.0	0	0.0
Destruction/Damage/Vandalism	0	0.0	0	0.0
Drug/Narcotic Violations (Total)	0	0.0	0	0.0
Drug/Narcotic Violations	0	0.0	0	0.0
Drug/Narcotic Equipment Violations	0	0.0	0	0.0

GROUP A OFFENSES	Offense	Rate per 1,000	Cleared	% Cleared
Sex Offenses (Nonforcible) (Total)	0	0.0	0	0.0
Incest	0	0.0	0	0.0
Statutory Rape	0	0.0	0	0.0
Pornography/Obscene Material	0	0.0	0	0.0
Gambling Offenses (Total)	0	0.0	0	0.0
Gambling - Betting/Wagering	0	0.0	0	0.0
Gambling - Operating/Promoting	0	0.0	0	0.0
Gambling - Equipment Violations	0	0.0	0	0.0
Gambling - Sports Tampering	0	0.0	0	0.0
Prostitution Offenses (Total)	0	0.0	0	0.0
Prostitution	0	0.0	0	0.0
Prostitution Assisting/Promoting	0	0.0	0	0.0
Purchasing Prostitution	0	0.0	0	0.0
Human Trafficking Offenses (Total)	0	0.0	0	0.0
Commercial Sex Acts	0	0.0	0	0.0
Involuntary Servitude	0	0.0	0	0.0
Bribery	0	0.0	0	0.0
Weapon Law Violations	1	0.2	1	100.0
Animal Cruelty	0	0.0	0	0.0

GROUP B OFFENSES	Offenses	Rate per 1,000
Bad Checks	0	0.0
Curfew/Vagrancy	0	0.0
Disorderly Conduct	0	0.0
DUI	0	0.0
Drunkenness	0	0.0
Family-Non Violent	0	0.0
Liquor Law Violations	0	0.0
Peeping Tom	0	0.0
Trespass	4	0.7
All Other Offenses	0	0.0

2018 Fall Term Campus Population	
Undergraduate Enrollment	5,184
Graduate Enrollment	0
Staff Personnel	269
Faculty Personnel	261
Security Personnel	15
Total Campus Population	5,729



Welch College - 2018


GROUP A OFFENSES	Offense	Rate per 1,000	Cleared	% Cleared
Homicide Offenses (Total)	0	0.0	0	0.0
Murder	0	0.0	0	0.0
Negligent Manslaughter	0	0.0	0	0.0
Negligent Vehicular Manslaughter	0	0.0	0	0.0
Kidnapping/Abduction	0	0.0	0	0.0
Sex Offenses (Forcible) (Total)	0	0.0	0	0.0
Forcible Rape	0	0.0	0	0.0
Forcible Sodomy	0	0.0	0	0.0
Sexual Assault W/Object	0	0.0	0	0.0
Forcible Fondling	0	0.0	0	0.0
Robbery	0	0.0	0	0.0
Assault Offenses (Total)	0	0.0	0	0.0
Aggravated Assault	0	0.0	0	0.0
Simple Assault	0	0.0	0	0.0
Intimidation	0	0.0	0	0.0
Stalking	0	0.0	0	0.0
Arson	0	0.0	0	0.0
Extortion/Blackmail	0	0.0	0	0.0
Burglary	0	0.0	0	0.0
Larceny/Theft Offenses (Total)	0	0.0	0	0.0
Theft - Pocket-picking	0	0.0	0	0.0
Theft - Purse Snatching	0	0.0	0	0.0
Theft - Shoplifting	0	0.0	0	0.0
Theft From Building	0	0.0	0	0.0
Theft From Coin Machine	0	0.0	0	0.0
Theft From Motor Vehicle	0	0.0	0	0.0
Theft of Motor Vehicle Parts	0	0.0	0	0.0
Theft - All Other Larceny	0	0.0	0	0.0
Motor Vehicle Theft	0	0.0	0	0.0
Counterfeiting/Forgery	0	0.0	0	0.0
Fraud Offenses (Total)	0	0.0	0	0.0
Fraud - Computer Hacking/Invasion	0	0.0	0	0.0
Fraud - Credit Card/ATM	0	0.0	0	0.0
Fraud - False Pretenses	0	0.0	0	0.0
Fraud - Identity Theft	0	0.0	0	0.0
Fraud - Impersonation	0	0.0	0	0.0
Fraud - Welfare	0	0.0	0	0.0
Fraud - Wire	0	0.0	0	0.0
Embezzlement	0	0.0	0	0.0
Stolen Property Offenses	0	0.0	0	0.0
Destruction/Damage/Vandalism	0	0.0	0	0.0
Drug/Narcotic Violations (Total)	0	0.0	0	0.0
Drug/Narcotic Violations	0	0.0	0	0.0
Drug/Narcotic Equipment Violations	0	0.0	0	0.0

GROUP A OFFENSES	Offense	Rate per 1,000	Cleared	% Cleared
Sex Offenses (Nonforcible) (Total)	0	0.0	0	0.0
Incest	0	0.0	0	0.0
Statutory Rape	0	0.0	0	0.0
Pornography/Obscene Material	0	0.0	0	0.0
Gambling Offenses (Total)	0	0.0	0	0.0
Gambling - Betting/Wagering	0	0.0	0	0.0
Gambling - Operating/Promoting	0	0.0	0	0.0
Gambling - Equipment Violations	0	0.0	0	0.0
Gambling - Sports Tampering	0	0.0	0	0.0
Prostitution Offenses (Total)	0	0.0	0	0.0
Prostitution	0	0.0	0	0.0
Prostitution Assisting/Promoting	0	0.0	0	0.0
Purchasing Prostitution	0	0.0	0	0.0
Human Trafficking Offenses (Total)	0	0.0	0	0.0
Commercial Sex Acts	0	0.0	0	0.0
Involuntary Servitude	0	0.0	0	0.0
Bribery	0	0.0	0	0.0
Weapon Law Violations	0	0.0	0	0.0
Animal Cruelty	0	0.0	0	0.0

GROUP B OFFENSES	Offenses	Rate per 1,000
Bad Checks	0	0.0
Curfew/Vagrancy	0	0.0
Disorderly Conduct	0	0.0
DUI	0	0.0
Drunkenness	0	0.0
Family-Non Violent	0	0.0
Liquor Law Violations	0	0.0
Peeping Tom	0	0.0
Trespass	0	0.0
All Other Offenses	0	0.0

2018 Fall Term Campus Population	
Undergraduate Enrollment	327
Graduate Enrollment	20
Staff Personnel	40
Faculty Personnel	20
Security Personnel	5
Total Campus Population	412





Crime on Campus **2018**

Off-Campus Institutions

Austin Peay State University - 2018

GROUP A OFFENSES	Total # of Incidents	Total # of Clearances
Arson	0	0
Assault	8	5
Aggravated Assault	3	3
Simple Assault	2	2
Intimidation	2	0
Stalking	1	0
Bribery	0	0
Burglary	2	0
Counterfeiting/Forgery	1	0
Destruction/Damage/Vandalism	1	0
Drug/Narcotic Offenses	0	0
Drug/Narcotic Violations	0	0
Drug/Narcotic Equipment Violations	0	0
Embezzlement	0	0
Extortion/Blackmail	0	0
Fraud Offenses	3	0
Fraud - Computer Hacking/Invasion	0	0
Fraud - Credit Card/ATM	0	0
Fraud - False Pretenses	3	0
Fraud - Identity Theft	0	0
Fraud - Impersonation	0	0
Fraud - Welfare	0	0
Fraud - Wire	0	0
Gambling Offenses	0	0
Gambling - Betting/Wagering	0	0
Gambling - Operating/Promoting	0	0
Gambling - Equipment Violations	0	0
Gambling - Sports Tampering	0	0
Homicide Offenses	0	0
Murder	0	0
Negligent Manslaughter	0	0
Negligent Vehicular Manslaughter	0	0
Motor Vehicle Theft	1	1
Pornography/Obscene Material	0	0
Robbery	0	0
Stolen Property Offenses	0	0
Weapon Law Violations	0	0
Kidnapping/Abduction	0	0

GROUP A OFFENSES	Total # of Incidents	Total # of Clearances
Larceny/Theft Offenses	10	2
Theft - Pocket-picking	0	0
Theft - Purse Snatching	0	0
Theft - Shoplifting	0	0
Theft From Building	3	0
Theft From Coin Machine	0	0
Theft From Motor Vehicle	6	2
Theft of Motor Vehicle Parts	1	0
Theft - All Other Larceny	0	0
Prostitution Offenses	0	0
Prostitution	0	0
Prostitution Assisting/Promoting	0	0
Purchasing Prostitution	0	0
Sex Offenses, Forcible	1	0
Forcible Rape	0	0
Forcible Sodomy	0	0
Sexual Assault W/Object	0	0
Forcible Fondling	1	0
Sex Offenses, Non Forcible	0	0
Incest	0	0
Statutory Rape	0	0
Human Trafficking Offenses	0	0
Commercial Sex Acts	0	0
Involuntary Servitude	0	0

Reporting Agency: Clarksville Police Department



Carson Newman University - 2018

GROUP A OFFENSES	Total # of Incidents	Total # of Clearances
Arson	0	0
Assault	2	2
Aggravated Assault	0	0
Simple Assault	1	1
Intimidation	0	0
Stalking	1	1
Bribery	0	0
Burglary	0	0
Counterfeiting/Forgery	0	0
Destruction/Damage/Vandalism	1	0
Drug/Narcotic Offenses	0	0
Drug/Narcotic Violations	0	0
Drug/Narcotic Equipment Violations	0	0
Embezzlement	0	0
Extortion/Blackmail	0	0
Fraud Offenses	1	1
Fraud - Computer Hacking/Invasion	0	0
Fraud - Credit Card/ATM	0	0
Fraud - False Pretenses	0	0
Fraud - Identity Theft	0	0
Fraud - Impersonation	1	1
Fraud - Welfare	0	0
Fraud - Wire	0	0
Gambling Offenses	0	0
Gambling - Betting/Wagering	0	0
Gambling - Operating/Promoting	0	0
Gambling - Equipment Violations	0	0
Gambling - Sports Tampering	0	0
Homicide Offenses	0	0
Murder	0	0
Negligent Manslaughter	0	0
Negligent Vehicular Manslaughter	0	0
Motor Vehicle Theft	0	0
Pornography/Obscene Material	0	0
Robbery	0	0
Stolen Property Offenses	0	0
Weapon Law Violations	0	0
Kidnapping/Abduction	0	0

GROUP A OFFENSES	Total # of Incidents	Total # of Clearances
Larceny/Theft Offenses	0	0
Theft - Pocket-picking	0	0
Theft - Purse Snatching	0	0
Theft - Shoplifting	0	0
Theft From Building	0	0
Theft From Coin Machine	0	0
Theft From Motor Vehicle	0	0
Theft of Motor Vehicle Parts	0	0
Theft - All Other Larceny	0	0
Prostitution Offenses	0	0
Prostitution	0	0
Prostitution Assisting/Promoting	0	0
Purchasing Prostitution	0	0
Sex Offenses, Forcible	0	0
Forcible Rape	0	0
Forcible Sodomy	0	0
Sexual Assault W/Object	0	0
Forcible Fondling	0	0
Sex Offenses, Non Forcible	0	0
Incest	0	0
Statutory Rape	0	0
Human Trafficking Offenses	0	0
Commercial Sex Acts	0	0
Involuntary Servitude	0	0

Reporting Agency: Jefferson County Sheriff's Office
 Jefferson City Police Department



Chattanooga State Community College - 2018

GROUP A OFFENSES	Total # of Incidents	Total # of Clearances
Arson	0	0
Assault	1	0
Aggravated Assault	0	0
Simple Assault	1	0
Intimidation	0	0
Stalking	0	0
Bribery	0	0
Burglary	0	0
Counterfeiting/Forgery	0	0
Destruction/Damage/Vandalism	0	0
Drug/Narcotic Offenses	0	0
Drug/Narcotic Violations	0	0
Drug/Narcotic Equipment Violations	0	0
Embezzlement	0	0
Extortion/Blackmail	0	0
Fraud Offenses	0	0
Fraud - Computer Hacking/Invasion	0	0
Fraud - Credit Card/ATM	0	0
Fraud - False Pretenses	0	0
Fraud - Identity Theft	0	0
Fraud - Impersonation	0	0
Fraud - Welfare	0	0
Fraud - Wire	0	0
Gambling Offenses	0	0
Gambling - Betting/Wagering	0	0
Gambling - Operating/Promoting	0	0
Gambling - Equipment Violations	0	0
Gambling - Sports Tampering	0	0
Homicide Offenses	0	0
Murder	0	0
Negligent Manslaughter	0	0
Negligent Vehicular Manslaughter	0	0
Motor Vehicle Theft	0	0
Pornography/Obscene Material	0	0
Robbery	0	0
Stolen Property Offenses	0	0
Weapon Law Violations	0	0
Kidnapping/Abduction	0	0

GROUP A OFFENSES	Total # of Incidents	Total # of Clearances
Larceny/Theft Offenses	1	0
Theft - Pocket-picking	0	0
Theft - Purse Snatching	0	0
Theft - Shoplifting	0	0
Theft From Building	0	0
Theft From Coin Machine	0	0
Theft From Motor Vehicle	1	0
Theft of Motor Vehicle Parts	0	0
Theft - All Other Larceny	0	0
Prostitution Offenses	0	0
Prostitution	0	0
Prostitution Assisting/Promoting	0	0
Purchasing Prostitution	0	0
Sex Offenses, Forcible	1	0
Forcible Rape	1	0
Forcible Sodomy	0	0
Sexual Assault W/Object	0	0
Forcible Fondling	0	0
Sex Offenses, Non Forcible	0	0
Incest	0	0
Statutory Rape	0	0
Human Trafficking Offenses	0	0
Commercial Sex Acts	0	0
Involuntary Servitude	0	0

Reporting Agency: Chattanooga Police Department



Christian Brothers University - Campus Police and Safety - 2018

GROUP A OFFENSES	Total # of Incidents	Total # of Clearances
Arson	0	0
Assault	1	0
Aggravated Assault	0	0
Simple Assault	1	0
Intimidation	0	0
Stalking	0	0
Bribery	0	0
Burglary	1	0
Counterfeiting/Forgery	0	0
Destruction/Damage/Vandalism	1	0
Drug/Narcotic Offenses	0	0
Drug/Narcotic Violations	0	0
Drug/Narcotic Equipment Violations	0	0
Embezzlement	0	0
Extortion/Blackmail	0	0
Fraud Offenses	0	0
Fraud - Computer Hacking/Invasion	0	0
Fraud - Credit Card/ATM	0	0
Fraud - False Pretenses	0	0
Fraud - Identity Theft	0	0
Fraud - Impersonation	0	0
Fraud - Welfare	0	0
Fraud - Wire	0	0
Gambling Offenses	0	0
Gambling - Betting/Wagering	0	0
Gambling - Operating/Promoting	0	0
Gambling - Equipment Violations	0	0
Gambling - Sports Tampering	0	0
Homicide Offenses	0	0
Murder	0	0
Negligent Manslaughter	0	0
Negligent Vehicular Manslaughter	0	0
Motor Vehicle Theft	0	0
Pornography/Obscene Material	0	0
Robbery	0	0
Stolen Property Offenses	0	0
Weapon Law Violations	0	0
Kidnapping/Abduction	0	0

GROUP A OFFENSES	Total # of Incidents	Total # of Clearances
Larceny/Theft Offenses	2	0
Theft - Pocket-picking	0	0
Theft - Purse Snatching	0	0
Theft - Shoplifting	0	0
Theft From Building	0	0
Theft From Coin Machine	0	0
Theft From Motor Vehicle	1	0
Theft of Motor Vehicle Parts	0	0
Theft - All Other Larceny	1	0
Prostitution Offenses	0	0
Prostitution	0	0
Prostitution Assisting/Promoting	0	0
Purchasing Prostitution	0	0
Sex Offenses, Forcible	0	0
Forcible Rape	0	0
Forcible Sodomy	0	0
Sexual Assault W/Object	0	0
Forcible Fondling	0	0
Sex Offenses, Non Forcible	0	0
Incest	0	0
Statutory Rape	0	0
Human Trafficking Offenses	0	0
Commercial Sex Acts	0	0
Involuntary Servitude	0	0

Reporting Agency: Memphis Police Department



LeMoyne-Owen College - 2018

GROUP A OFFENSES	Total # of Incidents	Total # of Clearances
Arson	0	0
Assault	1	0
Aggravated Assault	0	0
Simple Assault	1	0
Intimidation	0	0
Stalking	0	0
Bribery	0	0
Burglary	0	0
Counterfeiting/Forgery	0	0
Destruction/Damage/Vandalism	0	0
Drug/Narcotic Offenses	0	0
Drug/Narcotic Violations	0	0
Drug/Narcotic Equipment Violations	0	0
Embezzlement	0	0
Extortion/Blackmail	0	0
Fraud Offenses	0	0
Fraud - Computer Hacking/Invasion	0	0
Fraud - Credit Card/ATM	0	0
Fraud - False Pretenses	0	0
Fraud - Identity Theft	0	0
Fraud - Impersonation	0	0
Fraud - Welfare	0	0
Fraud - Wire	0	0
Gambling Offenses	0	0
Gambling - Betting/Wagering	0	0
Gambling - Operating/Promoting	0	0
Gambling - Equipment Violations	0	0
Gambling - Sports Tampering	0	0
Homicide Offenses	0	0
Murder	0	0
Negligent Manslaughter	0	0
Negligent Vehicular Manslaughter	0	0
Motor Vehicle Theft	0	0
Pornography/Obscene Material	0	0
Robbery	0	0
Stolen Property Offenses	0	0
Weapon Law Violations	0	0
Kidnapping/Abduction	0	0

GROUP A OFFENSES	Total # of Incidents	Total # of Clearances
Larceny/Theft Offenses	1	0
Theft - Pocket-picking	0	0
Theft - Purse Snatching	0	0
Theft - Shoplifting	0	0
Theft From Building	0	0
Theft From Coin Machine	0	0
Theft From Motor Vehicle	1	0
Theft of Motor Vehicle Parts	0	0
Theft - All Other Larceny	0	0
Prostitution Offenses	0	0
Prostitution	0	0
Prostitution Assisting/Promoting	0	0
Purchasing Prostitution	0	0
Sex Offenses, Forcible	0	0
Forcible Rape	0	0
Forcible Sodomy	0	0
Sexual Assault W/Object	0	0
Forcible Fondling	0	0
Sex Offenses, Non Forcible	0	0
Incest	0	0
Statutory Rape	0	0
Human Trafficking Offenses	0	0
Commercial Sex Acts	0	0
Involuntary Servitude	0	0

Reporting Agency: Shelby County Sheriff's Office
 Memphis Police Department



Memphis College of Art - 2018

GROUP A OFFENSES	Total # of Incidents	Total # of Clearances
Arson	0	0
Assault	0	0
Aggravated Assault	0	0
Simple Assault	0	0
Intimidation	0	0
Stalking	0	0
Bribery	0	0
Burglary	0	0
Counterfeiting/Forgery	0	0
Destruction/Damage/Vandalism	0	0
Drug/Narcotic Offenses	0	0
Drug/Narcotic Violations	0	0
Drug/Narcotic Equipment Violations	0	0
Embezzlement	0	0
Extortion/Blackmail	0	0
Fraud Offenses	0	0
Fraud - Computer Hacking/Invasion	0	0
Fraud - Credit Card/ATM	0	0
Fraud - False Pretenses	0	0
Fraud - Identity Theft	0	0
Fraud - Impersonation	0	0
Fraud - Welfare	0	0
Fraud - Wire	0	0
Gambling Offenses	0	0
Gambling - Betting/Wagering	0	0
Gambling - Operating/Promoting	0	0
Gambling - Equipment Violations	0	0
Gambling - Sports Tampering	0	0
Homicide Offenses	0	0
Murder	0	0
Negligent Manslaughter	0	0
Negligent Vehicular Manslaughter	0	0
Motor Vehicle Theft	0	0
Pornography/Obscene Material	0	0
Robbery	0	0
Stolen Property Offenses	0	0
Weapon Law Violations	0	0
Kidnapping/Abduction	0	0

GROUP A OFFENSES	Total # of Incidents	Total # of Clearances
Larceny/Theft Offenses	1	0
Theft - Pocket-picking	0	0
Theft - Purse Snatching	0	0
Theft - Shoplifting	0	0
Theft From Building	0	0
Theft From Coin Machine	0	0
Theft From Motor Vehicle	0	0
Theft of Motor Vehicle Parts	0	0
Theft - All Other Larceny	1	0
Prostitution Offenses	0	0
Prostitution	0	0
Prostitution Assisting/Promoting	0	0
Purchasing Prostitution	0	0
Sex Offenses, Forcible	0	0
Forcible Rape	0	0
Forcible Sodomy	0	0
Sexual Assault W/Object	0	0
Forcible Fondling	0	0
Sex Offenses, Non Forcible	0	0
Incest	0	0
Statutory Rape	0	0
Human Trafficking Offenses	0	0
Commercial Sex Acts	0	0
Involuntary Servitude	0	0

Reporting Agency: Memphis Police Department



Middle Tennessee State University - 2018

GROUP A OFFENSES	Total # of Incidents	Total # of Clearances
Arson	0	0
Assault	0	0
Aggravated Assault	0	0
Simple Assault	0	0
Intimidation	0	0
Stalking	0	0
Bribery	0	0
Burglary	0	0
Counterfeiting/Forgery	0	0
Destruction/Damage/Vandalism	0	0
Drug/Narcotic Offenses	0	0
Drug/Narcotic Violations	0	0
Drug/Narcotic Equipment Violations	0	0
Embezzlement	0	0
Extortion/Blackmail	0	0
Fraud Offenses	0	0
Fraud - Computer Hacking/Invasion	0	0
Fraud - Credit Card/ATM	0	0
Fraud - False Pretenses	0	0
Fraud - Identity Theft	0	0
Fraud - Impersonation	0	0
Fraud - Welfare	0	0
Fraud - Wire	0	0
Gambling Offenses	0	0
Gambling - Betting/Wagering	0	0
Gambling - Operating/Promoting	0	0
Gambling - Equipment Violations	0	0
Gambling - Sports Tampering	0	0
Homicide Offenses	0	0
Murder	0	0
Negligent Manslaughter	0	0
Negligent Vehicular Manslaughter	0	0
Motor Vehicle Theft	0	0
Pornography/Obscene Material	0	0
Robbery	0	0
Stolen Property Offenses	0	0
Weapon Law Violations	0	0
Kidnapping/Abduction	0	0

GROUP A OFFENSES	Total # of Incidents	Total # of Clearances
Larceny/Theft Offenses	1	0
Theft - Pocket-picking	0	0
Theft - Purse Snatching	0	0
Theft - Shoplifting	0	0
Theft From Building	0	0
Theft From Coin Machine	0	0
Theft From Motor Vehicle	0	0
Theft of Motor Vehicle Parts	0	0
Theft - All Other Larceny	1	0
Prostitution Offenses	0	0
Prostitution	0	0
Prostitution Assisting/Promoting	0	0
Purchasing Prostitution	0	0
Sex Offenses, Forcible	0	0
Forcible Rape	0	0
Forcible Sodomy	0	0
Sexual Assault W/Object	0	0
Forcible Fondling	0	0
Sex Offenses, Non Forcible	0	0
Incest	0	0
Statutory Rape	0	0
Human Trafficking Offenses	0	0
Commercial Sex Acts	0	0
Involuntary Servitude	0	0

Reporting Agency: Murfreesboro Police Department



Rhodes College - 2018

GROUP A OFFENSES	Total # of Incidents	Total # of Clearances
Arson	0	0
Assault	0	0
Aggravated Assault	0	0
Simple Assault	0	0
Intimidation	0	0
Stalking	0	0
Bribery	0	0
Burglary	0	0
Counterfeiting/Forgery	0	0
Destruction/Damage/Vandalism	0	0
Drug/Narcotic Offenses	0	0
Drug/Narcotic Violations	0	0
Drug/Narcotic Equipment Violations	0	0
Embezzlement	0	0
Extortion/Blackmail	0	0
Fraud Offenses	0	0
Fraud - Computer Hacking/Invasion	0	0
Fraud - Credit Card/ATM	0	0
Fraud - False Pretenses	0	0
Fraud - Identity Theft	0	0
Fraud - Impersonation	0	0
Fraud - Welfare	0	0
Fraud - Wire	0	0
Gambling Offenses	0	0
Gambling - Betting/Wagering	0	0
Gambling - Operating/Promoting	0	0
Gambling - Equipment Violations	0	0
Gambling - Sports Tampering	0	0
Homicide Offenses	0	0
Murder	0	0
Negligent Manslaughter	0	0
Negligent Vehicular Manslaughter	0	0
Motor Vehicle Theft	0	0
Pornography/Obscene Material	0	0
Robbery	1	0
Stolen Property Offenses	0	0
Weapon Law Violations	0	0
Kidnapping/Abduction	0	0

GROUP A OFFENSES	Total # of Incidents	Total # of Clearances
Larceny/Theft Offenses	1	0
Theft - Pocket-picking	0	0
Theft - Purse Snatching	0	0
Theft - Shoplifting	0	0
Theft From Building	0	0
Theft From Coin Machine	0	0
Theft From Motor Vehicle	1	0
Theft of Motor Vehicle Parts	0	0
Theft - All Other Larceny	0	0
Prostitution Offenses	0	0
Prostitution	0	0
Prostitution Assisting/Promoting	0	0
Purchasing Prostitution	0	0
Sex Offenses, Forcible	0	0
Forcible Rape	0	0
Forcible Sodomy	0	0
Sexual Assault W/Object	0	0
Forcible Fondling	0	0
Sex Offenses, Non Forcible	0	0
Incest	0	0
Statutory Rape	0	0
Human Trafficking Offenses	0	0
Commercial Sex Acts	0	0
Involuntary Servitude	0	0

Reporting Agency: Memphis Police Department



Southwest Tennessee Community College - 2018

GROUP A OFFENSES	Total # of Incidents	Total # of Clearances
Arson	0	0
Assault	2	0
Aggravated Assault	1	0
Simple Assault	1	0
Intimidation	0	0
Stalking	0	0
Bribery	0	0
Burglary	1	0
Counterfeiting/Forgery	0	0
Destruction/Damage/Vandalism	2	0
Drug/Narcotic Offenses	0	0
Drug/Narcotic Violations	0	0
Drug/Narcotic Equipment Violations	0	0
Embezzlement	0	0
Extortion/Blackmail	0	0
Fraud Offenses	1	0
Fraud - Computer Hacking/Invasion	0	0
Fraud - Credit Card/ATM	1	0
Fraud - False Pretenses	0	0
Fraud - Identity Theft	0	0
Fraud - Impersonation	0	0
Fraud - Welfare	0	0
Fraud - Wire	0	0
Gambling Offenses	0	0
Gambling - Betting/Wagering	0	0
Gambling - Operating/Promoting	0	0
Gambling - Equipment Violations	0	0
Gambling - Sports Tampering	0	0
Homicide Offenses	0	0
Murder	0	0
Negligent Manslaughter	0	0
Negligent Vehicular Manslaughter	0	0
Motor Vehicle Theft	0	0
Pornography/Obscene Material	0	0
Robbery	0	0
Stolen Property Offenses	0	0
Weapon Law Violations	0	0
Kidnapping/Abduction	0	0

GROUP A OFFENSES	Total # of Incidents	Total # of Clearances
Larceny/Theft Offenses	0	0
Theft - Pocket-picking	0	0
Theft - Purse Snatching	0	0
Theft - Shoplifting	0	0
Theft From Building	0	0
Theft From Coin Machine	0	0
Theft From Motor Vehicle	0	0
Theft of Motor Vehicle Parts	0	0
Theft - All Other Larceny	0	0
Prostitution Offenses	0	0
Prostitution	0	0
Prostitution Assisting/Promoting	0	0
Purchasing Prostitution	0	0
Sex Offenses, Forcible	0	0
Forcible Rape	0	0
Forcible Sodomy	0	0
Sexual Assault W/Object	0	0
Forcible Fondling	0	0
Sex Offenses, Non Forcible	0	0
Incest	0	0
Statutory Rape	0	0
Human Trafficking Offenses	0	0
Commercial Sex Acts	0	0
Involuntary Servitude	0	0

Reporting Agency: Shelby County Sheriff's Office
 Memphis Police Department



Tennessee College of Applied Technology at Memphis - 2018

GROUP A OFFENSES	Total # of Incidents	Total # of Clearances
Arson	0	0
Assault	1	0
Aggravated Assault	1	0
Simple Assault	0	0
Intimidation	0	0
Stalking	0	0
Bribery	0	0
Burglary	0	0
Counterfeiting/Forgery	0	0
Destruction/Damage/Vandalism	0	0
Drug/Narcotic Offenses	0	0
Drug/Narcotic Violations	0	0
Drug/Narcotic Equipment Violations	0	0
Embezzlement	0	0
Extortion/Blackmail	0	0
Fraud Offenses	0	0
Fraud - Computer Hacking/Invasion	0	0
Fraud - Credit Card/ATM	0	0
Fraud - False Pretenses	0	0
Fraud - Identity Theft	0	0
Fraud - Impersonation	0	0
Fraud - Welfare	0	0
Fraud - Wire	0	0
Gambling Offenses	0	0
Gambling - Betting/Wagering	0	0
Gambling - Operating/Promoting	0	0
Gambling - Equipment Violations	0	0
Gambling - Sports Tampering	0	0
Homicide Offenses	0	0
Murder	0	0
Negligent Manslaughter	0	0
Negligent Vehicular Manslaughter	0	0
Motor Vehicle Theft	0	0
Pornography/Obscene Material	0	0
Robbery	0	0
Stolen Property Offenses	0	0
Weapon Law Violations	0	0
Kidnapping/Abduction	0	0

GROUP A OFFENSES	Total # of Incidents	Total # of Clearances
Larceny/Theft Offenses	0	0
Theft - Pocket-picking	0	0
Theft - Purse Snatching	0	0
Theft - Shoplifting	0	0
Theft From Building	0	0
Theft From Coin Machine	0	0
Theft From Motor Vehicle	0	0
Theft of Motor Vehicle Parts	0	0
Theft - All Other Larceny	0	0
Prostitution Offenses	0	0
Prostitution	0	0
Prostitution Assisting/Promoting	0	0
Purchasing Prostitution	0	0
Sex Offenses, Forcible	0	0
Forcible Rape	0	0
Forcible Sodomy	0	0
Sexual Assault W/Object	0	0
Forcible Fondling	0	0
Sex Offenses, Non Forcible	0	0
Incest	0	0
Statutory Rape	0	0
Human Trafficking Offenses	0	0
Commercial Sex Acts	0	0
Involuntary Servitude	0	0

Reporting Agency: Memphis Police Department



University of Tennessee at Chattanooga - 2018

GROUP A OFFENSES	Total # of Incidents	Total # of Clearances
Arson	0	0
Assault	1	0
Aggravated Assault	0	0
Simple Assault	1	0
Intimidation	0	0
Stalking	0	0
Bribery	0	0
Burglary	3	0
Counterfeiting/Forgery	0	0
Destruction/Damage/Vandalism	3	0
Drug/Narcotic Offenses	0	0
Drug/Narcotic Violations	0	0
Drug/Narcotic Equipment Violations	0	0
Embezzlement	0	0
Extortion/Blackmail	0	0
Fraud Offenses	0	0
Fraud - Computer Hacking/Invasion	0	0
Fraud - Credit Card/ATM	0	0
Fraud - False Pretenses	0	0
Fraud - Identity Theft	0	0
Fraud - Impersonation	0	0
Fraud - Welfare	0	0
Fraud - Wire	0	0
Gambling Offenses	0	0
Gambling - Betting/Wagering	0	0
Gambling - Operating/Promoting	0	0
Gambling - Equipment Violations	0	0
Gambling - Sports Tampering	0	0
Homicide Offenses	0	0
Murder	0	0
Negligent Manslaughter	0	0
Negligent Vehicular Manslaughter	0	0
Motor Vehicle Theft	0	0
Pornography/Obscene Material	0	0
Robbery	0	0
Stolen Property Offenses	0	0
Weapon Law Violations	0	0
Kidnapping/Abduction	0	0

GROUP A OFFENSES	Total # of Incidents	Total # of Clearances
Larceny/Theft Offenses	6	0
Theft - Pocket-picking	0	0
Theft - Purse Snatching	0	0
Theft - Shoplifting	0	0
Theft From Building	0	0
Theft From Coin Machine	0	0
Theft From Motor Vehicle	6	0
Theft of Motor Vehicle Parts	0	0
Theft - All Other Larceny	0	0
Prostitution Offenses	0	0
Prostitution	0	0
Prostitution Assisting/Promoting	0	0
Purchasing Prostitution	0	0
Sex Offenses, Forcible	0	0
Forcible Rape	0	0
Forcible Sodomy	0	0
Sexual Assault W/Object	0	0
Forcible Fondling	0	0
Sex Offenses, Non Forcible	0	0
Incest	0	0
Statutory Rape	0	0
Human Trafficking Offenses	0	0
Commercial Sex Acts	0	0
Involuntary Servitude	0	0

Reporting Agency: Chattanooga Police Department



University of Tennessee at Knoxville - 2018

GROUP A OFFENSES	Total # of Incidents	Total # of Clearances
Arson	0	0
Assault	5	2
Aggravated Assault	0	0
Simple Assault	5	2
Intimidation	0	0
Stalking	0	0
Bribery	0	0
Burglary	3	0
Counterfeiting/Forgery	0	0
Destruction/Damage/Vandalism	3	3
Drug/Narcotic Offenses	0	0
Drug/Narcotic Violations	0	0
Drug/Narcotic Equipment Violations	0	0
Embezzlement	0	0
Extortion/Blackmail	0	0
Fraud Offenses	0	0
Fraud - Computer Hacking/Invasion	0	0
Fraud - Credit Card/ATM	0	0
Fraud - False Pretenses	0	0
Fraud - Identity Theft	0	0
Fraud - Impersonation	0	0
Fraud - Welfare	0	0
Fraud - Wire	0	0
Gambling Offenses	0	0
Gambling - Betting/Wagering	0	0
Gambling - Operating/Promoting	0	0
Gambling - Equipment Violations	0	0
Gambling - Sports Tampering	0	0
Homicide Offenses	0	0
Murder	0	0
Negligent Manslaughter	0	0
Negligent Vehicular Manslaughter	0	0
Motor Vehicle Theft	0	0
Pornography/Obscene Material	0	0
Robbery	0	0
Stolen Property Offenses	0	0
Weapon Law Violations	0	0
Kidnapping/Abduction	0	0

GROUP A OFFENSES	Total # of Incidents	Total # of Clearances
Larceny/Theft Offenses	11	1
Theft - Pocket-picking	0	0
Theft - Purse Snatching	0	0
Theft - Shoplifting	0	0
Theft From Building	0	0
Theft From Coin Machine	0	0
Theft From Motor Vehicle	8	1
Theft of Motor Vehicle Parts	1	0
Theft - All Other Larceny	2	0
Prostitution Offenses	0	0
Prostitution	0	0
Prostitution Assisting/Promoting	0	0
Purchasing Prostitution	0	0
Sex Offenses, Forcible	0	0
Forcible Rape	0	0
Forcible Sodomy	0	0
Sexual Assault W/Object	0	0
Forcible Fondling	0	0
Sex Offenses, Non Forcible	0	0
Incest	0	0
Statutory Rape	0	0
Human Trafficking Offenses	0	0
Commercial Sex Acts	0	0
Involuntary Servitude	0	0

Reporting Agency: Knoxville Police Department



University of Memphis - 2018

GROUP A OFFENSES	Total # of Incidents	Total # of Clearances
Arson	0	0
Assault	2	1
Aggravated Assault	1	1
Simple Assault	1	0
Intimidation	0	0
Stalking	0	0
Bribery	0	0
Burglary	1	0
Counterfeiting/Forgery	0	0
Destruction/Damage/Vandalism	1	0
Drug/Narcotic Offenses	0	0
Drug/Narcotic Violations	0	0
Drug/Narcotic Equipment Violations	0	0
Embezzlement	0	0
Extortion/Blackmail	0	0
Fraud Offenses	2	0
Fraud - Computer Hacking/Invasion	0	0
Fraud - Credit Card/ATM	1	0
Fraud - False Pretenses	0	0
Fraud - Identity Theft	1	0
Fraud - Impersonation	0	0
Fraud - Welfare	0	0
Fraud - Wire	0	0
Gambling Offenses	0	0
Gambling - Betting/Wagering	0	0
Gambling - Operating/Promoting	0	0
Gambling - Equipment Violations	0	0
Gambling - Sports Tampering	0	0
Homicide Offenses	0	0
Murder	0	0
Negligent Manslaughter	0	0
Negligent Vehicular Manslaughter	0	0
Motor Vehicle Theft	2	0
Pornography/Obscene Material	0	0
Robbery	0	0
Stolen Property Offenses	0	0
Weapon Law Violations	0	0
Kidnapping/Abduction	0	0

GROUP A OFFENSES	Total # of Incidents	Total # of Clearances
Larceny/Theft Offenses	9	0
Theft - Pocket-picking	0	0
Theft - Purse Snatching	0	0
Theft - Shoplifting	0	0
Theft From Building	1	0
Theft From Coin Machine	0	0
Theft From Motor Vehicle	7	0
Theft of Motor Vehicle Parts	1	0
Theft - All Other Larceny	0	0
Prostitution Offenses	0	0
Prostitution	0	0
Prostitution Assisting/Promoting	0	0
Purchasing Prostitution	0	0
Sex Offenses, Forcible	1	1
Forcible Rape	0	0
Forcible Sodomy	0	0
Sexual Assault W/Object	0	0
Forcible Fondling	1	1
Sex Offenses, Non Forcible	0	0
Incest	0	0
Statutory Rape	0	0
Human Trafficking Offenses	0	0
Commercial Sex Acts	0	0
Involuntary Servitude	0	0

Reporting Agency: Shelby County Sheriff's Office
 Memphis Police Department
 Millington Police Department




Walters State Community College - 2018

GROUP A OFFENSES	Total # of Incidents	Total # of Clearances
Arson	0	0
Assault	1	1
Aggravated Assault	0	0
Simple Assault	1	1
Intimidation	0	0
Stalking	0	0
Bribery	0	0
Burglary	0	0
Counterfeiting/Forgery	0	0
Destruction/Damage/Vandalism	0	0
Drug/Narcotic Offenses	0	0
Drug/Narcotic Violations	0	0
Drug/Narcotic Equipment Violations	0	0
Embezzlement	0	0
Extortion/Blackmail	0	0
Fraud Offenses	0	0
Fraud - Computer Hacking/Invasion	0	0
Fraud - Credit Card/ATM	0	0
Fraud - False Pretenses	0	0
Fraud - Identity Theft	0	0
Fraud - Impersonation	0	0
Fraud - Welfare	0	0
Fraud - Wire	0	0
Gambling Offenses	0	0
Gambling - Betting/Wagering	0	0
Gambling - Operating/Promoting	0	0
Gambling - Equipment Violations	0	0
Gambling - Sports Tampering	0	0
Homicide Offenses	0	0
Murder	0	0
Negligent Manslaughter	0	0
Negligent Vehicular Manslaughter	0	0
Motor Vehicle Theft	0	0
Pornography/Obscene Material	0	0
Robbery	0	0
Stolen Property Offenses	0	0
Weapon Law Violations	0	0
Kidnapping/Abduction	0	0

GROUP A OFFENSES	Total # of Incidents	Total # of Clearances
Larceny/Theft Offenses	0	0
Theft - Pocket-picking	0	0
Theft - Purse Snatching	0	0
Theft - Shoplifting	0	0
Theft From Building	0	0
Theft From Coin Machine	0	0
Theft From Motor Vehicle	0	0
Theft of Motor Vehicle Parts	0	0
Theft - All Other Larceny	0	0
Prostitution Offenses	0	0
Prostitution	0	0
Prostitution Assisting/Promoting	0	0
Purchasing Prostitution	0	0
Sex Offenses, Forcible	0	0
Forcible Rape	0	0
Forcible Sodomy	0	0
Sexual Assault W/Object	0	0
Forcible Fondling	0	0
Sex Offenses, Non Forcible	0	0
Incest	0	0
Statutory Rape	0	0
Human Trafficking Offenses	0	0
Commercial Sex Acts	0	0
Involuntary Servitude	0	0

Reporting Agency: Morristown Police Department





Crime on Campus **2018**

**Independent Reporting
Colleges**

Institutions Eligible to Report Crime Statistics via Short Form

All Saints Bible College	National College of Business & Technology—Knoxville*
American Baptist College*	National College of Business & Technology—Madison*
Argosy—Nashville*	National College of Business & Technology—Memphis*
Art Institute of Tennessee—Nashville*	National College of Business & Technology—Nashville
Belhaven University	North Central Institute
Chattanooga College Medical, Dental, and Technical Careers*	Nossi College of Art
ConCord College*	O'More College of Design*
Embry-Riddle Aeronautical University—Memphis	Remington College—Nashville Campus*
Fortis Institute—Cookeville*	Remington College—Memphis
Fortis Institute—Nashville*	Richmont Graduate University
Fountainhead College of Technology*	South College—Knoxville
Franklin Academy	South College—Nashville
Knoxville College*	Strayer University—Knoxville
Lincoln College of Technology	Strayer University—Nashville
Memphis Theological Seminary	Strayer University—Shelby
Mid-American Baptist Seminary	Strayer University—Thousand Oaks
Mid-American Baptist Seminary-Northeast Campus	University of Phoenix—Memphis
Miller Motte Technical College—Clarksville	University of Phoenix—Nashville
Miller Motte Technical College—Chattanooga	Vatterott Career College—Memphis Appling Farms*
Nashville College of Medical Careers	Vatterott Career College—Memphis Dividend*
National College of Business & Technology—Bartlett	Visible Music College
National College of Business & Technology—Bristol	West Tennessee Business College

*Agency failed to submit Short Form

All Saints Bible College

Offense	Year	On Campus Property	*Residential Facilities	Non Campus Property	Public Property	Optional Total
Murder / Non-Negligent Manslaughter	2018	0	0	0	0	0
Negligent Manslaughter	2018	0	0	0	0	0
Sex Offenses, Forcible	2018	0	0	0	0	0
Sex Offenses, Non-Forcible	2018	0	0	0	0	0
Robbery	2018	0	0	0	0	0
Aggravated Assault	2018	0	0	0	0	0
Burglary	2018	0	0	0	0	0
Motor Vehicle Theft	2018	0	0	0	0	0
Arson	2018	0	0	0	0	0
Liquor Law Arrests	2018	0	0	0	0	0
Liquor Law Violations Referred For Disciplinary Action	2018	0	0	0	0	0
Drug Law Arrests	2018	0	0	0	0	0
Drug Law Violations Referred For Disciplinary Action	2018	0	0	0	0	0
Illegal Weapons Possession Arrests	2018	0	0	0	0	0
Illegal Weapons Possession Violations Referred For Disciplinary Action	2018	0	0	0	0	0

* Crime In The Residential Facilities Column Are Included In The On-Campus Category.



Belhaven University

Offense	Year	On Campus Property	*Residential Facilities	Non Campus Property	Public Property	Optional Total
Murder / Non-Negligent Manslaughter	2018	0	0	0	0	0
Negligent Manslaughter	2018	0	0	0	0	0
Sex Offenses, Forcible	2018	0	0	0	0	0
Sex Offenses, Non-Forcible	2018	0	0	0	0	0
Robbery	2018	0	0	0	0	0
Aggravated Assault	2018	0	0	0	0	0
Burglary	2018	0	0	0	0	0
Motor Vehicle Theft	2018	0	0	0	0	0
Arson	2018	0	0	0	0	0
Liquor Law Arrests	2018	0	0	0	0	0
Liquor Law Violations Referred For Disciplinary Action	2018	0	0	0	0	0
Drug Law Arrests	2018	0	0	0	0	0
Drug Law Violations Referred For Disciplinary Action	2018	0	0	0	0	0
Illegal Weapons Possession Arrests	2018	0	0	0	0	0
Illegal Weapons Possession Violations Referred For Disciplinary Action	2018	0	0	0	0	0

* Crime In The Residential Facilities Column Are Included In The On-Campus Category.



Embry-Riddle Aeronautical University

Offense	Year	On Campus Property	*Residential Facilities	Non Campus Property	Public Property	Optional Total
Murder / Non-Negligent Manslaughter	2018	0	0	0	0	0
Negligent Manslaughter	2018	0	0	0	0	0
Sex Offenses, Forcible	2018	0	0	0	0	0
Sex Offenses, Non-Forcible	2018	0	0	0	0	0
Robbery	2018	0	0	0	0	0
Aggravated Assault	2018	0	0	0	0	0
Burglary	2018	0	0	0	0	0
Motor Vehicle Theft	2018	0	0	0	0	0
Arson	2018	0	0	0	0	0
Liquor Law Arrests	2018	0	0	0	0	0
Liquor Law Violations Referred For Disciplinary Action	2018	0	0	0	0	0
Drug Law Arrests	2018	0	0	0	0	0
Drug Law Violations Referred For Disciplinary Action	2018	0	0	0	0	0
Illegal Weapons Possession Arrests	2018	0	0	0	0	0
Illegal Weapons Possession Violations Referred For Disciplinary Action	2018	0	0	0	0	0

* Crime In The Residential Facilities Column Are Included In The On-Campus Category.



Franklin Academy

Offense	Year	On Campus Property	*Residential Facilities	Non Campus Property	Public Property	Optional Total
Murder / Non-Negligent Manslaughter	2018	0	0	0	0	0
Negligent Manslaughter	2018	0	0	0	0	0
Sex Offenses, Forcible	2018	0	0	0	0	0
Sex Offenses, Non-Forcible	2018	0	0	0	0	0
Robbery	2018	0	0	0	0	0
Aggravated Assault	2018	0	0	0	0	0
Burglary	2018	0	0	0	0	0
Motor Vehicle Theft	2018	0	0	0	0	0
Arson	2018	0	0	0	0	0
Liquor Law Arrests	2018	0	0	0	0	0
Liquor Law Violations Referred For Disciplinary Action	2018	0	0	0	0	0
Drug Law Arrests	2018	0	0	0	0	0
Drug Law Violations Referred For Disciplinary Action	2018	0	0	0	0	0
Illegal Weapons Possession Arrests	2018	0	0	0	0	0
Illegal Weapons Possession Violations Referred For Disciplinary Action	2018	0	0	0	0	0
* Crime In The Residential Facilities Column Are Included In The On-Campus Category.						



Lincoln College of Technology

Offense	Year	On Campus Property	*Residential Facilities	Non Campus Property	Public Property	Optional Total
Murder / Non-Negligent Manslaughter	2018	0	0	0	0	0
Negligent Manslaughter	2018	0	0	0	0	0
Sex Offenses, Forcible	2018	0	0	0	0	0
Sex Offenses, Non-Forcible	2018	0	0	0	0	0
Robbery	2018	0	0	0	0	0
Aggravated Assault	2018	0	0	0	0	0
Burglary	2018	3	0	0	0	3
Motor Vehicle Theft	2018	0	0	0	0	0
Arson	2018	0	0	0	0	0
Liquor Law Arrests	2018	0	0	0	0	0
Liquor Law Violations Referred For Disciplinary Action	2018	11	0	0	0	11
Drug Law Arrests	2018	0	0	0	0	0
Drug Law Violations Referred For Disciplinary Action	2018	19	0	0	0	19
Illegal Weapons Possession Arrests	2018	2	0	0	0	2
Illegal Weapons Possession Violations Referred For Disciplinary Action	2018	0	0	0	0	0
* Crime In The Residential Facilities Column Are Included In The On-Campus Category.						



Memphis Theological Seminary

Offense	Year	On Campus Property	*Residential Facilities	Non Campus Property	Public Property	Optional Total
Murder / Non-Negligent Manslaughter	2018	0	0	0	0	0
Negligent Manslaughter	2018	0	0	0	0	0
Sex Offenses, Forcible	2018	0	0	0	0	0
Sex Offenses, Non-Forcible	2018	0	0	0	0	0
Robbery	2018	0	0	0	0	0
Aggravated Assault	2018	0	0	0	0	0
Burglary	2018	0	0	1	0	1
Motor Vehicle Theft	2018	0	0	0	0	0
Arson	2018	0	0	0	0	0
Liquor Law Arrests	2018	0	0	0	0	0
Liquor Law Violations Referred For Disciplinary Action	2018	0	0	0	0	0
Drug Law Arrests	2018	0	0	0	0	0
Drug Law Violations Referred For Disciplinary Action	2018	0	0	0	0	0
Illegal Weapons Possession Arrests	2018	0	0	0	0	0
Illegal Weapons Possession Violations Referred For Disciplinary Action	2018	0	0	0	0	0

* Crime In The Residential Facilities Column Are Included In The On-Campus Category.



Mid-American Baptist Theological Seminary

Offense	Year	On Campus Property	*Residential Facilities	Non Campus Property	Public Property	Optional Total
Murder / Non-Negligent Manslaughter	2018	0	0	0	0	0
Negligent Manslaughter	2018	0	0	0	0	0
Sex Offenses, Forcible	2018	0	0	0	0	0
Sex Offenses, Non-Forcible	2018	0	0	0	0	0
Robbery	2018	0	0	0	0	0
Aggravated Assault	2018	0	0	0	0	0
Burglary	2018	0	0	0	0	0
Motor Vehicle Theft	2018	0	0	0	0	0
Arson	2018	0	0	0	0	0
Liquor Law Arrests	2018	0	0	0	0	0
Liquor Law Violations Referred For Disciplinary Action	2018	0	0	0	0	0
Drug Law Arrests	2018	0	0	0	0	0
Drug Law Violations Referred For Disciplinary Action	2018	0	0	0	0	0
Illegal Weapons Possession Arrests	2018	0	0	0	0	0
Illegal Weapons Possession Violations Referred For Disciplinary Action	2018	0	0	0	0	0

* Crime In The Residential Facilities Column Are Included In The On-Campus Category.



Mid-America Baptist Theological Seminary—Northeast Campus

Offense	Year	On Campus Property	*Residential Facilities	Non Campus Property	Public Property	Optional Total
Murder / Non-Negligent Manslaughter	2018	0	0	0	0	0
Negligent Manslaughter	2018	0	0	0	0	0
Sex Offenses, Forcible	2018	0	0	0	0	0
Sex Offenses, Non-Forcible	2018	0	0	0	0	0
Robbery	2018	0	0	0	0	0
Aggravated Assault	2018	0	0	0	0	0
Burglary	2018	0	0	0	0	0
Motor Vehicle Theft	2018	0	0	0	0	0
Arson	2018	0	0	0	0	0
Liquor Law Arrests	2018	0	0	0	0	0
Liquor Law Violations Referred For Disciplinary Action	2018	0	0	0	0	0
Drug Law Arrests	2018	0	0	0	0	0
Drug Law Violations Referred For Disciplinary Action	2018	0	0	0	0	0
Illegal Weapons Possession Arrests	2018	0	0	0	0	0
Illegal Weapons Possession Violations Referred For Disciplinary Action	2018	0	0	0	0	0
* Crime In The Residential Facilities Column Are Included In The On-Campus Category.						



Miller Motte Technical College-Clarksville

Offense	Year	On Campus Property	*Residential Facilities	Non Campus Property	Public Property	Optional Total
Murder / Non-Negligent Manslaughter	2018	0	0	0	0	0
Negligent Manslaughter	2018	0	0	0	0	0
Sex Offenses, Forcible	2018	0	0	0	0	0
Sex Offenses, Non-Forcible	2018	0	0	0	0	0
Robbery	2018	0	0	0	0	0
Aggravated Assault	2018	0	0	0	0	0
Burglary	2018	0	0	0	0	0
Motor Vehicle Theft	2018	0	0	0	0	0
Arson	2018	0	0	0	0	0
Liquor Law Arrests	2018	0	0	0	0	0
Liquor Law Violations Referred For Disciplinary Action	2018	0	0	0	0	0
Drug Law Arrests	2018	0	0	0	0	0
Drug Law Violations Referred For Disciplinary Action	2018	0	0	0	0	0
Illegal Weapons Possession Arrests	2018	0	0	0	0	0
Illegal Weapons Possession Violations Referred For Disciplinary Action	2018	0	0	0	0	0

* Crime In The Residential Facilities Column Are Included In The On-Campus Category.



Miller-Motte Technical College - Chattanooga

Offense	Year	On Campus Property	*Residential Facilities	Non Campus Property	Public Property	Optional Total
Murder / Non-Negligent Manslaughter	2018	0	0	0	0	0
Negligent Manslaughter	2018	0	0	0	0	0
Sex Offenses, Forcible	2018	0	0	0	0	0
Sex Offenses, Non-Forcible	2018	0	0	0	0	0
Robbery	2018	0	0	0	0	0
Aggravated Assault	2018	0	0	0	0	0
Burglary	2018	0	0	0	0	0
Motor Vehicle Theft	2018	0	0	0	0	0
Arson	2018	0	0	0	0	0
Liquor Law Arrests	2018	0	0	0	0	0
Liquor Law Violations Referred For Disciplinary Action	2018	0	0	0	0	0
Drug Law Arrests	2018	0	0	0	0	0
Drug Law Violations Referred For Disciplinary Action	2018	0	0	0	0	0
Illegal Weapons Possession Arrests	2018	0	0	0	0	0
Illegal Weapons Possession Violations Referred For Disciplinary Action	2018	0	0	0	0	0
* Crime In The Residential Facilities Column Are Included In The On-Campus Category.						



Nashville College of Medical Careers

Offense	Year	On Campus Property	*Residential Facilities	Non Campus Property	Public Property	Optional Total
Murder / Non-Negligent Manslaughter	2018	0	0	0	0	0
Negligent Manslaughter	2018	0	0	0	0	0
Sex Offenses, Forcible	2018	0	0	0	0	0
Sex Offenses, Non-Forcible	2018	0	0	0	0	0
Robbery	2018	0	0	0	0	0
Aggravated Assault	2018	0	0	0	0	0
Burglary	2018	0	0	0	0	0
Motor Vehicle Theft	2018	0	0	0	0	0
Arson	2018	0	0	0	0	0
Liquor Law Arrests	2018	0	0	0	0	0
Liquor Law Violations Referred For Disciplinary Action	2018	0	0	0	0	0
Drug Law Arrests	2018	0	0	0	0	0
Drug Law Violations Referred For Disciplinary Action	2018	0	0	0	0	0
Illegal Weapons Possession Arrests	2018	0	0	0	0	0
Illegal Weapons Possession Violations Referred For Disciplinary Action	2018	0	0	0	0	0
* Crime In The Residential Facilities Column Are Included In The On-Campus Category.						



National College of Business & Technology - Bartlett

Offense	Year	On Campus Property	*Residential Facilities	Non Campus Property	Public Property	Optional Total
Murder / Non-Negligent Manslaughter	2018	0	0	0	0	0
Negligent Manslaughter	2018	0	0	0	0	0
Sex Offenses, Forcible	2018	0	0	0	0	0
Sex Offenses, Non-Forcible	2018	0	0	0	0	0
Robbery	2018	0	0	0	0	0
Aggravated Assault	2018	0	0	0	0	0
Burglary	2018	0	0	0	0	0
Motor Vehicle Theft	2018	0	0	0	0	0
Arson	2018	0	0	0	0	0
Liquor Law Arrests	2018	0	0	0	0	0
Liquor Law Violations Referred For Disciplinary Action	2018	0	0	0	0	0
Drug Law Arrests	2018	0	0	0	0	0
Drug Law Violations Referred For Disciplinary Action	2018	0	0	0	0	0
Illegal Weapons Possession Arrests	2018	0	0	0	0	0
Illegal Weapons Possession Violations Referred For Disciplinary Action	2018	0	0	0	0	0

* Crime In The Residential Facilities Column Are Included In The On-Campus Category.



National College of Business & Technology - Bristol

Offense	Year	On Campus Property	*Residential Facilities	Non Campus Property	Public Property	Optional Total
Murder / Non-Negligent Manslaughter	2018	0	0	0	0	0
Negligent Manslaughter	2018	0	0	0	0	0
Sex Offenses, Forcible	2018	0	0	0	0	0
Sex Offenses, Non-Forcible	2018	0	0	0	0	0
Robbery	2018	0	0	0	0	0
Aggravated Assault	2018	0	0	0	0	0
Burglary	2018	0	0	0	0	0
Motor Vehicle Theft	2018	0	0	0	0	0
Arson	2018	0	0	0	0	0
Liquor Law Arrests	2018	0	0	0	0	0
Liquor Law Violations Referred For Disciplinary Action	2018	0	0	0	0	0
Drug Law Arrests	2018	0	0	0	0	0
Drug Law Violations Referred For Disciplinary Action	2018	0	0	0	0	0
Illegal Weapons Possession Arrests	2018	0	0	0	0	0
Illegal Weapons Possession Violations Referred For Disciplinary Action	2018	0	0	0	0	0

* Crime In The Residential Facilities Column Are Included In The On-Campus Category.



National College of Business & Technology - Nashville

Offense	Year	On Campus Property	*Residential Facilities	Non Campus Property	Public Property	Optional Total
Murder / Non-Negligent Manslaughter	2018	0	0	0	0	0
Negligent Manslaughter	2018	0	0	0	0	0
Sex Offenses, Forcible	2018	0	0	0	0	0
Sex Offenses, Non-Forcible	2018	0	0	0	0	0
Robbery	2018	0	0	0	0	0
Aggravated Assault	2018	0	0	0	0	0
Burglary	2018	0	0	0	0	0
Motor Vehicle Theft	2018	0	0	0	0	0
Arson	2018	0	0	0	0	0
Liquor Law Arrests	2018	0	0	0	0	0
Liquor Law Violations Referred For Disciplinary Action	2018	0	0	0	0	0
Drug Law Arrests	2018	0	0	0	0	0
Drug Law Violations Referred For Disciplinary Action	2018	0	0	0	0	0
Illegal Weapons Possession Arrests	2018	0	0	0	0	0
Illegal Weapons Possession Violations Referred For Disciplinary Action	2018	0	0	0	0	0

* Crime In The Residential Facilities Column Are Included In The On-Campus Category.



North Central Institute

Offense	Year	On Campus Property	*Residential Facilities	Non Campus Property	Public Property	Optional Total
Murder / Non-Negligent Manslaughter	2018	0	0	0	0	0
Negligent Manslaughter	2018	0	0	0	0	0
Sex Offenses, Forcible	2018	0	0	0	0	0
Sex Offenses, Non-Forcible	2018	0	0	0	0	0
Robbery	2018	0	0	0	0	0
Aggravated Assault	2018	0	0	0	0	0
Burglary	2018	0	0	0	0	0
Motor Vehicle Theft	2018	0	0	0	0	0
Arson	2018	0	0	0	0	0
Liquor Law Arrests	2018	0	0	0	0	0
Liquor Law Violations Referred For Disciplinary Action	2018	0	0	0	0	0
Drug Law Arrests	2018	0	0	0	0	0
Drug Law Violations Referred For Disciplinary Action	2018	0	0	0	0	0
Illegal Weapons Possession Arrests	2018	0	0	0	0	0
Illegal Weapons Possession Violations Referred For Disciplinary Action	2018	0	0	0	0	0

* Crime In The Residential Facilities Column Are Included In The On-Campus Category.



Nossi College of Art

Offense	Year	On Campus Property	*Residential Facilities	Non Campus Property	Public Property	Optional Total
Murder / Non-Negligent Manslaughter	2018	0	0	0	0	0
Negligent Manslaughter	2018	0	0	0	0	0
Sex Offenses, Forcible	2018	0	0	0	0	0
Sex Offenses, Non-Forcible	2018	0	0	0	0	0
Robbery	2018	0	0	0	0	0
Aggravated Assault	2018	0	0	0	0	0
Burglary	2018	0	0	0	0	0
Motor Vehicle Theft	2018	0	0	0	0	0
Arson	2018	0	0	0	0	0
Liquor Law Arrests	2018	0	0	0	0	0
Liquor Law Violations Referred For Disciplinary Action	2018	0	0	0	0	0
Drug Law Arrests	2018	0	0	0	0	0
Drug Law Violations Referred For Disciplinary Action	2018	0	0	0	0	0
Illegal Weapons Possession Arrests	2018	0	0	0	0	0
Illegal Weapons Possession Violations Referred For Disciplinary Action	2018	0	0	0	0	0
* Crime In The Residential Facilities Column Are Included In The On-Campus Category.						



Remington College-Memphis

Offense	Year	On Campus Property	*Residential Facilities	Non Campus Property	Public Property	Optional Total
Murder / Non-Negligent Manslaughter	2018	0	0	0	0	0
Negligent Manslaughter	2018	0	0	0	0	0
Sex Offenses, Forcible	2018	0	0	0	0	0
Sex Offenses, Non-Forcible	2018	0	0	0	0	0
Robbery	2018	0	0	0	0	0
Aggravated Assault	2018	0	0	0	0	0
Burglary	2018	0	0	0	0	0
Motor Vehicle Theft	2018	0	0	0	0	0
Arson	2018	0	0	0	0	0
Liquor Law Arrests	2018	0	0	0	0	0
Liquor Law Violations Referred For Disciplinary Action	2018	0	0	0	0	0
Drug Law Arrests	2018	0	0	0	0	0
Drug Law Violations Referred For Disciplinary Action	2018	0	0	0	0	0
Illegal Weapons Possession Arrests	2018	0	0	0	0	0
Illegal Weapons Possession Violations Referred For Disciplinary Action	2018	0	0	0	0	0
* Crime In The Residential Facilities Column Are Included In The On-Campus Category.						



Richmont Graduate University

Offense	Year	On Campus Property	*Residential Facilities	Non Campus Property	Public Property	Optional Total
Murder / Non-Negligent Manslaughter	2018	0	0	0	0	0
Negligent Manslaughter	2018	0	0	0	0	0
Sex Offenses, Forcible	2018	0	0	0	0	0
Sex Offenses, Non-Forcible	2018	0	0	0	0	0
Robbery	2018	0	0	0	0	0
Aggravated Assault	2018	0	0	0	0	0
Burglary	2018	0	0	0	0	0
Motor Vehicle Theft	2018	0	0	0	0	0
Arson	2018	0	0	0	0	0
Liquor Law Arrests	2018	0	0	0	0	0
Liquor Law Violations Referred For Disciplinary Action	2018	0	0	0	0	0
Drug Law Arrests	2018	0	0	0	0	0
Drug Law Violations Referred For Disciplinary Action	2018	0	0	0	0	0
Illegal Weapons Possession Arrests	2018	0	0	0	0	0
Illegal Weapons Possession Violations Referred For Disciplinary Action	2018	0	0	0	0	0

* Crime In The Residential Facilities Column Are Included In The On-Campus Category.



South College—Knoxville, Parkside

Offense	Year	On Campus Property	*Residential Facilities	Non Campus Property	Public Property	Optional Total
Murder / Non-Negligent Manslaughter	2018	0	0	0	0	0
Negligent Manslaughter	2018	0	0	0	0	0
Sex Offenses, Forcible	2018	0	0	0	0	0
Sex Offenses, Non-Forcible	2018	0	0	0	0	0
Robbery	2018	0	0	0	0	0
Aggravated Assault	2018	0	0	0	0	0
Burglary	2018	0	0	0	0	0
Motor Vehicle Theft	2018	0	0	0	0	0
Arson	2018	0	0	0	0	0
Liquor Law Arrests	2018	0	0	0	0	0
Liquor Law Violations Referred For Disciplinary Action	2018	0	0	0	0	0
Drug Law Arrests	2018	0	0	0	0	0
Drug Law Violations Referred For Disciplinary Action	2018	0	0	0	0	0
Illegal Weapons Possession Arrests	2018	0	0	0	0	0
Illegal Weapons Possession Violations Referred For Disciplinary Action	2018	0	0	0	0	0
* Crime In The Residential Facilities Column Are Included In The On-Campus Category.						

South College - Nashville

Offense	Year	On Campus Property	*Residential Facilities	Non Campus Property	Public Property	Optional Total
Murder / Non-Negligent Manslaughter	2018	0	0	0	0	0
Negligent Manslaughter	2018	0	0	0	0	0
Sex Offenses, Forcible	2018	0	0	0	0	0
Sex Offenses, Non-Forcible	2018	0	0	0	0	0
Robbery	2018	0	0	0	0	0
Aggravated Assault	2018	0	0	0	0	0
Burglary	2018	0	0	0	0	0
Motor Vehicle Theft	2018	0	0	0	0	0
Arson	2018	0	0	0	0	0
Liquor Law Arrests	2018	0	0	0	0	0
Liquor Law Violations Referred For Disciplinary Action	2018	0	0	0	0	0
Drug Law Arrests	2018	0	0	0	0	0
Drug Law Violations Referred For Disciplinary Action	2018	0	0	0	0	0
Illegal Weapons Possession Arrests	2018	0	0	0	0	0
Illegal Weapons Possession Violations Referred For Disciplinary Action	2018	0	0	0	0	0
* Crime In The Residential Facilities Column Are Included In The On-Campus Category.						



Strayer University - Knoxville

Offense	Year	On Campus Property	*Residential Facilities	Non Campus Property	Public Property	Optional Total
Murder / Non-Negligent Manslaughter	2018	0	0	0	0	0
Negligent Manslaughter	2018	0	0	0	0	0
Sex Offenses, Forcible	2018	0	0	0	0	0
Sex Offenses, Non-Forcible	2018	0	0	0	0	0
Robbery	2018	0	0	0	0	0
Aggravated Assault	2018	0	0	0	0	0
Burglary	2018	0	0	0	0	0
Motor Vehicle Theft	2018	0	0	0	0	0
Arson	2018	0	0	0	0	0
Liquor Law Arrests	2018	0	0	0	0	0
Liquor Law Violations Referred For Disciplinary Action	2018	0	0	0	0	0
Drug Law Arrests	2018	0	0	0	0	0
Drug Law Violations Referred For Disciplinary Action	2018	0	0	0	0	0
Illegal Weapons Possession Arrests	2018	0	0	0	0	0
Illegal Weapons Possession Violations Referred For Disciplinary Action	2018	0	0	0	0	0

* Crime In The Residential Facilities Column Are Included In The On-Campus Category.



Strayer University—Nashville

Offense	Year	On Campus Property	*Residential Facilities	Non Campus Property	Public Property	Optional Total
Murder / Non-Negligent Manslaughter	2018	0	0	0	0	0
Negligent Manslaughter	2018	0	0	0	0	0
Sex Offenses, Forcible	2018	0	0	0	0	0
Sex Offenses, Non-Forcible	2018	0	0	0	0	0
Robbery	2018	0	0	0	0	0
Aggravated Assault	2018	0	0	0	0	0
Burglary	2018	0	0	0	0	0
Motor Vehicle Theft	2018	0	0	0	0	0
Arson	2018	0	0	0	0	0
Liquor Law Arrests	2018	0	0	0	0	0
Liquor Law Violations Referred For Disciplinary Action	2018	0	0	0	0	0
Drug Law Arrests	2018	0	0	0	0	0
Drug Law Violations Referred For Disciplinary Action	2018	0	0	0	0	0
Illegal Weapons Possession Arrests	2018	0	0	0	0	0
Illegal Weapons Possession Violations Referred For Disciplinary Action	2018	0	0	0	0	0
* Crime In The Residential Facilities Column Are Included In The On-Campus Category.						



Strayer University – Shelby

Offense	Year	On Campus Property	*Residential Facilities	Non Campus Property	Public Property	Optional Total
Murder / Non-Negligent Manslaughter	2018	0	0	0	0	0
Negligent Manslaughter	2018	0	0	0	0	0
Sex Offenses, Forcible	2018	0	0	0	0	0
Sex Offenses, Non-Forcible	2018	0	0	0	0	0
Robbery	2018	0	0	0	0	0
Aggravated Assault	2018	0	0	0	0	0
Burglary	2018	0	0	0	0	0
Motor Vehicle Theft	2018	0	0	0	0	0
Arson	2018	0	0	0	0	0
Liquor Law Arrests	2018	0	0	0	0	0
Liquor Law Violations Referred For Disciplinary Action	2018	0	0	0	0	0
Drug Law Arrests	2018	0	0	0	0	0
Drug Law Violations Referred For Disciplinary Action	2018	0	0	0	0	0
Illegal Weapons Possession Arrests	2018	0	0	0	0	0
Illegal Weapons Possession Violations Referred For Disciplinary Action	2018	0	0	0	0	0
* Crime In The Residential Facilities Column Are Included In The On-Campus Category.						



Strayer University—Thousand Oaks

Offense	Year	On Campus Property	*Residential Facilities	Non Campus Property	Public Property	Optional Total
Murder / Non-Negligent Manslaughter	2018	0	0	0	0	0
Negligent Manslaughter	2018	0	0	0	0	0
Sex Offenses, Forcible	2018	0	0	0	0	0
Sex Offenses, Non-Forcible	2018	0	0	0	0	0
Robbery	2018	0	0	0	0	0
Aggravated Assault	2018	0	0	0	0	0
Burglary	2018	0	0	0	0	0
Motor Vehicle Theft	2018	0	0	0	0	0
Arson	2018	0	0	0	0	0
Liquor Law Arrests	2018	0	0	0	0	0
Liquor Law Violations Referred For Disciplinary Action	2018	0	0	0	0	0
Drug Law Arrests	2018	0	0	0	0	0
Drug Law Violations Referred For Disciplinary Action	2018	0	0	0	0	0
Illegal Weapons Possession Arrests	2018	0	0	0	0	0
Illegal Weapons Possession Violations Referred For Disciplinary Action	2018	0	0	0	0	0

*** Crime In The Residential Facilities Column Are Included In The On-Campus Category.**



University of Phoenix—Memphis

Offense	Year	On Campus Property	*Residential Facilities	Non Campus Property	Public Property	Optional Total
Murder / Non-Negligent Manslaughter	2018	0	0	0	0	0
Negligent Manslaughter	2018	0	0	0	0	0
Sex Offenses, Forcible	2018	0	0	0	0	0
Sex Offenses, Non-Forcible	2018	0	0	0	0	0
Robbery	2018	0	0	0	0	0
Aggravated Assault	2018	0	0	0	0	0
Burglary	2018	0	0	0	0	0
Motor Vehicle Theft	2018	0	0	0	0	0
Arson	2018	0	0	0	0	0
Liquor Law Arrests	2018	0	0	0	0	0
Liquor Law Violations Referred For Disciplinary Action	2018	0	0	0	0	0
Drug Law Arrests	2018	0	0	0	0	0
Drug Law Violations Referred For Disciplinary Action	2018	0	0	0	0	0
Illegal Weapons Possession Arrests	2018	0	0	0	0	0
Illegal Weapons Possession Violations Referred For Disciplinary Action	2018	0	0	0	0	0

* Crime In The Residential Facilities Column Are Included In The On-Campus Category.



University of Phoenix—Nashville

Offense	Year	On Campus Property	*Residential Facilities	Non Campus Property	Public Property	Optional Total
Murder / Non-Negligent Manslaughter	2018	0	0	0	0	0
Negligent Manslaughter	2018	0	0	0	0	0
Sex Offenses, Forcible	2018	0	0	0	0	0
Sex Offenses, Non-Forcible	2018	0	0	0	0	0
Robbery	2018	0	0	0	0	0
Aggravated Assault	2018	0	0	0	0	0
Burglary	2018	0	0	0	0	0
Motor Vehicle Theft	2018	0	0	0	0	0
Arson	2018	0	0	0	0	0
Liquor Law Arrests	2018	0	0	0	0	0
Liquor Law Violations Referred For Disciplinary Action	2018	0	0	0	0	0
Drug Law Arrests	2018	0	0	0	0	0
Drug Law Violations Referred For Disciplinary Action	2018	0	0	0	0	0
Illegal Weapons Possession Arrests	2018	0	0	0	0	0
Illegal Weapons Possession Violations Referred For Disciplinary Action	2018	0	0	0	0	0

* Crime In The Residential Facilities Column Are Included In The On-Campus Category.



West Tennessee Business College

Offense	Year	On Campus Property	*Residential Facilities	Non Campus Property	Public Property	Optional Total
Murder / Non-Negligent Manslaughter	2018	0	0	0	0	0
Negligent Manslaughter	2018	0	0	0	0	0
Sex Offenses, Forcible	2018	0	0	0	0	0
Sex Offenses, Non-Forcible	2018	0	0	0	0	0
Robbery	2018	0	0	0	0	0
Aggravated Assault	2018	0	0	0	0	0
Burglary	2018	0	0	0	0	0
Motor Vehicle Theft	2018	0	0	0	0	0
Arson	2018	0	0	0	0	0
Liquor Law Arrests	2018	0	0	0	0	0
Liquor Law Violations Referred For Disciplinary Action	2018	0	0	0	0	0
Drug Law Arrests	2018	0	0	0	0	0
Drug Law Violations Referred For Disciplinary Action	2018	0	0	0	0	0
Illegal Weapons Possession Arrests	2018	0	0	0	0	0
Illegal Weapons Possession Violations Referred For Disciplinary Action	2018	0	0	0	0	0

* Crime In The Residential Facilities Column Are Included In The On-Campus Category.



Visible Music College

Offense	Year	On Campus Property	*Residential Facilities	Non Campus Property	Public Property	Optional Total
Murder / Non-Negligent Manslaughter	2018	0	0	0	0	0
Negligent Manslaughter	2018	0	0	0	0	0
Sex Offenses, Forcible	2018	0	0	0	0	0
Sex Offenses, Non-Forcible	2018	0	0	0	0	0
Robbery	2018	0	0	1	1	2
Aggravated Assault	2018	2	0	2	0	4
Burglary	2018	5	0	3	0	8
Motor Vehicle Theft	2018	13	0	14	6	33
Arson	2018	0	0	0	0	0
Liquor Law Arrests	2018	0	0	1	1	2
Liquor Law Violations Referred For Disciplinary Action	2018	0	0	0	0	0
Drug Law Arrests	2018	1	0	0	0	1
Drug Law Violations Referred For Disciplinary Action	2018	1	0	0	0	1
Illegal Weapons Possession Arrests	2018	0	0	1	0	1
Illegal Weapons Possession Violations Referred For Disciplinary Action	2018	0	0	1	0	1

* Crime In The Residential Facilities Column Are Included In The On-Campus Category.



TIBRS Group A

Offense Definitions

Animal Cruelty- Intentionally, knowing, or recklessly taking an action that mistreats or kills any animal without just cause , such as torturing, tormenting, mutilation, mainming, poisoning, or abandonment.

Arson – To unlawfully and intentionally damage, or attempt to damage, any real or personal property by fire or incendiary device.

Assault Offenses – An unlawful attack by one person on another.

Aggravated Assault – An unlawful attack by one person upon another wherein the offender uses a weapon or displays it in a threatening manner, or the victim suffers obvious severe or aggravated bodily injury involving apparent broken bones, loss of teeth, possible internal injury, severe laceration or loss of consciousness.

Simple Assault – An unlawful physical attack by one person upon another where neither the offender displays a weapon, nor the victim suffers obvious severe or aggravated bodily injury involving apparent broken bones, loss of teeth, possible internal injury, severe laceration or loss of consciousness.

Intimidation – To unlawfully place another person in reasonable fear of bodily harm through the use of threatening words and/or other conduct, but without displaying a weapon or subjecting the victim to actual physical attack.

Stalking – To intentionally and repeatedly follow or harass another person in such a manner as would cause that person to be in reasonable fear of being assaulted, suffering bodily injury or death.

Bribery – The offering, giving, receiving or soliciting of anything of value (i.e., a bribe, gratuity or kickback) to sway the judgment or action of a person in a position of trust or influence.

Burglary/Breaking and Entering – The unlawful entry into a building or other structure with the intent to commit a felony or a theft.

Counterfeiting/Forgery – The altering, copying or imitation of something, without authority or right, with the intent to deceive or defraud by passing the copy or thing altered or imitated as that which is original or genuine; or the selling, buying or possession of an altered, copied or imitated thing with the intent to deceive or defraud.

Destruction/Damage/Vandalism of Property – To willfully or maliciously destroy, damage, deface or otherwise injure real or personal property without the consent of the owner or the person having custody or control of it.

Drug/Narcotic Offenses – The violation of laws prohibiting the production, distribution, and/or use of certain controlled substances and the equipment or devices utilized in their preparation and/or use.

Drug/Narcotic Violations – The unlawful cultivation, manufacture, distribution, sale, purchase, use, possession, transportation or importation of any controlled drug or narcotic substance.



Drug/Narcotic Offenses (continued)

Drug Equipment Violations – The unlawful manufacture, sale, purchase, possession or transportation of equipment or devices utilized in preparing and/or using drugs or narcotics.

Embezzlement – The unlawful misappropriation by an offender to his/her own use or purpose of money, property, or some other thing of value entrusted to his/her care, custody or control.

Extortion/Blackmail – To unlawfully obtain money, property, or any other thing of value, either tangible or intangible, through the use or threat of force, misuse of authority, threat of criminal prosecution, threat of destruction of reputation or social standing or through other coercive means.

Fraud Offenses – The intentional perversion of the truth for the purpose of inducing another person or other entity in reliance upon it to part with something of value or surrender a legal right.

False Pretenses/Swindle/Confidence Game – The intentional misrepresentation of existing facts or conditions, or the use of some other deceptive scheme or device to obtain money, goods, or other things of value.

Credit Card/Automatic Teller Machine Fraud – The unlawful use of a credit or debit card or automatic teller machine for fraudulent purposes.

Impersonation – Falsely representing one's identity or position, and acting in the character or position thus unlawfully assumed, to deceive others and thereby gain a profit or advantage, enjoy some right or privilege, or subject another person or entity to an expense, charge, or liability which would not have otherwise been incurred.

Welfare Fraud – The use of deceitful statements, practices or devices to unlawfully obtain welfare benefits.

Wire Fraud – The use of an electric or electronic communications facility to intentionally transmit a false and/or deceptive message in furtherance of a fraudulent activity.

Computer Hacking/Invasion - Wrongfully gaining access to another person's or institution's computer software, hardware, or networks without authorized permissions or security clearances.

Identity Theft- Obtaining the personal or financial information of another person for the purpose of assuming that person's name or identity for the purpose of making illegal transactions or purchases.

Gambling Offenses – To unlawfully bet or wager money or something else of value; assist, promote or operate a game of chance for money or some other stake; possess or transmit wagering information; manufacture, sell, purchase, possess or transport gambling equipment, devices or goods; or tamper with the outcome of a sporting event or contest to gain a gambling advantage.

Betting/Wagering – To unlawfully stake money or something else of value on the happening of an uncertain event or on the ascertainment of a fact in dispute.



Gambling Offenses (continued)

Operating/Promoting/Assisting Gambling – To unlawfully operate, promote or assist in the operation of a game of chance, lottery or other gambling activity.

Gambling Equipment Violations – To unlawfully manufacture, sell, buy, possess or transport equipment, devices and/or goods used for gambling purposes.

Sports Tampering – To unlawfully alter, meddle in or otherwise interfere with a sporting contest or event for the purpose of gaining a gambling advantage.

Homicide Offenses – The killing of one human being by another.

Murder and Nonnegligent Manslaughter – The willful (nonnegligent) killing of one human being by another.

Negligent Manslaughter – The killing of another person through negligence.

Justifiable Homicide – The killing of a perpetrator of a serious criminal offense by a peace officer in the line of duty; or the killing, during the commission of a serious criminal offense, of the perpetrator by a private individual.

** Justifiable homicide is not an actual offense, is not considered a crime and is not included in an agency's crime counts.*

Negligent Vehicular Manslaughter- The negligent killing of another person by the driver of a motor vehicle while under the influence of alcohol and/or drugs. Not included in this category are deaths of persons due to their own negligence; accidental deaths resulting from non-alcohol or drug related negligence (i.e. distracted driving such as tuning a car radio, taking on a phone, texting, etc.) and other accidental traffic fatalities.

Human Trafficking Offenses

Commercial Sex Acts – Inducing a person by force, fraud, or coercion to participate in commercial sex acts, or in which the person induced to perform such act(s) has not attained 18 years of age.

Involuntary Servitude – The obtaining of a person(s) through recruitment, harboring, transportation, or provision, and subjecting such person(s) by force, fraud, or coercion into involuntary servitude, peonage, debt bondage, or slavery (not to include commercial sex acts).

Kidnapping/Abduction – The unlawful seizure, transportation, and/or detention of a person against his/her will, or of a minor without the consent of his/her custodial parent(s) or legal guardian.

Larceny/Theft Offenses – The unlawful taking, carrying, leading or riding away of property from the possession, or constructive possession, of another person.

Pocket-Picking – The theft of articles from another person's physical possession by stealth where the victim does not become immediately aware of the theft.

Purse Snatching – The grabbing or snatching of a purse, handbag, etc., from the physical possession of another person.



Larceny/ Theft Offenses (continued)

Shoplifting – The theft, by someone other than an employee of the victim, of goods or merchandise exposed for sale.

Theft from Building – A theft from within a building which is either open to the general public or of which the offender has legal access.

Theft from Coin-Operated Machine or Device – A theft from a machine or device which is operated or activated by the use of coins.

Theft from Motor Vehicle – The theft of articles from a motor vehicle, whether locked or unlocked.

Theft of Motor Vehicle Parts or Accessories – The theft of any part or accessory affixed to the interior or exterior of a motor vehicle in a manner which would make the item an attachment of the vehicle or necessary for its operation.

All Other Larceny – All thefts which do not fit any of the definitions of the specific subcategories of Larceny/Theft listed above.

Motor Vehicle Theft – The theft of a motor vehicle.

Pornography/Obscene Material – The violation of laws or ordinances prohibiting the manufacture, publishing, sale, purchase or possession of sexually explicit material, e.g., literature, photographs, etc.

Prostitution Offenses – To unlawfully engage in or promote sexual activities for profit.

Prostitution – To unlawfully engage in sexual relations for profit.

Assisting or Promoting Prostitution – To solicit customers or transport persons for prostitution purposes; to own, manage or operate a dwelling or other establishment for the purpose of providing a place where prostitution is performed; or to otherwise assist or promote prostitution.

Purchasing Prostitution – To purchase, or trade, anything of value for commercial sex acts.

Robbery – The taking, or attempting to take, anything of value under confrontational circumstances from the control, custody or care of another person by force or threat of force or violence, and/or by putting the victim in fear of immediate harm.

Sex Offenses, Non-consensual – Any sexual act directed against another person, without the consent of the victim, including instances where the victim is incapable of giving consent.

Rape – The carnal knowledge of a person, without the consent of the victim, including instances where the victim is incapable of giving consent because of his/her age or because of his/her temporary or permanent mental or physical incapacity.

Sodomy – Oral or anal sexual intercourse with another person, without the consent of the victim, including instances where the victim is incapable of giving consent because of his/her age or because of his/her temporary or permanent mental or physical incapacity.



Sex Offenses, Non-consensual (continued)

Sexual Assault With An Object – To use an object or instrument to unlawfully penetrate, however slightly, the genital or anal opening of the body of another person, without the consent of the victim, including instances where the victim is incapable of giving consent because of his/her age or because of his/her temporary or permanent mental or physical incapacity.

Fondling – The touching of the private body parts of another person for the purpose of sexual gratification or any other reason, without the consent of the victim, including instances where the victim is incapable of giving consent because of his/her age or because of his/her temporary or permanent mental or physical incapacity.

Sex Offenses, Consensual – Unlawful, consensual sexual intercourse.

Incest – Consensual sexual intercourse between persons who are related to each other within the degrees wherein marriage is prohibited by law.

Statutory Rape – Consensual sexual intercourse with a person who is under the statutory age of consent.
Note: By Tennessee Statute the victim must be between ages 13-17 and the offender must be at least four years older for an offense to be classified as Statutory Rape.

Stolen Property Offense – Receiving, buying, selling, possessing, concealing or transporting any property with the knowledge that it has been unlawfully taken, as by burglary, embezzlement, fraud, larceny, robbery, etc.

Weapon Law Violations – The violation of laws or ordinances prohibiting the manufacture, sale, purchase, transportation, possession, concealment or use of firearms, cutting instruments, explosives, incendiary devices or other deadly weapons. This category includes violations such as the manufacture, sale or possession of deadly weapons; carrying deadly weapons, concealed or openly; using, manufacturing, etc., silencers; and furnishing deadly weapons to minors.

TIBRS Group B Offense Definitions

There are ten Group B offense categories and they encompass all of the crimes which are not Group A offenses, with the exception of most traffic offenses which TIBRS does not collect information on.

Bad Checks – Knowingly and intentionally writing and/or negotiating checks drawn against insufficient or nonexistent funds.

Curfew/Loitering/Vagrancy Violations – The violation of a court order, regulation, ordinance or law requiring the withdrawal of persons from the streets or other specified areas; prohibiting persons from remaining in an area or place in an idle or aimless manner; or prohibiting persons from going from place to place without visible means of support.



Group B Offense Definitions (continued)

Disorderly Conduct – Any behavior that tends to disturb the public peace or decorum, scandalize the community or shock the public sense of morality.

Driving Under the Influence – Driving or operating a motor vehicle or common carrier while mentally or physically impaired as the result of consuming an alcoholic beverage or using a drug or narcotic.

Drunkenness – To drink alcoholic beverages to the extent that one's mental faculties and physical coordination are substantially impaired.

Family Offenses, Nonviolent – Unlawful, nonviolent acts by a family member (or legal guardian) which threaten the physical, mental or economic well-being or morals of another family member and which are not classifiable as other offenses, such as Assault, Incest, Statutory Rape, etc.

Liquor Law Violations – The violation of laws or ordinances prohibiting the manufacture, sale, purchase, transportation, possession or use of alcoholic beverages.

Peeping Tom – To secretly look through a window, doorway, keyhole or other aperture for the purpose of voyeurism.

Trespass of Real Property – To unlawfully enter land, a dwelling or other real property.

All Other Offenses – All crimes which are not Group A offenses and not included in one of the specifically named Group B crime categories listed above.

Includes: Contempt of Court, Failure to Appear, Violation of Probation / Parole.

Units of Count – Offense

The units of count principles are based upon FBI practices and conform to national standards for counting offenses.

Crimes Against Persons – Homicide, Assaults, Human Trafficking, Sex Offenses (nonconsensual and consensual), Kidnapping. Each victim equals one offense. Example – an incident involving an aggravated assault with two victims will be counted as two aggravated assaults.

Crimes Against Property – Each offense counts as one occurrence with the exception of Motor Vehicle Theft which is the count of the number of vehicles stolen.

Crimes Against Society – Each offense counts as one occurrence. Example – one drug narcotic violation counts as one offense.

Units of Count – Clearances

The units of count for clearances are based upon FBI practices and conform to national standards for counting clearances. Example – one arrest or exceptional clearance will clear all offenses in the incident.

Updated statistics may be found on the CimeInsight webpage <https://crimeinsight.tbi.tn.gov/>.





Tennessee Bureau of Investigation, April 2019. Publication Authorization Number 348122, electronic copies only. This publication was promulgated at a cost of \$0.00 per copy.