

2015

Tennessee Hate Crime

Tennessee Bureau of Investigation
CJIS Support Center



www.tn.gov/tbi

   @TBIInvestigation



BILL HASLAM
Governor

TENNESSEE BUREAU OF INVESTIGATION

901 R.S. Gass Boulevard
Nashville, Tennessee 37216-2639
(615) 744-4000
TDD (615) 744-4001



MARK GWYN
Director

June 6, 2016

Ladies and Gentlemen:

I would like to present the 2015 Hate Crime annual report. This report is published by the TBI presenting information on reported crimes motivated by bias that occurred in Tennessee. The information contained in the report is based on crime statistics information submitted by law enforcement agencies in Tennessee to TBI's Tennessee Incident Based Reporting System (TIBRS) program. TIBRS is the state version of the FBI's National Incident Based Reporting System (NIBRS) program. Please see www.tncrimeonline.com for additional information.

The groups toward which bias-motivated crimes may be directed are based on the national definitions and conform to the same standards used in the annual Hate Crime report published by the FBI for the United States. Any offense may be motivated by bias. The bias motivation is an element of the offense and is not reported as a separate crime occurrence.

I am very proud of the efforts of all participating law enforcement agencies in the state to provide the data necessary to produce this report. Our combined efforts have resulted in this annual report detailing the nature of bias-motivated crime occurrences in our state.

Sincerely,

A handwritten signature in black ink, appearing to read "Mark Gwyn".

Mark Gwyn
Director



Introduction

This report examines hate crimes reported to the Tennessee Incident Based Reporting System (TIBRS) by Tennessee law enforcement agencies for the year 2015. Reporting agencies were contacted and asked to verify the accuracy of the hate crime data reported for their jurisdiction. An examination of the reported data revealed several trends and noteworthy facts that are detailed in the body of the report.

Bias Motivation

Hate crimes are often committed on the basis of differences in personal characteristics, such as appearance, language, nationality, or religion. The key element of any hate crime is the presence of bias motivation. The criminal act alone does not define a hate crime; rather, the investigation of the crime must conclude that the offender was bias motivated. Six bias categories are used when reporting hate crimes: Anti-Racial, Anti-Ethnicity/National Origin, Anti-Religious, Anti-Disability, Anti-Sexual, and Non-Specific.

Please note that there is an “Unknown” bias code in the Non-Specific category. The purpose of the “Unknown” bias code is to serve as a category for those offenses thought to be bias motivated and which are currently under investigation. These crimes demonstrate characteristics of a hate crime; however, a specific bias motivation code/category has not been determined. Therefore, it should be noted that a hate crime *may or may not have* transpired. Once a conclusion is made the agencies are responsible for removing the “Unknown” bias code and properly categorizing the hate crime. Incidents that do not involve facts and/or evidence of the offender’s bias motivation are to be reported as “None.”

Methodology

The TBI collects hate crime data regarding criminal offenses that are motivated, in whole or in part, by the offender’s bias against a race, religion, sexual orientation, ethnicity or national origin, or disability and are committed against persons, property or society. It is difficult to know with certainty whether a crime was a result of the offender’s bias because motivation is subjective. Law enforcement investigation is crucial for accurate hate crime reporting because it must reveal sufficient evidence to lead a reasonable person to conclude that the offender’s actions were motivated by his or her bias. Only then can law enforcement report an incident as a hate crime.



Categories of Bias Codes

Anti-Religious		Anti-Sexual	
Jewish	Mormon	Male Homosexual (Gay)	
Catholic	Jehovah's Witness	Female Homosexual (Lesbian)	
Protestant	Eastern Orthodox – Greek	Homosexual (Gay & Lesbian)	
Islamic	Other Christian	Bisexual	
Multi-Religious Group	Buddhist	Heterosexual	
Atheism/Agnosticism	Hindu	Male	
Other Religion	Sikh	Female	
Anti-Racial		Transgender	
American Indian/Alaskan Native	Multi-Racial	Gender Non-Conforming	
Asian	Native Hawaiian/Other Pacific Islander		
Black or African American	White		
Non-Specific	Anti-Ethnicity/National Origin	Anti-Disability	
Unknown	Hispanic	Arab	Physical Disability
None	Other Race/Ethnicity/Ancestry		Mental Disability

Data Collection

All law enforcement agencies are mandated by the Federal Hate Crimes Statistics Act of 1990 to report all hate crimes to the Attorney General. This report utilizes data collected through the Tennessee Incident Based Reporting System (TIBRS) to identify bias motivated offenses.

The national data collection guidelines stipulate that a hate crime may involve multiple offenses, victims, and offenders within one incident. Counting crimes follows the same standards used in the Crime in Tennessee publication. Crimes against persons are a count of the individual victims while crimes against property or society count one offense for each incident, regardless of the number of victims.

This report uses the minimally accepted designations for race and ethnicity as established by the Office of Management and Budget (OMB) and published in the Federal Register. The revised standards have six minimum categories for data on race and three categories for data on ethnicity. In complying with published standards, the following racial designations are used in the hate crime data collection program: White, Black or African American, American Indian/Alaskan Native, Asian, Native Hawaiian or Other Pacific Islander and Multiple Races. The ethnic/ancestral designations are Hispanic, Arab and Other Race/Ethnicity/Ancestry.



Evidence a Crime is Motivated by Bias

Because motivation is subjective, it is difficult to know with certainty whether a crime was the result of the offender's bias. Therefore, before an incident can be reported as a hate crime, objective facts must be present to lead a prudent person to conclude that the offender's actions were motivated by bias. While no single fact may be conclusive, facts such as the following are supportive of a finding of bias.

- ❖ The offender and the victim were of a different race, religion, disability, sexual orientation, and/or ethnicity/national origin. For example, the victim was black and the offender was white.
- ❖ Bias related drawings, markings, symbols, or graffiti were left at the crime scene. For example, a swastika was painted on the floor of a synagogue.
- ❖ Bias-related verbal comments, written statements, or gestures were made by the offender, which indicated his/her bias. For example, the offender shouted a racial epithet at the victim.
- ❖ Certain objects, items, or things which indicate bias was involved. For example, the offenders wore white sheets with hoods covering their faces or a burning cross was left in front of the victim's house.
- ❖ The victim is a member of a racial, religious, disability, sexual-orientation, or ethnic/national origin group which is overwhelmingly outnumbered by other residents in the neighborhood where the victim lives and the incident took place. This factor loses significance with the passage of time; i.e. it is most significant when the victim first moved into the neighborhood and becomes less and less significant as time passes without incident.
- ❖ The victim was visiting a neighborhood where previous hate crimes were committed against other members of his/her racial, religious, disability, sexual orientation, or ethnic/national origin group and where tensions remained high against his/her group.
- ❖ Several incidents occurred in the same locality at or about the same time and the victims were all of the same race, religion, disability, sexual orientation, or ethnicity/national origin.
- ❖ A substantial portion of the community where the crime occurred perceived the incident as motivated by bias.
- ❖ The victim was engaged in activities promoting his/her race, religion, disability, sexual orientation, or ethnicity/national origin. For example, the victim was a member of the NAACP or participated in gay rights demonstrations.
- ❖ The incident coincided with a holiday or a date of particular significance relating to race, religion, disability, sexual orientation, or ethnicity/national origin, e.g., Martin Luther King Day, Rosh Hashanah.



Quick Facts

- ❖ In 2015, a total for 528,894 Group A Offenses were reported and 0.1% of these crimes were reported with a known bias motivation
- ❖ A total of 391 reported victims were reported with bias of Unknown are not included in further analysis
- ❖ A total of 311 victims were reported with a known bias motivation
- ❖ This report only examines the categories of Crimes Against Persons and Property
- ❖ Overall, the number of bias motivated victims increased 48.1% from 2014 to 2015
- ❖ Religious Bias victim offenses increased from 21 victims in 2014 to 35 victims in 2015
- ❖ Simple Assault was the most frequently reported bias motivated offense in 2015 with 115 victims or 35.4% of hate crime victims
- ❖ In 2015, the number of Damage/Destruction/Vandalism hate crime offenses increased 4.9% from the previous year
- ❖ Males (57.1%) were victimized at higher rate than females (42.9%)
- ❖ 71 victims and 47 offenders of 2015 were juveniles (under age 18)
- ❖ 54 hate crime offenses were committed by individuals from the 25 to 34 age group
- ❖ 61.4% of hate crime offenders were male, 28.0% were female with the remaining offenders reported with an unknown gender
- ❖ 12 noon through 2:59 pm was the most commonly reported time period for bias-motivated crimes with 72 incidents
- ❖ 18.1% of hate crime incidents occurred on a Thursday, the most frequently reported day of week in 2015
- ❖ 104 bias-motivated incidents were Cleared by Arrest in 2015
- ❖ 142 hate crimes occurred at a location of Residence/Home
- ❖ The most often documented bias was Racial reported 14.7% in 2015
- ❖ Anti-Black or African American Bias accounted for 8.9% of all Racial Biases in 2015



Bias Motivation Victim Analysis

2013-2015

Bias Motivation	2015		2014		2013	
	Total Victims	% of Total Victims	Total Victims	% of Total Victims	Total Victims	% of Total Victims
Racial Bias	133	18.8%	96	26.1%	85	24.2%
Anti-White	43	6.1%	28	7.6%	10	2.8%
Anti-Black or African American	80	11.3%	54	14.7%	65	18.5%
Anti-American Indian/Alaskan Native	1	0.1%	4	1.1%	2	0.6%
Anti-Asian	0	0.0%	3	0.8%	2	0.6%
Anti-Multi-Racial Group	9	1.3%	7	1.9%	5	1.4%
Anti-Native Hawaiian or Other Pacific Islander	0	0.0%	0	0.0%	1	0.3%
Ethnicity/National Origin Bias	86	12.2%	55	14.9%	98	27.9%
Anti-Arab	0	0.0%	0	0.0%	0	0.0%
Anti-Hispanic or Latino	17	2.4%	5	1.4%	11	3.1%
Anti-Other Race/Ethnicity/Ancestry	69	9.8%	50	13.6%	87	24.8%
Religious Bias	35	5.0%	21	5.7%	8	2.3%
Anti-Jewish	10	1.4%	1	0.3%	4	1.1%
Anti-Catholic	0	0.0%	1	0.3%	1	0.3%
Anti-Protestant	0	0.0%	7	1.9%	1	0.3%
Anti-Islamic	13	1.8%	6	1.6%	1	0.3%
Anti-Multi-Religious Group	3	0.4%	1	0.3%	1	0.3%
Anti-Atheist/Agnostic/Etc.	0	0.0%	2	0.5%	0	0.0%
Anti-Other Religion	0	0.0%	3	0.8%	0	0.0%
Anti-Mormon *	5	0.7%	0	0.0%	0	0.0%
Anti-Jehovah's Witness *	0	0.0%	0	0.0%	0	0.0%
Anti-Eastern Orthodox Greek *	1	0.1%	0	0.0%	0	0.0%
Anti-Other Christian *	2	0.3%	0	0.0%	0	0.0%
Anti-Buddhist *	0	0.0%	0	0.0%	0	0.0%
Anti-Hindu *	0	0.0%	0	0.0%	0	0.0%
Anti-Sikh *	1	0.1%	0	0.0%	0	0.0%



Bias Motivation Victim Analysis

2013-2015

Bias Motivation	2015		2014		2013	
	Total Victims	% of Total Victims	Total Victims	% of Total Victims	Total Victims	% of Total Victims
Sexual Bias	35	5.0%	31	8.4%	44	12.5%
Anti-Male Homosexual (Gay)	12	1.7%	12	3.3%	16	4.6%
Anti-Female Homosexual (Lesbian)	4	0.6%	4	1.1%	7	2.0%
Anti-Homosexual (Gays and Lesbians)	13	1.8%	10	2.7%	16	4.6%
Anti-Heterosexual	2	0.3%	2	0.5%	2	0.6%
Anti-Bisexual	0	0.0%	1	0.3%	2	0.6%
Anti-Male	0	0.0%	0	0.0%	0	0.0%
Anti-Female	1	0.1%	0	0.0%	0	0.0%
Anti-Transgender	1	0.1%	1	0.3%	1	0.3%
Anti-Gender Non-Conforming	2	0.3%	1	0.3%	0	0.0%
Disability Bias	26	3.7%	7	1.9%	15	4.3%
Anti-Physical Disability	4	0.6%	1	0.3%	3	0.9%
Anti-Mental Disability	22	3.1%	6	1.6%	12	3.4%
Unknown	391	55.4%	158	42.9%	101	28.8%
Total	726	100.0%	368	100.0%	351	100.0%

* Bias group was added in mid 2015 and each offense may have up to 5 bias groups reported.

The 2015 Offenses reported with an Unknown Bias are being reviewed and the number should be decreasing. Please check www.TnCrimeonline.com for updated information. A list of the agencies reporting unknown bias is provided on the next page. For the purposes of this report, all analysis of the data will exclude the category of Unknown.



Agencies Reporting a Bias of Unknown - 2015

Agency	Number	Agency	Number
Ashland City Police Department	1	Jackson Police Department	13
Benton County Sheriff's Office	5	Jefferson City Police Department	6
Benton Police Department	1	Jefferson County Sheriff's Office	3
Bradford Police Department	2	Johnson County Sheriff's Office	33
Bruceton Police Department	1	Jonesborough Police Department	1
Burns Police Department	1	Knox County Sheriff's Office	1
Carroll County Sheriff's Office	5	Knoxville Police Department	1
Carter County Sheriff's Office	6	Lawrence County Sheriff's Office	16
Chattanooga Housing Authority	1	Lewisburg Police Department	1
Chattanooga Police Department	50	McKenzie Police Department	1
Chattanooga State Community College	1	McMinnville Police Department	4
Claiborne County Sheriff's Office	1	Meigs County Sheriff's Office	2
Clarksville Police Department	2	Memphis Police Department	122
Cleveland State Community College	1	Oak Ridge Police Department	1
Clifton Police Department	1	Parsons Police Department	2
Covington Police Department	2	Pigeon Forge Police Department	1
Cowan Police Department	1	Pittman Center Police Department	2
Elizabethton Police Department	10	Pulaski Police Department	1
Fairview Police Department	3	Robertson County Sheriff's Office	23
Gallaway Police Department	1	Rutherford County Sheriff's Office	1
Germantown Police Department	4	Savannah Police Department	1
Grainger County Sheriff's Office	11	Shelby County Sheriff's Office	4
Hamilton County Sheriff's Office	5	Soddy Daisy Police Department	1
Hardin County Sheriff's Office	2	Sullivan County Sheriff's Office	1
Haywood County Sheriff's Office	1	Washington County Sheriff's Office	21
Hickman County Sheriff's Office	3	Williamson County Sheriff's Office	2
Huntland Police Department	4		



Comparison of Offense Types Motivated by Bias

Persons vs. Property

Hate crimes, by their nature, are typically committed against individuals. Society is rarely reported as the victim of bias-motivated offenses, and those incidents have not been included in this report. As such, hate crime offenses are documented in one of two TIBRS categories that report crimes with individual victims: Crimes Against Persons or Crimes Against Property.

Bias-motivated offenses categorized in TIBRS as Crimes Against Persons accounted for 75.5% of the total victim count with 234 offenses and 76 offenses were Crimes Against Property which accounted for 24.5% of all Hate Crimes in the state of Tennessee for 2015.

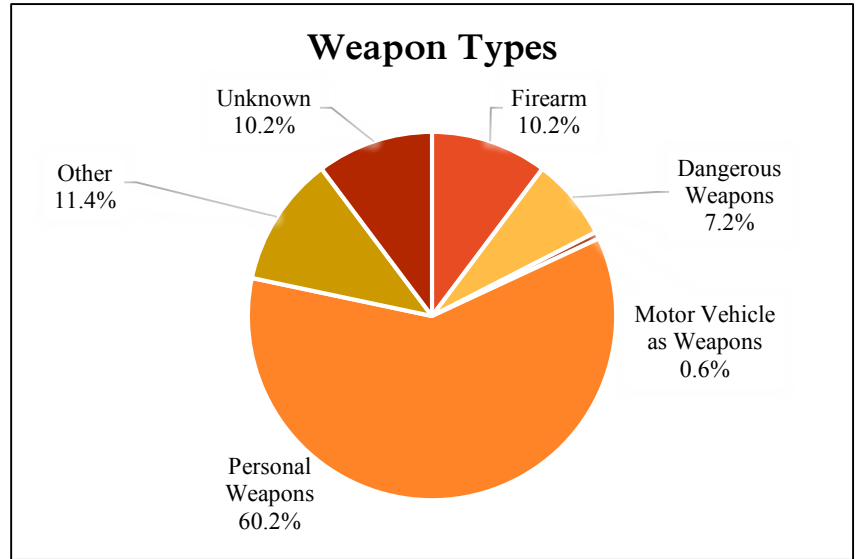
- ❖ Simple Assault made up the largest Crimes Against Persons offense category. In 2015, 115 Simple Assault victims were reported. This accounts for 35.4% of all bias-motivated victims for the year.
- ❖ Inimidation (20.6%) and Aggravated Assault (12.6%) are common bias-motivated offenses against persons from year to year.
- ❖ A total of 3 Murders were reported with a religious bias.
- ❖ 64 offense were reported under the Destruction/Damage/Vandalism offense type, the most frequently reported offense type under the Crimes Against Property category in 2015 at 19.7%.

Crimes Against Persons	
Offense Type	Victims
Murder	3
Kidnapping/Abduction	6
Aggravated Assault	41
Simple Assault	115
Intimidation	67
Stalking	1
Total	201
Crimes Against Property	
Offense Type	Victims
Arson	2
Burglary	7
Counterfeiting/ Forgery	3
Destruction/Damage/Vandalism	64
Fraud- False Pretenses	1
Fraud – Impersonation	1
Robbery	12
Theft – Shoplifting	2
Theft From Building	2
Theft – All Other Larceny	6
Total	325



Crimes Against Persons

Reported bias-motivated crimes against persons increased 71.3% from 2014 – 2015. The combined assault offense category increased by 69.7%. Simple assault victims increased from 69 to 115 between 2014 and 2015. The two bias groups most reported for simple assault were Ethnicity/National Origin with 36.5% and Racial at 28.6% of bias-motivated simple assault offenses.

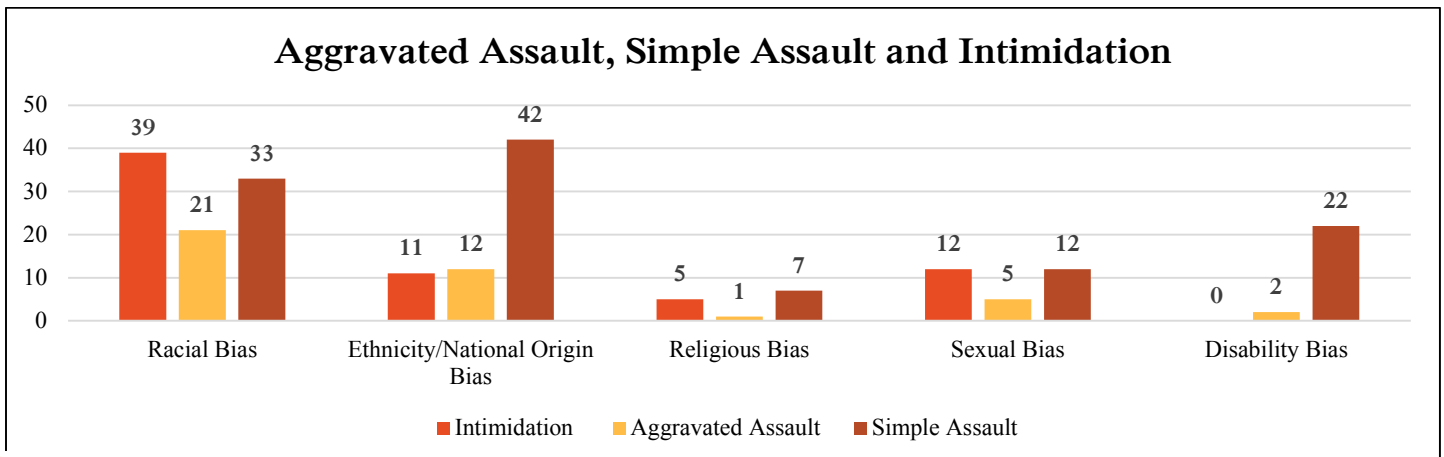


Several types of weapons were utilized in

Crimes Against Persons bias-motivated crimes. Up to three weapons may be reported with any offense requiring weapon entry. Of the 166 weapons reported, the most commonly reported was Personal Weapons (60.2%) which includes the use of hands, feet, teeth etc. to inflict injury. Other weapons were reported with 11.4% of the offenses and firearms and unknown weapons were reported with 10.2% of the offenses. The chart (upper right) details Weapon Types used in Crimes Against Persons bias-motivated offenses.

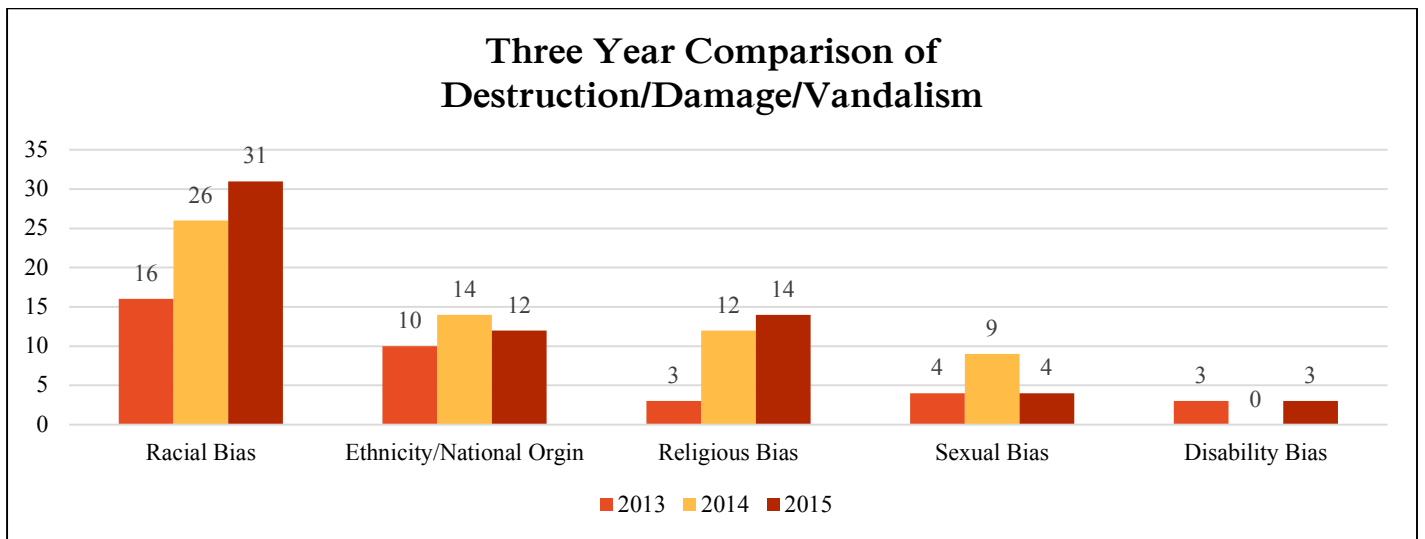
TIBRS defines the offense of Intimidation as “unlawfully placing another person in reasonable fear of bodily harm through the use of threatening words and/or other conduct, but without displaying a weapon or subjecting the victim to actual physical attack.” Sixty-seven such bias-motivated Intimidation offenses were reported in 2015, more than double the 32 reported in 2014. Aggravated Assault was another common Crime Against Person offense, resulting in 41 offenses for the year.

The graph below reveals the frequency and specific bias motivation for Intimidation and Aggravated Assault offenses.



Crimes Against Property

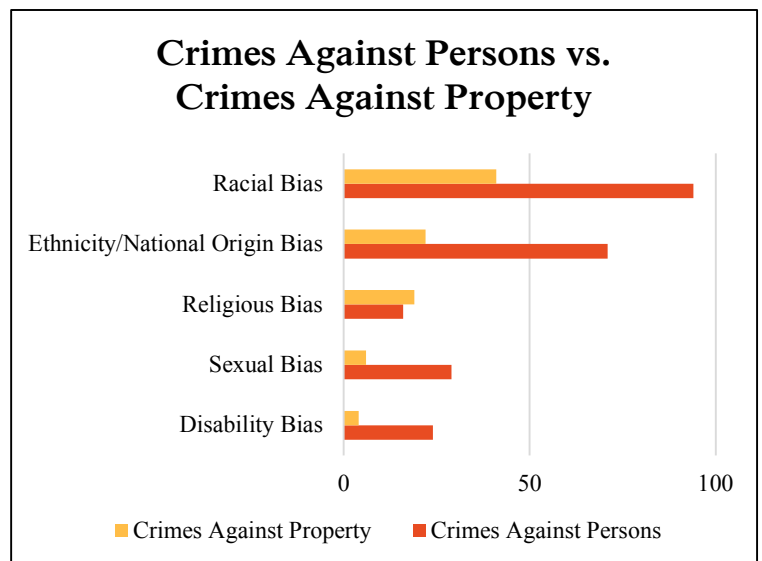
Bias-motivated Crimes Against Property increased by 15% from 2014 to 2015. The TIBRS Crimes Against Property category includes offenses such as Arson, Burglary, and Destruction/Damage/Vandalism. Of the 92 bias-motivated Crimes Against Property victims, 77.8% were reported under the Destruction/Damage/Vandalism offense. Over the past three years, this offense has consistently been the most frequently reported property hate crime. The graph and analysis below compares bias-motivated offenses for the Destruction/Damage/Vandalism category from 2013-2015.



- ❖ From 2014 to 2015, bias-motivated Destruction/Damage/Vandalism increased by 4.9% from 61 to 64.
- ❖ Ethnicity and Sexual Bias groups both decreased from the previous year under this offense type.

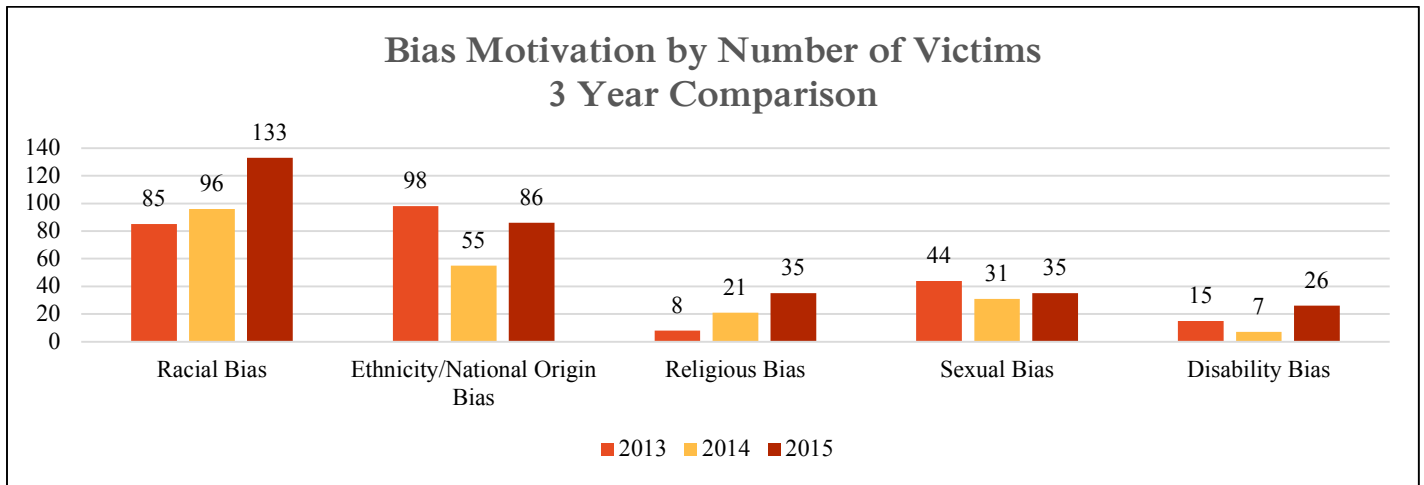
The graph to the right represents a comparison between Crimes Against Persons and Crimes Against Property by Bias Motivation type.

Overall, there are 158 more victims in the Crimes Against Persons offense categories.



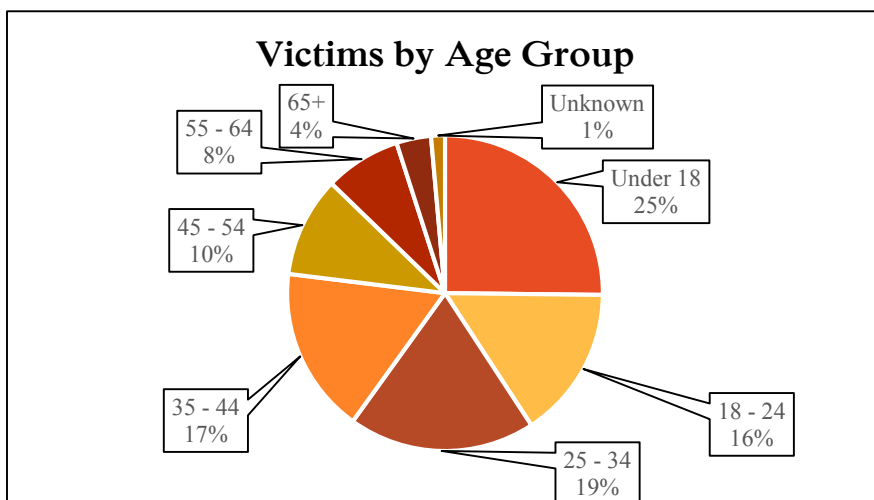
Hate Crime Victims

In 2015, there were a total of 282 victims. 161 of hate crime victims were males and 121 victims were female with no unknown gender for victims reported. Males (57.1%) were victimized at a higher rate, than females (42.9%). The number of male and female victims increased by 59% from 2014 to 2015.



Racial Bias was the most frequent bias with 118 victims, an increase from the 80 victims reported in 2014. The percentage of Ethnicity/National Origin Bias victims increased 66% from 50 victims in 2014 to 83 victims in 2015.

Victims identified as White made up 56% of the hate crime victims and 41% were identified as Black or African American. The race category of Asian had one victim, Native American/Alaskan Native had one victim and seven victims were reported with an unknown race. Racial bias was the most frequently reported bias group for victims reporting a race of White and Black or African American.



- The under 18 age groups had 71 victims making it the largest cohort
- 4 victims had an Unknown age
- 32 victims were over the age of 55



Juvenile Victims and Offenders

The 2015 data reveals that 71 victims of all hate crime offenses were juveniles. Racial Bias is the most commonly reported motivation for Juvenile hate crimes at 39.4%. Juvenile females (52.1%) were victimized at a slightly higher rate than males (47.9%).

There were four male victims under the age of 10 with three of these victims being reported under the bias motivation of Ethnicity/National Origin. Also, Black or African American juveniles had the highest frequency of juvenile victims (53.5%), and were most often targeted due to Ethnicity/National Origin Bias. There were 27 White victims and six with unknown race.

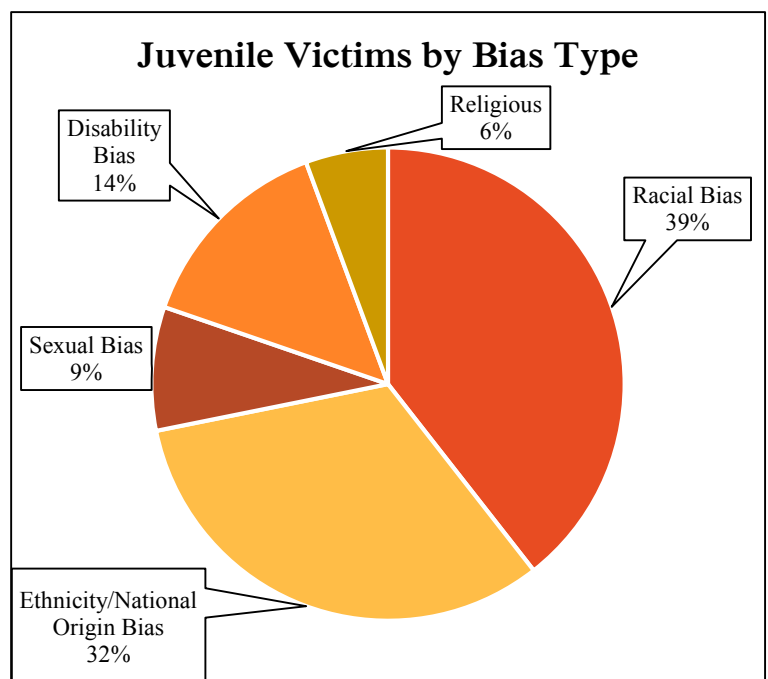
Twenty-three adult offenders were reported as having committed hate crimes against individuals under the age of 18. The remaining offenders of hate crimes committed against juveniles were other juveniles. Juveniles were the most common offender against other juveniles. There was a total of 47 juvenile offenders against juvenile hate crime victims.

Juvenile Victims		
Offense Type	Victims	
Kidnapping/Abduction	2	
Aggravated Assault	8	
Simple Assault	50	
Intimidation	8	
Robbery	3	
Total	71	
Offenders Against Juvenile Victims		
Offender Age	Male	Female
Under 18	24	23
18 to 24	4	2
25 to 34	3	1
35 to 44	4	2
45 to 54	6	0
Total	41	28

Analysis of the TIBRS offenses committed against juveniles reveals that 70.4% of juvenile victims were victims of Simple Assault.

Several bias motivations were documented for the 50 reported juvenile Simple Assaults with Racial at 34% and Ethnicity/National Origin at 32%.

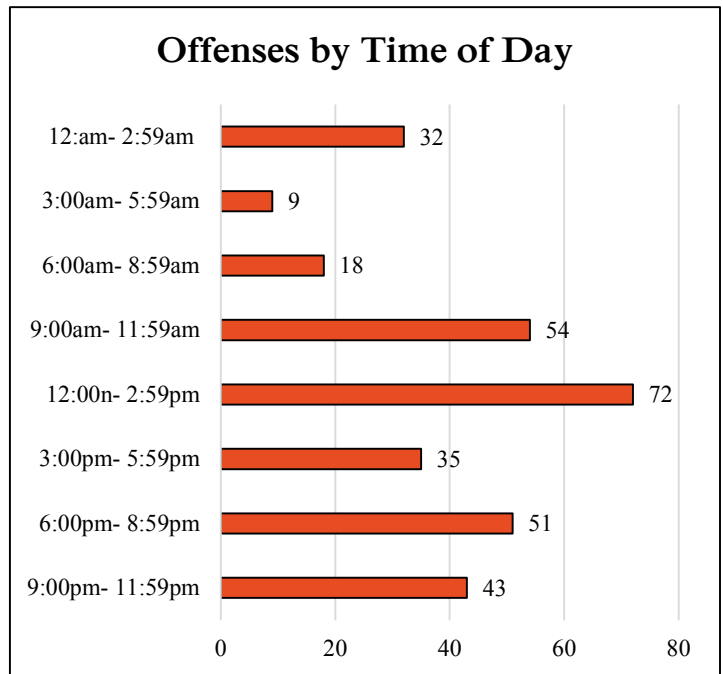
Simple Assault victims were divided equally between male and female victims.



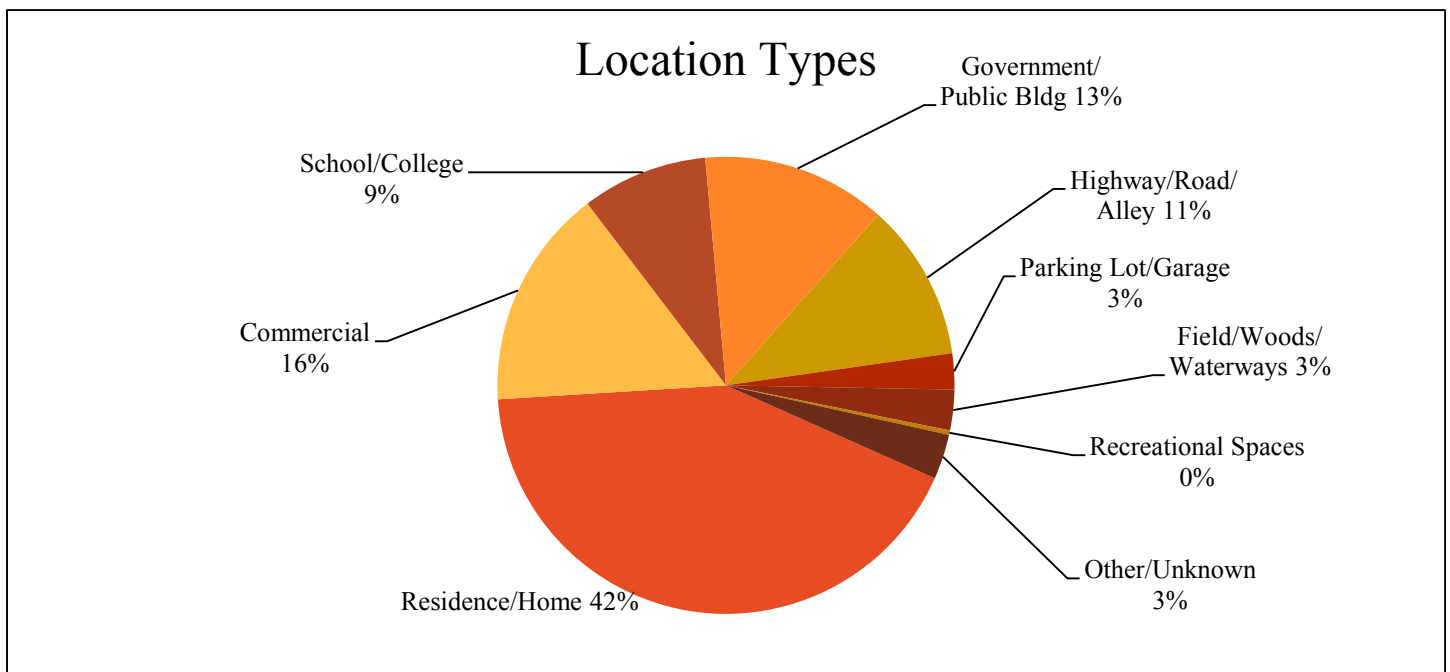
When and Where

Time of day and day of week are examined in an effort to identify when hate crimes occur. The most common day for a hate crime incident to occur in 2015 was Thursday with 57 incidents, Simple Assault (23 offenses) and Intimidation (13 offenses) were the most common offenses occurring on Thursday. Sunday had the least amount of offenses with 35. There is little variation between the other days.

The graph (right) details the time of day of when hate crime incidents occur. The majority of 2015 hate crimes occurred between the hours of 12n and 2:59pm. The most common crime happening during this time frame is Simple Assault with 27 incidents.

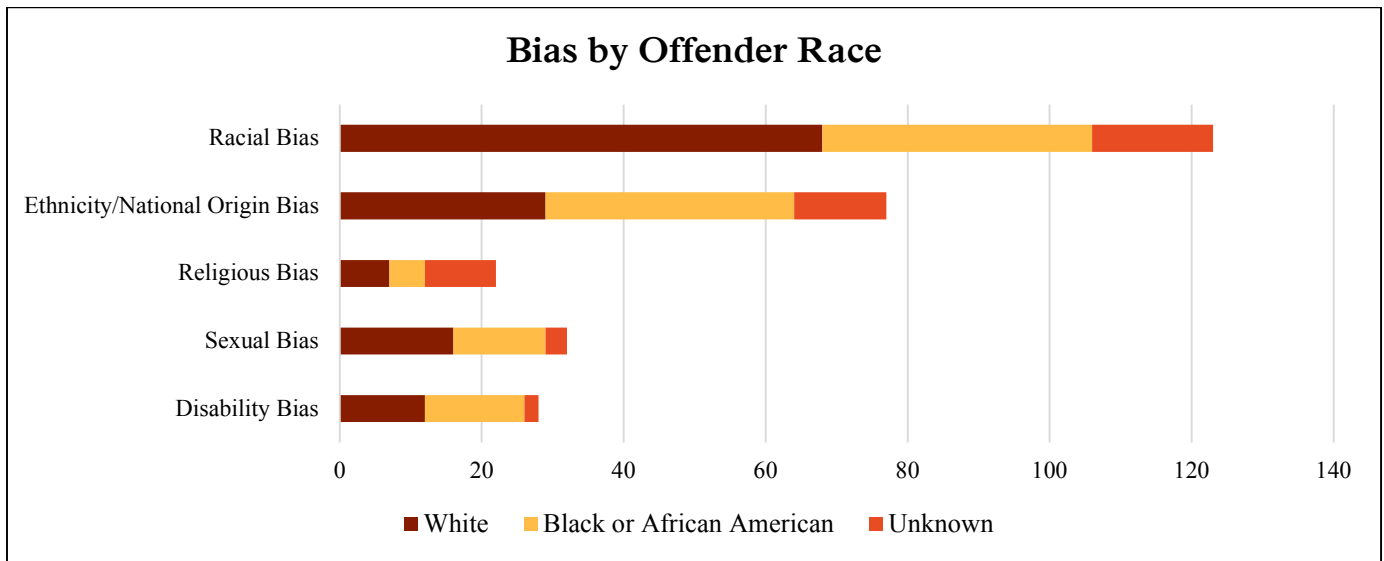


Using TIBRS location categories, the pie chart below depicts where hate crime incidents occurred in 2015. Residence/Home accounted for the greatest portion of the 314 reported offense locations with 42.4% of the incidents. Simple Assault (39.1%), Intimidation (28.6%) and Destruction/Damage/Vandalism (18.8%), were the most common offenses with Residence/Home identified as the offense's location. Nine offenses had a location code of Other/Unknown.

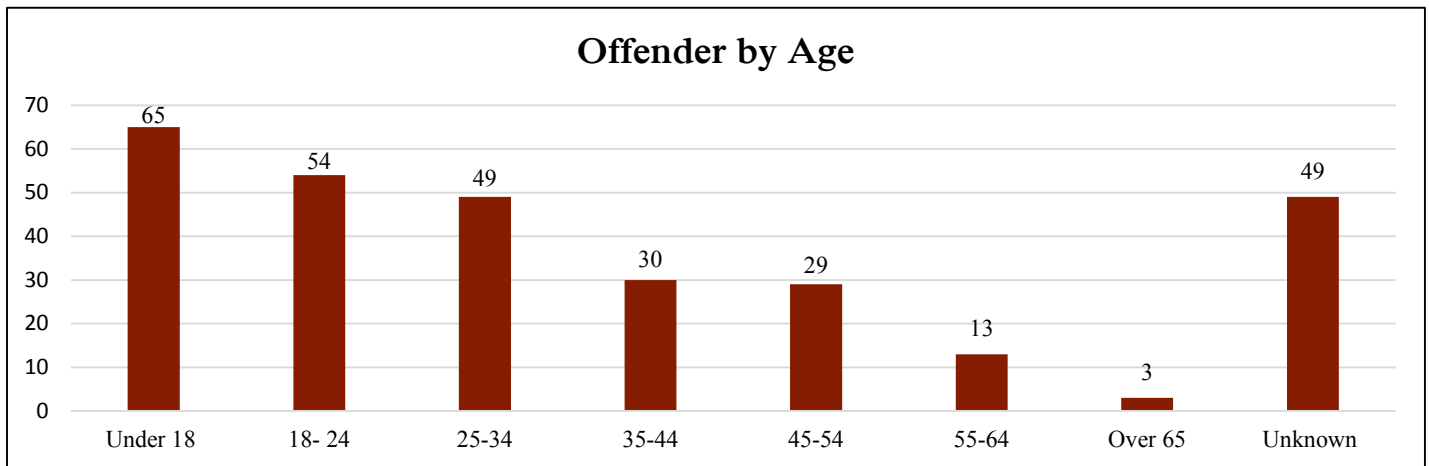


Hate Crime Offenders

Examination of 2015 offender data revealed males to be the most common perpetrators of bias motivated crimes at 61.4%. More specifically, White offenders accounted for 46.3% and Black or African American offenders accounted for 36.5% of all hate crime offenders. The race category of Asian had four offenders and Native American/Alaskan Native had one offender. The remaining 43 offenders had an unknown race. Only 82 hate crime offenders were female. Offenders with an unknown gender accounted for 10.6% of the offender data. Forty offenders were reported with an unknown age and race.



- ❖ The largest group of known offenders was the under 18 age group with 65 offenders
- ❖ Offenders aged 18-24 were the next largest cohort with 54 offenders
- ❖ 16.8% of offenders had an unknown age
- ❖ 16 offenders were over the age of 55

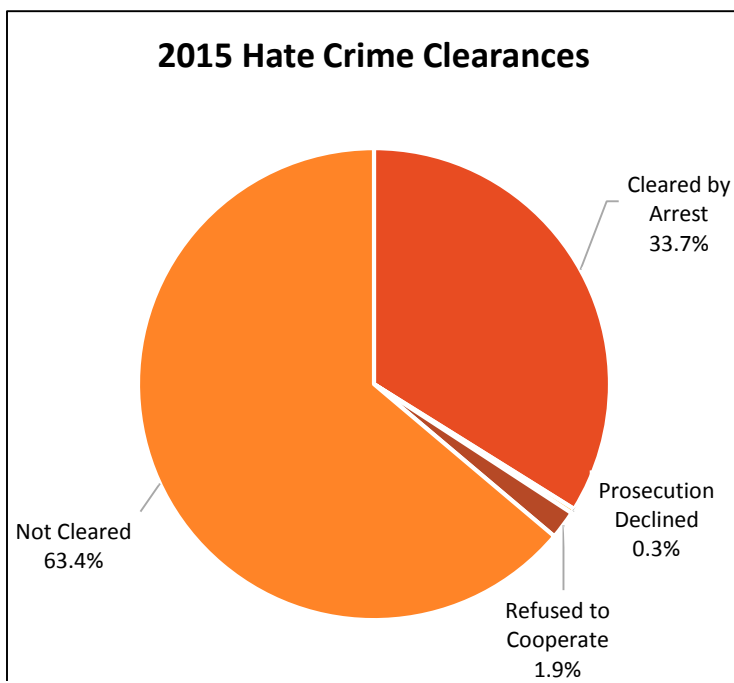


Hate Crimes and Clearances

Of the 309 hate crime offenses reported in 2015, 113 clearances were reported. 104 (92%) of the 113 clearances were cleared by arrest in TIBRS. Approximately 7.9% of all hate crimes were cleared exceptionally as a result of victims refusing to cooperate or prosecution being declined by the district attorney. The table (right) details the number of 2015 bias motivated offenses cleared by arrest.

There are various factors that contribute to the low clearance rate of bias-motivated crimes. Among other things, time of day and location in which the offense occurs could affect the availability of essential law enforcement investigation elements such as evidence, witnesses, etc. Additionally, victim fear of retaliation can also be considered when evaluating the clearance of hate crimes. Examination of the 2015 Victim to Offender relationship data reveals that 67.5% of the reported 231 victims knew their offender(s). This gives insight into the dilemma of uncooperative victims and/or witnesses law enforcement agencies potentially face when investigating crimes. The graph below details the percentage of 2015 bias motivated incidents by type of clearance.

2015 Hate Crime Incidents Cleared by Arrest	
Offense Type	Cleared
Kidnapping/Abduction	6
Aggravated Assault	27
Simple Assault	45
Intimidation	9
Stalking	1
Crimes Against Property	
Arson	1
Counterfeiting/Forgery	1
Destruction/Damage/Vandalism	8
Fraud – False Pretenses	1
Fraud – Impersonation	1
Robbery	1
Theft – All Other Larceny	3
Total	104



- The offense type most frequently Cleared by Arrest was Simple Assault with 43.3% incidents cleared
- Only 10 of the 55 Destruction/Damage/Vandalism incidents were cleared
- Three Murder offenses were not cleared at the time of this report.



Bias by Jurisdiction

Anti-Racial Bias

Agency	Crimes Against Persons	Victim Count
Anti-Black or African American Bias		
Chattanooga Police Department	Simple Assault	1
Clarksville Police Department	Simple Assault	3
	Intimidation	4
Cleveland Police Department	Intimidation	1
Crossville Police Department	Intimidation	1
Dover Police Department	Intimidation	1
Dunlap Police Department	Aggravated Assault	1
Dyersburg Police Department	Aggravated Assault	1
	Simple Assault	1
East Tennessee State University	Simple Assault	1
Elizabethton Police Department	Simple Assault	3
	Intimidation	3
Greeneville Police Department	Intimidation	2
Hamilton County Sheriff's Office	Simple Assault	1
	Intimidation	1
Huntland Police Department	Stalking	1
Jefferson County Sheriff's Office	Intimidation	1
Johnson City Police Department	Intimidation	1
Kingsport Police Department	Aggravated Assault	2
Knox County Sheriff's Office	Simple Assault	1
LaFayette Police Department	Simple Assault	1
Lawrence County Sheriff's Office	Intimidation	2
Lebanon Police Department	Aggravated Assault	1
McMinnville Police Department	Intimidation	2
Memphis Police Department	Aggravated Assault	1
	Intimidation	3
Nashville Metro Police Department	Intimidation	1
Rutherford County Sheriff's Office	Intimidation	1
Shelby County Sheriff's Office	Simple Assault	9
	Intimidation	3
Sullivan County Sheriff's Office	Intimidation	1
Tipton County Sheriff's Office	Intimidation	1
University of Tennessee – Chattanooga	Intimidation	1
Vanderbilt University	Intimidation	1
Anti-Multi-Racial Group Bias		
Bedford County Sheriff's Office	Aggravated Assault	5
Chattanooga Police Department	Intimidation	1
Moscow Police Department	Intimidation	1
Nashville Metro Police Department	Intimidation	1



Agency	Crimes Against Persons	Victim Count
Anti-White Bias		
Atoka Police Department	Simple Assault	3
Blount County Sheriff's Office	Aggravated Assault	8
Chattanooga Police Department	Intimidation	1
Gibson County Sheriff's Office	Simple Assault	1
Greeneville Police Department	Simple Assault	2
	Intimidation	1
Knoxville Police Department	Aggravated Assault	2
Memphis Police Department	Simple Assault	1
Millington Police Department	Intimidation	1
Munford Police Department	Simple Assault	3
Nashville Metro Police Department	Intimidation	2
Shelby County Sheriff's Office	Simple Assault	1
Washington County Sheriff's Office	Simple Assault	1

Agency	Crimes Against Property	Victim Count
Anti-African American or Black Bias		
Chattanooga Police Department	Arson	2
	Destruction/Damage/Vandalism	3
Cheatham County Sheriff's Office	Destruction/Damage/Vandalism	2
Clarksville Police Department	Destruction/Damage/Vandalism	1
Cleveland Police Department	Destruction/Damage/Vandalism	1
Hamilton County Sheriff's Office	Destruction/Damage/Vandalism	1
Kingsport Police Department	Destruction/Damage/Vandalism	2
LaFayette Police Department	Destruction/Damage/Vandalism	1
Memphis Police Department	Destruction/Damage/Vandalism	1
Munford Police Department	Destruction/Damage/Vandalism	1
Nashville Metro Police Department	Destruction/Damage/Vandalism	4
Oak Ridge Police Department	Destruction/Damage/Vandalism	1
Pellissippi State Community College	Destruction/Damage/Vandalism	1
Rockwood Police Department	Destruction/Damage/Vandalism	1
Savannah Police Department	Destruction/Damage/Vandalism	1
Shelby County Sheriff's Office	Destruction/Damage/Vandalism	1
Tipton County Sheriff's Office	Destruction/Damage/Vandalism	1
Anti-American Indian/Alaskan Native Bias		
Chattanooga Police Department	Theft- All Other Larceny	1
Anti-Multi-Racial Group Bias		
Tennessee Department of Safety	Destruction/Damage/Vandalism	1



Agency	Crimes Against Property	Victim Count
Anti-White Bias		
Atoka Police Department	Destruction/Damage/Vandalism	1
Chattanooga Police Department	Destruction/Damage/Vandalism	1
Clarksville Police Department	Robbery	1
Fairview Police Department	Destruction/Damage/Vandalism	2
Jonesborough Police Department	Destruction/Damage/Vandalism	1
Memphis Police Department	Destruction/Damage/Vandalism	1
	Robbery	3
Robertson County Sheriff's Office	Fraud – False Pretenses	1
Shelby County Sheriff's Office	Robbery	2
Tennessee Department of Safety	Counterfeiting/Forgery	2
	Destruction/Damage/Vandalism	1
	Fraud-Impersonation	1

Ethnicity/National Origin Bias

Agency	Crimes Against Persons	Victim Count
Anti-Hispanic or Latino Bias		
Bethel University	Intimidation	1
Chattanooga Police Department	Simple Assault	1
Cleveland Police Department	Intimidation	1
Millington Police Department	Intimidation	4
Nashville Metro Police Department	Intimidation	2
Winchester Police Department	Kidnapping/Abduction	3
Anti-Not Hispanic or Latino Bias		
Atoka Police Department	Aggravated Assault	10
	Simple Assault	2
Clarksville Police Department	Simple Assault	3
Greenville Police Department	Kidnapping/Abduction	3
	Simple Assault	1
Knoxville Police Department	Simple Assault	1
Mason Police Department	Simple Assault	2
Millington Police Department	Simple Assault	1
Munford Police Department	Aggravated Assault	1
	Simple Assault	1
Shelby County Sheriff's Office	Simple Assault	16
	Simple Assault	3
Washington County Sheriff's Office	Aggravated Assault	1
	Simple Assault	14



Agency	Crimes Against Property	Victim Count
Anti-Hispanic or Latino Bias		
Chattanooga Police Department	Burglary	1
	Robbery	3
Cleveland Police Department	Destruction/Damage/Vandalism	1
Winchester Police Department	Robbery	3
Anti-Other Ethnicity/Race/Ancestry		
Atoka Police Department	Burglary	1
	Destruction/Damage/Vandalism	2
Hickman County Sheriff's Office	Theft – All Other Offenses	1
Mason Police Department	Burglary	2
	Destruction/Damage/Vandalism	2
Shelby County Sheriff's Office	Destruction/Damage/Vandalism	1
Washington County Sheriff's Office	Burglary	2
	Destruction/Damage/Vandalism	6
	Theft – All Other Larceny	1

Anti-Religious Bias

Agency	Crimes Against Persons	Victim Count
Anti-Jewish Bias		
East Tennessee State University	Intimidation	1
Hamilton County Sheriff's Office	Intimidation	1
Williamson County Sheriff's Office	Intimidation	1
Anti-Islamic Bias		
Chattanooga Police Department	Murder	3
	Aggravated Assault	1
Clarksville Police Department	Simple Assault	1
Nashville Metro Police Department	Intimidation	1
Portland Police Department	Intimidation	1
Anti-Multi-Religious Group Bias		
Shelby County Sheriff's Office	Simple Assault	2
Anti-Mormon Bias		
Chattanooga Police Department	Simple Assault	2
Anti-Other Christian Bias		
Shelby County Sheriff's Office	Simple Assault	2

Anti-Disability Bias

Agency	Crimes Against Persons	Victim Count
Anti-Physical Disability Bias		
Atoka Police Department	Simple Assault	1
Shelby County Sheriff's Office	Simple Assault	3



Anti-Disability Bias continued

Agency	Crimes Against Persons	Victim Count
Anti-Mental Disability Bias		
Chapel Hill Police Department	Simple Assault	1
Clarksville Police Department	Aggravated Assault	1
Cowan Police Department	Simple Assault	1
Greeneville Police Department	Aggravated Assault	1
	Simple Assault	8
Johnson City Police Department	Simple Assault	1
Moscow Police Department	Simple Assault	1
Shelby County Sheriff's Office	Simple Assault	3
Sullivan County Sheriff's Office	Simple Assault	1
Washington County Sheriff's Office	Simple Assault	2

Agency	Crimes Against Property	Victim Count
Anti-Mental Disability Bias		
Chapel Hill Police Department	Theft – All Other Larceny	1
Clarksville Police Department	Destruction/Damage/Vandalism	1
Shelby County Sheriff's Office	Destruction/Damage/Vandalism	2

Anti-Sexual Bias

Agency	Crimes Against Persons	Victim Count
Anti- Female Homosexual (Lesbian) Bias		
Crossville Police Department	Intimidation	1
Lawrenceburg Police Department	Intimidation	2
Memphis Police Department	Simple Assault	1
Anti- Male Homosexual (Gay) Bias		
Clarksville Police Department	Simple Assault	1
East Tennessee State University	Simple Assault	1
Harriman Police Department	Intimidation	2
Memphis Police Department	Simple Assault	1
	Intimidation	1
Nashville Metro Police Department	Aggravated Assault	2
	Intimidation	2
Winchester Police Department	Intimidation	1
Anti-Homosexual (Gays and Lesbians) Bias		
Clarksville Police Department	Aggravated Assault	1
Hamilton County Sheriff's Office	Simple Assault	1
Kingsport Police Department	Simple Assault	1
Memphis Police Department	Aggravated Assault	1
	Simple Assault	1
	Intimidation	2
Nashville Metro Police Department	Aggravated Assault	1
	Simple Assault	1



Anti Sexual Bias Continued

Agency	Crimes Against Property	Victim Count
Anti-Heterosexual Bias		
Roane County Sheriff's Office	Simple Assault	2
Anti-Female Bias		
Germantown Police Department	Simple Assault	1
Anti-Gender Non-Conforming Bias		
Gainesboro Police Department	Intimidation	1
Anti-Transgender		
Memphis Police Department	Simple Assault	1

Agency	Crimes Against Property	Victim Count
Anti-Male Homosexual (Gay) Bias		
Tennessee Technological University	Destruction/Damage/Vandalism	1
Anti-Homosexual (Gays and Lesbians) Bias		
Memphis Police Department	Destruction/Damage/Vandalism	1
Nashville Metro Police Department	Destruction/Damage/Vandalism	1
Smithville Police Department	Destruction/Damage/Vandalism	1
	Theft – All Other Larceny	2
Anti-Gender Non-Conforming Bias		
Chattanooga Police Department	Counterfeiting/Forgery	1

