

REPORT



CRIME IN TENNESSEE 2018

A PUBLICATION OF THE
TENNESSEE BUREAU OF INVESTIGATION
CJIS SUPPORT CENTER



Bill Lee
Governor

TENNESSEE BUREAU OF INVESTIGATION

901 R.S. Gass Boulevard
Nashville, Tennessee 37216-2639
(615) 744-4000
TDD (615) 744-4001



David B. Rausch
Director

May 13, 2019

Ladies and Gentlemen:

I am pleased to present to you the 2018 Crime in Tennessee annual report. The Tennessee Bureau of Investigation's CJIS Support Center, compiles and publishes this report based upon crime statistics submitted by all law enforcement agencies across the state. The agencies report crimes to the Tennessee Incident Based Reporting System (TIBRS), which is the state's version of the FBI's National Incident Based Reporting System (NIBRS).

Incident-based reporting views a crime and all of its components as an "incident." Information about the crime, including details of the offense, victim, offender, property, arrestees, and the relationship between the people involved, are all reported. Because of the extent of detailed data collected, the TIBRS program provides an even more accurate depiction of crime in each community than the Uniform Crime Report (UCR) published by the FBI.

The TIBRS program continues to serve as a model for the nation and remains successful because of the continued cooperation by Tennessee's law enforcement community. The TBI provides TIBRS training to commissioned and non-commissioned law enforcement personnel across the state. TBI remains committed to this effort and will continue to provide the training and technical assistance necessary to collect the most accurate and comprehensive crime statistics for Tennessee and its citizens.

As always, we strongly discourage ranking of law enforcement agencies according to the statistics. There are too many demographic, socio-economic and other factors out of the control of law enforcement that contribute to the nature of the crimes committed. Crime varies from place to place and ranking the agencies based solely on numbers would neither be fair to the agencies nor their communities.

I would like to thank all participating law enforcement agencies for their hard work and contributions to making this report a thorough and accurate picture of crime in Tennessee. It is only with their support that our state continues to maintain such a successful program.

Sincerely,

David Rausch
Director



TIBRS

What is incident based reporting?

Incident based reporting views a crime and all of its components as an “incident”. In order to obtain important information, facts recorded and preserved about the incident are organized into specific categories or segments. The vehicle used for recording these facts is a “data element”. Data elements provide information about crime and its involvement with victims, offenders, property, arrestees, etc.

What is TIBRS?

The Tennessee Incident Based Reporting System (TIBRS) program is an incident based reporting system designed to collect information on every single crime occurrence and on each offense and arrest within the occurrence. The most significant difference between TIBRS and traditional Uniform Crime Reporting (UCR) system is the degree of detail in reporting. TIBRS collects information on 24 crime categories made up of 54 specific offenses (Group A Offenses) compared to the UCR Summary reporting system that collects only eight Part 1 Offenses. Additionally, arrests are reported for 10 Group B offense categories in TIBRS. Under the UCR Summary system, only the most serious offense was reported. In TIBRS up to 10 offenses can be reported within the same incident and each offense is counted as a crime. Because of the differences between UCR summary data and TIBRS data, any cross comparisons would provide inaccurate results in trend analysis.

Pitfalls of Ranking

In the past, crime data has been used to compile rankings of individual jurisdictions and institutions of higher learning. These crude and/or incomplete analyses have often created misleading perceptions which adversely affect geographic entities and their residents. The FBI has a long standing policy against ranking cities, counties, states and universities/colleges on the basis of crime data alone and the TBI concurs.

Locals should not be ranked because there are many factors that cause the nature and type of crime to vary from place to place. TIBRS statistics include only jurisdictional figures along with reported crime, clearance or arrest data. Rankings ignore the uniqueness of each locale. All jurisdictions are affected in some degree by:

- ❖ Population density and degree of urbanization of the locality and surrounding area;
- ❖ Variations in composition of the population;
- ❖ Number of residents vs. the “policing population” i.e., residents plus daily commuters, transients, tourists, shoppers, etc.;
- ❖ Economic conditions;
- ❖ Modes of transportation and highway systems;
- ❖ Cultural conditions;
- ❖ Family conditions with respect to divorce and family cohesiveness;
- ❖ Climate;

Pitfalls of Ranking (cont.)

- ❖ Effective strength of law enforcement;
- ❖ Administrative and investigative emphases of law enforcement; and/or
- ❖ Policies of other components of the criminal justice system, i.e., prosecutorial, judicial, correctional, and probational.

The attitudes of a jurisdiction's citizenry toward crime and the crime reporting practices of its residents are known to have an effect on the number of crimes coming to the attention of law enforcement.

Because of concerns regarding the proper use of TIBRS data, the TBI has the following policies:

- ❖ The TBI will not analyze, interpret, or publish crime statistics based solely on a single dimension of interagency ranking;
- ❖ The TBI will not furnish agency-based crime statistics to data users in a ranked format; and
- ❖ When providing/using agency-oriented statistics, the TBI cautions and, in fact, strongly discourages data users against using rankings to evaluate locales or the effectiveness of their law enforcement departments.

Crime Rates

Crime Rates in Crime in Tennessee reflect all 24 Group A Offense Categories. Crime rates in the FBI's Crime in the United States are only based upon eight Index Offenses. The crime rates in the TIBRS publications will be a more accurate reflection of the crime occurrences in the state.

$$\text{Crime Rate} = \frac{\text{Number of Offenses}}{\text{Population}} \times 100,000$$

Population Estimates

The population data is from the 2017 U.S. Census information.

Trends

The 2018 Crime in Tennessee is based solely upon incident data. Data submitted by the TBI to the FBI is converted from incident based statistics to the summary system of reporting. In the FBI data, only the most serious of the eight Index crimes are reported. The number of victims is counted if the most serious offense is homicide, assault, kidnapping, or rape. We strongly discourage attempting to compare the TIBRS data for 2018 to any data previously released by the FBI in the Crime in the United States publications. The data sets

are not comparable due to the number of types of crimes reported and that all offenses in an incident are reported in TIBRS. Trend information for the state is included in the statewide section of the report.

Crime Counts

All crimes reported in Crime in Tennessee are based upon crimes that occurred in 2018. If a person was arrested in 2018 for a crime that occurred in a previous year, the arrest statistics will not be included in the 2018 counts.

Differences between TIBRS and FBI released data

TIBRS collects information on up to 10 offenses occurring in the same incident. Information is collected on the offense circumstances, victims, offenders, arrestees, and property. There are 24 Group A offense categories with 54 separate offenses. Group B offenses including DUI, Drunkenness, and Bad Checks include arrest information only.

The FBI summary system applies a hierarchal rule and only collects information on the most serious offense in an incident and ignores other offenses. Information is only reported on 8 Index Crimes. Only arrest information is reported for other offenses including drugs, forgeries and frauds.



CRIME IN TENNESSEE 2018

STATEWIDE

A total of 552,110 Group A offenses were reported for 2018, a decrease of 3.6% from 2017.

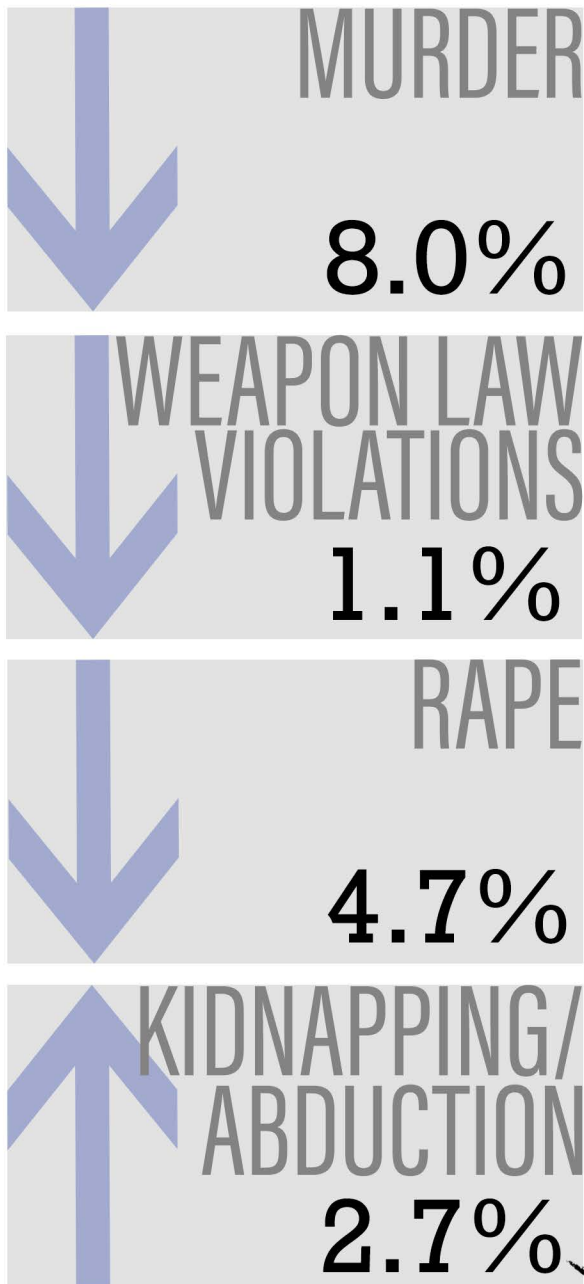


Quick Facts

TENNESSEE'S LAW ENFORCEMENT AGENCIES REPORT CRIME DATA TO THE TENNESSEE BUREAU OF INVESTIGATION THROUGH THE TENNESSEE INCIDENT BASED REPORTING SYSTEM, ALSO KNOWN AS TIBRS.

THIS COMPREHENSIVE SYSTEM COLLECTS INCIDENT-LEVEL DATA ON CRIMES, ALLOWING THE PUBLIC AND LAW ENFORCEMENT AGENCIES TO HAVE A THOROUGH UNDERSTANDING OF THE CRIMES IMPACTING COMMUNITIES ACROSS TENNESSEE.

THE DATA, AFTER BEING EXTENSIVELY AUDITED, WAS EXTRACTED ON APRIL 25, 2019 AND COMPILED INTO THIS YEAR'S REPORT. FOR MORE DETAILS ON TIBRS, VISIT OUR WEBSITE: CRIMEINSIGHT.TBI.TN.GOV.



Of all crimes reported...



Looking at victim to offender relationship, however, the breakdown remained consistent from 2017 to 2018.

Group A Offenses:

ANIMAL CRUELTY, ARSON, ASSAULT, BRIBERY, BURGLARY/BREAKING & ENTERING, COUNTERFEITING/FORGERY, DESTRUCTION/DAMAGE/VANDALISM, DRUG/NARCOTIC OFFENSES, EMBEZZLEMENT, EXTORTION/BLACKMAIL, FRAUD, GAMBLING, HOMICIDE, HUMAN TRAFFICKING, KIDNAPPING/ABDUCTION, LARCENY/THEFT, MOTOR VEHICLE THEFT, PORNOGRAPHY/OBSCENE MATERIAL, PROSTITUTION, ROBBERY, SEX OFFENSES, STOLEN PROPERTY OFFENSES, DRUG EQUIPMENT VIOLATIONS, WEAPON LAW VIOLATIONS

Group B Offenses:

BAD CHECKS, CURFEW/LOITERING/VAGRANCY, DISORDERLY CONDUCT, DRIVING UNDER THE INFLUENCE, DRUNKENNESS, FAMILY OFFENSES (NON-VIOLENT), LIQUOR LAW VIOLATION, PEEPING TOM, TRESPASS OF REAL PROPERTY, ALL OTHER OFFENSES



CRIME IN TENNESSEE

Who Reports?

ALL LAW ENFORCEMENT AGENCIES, AS WELL AS COLLEGES AND UNIVERSITIES, ARE MANDATED UNDER TENNESSEE LAW TO REPORT CRIME STATISTICS MONTHLY TO THE TENNESSEE BUREAU OF INVESTIGATION.

THE AGENCIES LISTED BELOW HAVE INCOMPLETE DATA AND HAVE BEEN 'FOOTNOTED' IN THE REPORT. AT THE TIME OF THIS REPORT'S RELEASE, ZERO AGENCIES FAILED TO BE IN COMPLIANCE WITH REPORTING REQUIREMENTS AND WERE LISTED AS DECERTIFIED.

THIS REPORT IS BASED UPON A 'SNAPSHOT' OF THE DATABASE AS OF APRIL 25, 2019. AS AGENCIES UPDATE THEIR 2018 DATA, CHANGES WILL BE REFLECTED AT CRIMEINSIGHT.TBI.TN.GOV.

2018 FOOTNOTES

- | | |
|-------------------------------|---------------------|
| 1st Judicial Drug Task Force | Kingston Springs PD |
| 23rd Judicial Drug Task Force | Middleton PD |
| Bledsoe County SO | Petersburg PD |
| Brighton PD | Piperton PD |
| Campbell County SO | Smyrna PD |
| Church Hill Public Safety | TWRA Jackson |
| Eagleville PD | Wartrace PD |
| Englewood PD | Wayne County SO |
| Gainesboro PD | |
| Huntland PD | |

'COVERED BY'

Crime data from these agencies is reported by their 'covered by' agency.



- | Agency | Covered By |
|-------------------------------|---------------------|
| 13th Judicial Drug Task Force | Cookeville PD |
| Baneberry PD | Jefferson County SO |
| Bethel Springs PD | McNairy County SO |
| Copperhill PD | Polk County SO |
| Cumberland Gap Police Office | Claiborne County SO |
| LaGrange PD | Fayette County SO |
| New Hope PD | Marion County SO |
| Powell's Crossroads | Marion County SO |
| Samburg PD | Obion County SO |
| Watauga PD | Carter County SO |
| Sunbright PD | Morgan County SO |
| Winfield PD | Scott County SO |

DECERTIFIED

There were no decertified agencies on the date of this publication.

Group A Summary



CRIME IN
TENNESSEE
2018

Group A offenses are -- generally speaking -- the most serious crimes, including homicide, rape, and robbery.

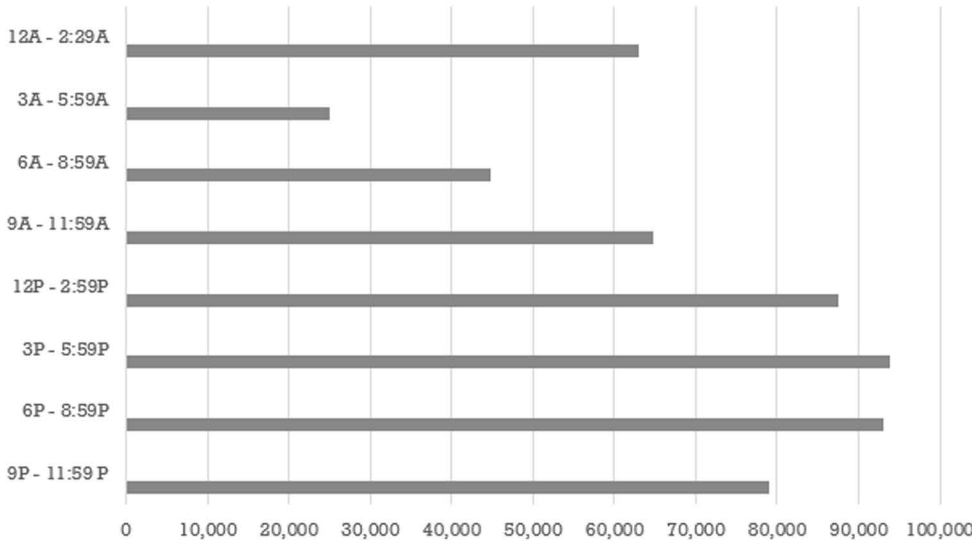
OFFENSES

| | | | | | |
|--------------------------|---------------------------|----------------------------|--------------------------|---------------------------|---------------------------|
| JANUARY 44,341 | FEBRUARY 41,715 | MARCH 47,086 | APRIL 45,768 | MAY 50,127 | JUNE 48,686 |
| JULY 50,087 | AUGUST 49,456 | SEPTEMBER 46,656 | OCTOBER 45,446 | NOVEMBER 40,293 | DECEMBER 42,449 |

CLEARANCES (Generally refers to the number of incidents cleared by arrest.)

| | | | | | |
|--------------------------|---------------------------|----------------------------|--------------------------|---------------------------|---------------------------|
| JANUARY 18,829 | FEBRUARY 18,755 | MARCH 21,017 | APRIL 19,904 | MAY 20,886 | JUNE 19,830 |
| JULY 20,050 | AUGUST 20,054 | SEPTEMBER 18,634 | OCTOBER 17,736 | NOVEMBER 15,978 | DECEMBER 16,886 |

TIME OF DAY



1,086 incidents were reported without specific information about the time of the incident.

TOTAL
GROUP A
OFFENSES
↓ 3.6%

DRUG
VIOLATIONS
↑ 0.4%

PURCHASING
PROSTITUTION
↓ 65.4%

BURGLARY
OFFENSES
↓ 14.7%

GROUP A ARRESTS
TOTALED
165,411

The crime rate for Group A offenses, per 100,000, was 8,220.8.

Victim Data

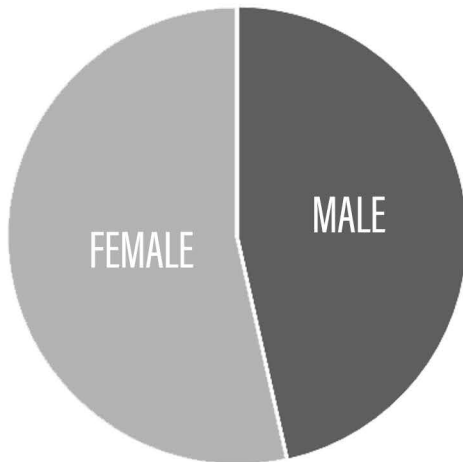


CRIME IN
TENNESSEE
2018

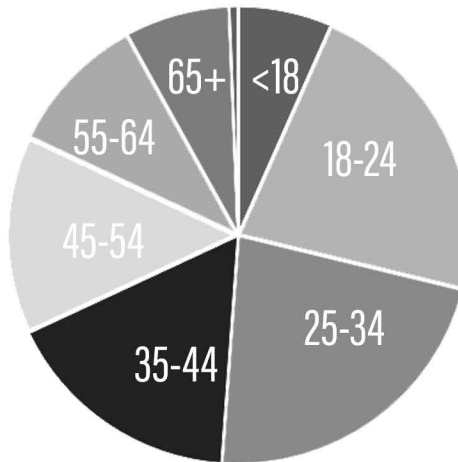
THE NUMBER OF TOTAL VICTIMS REPORTED IN 2018 WAS 368,263, AN INCREASE OF 0.8% FROM 2017.

Victims are classified as "Individual" in this report.

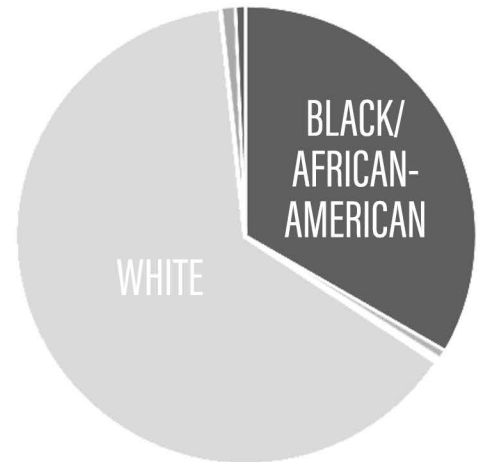
GENDER



AGE



RACE



MALE: 171,338
FEMALE: 195,667
UNKNOWN: 1,258

UNDER 18: 25,680
18-24: 57,228
25-34: 89,713
35-44: 67,888
45-54: 59,940
55-64: 40,411
65+: 30,334
UNKNOWN: 2,069

BLACK/AFRICAN-AMERICAN: 126,626
ASIAN: 2,869
AMERICAN INDIAN/ALASKAN NATIVE: 756
NATIVE HAWAIIAN/PACIFIC ISLANDER: 479
WHITE: 234,354
UNKNOWN: 3,179

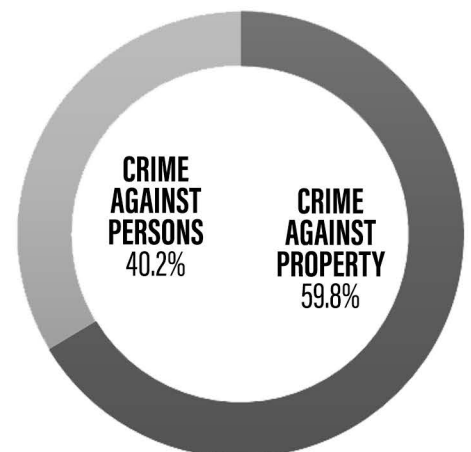


THE NUMBER OF STATUTORY RAPE VICTIMS DECREASED 18.8% SINCE 2017.



THE NUMBER OF AGGRAVATED ASSAULT VICTIMS DECREASED 2.6% IN 2018.

However, the number of victims of Sexual Assault (with an Object) increased 1.8% in 2018.

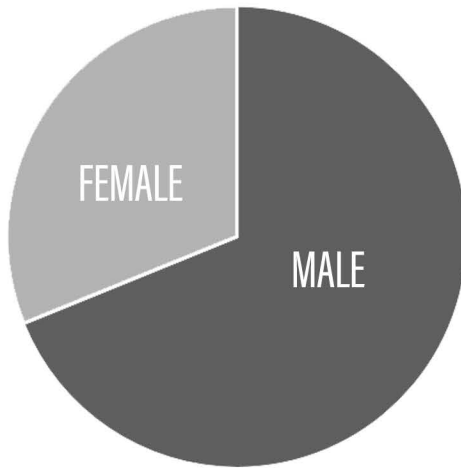


Arrestee Data



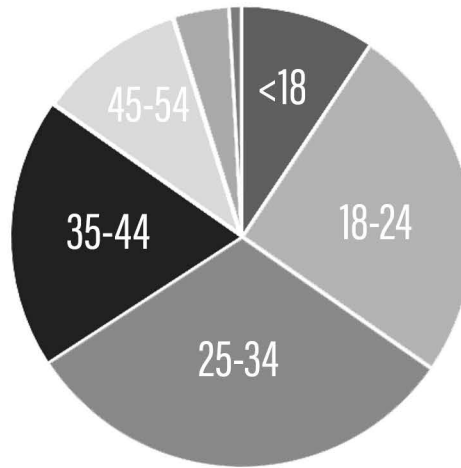
CRIME IN
TENNESSEE
2018

GENDER



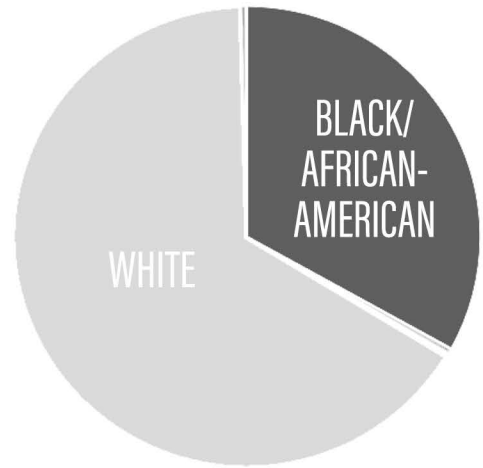
MALE: 112,762
FEMALE: 52,884

AGE



UNDER 18: 14,206
18-24: 38,899
25-34: 51,782
35-44: 33,804
45-54: 17,935
55-64: 7,330
65+: 1,455
UNKNOWN: 235

RACE



BLACK/AFRICAN-AMERICAN: 55,443
ASIAN: 575
AMERICAN INDIAN/ALASKAN NATIVE: 223
NATIVE HAWAIIAN/PACIFIC ISLANDER: 89
WHITE: 108,897

613 arrestees were reported as having an 'Unknown' race.

JUVENILE ARRESTEES



MADE UP 8.1% OF GROUP A ARRESTS. SIMPLE ASSAULTS MADE UP THE MOST ARRESTS AMONG JUVENILES, AT 25.7%, FOLLOWED BY DRUG/NARCOTIC VIOLATIONS, AT 17.6% IN 2018.

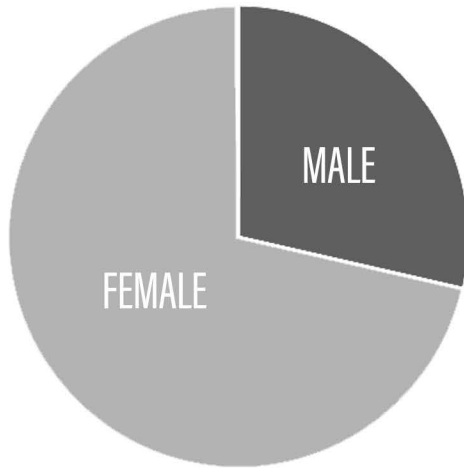
A TOTAL OF 351,183 ARRESTS WERE REPORTED IN 2018, DECREASING 3.3% FROM 2017.

Domestic Violence



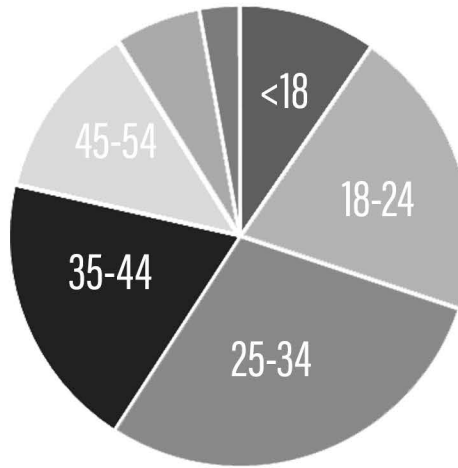
CRIME IN
TENNESSEE
2018

VICTIM GENDER



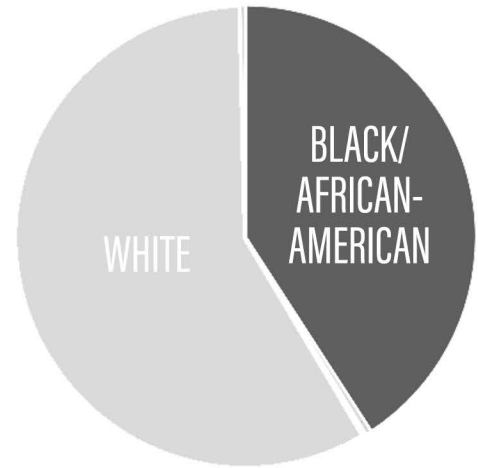
MALE: 21,123
FEMALE: 52,186
UNKNOWN: 99

VICTIM AGE



UNDER 18: 7,166
18-24: 14,167
25-34: 21,190
35-44: 14,521
45-54: 9,071
55-64: 4,796
65+: 2,406
UNKNOWN: 91

VICTIM RACE



BLACK/AFRICAN-AMERICAN: 30,224
ASIAN: 366
AMERICAN INDIAN/ALASKAN NATIVE: 121
NATIVE HAWAIIAN/PACIFIC ISLANDER: 46
WHITE: 42,416
UNKNOWN: 235

In most cases, this indicates an offender was arrested in connection to the crime. ←

SIMPLE ASSAULT ACCOUNTED FOR 67.3% OF ALL REPORTED DOMESTIC VIOLENCE OFFENSES.

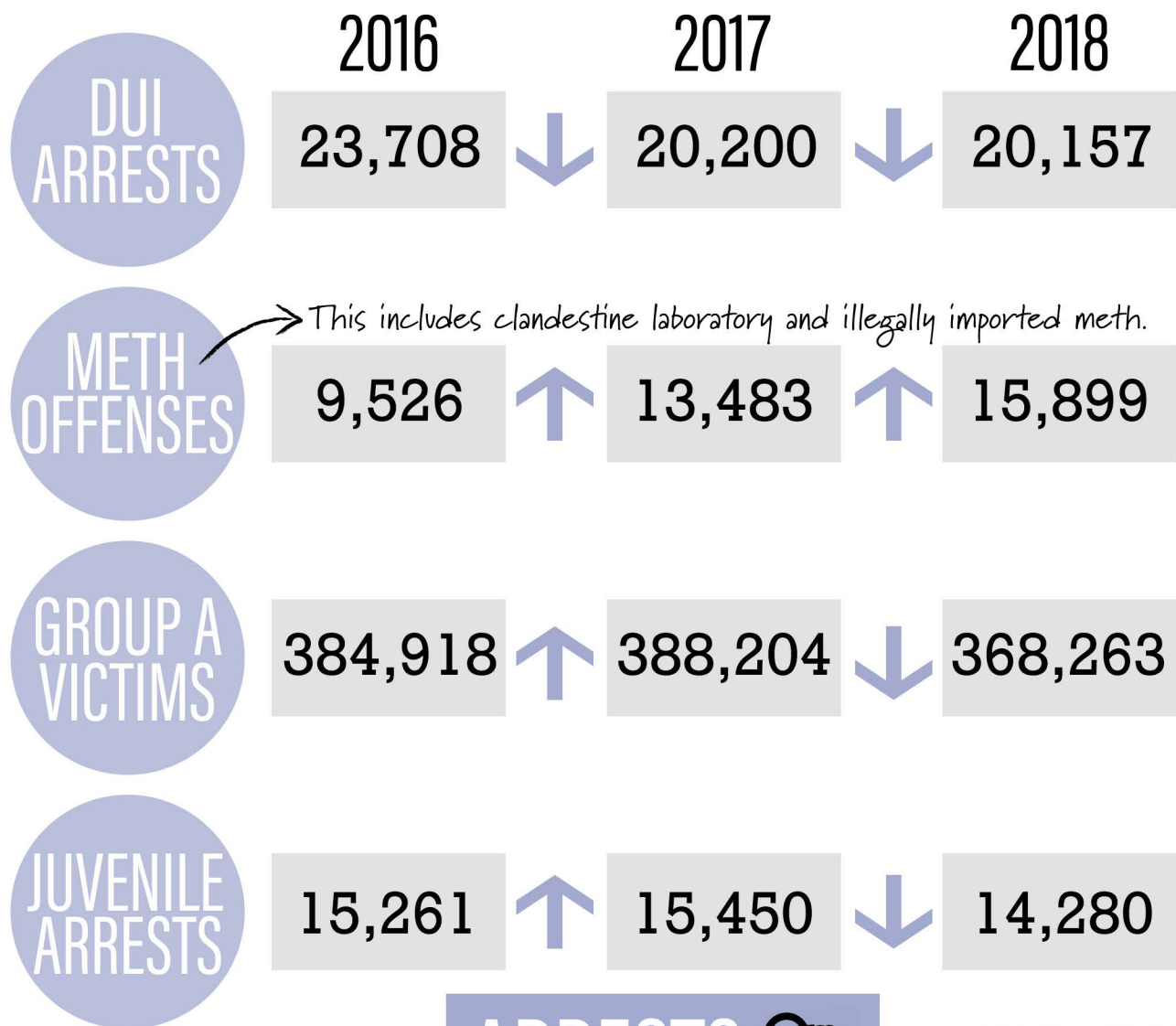
44,052 DOMESTIC VIOLENCE OFFENSES WERE CLEARED IN 2018.

DOMESTIC VIOLENCE OFFENSES DECREASED 6.0% FROM 2017 TO 2018.

'Boyfriend/Girlfriend' made up the highest percentage of reported 'Victim to Offender Relationship,' followed by 'Spouse.'

1,108 VICTIMS WERE REPORTED IN KIDNAPPING/ABDUCTION INCIDENTS, MARKING A 4.4% INCREASE FROM 2017.

Three-Year Trends



ASSAULT OFFENSES DECREASED 3.8% FROM '17 TO '18 AND INCREASED 3.0% FROM '16 TO '18.

LARCENY/THEFT OFFENSES DECREASED 0.7% FROM '17 TO '18 AND INCREASED 4.5% FROM '16 TO '18.

ARRESTS


GROUP A

2016: 167,265 ↑
 2017: 170,556 ↓
 2018: 165,646

GROUP B

2015: 189,380 ↑
 2016: 192,621 ↓
 2017: 185,554

JUVENILE VICTIMS



Tennessee Statewide - NIBRS Agency Crime Overview - 2018

| 2017 Population Estimate | 6,715,984 | Offenses (*) | | Arrests (**) | | | |
|---------------------------------------|-----------------|----------------------------------|-----------------------------------|--------------|----------|--------|-------|
| | | Reported | Cleared | Adult | Juvenile | | |
| Offense Overview | | Group A Offenses | | | | | |
| | | Crimes Against Persons | | | | | |
| Offense Total | 552,110 | Murder | 496 | 297 | 306 | 46 | |
| Number Cleared | 228,559 | Negligent Manslaughter | 20 | 9 | 12 | 2 | |
| Percent Cleared | 41.40 % | Negligent Vehicular Manslaughter | 12 | 10 | 9 | 0 | |
| Group A Crimes per 100,000 population | 8,220.8 | Kidnapping/Abduction | 1,767 | 963 | 628 | 23 | |
| | | Forcible Rape | 2,288 | 646 | 239 | 67 | |
| | | Forcible Sodomy | 420 | 139 | 16 | 20 | |
| | | Sexual Assault W/Object | 226 | 71 | 10 | 4 | |
| | | Forcible Fondling | 2,639 | 903 | 279 | 101 | |
| | | Incest | 34 | 13 | 4 | 1 | |
| Arrest Overview | | Statutory Rape | 359 | 164 | 137 | 0 | |
| Total Arrests | 351,183 | Aggravated Assault | 32,015 | 16,647 | 11,264 | 878 | |
| Adult Arrests | 330,324 | Simple Assault | 81,416 | 45,418 | 25,249 | 3,656 | |
| Juvenile Arrests | 20,621 | Intimidation | 26,999 | 8,196 | 2,347 | 450 | |
| Unknown Age | 238 | Stalking | 1,657 | 594 | 374 | 6 | |
| Arrests per 100,000 population | 5,229.1 | Commercial Sex Acts | 31 | 6 | 2 | 0 | |
| | | Involuntary Servitude | 5 | 3 | 1 | 0 | |
| Average number offenses/incident | 1.20 | Crimes Against Property | | | | | |
| Domestic Violence Victims | | Arson | 830 | 178 | 118 | 25 | |
| Offense | Reported | Cleared | | | | | |
| Murder | 96 | 89 | Bribery | 17 | 15 | 13 | 0 |
| Aggravated Assault | 10,883 | 7,879 | Burglary | 33,101 | 4,736 | 3,877 | 529 |
| Simple Assault | 49,387 | 31,125 | Counterfeiting/Forgery | 7,497 | 2,084 | 1,687 | 64 |
| Intimidation | 9,368 | 3,383 | Destruction/Damage/Vandalism | 47,932 | 10,121 | 3,496 | 806 |
| Stalking | 853 | 303 | Embezzlement | 2,671 | 1,098 | 663 | 24 |
| Forcible Rape | 660 | 256 | Extortion/Blackmail | 410 | 44 | 19 | 1 |
| Forcible Sodomy | 129 | 57 | Fraud - False Pretenses | 12,534 | 2,432 | 1,355 | 18 |
| Sexual Assault W/Object | 91 | 30 | Fraud - Credit Card/ATM | 10,555 | 1,333 | 693 | 36 |
| Forcible Fondling | 675 | 212 | Fraud - Impersonation | 4,471 | 2,241 | 1,879 | 59 |
| Incest | 34 | 13 | Fraud - Welfare | 104 | 22 | 21 | 0 |
| Statutory Rape | 121 | 55 | Fraud - Wire | 1,121 | 53 | 15 | 0 |
| Kidnapping/Abduction | 1,108 | 647 | Fraud - Identity Theft | 1,206 | 167 | 155 | 4 |
| Commercial Sex Acts | 1 | 1 | Fraud - Computer Hacking/Invasion | 77 | 3 | 1 | 1 |
| Involuntary Servitude | 2 | 2 | Robbery | 7,244 | 1,649 | 1,369 | 412 |
| Total | 73,408 | 44,052 | Theft - Pocket-picking | 572 | 40 | 63 | 22 |
| | | | Theft - Purse Snatching | 272 | 37 | 19 | 2 |
| | | | Theft - Shoplifting | 40,352 | 19,696 | 19,896 | 1,703 |
| Group B Arrests | | | Theft From Building | 24,388 | 4,314 | 1,865 | 246 |
| Offense | Adult | Juvenile | Theft From Coin Machine | 265 | 53 | 44 | 8 |
| Bad Checks | 722 | 0 | Theft From Motor Vehicle | 34,659 | 2,539 | 1,547 | 462 |
| Curfew/Vagrancy | 11 | 864 | Theft of Motor Vehicle Parts | 9,663 | 397 | 252 | 17 |
| Disorderly Conduct | 4,682 | 1,475 | Theft - All Other Larceny | 30,683 | 4,126 | 4,014 | 345 |
| DUI | 20,050 | 107 | Motor Vehicle Theft | 21,026 | 4,580 | 3,142 | 637 |
| Drunkenness | 14,074 | 171 | Stolen Property Offenses | 2,120 | 1,695 | 1,499 | 146 |
| Family-Non Violent | 4,386 | 33 | | | | | |
| Liquor Law Violations | 3,030 | 429 | | | | | |
| Peeping Tom | 5 | 0 | | | | | |
| Runaway | 0 | 0 | | | | | |
| Trespass | 7,513 | 375 | | | | | |
| All Other Offenses | 124,646 | 2,961 | | | | | |
| Total Group B | 179,119 | 6,415 | | | | | |

(*) Offenses are counted using the FBI Units of Count for Crime

(**) The 'Arrests' column shows arrests made for incidents during the selected period, regardless of arrest date. Arrest counts for the same period may change over time.

Tennessee Statewide - NIBRS Agency Crime Overview - 2018

| Crimes Against Society | | | | |
|------------------------------------|----------------|----------------|----------------|---------------|
| Animal Cruelty | 466 | 212 | 178 | 6 |
| Drug/Narcotic Violations | 58,230 | 49,215 | 46,809 | 2,498 |
| Drug/Narcotic Equipment Violations | 36,795 | 32,865 | 12,417 | 340 |
| Gambling - Betting/Wagering | 17 | 15 | 51 | 4 |
| Gambling - Operating/Promoting | 9 | 7 | 6 | 0 |
| Gambling - Equipment Violations | 35 | 24 | 7 | 5 |
| Gambling - Sports Tampering | 2 | 2 | 0 | 0 |
| Pornography/Obscene Material | 832 | 289 | 82 | 96 |
| Prostitution | 445 | 423 | 408 | 0 |
| Prostitution Assisting/Promoting | 37 | 30 | 27 | 0 |
| Purchasing Prostitution | 72 | 70 | 96 | 0 |
| Weapon Law Violations | 11,016 | 7,675 | 2,545 | 436 |
| Total Group A Offenses | 552,110 | 228,559 | 151,205 | 14,206 |

(*) Offenses are counted using the FBI Units of Count for Crime

(**) The 'Arrests' column shows arrests made for incidents during the selected period, regardless of arrest date. Arrest counts for the same period may change over time.

O

E

H

O

H



**CRIME IN
TENNESSEE**
2018

**POLICE
DEPARTMENTS**

Adamsville Police Department - NIBRS Agency Crime Overview - 2018

| Crimes Against Society | | | | |
|------------------------------------|------------|-----------|-----------|----------|
| Animal Cruelty | 1 | 1 | 1 | 0 |
| Drug/Narcotic Violations | 28 | 27 | 21 | 0 |
| Drug/Narcotic Equipment Violations | 28 | 24 | 6 | 1 |
| Gambling - Betting/Wagering | 0 | 0 | 0 | 0 |
| Gambling - Operating/Promoting | 0 | 0 | 0 | 0 |
| Gambling - Equipment Violations | 0 | 0 | 0 | 0 |
| Gambling - Sports Tampering | 0 | 0 | 0 | 0 |
| Pornography/Obscene Material | 0 | 0 | 0 | 0 |
| Prostitution | 0 | 0 | 0 | 0 |
| Prostitution Assisting/Promoting | 0 | 0 | 0 | 0 |
| Purchasing Prostitution | 0 | 0 | 0 | 0 |
| Weapon Law Violations | 2 | 2 | 1 | 0 |
| Total Group A Offenses | 154 | 84 | 51 | 1 |

(*) Offenses are counted using the FBI Units of Count for Crime

(**) The 'Arrests' column shows arrests made for incidents during the selected period, regardless of arrest date. Arrest counts for the same period may change over time.

Alamo Police Department - NIBRS Agency Crime Overview - 2018

| 2017 Population Estimate | | 2,329 | | Offenses (*) | | Arrests (**) | |
|---------------------------------------|---------|----------------------------------|-----------------|-----------------------------------|---------|--------------|----------|
| | | | | Reported | Cleared | Adult | Juvenile |
| Offense Overview | | | | Group A Offenses | | | |
| Crimes Against Persons | | | | Crimes Against Persons | | | |
| Offense Total | 113 | Murder | 0 | 0 | 0 | 0 | |
| Number Cleared | 31 | Negligent Manslaughter | 0 | 0 | 0 | 0 | |
| Percent Cleared | 27.43 % | Negligent Vehicular Manslaughter | 0 | 0 | 0 | 0 | |
| Group A Crimes per 100,000 population | 4,851.9 | Kidnapping/Abduction | 2 | 1 | 0 | 0 | |
| | | Forcible Rape | 2 | 0 | 0 | 0 | |
| | | Forcible Sodomy | 0 | 0 | 0 | 0 | |
| | | Sexual Assault W/Object | 0 | 0 | 0 | 0 | |
| | | Forcible Fondling | 2 | 0 | 0 | 0 | |
| | | Incest | 0 | 0 | 0 | 0 | |
| | | Statutory Rape | 1 | 0 | 0 | 0 | |
| | | Aggravated Assault | 7 | 4 | 1 | 0 | |
| | | Simple Assault | 22 | 10 | 8 | 0 | |
| | | Intimidation | 6 | 1 | 1 | 0 | |
| | | Stalking | 1 | 0 | 0 | 0 | |
| | | Commercial Sex Acts | 0 | 0 | 0 | 0 | |
| | | Involuntary Servitude | 0 | 0 | 0 | 0 | |
| Arrest Overview | | | | Crimes Against Property | | | |
| Domestic Violence Victims | | | | Crimes Against Property | | | |
| Offense | | Reported | Cleared | Arson | | | |
| Murder | | 0 | 0 | Arson | | | |
| Aggravated Assault | | 1 | 0 | Bribery | | | |
| Simple Assault | | 11 | 9 | Burglary | | | |
| Intimidation | | 2 | 1 | Counterfeiting/Forgery | | | |
| Stalking | | 0 | 0 | Destruction/Damage/Vandalism | | | |
| Forcible Rape | | 0 | 0 | Embezzlement | | | |
| Forcible Sodomy | | 0 | 0 | Extortion/Blackmail | | | |
| Sexual Assault W/Object | | 0 | 0 | Fraud - False Pretenses | | | |
| Forcible Fondling | | 1 | 0 | Fraud - Credit Card/ATM | | | |
| Incest | | 0 | 0 | Fraud - Impersonation | | | |
| Statutory Rape | | 0 | 0 | Fraud - Welfare | | | |
| Kidnapping/Abduction | | 1 | 1 | Fraud - Wire | | | |
| Commercial Sex Acts | | 0 | 0 | Fraud - Identity Theft | | | |
| Involuntary Servitude | | 0 | 0 | Fraud - Computer Hacking/Invasion | | | |
| Total | | 16 | 11 | Robbery | | | |
| Group B Arrests | | | | Theft - Pocket-picking | | | |
| Offense | | Adult | Juvenile | Theft - Purse Snatching | | | |
| Bad Checks | | 0 | 0 | Theft - Shoplifting | | | |
| Curfew/Vagrancy | | 0 | 0 | Theft From Building | | | |
| Disorderly Conduct | | 3 | 0 | Theft From Coin Machine | | | |
| DUI | | 1 | 1 | Theft From Motor Vehicle | | | |
| Drunkenness | | 8 | 0 | Theft of Motor Vehicle Parts | | | |
| Family-Non Violent | | 0 | 0 | Theft - All Other Larceny | | | |
| Liquor Law Violations | | 0 | 0 | Motor Vehicle Theft | | | |
| Peeping Tom | | 0 | 0 | Stolen Property Offenses | | | |
| Runaway | | 0 | 0 | | | | |
| Trespass | | 2 | 0 | | | | |
| All Other Offenses | | 6 | 0 | | | | |
| Total Group B | | 20 | 1 | | | | |

(*) Offenses are counted using the FBI Units of Count for Crime

(**) The 'Arrests' column shows arrests made for incidents during the selected period, regardless of arrest date. Arrest counts for the same period may change over time.

This report is valid as of May 06, 2019 and is subject to change

Alamo Police Department - NIBRS Agency Crime Overview - 2018

| Crimes Against Society | | | | |
|------------------------------------|------------|-----------|-----------|----------|
| Animal Cruelty | 0 | 0 | 0 | 0 |
| Drug/Narcotic Violations | 1 | 1 | 1 | 0 |
| Drug/Narcotic Equipment Violations | 1 | 1 | 0 | 0 |
| Gambling - Betting/Wagering | 0 | 0 | 0 | 0 |
| Gambling - Operating/Promoting | 0 | 0 | 0 | 0 |
| Gambling - Equipment Violations | 0 | 0 | 0 | 0 |
| Gambling - Sports Tampering | 0 | 0 | 0 | 0 |
| Pornography/Obscene Material | 0 | 0 | 0 | 0 |
| Prostitution | 0 | 0 | 0 | 0 |
| Prostitution Assisting/Promoting | 0 | 0 | 0 | 0 |
| Purchasing Prostitution | 0 | 0 | 0 | 0 |
| Weapon Law Violations | 0 | 0 | 0 | 0 |
| Total Group A Offenses | 113 | 31 | 23 | 0 |

(*) Offenses are counted using the FBI Units of Count for Crime

(**) The 'Arrests' column shows arrests made for incidents during the selected period, regardless of arrest date. Arrest counts for the same period may change over time.

Alcoa Police Department - NIBRS Agency Crime Overview - 2018

| 2017 Population Estimate | | 10,228 | | Offenses (*) | | Arrests (**) | |
|---------------------------------------|------------|----------------------------------|-----------------------------------|-------------------------|---------|--------------|----------|
| Offense Overview | | Crimes Against Persons | | Reported | Cleared | Adult | Juvenile |
| Offense Total | 1,537 | Murder | | 1 | 1 | 2 | 0 |
| Number Cleared | 816 | Negligent Manslaughter | | 0 | 0 | 0 | 0 |
| Percent Cleared | 53.09 % | Negligent Vehicular Manslaughter | | 0 | 0 | 0 | 0 |
| Group A Crimes per 100,000 population | 15,027.4 | Kidnapping/Abduction | | 1 | 1 | 1 | 0 |
| | | Forcible Rape | | 4 | 1 | 0 | 0 |
| | | Forcible Sodomy | | 0 | 0 | 0 | 0 |
| | | Sexual Assault W/Object | | 0 | 0 | 0 | 0 |
| | | Forcible Fondling | | 9 | 1 | 0 | 0 |
| | | Incest | | 0 | 0 | 0 | 0 |
| | | Statutory Rape | | 3 | 3 | 1 | 0 |
| | | Aggravated Assault | | 68 | 36 | 27 | 1 |
| | | Simple Assault | | 225 | 66 | 53 | 6 |
| | | Intimidation | | 25 | 2 | 0 | 0 |
| | | Stalking | | 0 | 0 | 0 | 0 |
| | | Commercial Sex Acts | | 0 | 0 | 0 | 0 |
| | | Involuntary Servitude | | 0 | 0 | 0 | 0 |
| | | Average number offenses/incident | 1.26 | | | | |
| Domestic Violence Victims | | | | Crimes Against Property | | | |
| Offense | Reported | Cleared | | Reported | Cleared | Adult | Juvenile |
| Murder | 0 | 0 | Arson | 3 | 0 | 0 | 0 |
| Aggravated Assault | 31 | 24 | Bribery | 0 | 0 | 0 | 0 |
| Simple Assault | 142 | 51 | Burglary | 39 | 4 | 1 | 2 |
| Intimidation | 4 | 0 | Counterfeiting/Forgery | 21 | 4 | 3 | 0 |
| Stalking | 0 | 0 | Destruction/Damage/Vandalism | 77 | 11 | 1 | 0 |
| Forcible Rape | 0 | 0 | Embezzlement | 11 | 9 | 1 | 0 |
| Forcible Sodomy | 0 | 0 | Extortion/Blackmail | 0 | 0 | 0 | 0 |
| Sexual Assault W/Object | 0 | 0 | Fraud - False Pretenses | 80 | 20 | 7 | 0 |
| Forcible Fondling | 1 | 0 | Fraud - Credit Card/ATM | 26 | 13 | 2 | 0 |
| Incest | 0 | 0 | Fraud - Impersonation | 16 | 15 | 18 | 0 |
| Statutory Rape | 0 | 0 | Fraud - Welfare | 0 | 0 | 0 | 0 |
| Kidnapping/Abduction | 0 | 0 | Fraud - Wire | 3 | 0 | 0 | 0 |
| Commercial Sex Acts | 0 | 0 | Fraud - Identity Theft | 0 | 0 | 8 | 0 |
| Involuntary Servitude | 0 | 0 | Fraud - Computer Hacking/Invasion | 0 | 0 | 0 | 0 |
| Total | 178 | 75 | Robbery | 9 | 7 | 5 | 0 |
| | | | Theft - Pocket-picking | 1 | 0 | 0 | 0 |
| | | | Theft - Purse Snatching | 1 | 0 | 0 | 0 |
| | | | Theft - Shoplifting | 261 | 200 | 214 | 6 |
| | | | Theft From Building | 25 | 3 | 4 | 0 |
| | | | Theft From Coin Machine | 1 | 0 | 0 | 0 |
| | | | Theft From Motor Vehicle | 38 | 5 | 5 | 0 |
| | | | Theft of Motor Vehicle Parts | 4 | 1 | 1 | 0 |
| | | | Theft - All Other Larceny | 118 | 20 | 58 | 2 |
| | | | Motor Vehicle Theft | 34 | 18 | 7 | 0 |
| | | | Stolen Property Offenses | 2 | 1 | 0 | 0 |
| Group B Arrests | | | | | | | |
| Offense | Adult | Juvenile | | | | | |
| Bad Checks | 1 | 0 | | | | | |
| Curfew/Vagrancy | 0 | 8 | | | | | |
| Disorderly Conduct | 9 | 0 | | | | | |
| DUI | 73 | 0 | | | | | |
| Drunkenness | 62 | 0 | | | | | |
| Family-Non Violent | 11 | 0 | | | | | |
| Liquor Law Violations | 5 | 0 | | | | | |
| Peeping Tom | 0 | 0 | | | | | |
| Runaway | 0 | 0 | | | | | |
| Trespass | 18 | 0 | | | | | |
| All Other Offenses | 301 | 12 | | | | | |
| Total Group B | 480 | 20 | | | | | |

(*) Offenses are counted using the FBI Units of Count for Crime

(**) The 'Arrests' column shows arrests made for incidents during the selected period, regardless of arrest date. Arrest counts for the same period may change over time.

This report is valid as of May 06, 2019 and is subject to change

Alcoa Police Department - NIBRS Agency Crime Overview - 2018

| Crimes Against Society | | | | |
|------------------------------------|--------------|------------|------------|-----------|
| Animal Cruelty | 0 | 0 | 0 | 0 |
| Drug/Narcotic Violations | 213 | 186 | 162 | 6 |
| Drug/Narcotic Equipment Violations | 198 | 173 | 66 | 1 |
| Gambling - Betting/Wagering | 0 | 0 | 0 | 0 |
| Gambling - Operating/Promoting | 0 | 0 | 0 | 0 |
| Gambling - Equipment Violations | 0 | 0 | 0 | 0 |
| Gambling - Sports Tampering | 0 | 0 | 0 | 0 |
| Pornography/Obscene Material | 2 | 1 | 0 | 0 |
| Prostitution | 0 | 0 | 0 | 0 |
| Prostitution Assisting/Promoting | 0 | 0 | 0 | 0 |
| Purchasing Prostitution | 0 | 0 | 0 | 0 |
| Weapon Law Violations | 18 | 14 | 3 | 0 |
| Total Group A Offenses | 1,537 | 816 | 650 | 24 |

(*) Offenses are counted using the FBI Units of Count for Crime

(**) The 'Arrests' column shows arrests made for incidents during the selected period, regardless of arrest date. Arrest counts for the same period may change over time.

Alexandria Police Department - NIBRS Agency Crime Overview - 2018

| 2017 Population Estimate | | 995 | | Offenses (*) | | Arrests (**) | |
|---------------------------------------|----------|----------------------------------|-----------------------------------|-------------------------|---------|--------------|----------|
| Offense Overview | | Crimes Against Persons | | Reported | Cleared | Adult | Juvenile |
| Offense Total | 29 | Murder | | 0 | 0 | 0 | 0 |
| Number Cleared | 12 | Negligent Manslaughter | | 0 | 0 | 0 | 0 |
| Percent Cleared | 41.38 % | Negligent Vehicular Manslaughter | | 0 | 0 | 0 | 0 |
| Group A Crimes per 100,000 population | 2,914.6 | Kidnapping/Abduction | | 0 | 0 | 0 | 0 |
| | | Forcible Rape | | 2 | 2 | 0 | 2 |
| | | Forcible Sodomy | | 0 | 0 | 0 | 0 |
| | | Sexual Assault W/Object | | 0 | 0 | 0 | 0 |
| | | Forcible Fondling | | 1 | 0 | 0 | 0 |
| | | Incest | | 0 | 0 | 0 | 0 |
| | | Statutory Rape | | 0 | 0 | 0 | 0 |
| | | Aggravated Assault | | 2 | 1 | 1 | 0 |
| | | Simple Assault | | 5 | 1 | 1 | 0 |
| | | Intimidation | | 2 | 0 | 0 | 0 |
| | | Stalking | | 1 | 0 | 0 | 0 |
| | | Commercial Sex Acts | | 0 | 0 | 0 | 0 |
| | | Involuntary Servitude | | 0 | 0 | 0 | 0 |
| | | Average number offenses/incident | 1.00 | | | | |
| Domestic Violence Victims | | | | Crimes Against Property | | | |
| Offense | Reported | Cleared | | | | | |
| Murder | 0 | 0 | Arson | 0 | 0 | 0 | 0 |
| Aggravated Assault | 0 | 0 | Bribery | 0 | 0 | 0 | 0 |
| Simple Assault | 1 | 0 | Burglary | 3 | 1 | 1 | 0 |
| Intimidation | 0 | 0 | Counterfeiting/Forgery | 0 | 0 | 0 | 0 |
| Stalking | 1 | 0 | Destruction/Damage/Vandalism | 2 | 1 | 1 | 0 |
| Forcible Rape | 0 | 0 | Embezzlement | 0 | 0 | 0 | 0 |
| Forcible Sodomy | 0 | 0 | Extortion/Blackmail | 0 | 0 | 0 | 0 |
| Sexual Assault W/Object | 0 | 0 | Fraud - False Pretenses | 0 | 0 | 0 | 0 |
| Forcible Fondling | 0 | 0 | Fraud - Credit Card/ATM | 0 | 0 | 0 | 0 |
| Incest | 0 | 0 | Fraud - Impersonation | 0 | 0 | 0 | 0 |
| Statutory Rape | 0 | 0 | Fraud - Welfare | 0 | 0 | 0 | 0 |
| Kidnapping/Abduction | 0 | 0 | Fraud - Wire | 0 | 0 | 0 | 0 |
| Commercial Sex Acts | 0 | 0 | Fraud - Identity Theft | 0 | 0 | 0 | 0 |
| Involuntary Servitude | 0 | 0 | Fraud - Computer Hacking/Invasion | 0 | 0 | 0 | 0 |
| Total | 2 | 0 | Robbery | 0 | 0 | 0 | 0 |
| | | | Theft - Pocket-picking | 0 | 0 | 0 | 0 |
| | | | Theft - Purse Snatching | 0 | 0 | 0 | 0 |
| | | | Theft - Shoplifting | 2 | 1 | 1 | 0 |
| | | | Theft From Building | 0 | 0 | 0 | 0 |
| | | | Theft From Coin Machine | 0 | 0 | 0 | 0 |
| | | | Theft From Motor Vehicle | 1 | 0 | 0 | 0 |
| | | | Theft of Motor Vehicle Parts | 1 | 0 | 0 | 0 |
| | | | Theft - All Other Larceny | 1 | 0 | 0 | 0 |
| | | | Motor Vehicle Theft | 3 | 2 | 3 | 0 |
| | | | Stolen Property Offenses | 0 | 0 | 0 | 0 |
| Group B Arrests | | | | | | | |
| Offense | Adult | Juvenile | | | | | |
| Bad Checks | 0 | 0 | | | | | |
| Curfew/Vagrancy | 0 | 0 | | | | | |
| Disorderly Conduct | 0 | 0 | | | | | |
| DUI | 1 | 0 | | | | | |
| Drunkenness | 1 | 0 | | | | | |
| Family-Non Violent | 0 | 0 | | | | | |
| Liquor Law Violations | 0 | 0 | | | | | |
| Peeping Tom | 0 | 0 | | | | | |
| Runaway | 0 | 0 | | | | | |
| Trespass | 1 | 0 | | | | | |
| All Other Offenses | 5 | 0 | | | | | |
| Total Group B | 8 | 0 | | | | | |

(*) Offenses are counted using the FBI Units of Count for Crime

(**) The 'Arrests' column shows arrests made for incidents during the selected period, regardless of arrest date. Arrest counts for the same period may change over time.

This report is valid as of May 06, 2019 and is subject to change

Alexandria Police Department - NIBRS Agency Crime Overview - 2018

| Crimes Against Society | | | | |
|------------------------------------|-----------|-----------|-----------|----------|
| Animal Cruelty | 0 | 0 | 0 | 0 |
| Drug/Narcotic Violations | 3 | 3 | 3 | 0 |
| Drug/Narcotic Equipment Violations | 0 | 0 | 0 | 0 |
| Gambling - Betting/Wagering | 0 | 0 | 0 | 0 |
| Gambling - Operating/Promoting | 0 | 0 | 0 | 0 |
| Gambling - Equipment Violations | 0 | 0 | 0 | 0 |
| Gambling - Sports Tampering | 0 | 0 | 0 | 0 |
| Pornography/Obscene Material | 0 | 0 | 0 | 0 |
| Prostitution | 0 | 0 | 0 | 0 |
| Prostitution Assisting/Promoting | 0 | 0 | 0 | 0 |
| Purchasing Prostitution | 0 | 0 | 0 | 0 |
| Weapon Law Violations | 0 | 0 | 0 | 0 |
| Total Group A Offenses | 29 | 12 | 11 | 2 |

(*) Offenses are counted using the FBI Units of Count for Crime

(**) The 'Arrests' column shows arrests made for incidents during the selected period, regardless of arrest date. Arrest counts for the same period may change over time.

Algood Police Department - NIBRS Agency Crime Overview - 2018

| Crimes Against Society | | | | |
|------------------------------------|------------|------------|------------|----------|
| Animal Cruelty | 0 | 0 | 0 | 0 |
| Drug/Narcotic Violations | 41 | 33 | 29 | 1 |
| Drug/Narcotic Equipment Violations | 32 | 28 | 3 | 0 |
| Gambling - Betting/Wagering | 0 | 0 | 0 | 0 |
| Gambling - Operating/Promoting | 0 | 0 | 0 | 0 |
| Gambling - Equipment Violations | 0 | 0 | 0 | 0 |
| Gambling - Sports Tampering | 0 | 0 | 0 | 0 |
| Pornography/Obscene Material | 0 | 0 | 0 | 0 |
| Prostitution | 0 | 0 | 0 | 0 |
| Prostitution Assisting/Promoting | 0 | 0 | 0 | 0 |
| Purchasing Prostitution | 0 | 0 | 0 | 0 |
| Weapon Law Violations | 3 | 3 | 0 | 0 |
| Total Group A Offenses | 346 | 144 | 101 | 6 |

(*) Offenses are counted using the FBI Units of Count for Crime

(**) The 'Arrests' column shows arrests made for incidents during the selected period, regardless of arrest date. Arrest counts for the same period may change over time.

Ardmore Police Department - NIBRS Agency Crime Overview - 2018

| 2017 Population Estimate | | 1,234 | | Offenses (*) | | Arrests (**) | | |
|---------------------------------------|---------|----------------------------------|-----------------|-----------------------------------|---------|--------------|----------|---|
| | | | | Reported | Cleared | Adult | Juvenile | |
| Offense Overview | | | | Group A Offenses | | | | |
| Crimes Against Persons | | | | Crimes Against Persons | | | | |
| Offense Total | 70 | Murder | 0 | 0 | 0 | 0 | | |
| Number Cleared | 10 | Negligent Manslaughter | 0 | 0 | 0 | 0 | | |
| Percent Cleared | 14.29 % | Negligent Vehicular Manslaughter | 0 | 0 | 0 | 0 | | |
| Group A Crimes per 100,000 population | 5,672.6 | Kidnapping/Abduction | 1 | 0 | 0 | 0 | | |
| | | Forcible Rape | 0 | 0 | 0 | 0 | | |
| | | Forcible Sodomy | 0 | 0 | 0 | 0 | | |
| | | Sexual Assault W/Object | 0 | 0 | 0 | 0 | | |
| | | Forcible Fondling | 0 | 0 | 0 | 0 | | |
| | | Incest | 0 | 0 | 0 | 0 | | |
| | | Statutory Rape | 0 | 0 | 0 | 0 | | |
| | | Aggravated Assault | 0 | 0 | 0 | 0 | | |
| | | Simple Assault | 3 | 1 | 1 | 0 | | |
| | | Intimidation | 5 | 0 | 0 | 0 | | |
| | | Stalking | 1 | 0 | 0 | 0 | | |
| | | Commercial Sex Acts | 0 | 0 | 0 | 0 | | |
| | | Involuntary Servitude | 0 | 0 | 0 | 0 | | |
| Arrest Overview | | | | Crimes Against Property | | | | |
| Domestic Violence Victims | | | | Crimes Against Property | | | | |
| Offense | | Reported | Cleared | | | | | |
| Murder | | 0 | 0 | Arson | 10 | 3 | 3 | 0 |
| Aggravated Assault | | 0 | 0 | Bribery | 0 | 0 | 0 | 0 |
| Simple Assault | | 3 | 1 | Burglary | 2 | 0 | 0 | 0 |
| Intimidation | | 4 | 0 | Counterfeiting/Forgery | 3 | 0 | 0 | 0 |
| Stalking | | 0 | 0 | Destruction/Damage/Vandalism | 7 | 0 | 0 | 0 |
| Forcible Rape | | 0 | 0 | Embezzlement | 0 | 0 | 0 | 0 |
| Forcible Sodomy | | 0 | 0 | Extortion/Blackmail | 0 | 0 | 0 | 0 |
| Sexual Assault W/Object | | 0 | 0 | Fraud - False Pretenses | 1 | 0 | 0 | 0 |
| Forcible Fondling | | 0 | 0 | Fraud - Credit Card/ATM | 1 | 0 | 0 | 0 |
| Incest | | 0 | 0 | Fraud - Impersonation | 1 | 0 | 0 | 0 |
| Statutory Rape | | 0 | 0 | Fraud - Welfare | 0 | 0 | 0 | 0 |
| Kidnapping/Abduction | | 1 | 0 | Fraud - Wire | 1 | 0 | 0 | 0 |
| Commercial Sex Acts | | 0 | 0 | Fraud - Identity Theft | 0 | 0 | 0 | 0 |
| Involuntary Servitude | | 0 | 0 | Fraud - Computer Hacking/Invasion | 0 | 0 | 0 | 0 |
| Total | | 8 | 1 | Robbery | 0 | 0 | 0 | 0 |
| Group B Arrests | | | | Theft - Pocket-picking | | | | |
| Offense | | Adult | Juvenile | Theft - Purse Snatching | | | | |
| Bad Checks | | 0 | 0 | Theft - Shoplifting | | | | |
| Curfew/Vagrancy | | 0 | 0 | Theft From Building | | | | |
| Disorderly Conduct | | 0 | 0 | Theft From Coin Machine | | | | |
| DUI | | 2 | 0 | Theft From Motor Vehicle | | | | |
| Drunkenness | | 4 | 0 | Theft of Motor Vehicle Parts | | | | |
| Family-Non Violent | | 0 | 0 | Theft - All Other Larceny | | | | |
| Liquor Law Violations | | 0 | 0 | Motor Vehicle Theft | | | | |
| Peeping Tom | | 0 | 0 | Stolen Property Offenses | | | | |
| Runaway | | 0 | 0 | | | | | |
| Trespass | | 0 | 0 | | | | | |
| All Other Offenses | | 2 | 0 | | | | | |
| Total Group B | | 8 | 0 | | | | | |

(*) Offenses are counted using the FBI Units of Count for Crime

(**) The 'Arrests' column shows arrests made for incidents during the selected period, regardless of arrest date. Arrest counts for the same period may change over time.

This report is valid as of May 06, 2019 and is subject to change

Ardmore Police Department - NIBRS Agency Crime Overview - 2018

| Crimes Against Society | | | | |
|------------------------------------|-----------|-----------|----------|----------|
| Animal Cruelty | 0 | 0 | 0 | 0 |
| Drug/Narcotic Violations | 4 | 2 | 2 | 0 |
| Drug/Narcotic Equipment Violations | 1 | 1 | 0 | 0 |
| Gambling - Betting/Wagering | 0 | 0 | 0 | 0 |
| Gambling - Operating/Promoting | 0 | 0 | 0 | 0 |
| Gambling - Equipment Violations | 0 | 0 | 0 | 0 |
| Gambling - Sports Tampering | 0 | 0 | 0 | 0 |
| Pornography/Obscene Material | 0 | 0 | 0 | 0 |
| Prostitution | 0 | 0 | 0 | 0 |
| Prostitution Assisting/Promoting | 0 | 0 | 0 | 0 |
| Purchasing Prostitution | 0 | 0 | 0 | 0 |
| Weapon Law Violations | 0 | 0 | 0 | 0 |
| Total Group A Offenses | 70 | 10 | 9 | 0 |

(*) Offenses are counted using the FBI Units of Count for Crime

(**) The 'Arrests' column shows arrests made for incidents during the selected period, regardless of arrest date. Arrest counts for the same period may change over time.

Ashland City Police Department - NIBRS Agency Crime Overview - 2018

| 2017 Population Estimate | | 4,635 | | Offenses (*) | | Arrests (**) | |
|---------------------------------------|------------|----------------------------------|-----------------------------------|-------------------------------|---------|--------------|----------|
| | | | | Reported | Cleared | Adult | Juvenile |
| Offense Overview | | | | Group A Offenses | | | |
| Crimes Against Persons | | | | Crimes Against Persons | | | |
| Offense Total | 479 | Murder | 0 | 0 | 0 | 0 | |
| Number Cleared | 292 | Negligent Manslaughter | 0 | 0 | 0 | 0 | |
| Percent Cleared | 60.96 % | Negligent Vehicular Manslaughter | 0 | 0 | 0 | 0 | |
| Group A Crimes per 100,000 population | 10,334.4 | Kidnapping/Abduction | 0 | 0 | 0 | 0 | |
| | | Forcible Rape | 0 | 0 | 0 | 0 | |
| | | Forcible Sodomy | 0 | 0 | 0 | 0 | |
| | | Sexual Assault W/Object | 0 | 0 | 0 | 0 | |
| | | Forcible Fondling | 0 | 0 | 0 | 0 | |
| Arrest Overview | | Incest | 0 | 0 | 0 | 0 | |
| Total Arrests | 677 | Statutory Rape | 0 | 0 | 0 | 0 | |
| Adult Arrests | 665 | Aggravated Assault | 13 | 13 | 8 | 0 | |
| Juvenile Arrests | 12 | Simple Assault | 52 | 27 | 18 | 2 | |
| Unknown Age | 0 | Intimidation | 13 | 3 | 1 | 0 | |
| Arrests per 100,000 population | 14,606.3 | Stalking | 0 | 0 | 0 | 0 | |
| | | Commercial Sex Acts | 0 | 0 | 0 | 0 | |
| | | Involuntary Servitude | 0 | 0 | 0 | 0 | |
| Average number offenses/incident | 1.16 | Crimes Against Property | | | | | |
| Domestic Violence Victims | | | | | | | |
| Offense | Reported | Cleared | | | | | |
| Murder | 0 | 0 | Arson | 2 | 0 | 0 | |
| Aggravated Assault | 4 | 4 | Bribery | 0 | 0 | 0 | |
| Simple Assault | 16 | 14 | Burglary | 17 | 4 | 3 | |
| Intimidation | 2 | 0 | Counterfeiting/Forgery | 10 | 6 | 6 | |
| Stalking | 0 | 0 | Destruction/Damage/Vandalism | 41 | 8 | 0 | |
| Forcible Rape | 0 | 0 | Embezzlement | 6 | 5 | 4 | |
| Forcible Sodomy | 0 | 0 | Extortion/Blackmail | 0 | 0 | 0 | |
| Sexual Assault W/Object | 0 | 0 | Fraud - False Pretenses | 21 | 15 | 9 | |
| Forcible Fondling | 0 | 0 | Fraud - Credit Card/ATM | 2 | 2 | 2 | |
| Incest | 0 | 0 | Fraud - Impersonation | 6 | 4 | 2 | |
| Statutory Rape | 0 | 0 | Fraud - Welfare | 0 | 0 | 0 | |
| Kidnapping/Abduction | 0 | 0 | Fraud - Wire | 0 | 0 | 0 | |
| Commercial Sex Acts | 0 | 0 | Fraud - Identity Theft | 0 | 0 | 0 | |
| Involuntary Servitude | 0 | 0 | Fraud - Computer Hacking/Invasion | 0 | 0 | 0 | |
| Total | 22 | 18 | Robbery | 0 | 0 | 0 | |
| | | | Theft - Pocket-picking | 0 | 0 | 0 | |
| | | | Theft - Purse Snatching | 1 | 0 | 0 | |
| | | | Theft - Shoplifting | 144 | 126 | 141 | |
| Group B Arrests | | | Theft From Building | 6 | 2 | 2 | |
| Offense | Adult | Juvenile | Theft From Coin Machine | 1 | 1 | 1 | |
| Bad Checks | 2 | 0 | Theft From Motor Vehicle | 12 | 3 | 0 | |
| Curfew/Vagrancy | 0 | 0 | Theft of Motor Vehicle Parts | 8 | 1 | 3 | |
| Disorderly Conduct | 2 | 0 | Theft - All Other Larceny | 55 | 14 | 12 | |
| DUI | 23 | 0 | Motor Vehicle Theft | 14 | 3 | 2 | |
| Drunkenness | 4 | 0 | Stolen Property Offenses | 2 | 2 | 3 | |
| Family-Non Violent | 2 | 0 | | | | | |
| Liquor Law Violations | 1 | 0 | | | | | |
| Peeping Tom | 0 | 0 | | | | | |
| Runaway | 0 | 0 | | | | | |
| Trespass | 2 | 0 | | | | | |
| All Other Offenses | 379 | 0 | | | | | |
| Total Group B | 415 | 0 | | | | | |

(*) Offenses are counted using the FBI Units of Count for Crime

(**) The 'Arrests' column shows arrests made for incidents during the selected period, regardless of arrest date. Arrest counts for the same period may change over time.

This report is valid as of May 06, 2019 and is subject to change

Ashland City Police Department - NIBRS Agency Crime Overview - 2018

| Crimes Against Society | | | | |
|------------------------------------|------------|------------|------------|-----------|
| Animal Cruelty | 0 | 0 | 0 | 0 |
| Drug/Narcotic Violations | 36 | 36 | 29 | 1 |
| Drug/Narcotic Equipment Violations | 13 | 13 | 1 | 0 |
| Gambling - Betting/Wagering | 0 | 0 | 0 | 0 |
| Gambling - Operating/Promoting | 0 | 0 | 0 | 0 |
| Gambling - Equipment Violations | 0 | 0 | 0 | 0 |
| Gambling - Sports Tampering | 0 | 0 | 0 | 0 |
| Pornography/Obscene Material | 0 | 0 | 0 | 0 |
| Prostitution | 0 | 0 | 0 | 0 |
| Prostitution Assisting/Promoting | 0 | 0 | 0 | 0 |
| Purchasing Prostitution | 0 | 0 | 0 | 0 |
| Weapon Law Violations | 4 | 4 | 3 | 0 |
| Total Group A Offenses | 479 | 292 | 250 | 12 |

(*) Offenses are counted using the FBI Units of Count for Crime

(**) The 'Arrests' column shows arrests made for incidents during the selected period, regardless of arrest date. Arrest counts for the same period may change over time.

Athens Police Department - NIBRS Agency Crime Overview - 2018

| 2017 Population Estimate | 13,615 | Offenses (*) | | Arrests (**) | | |
|---------------------------------------|-----------------|-----------------------------------|---------|--------------|----------|----|
| | | Reported | Cleared | Adult | Juvenile | |
| Offense Overview | | Group A Offenses | | | | |
| Crimes Against Persons | | Crimes Against Persons | | | | |
| Offense Total | 2,739 | Murder | 0 | 0 | 0 | 0 |
| Number Cleared | 1,229 | Negligent Manslaughter | 0 | 0 | 0 | 0 |
| Percent Cleared | 44.87 % | Negligent Vehicular Manslaughter | 0 | 0 | 0 | 0 |
| Group A Crimes per 100,000 population | 20,117.5 | Kidnapping/Abduction | 5 | 5 | 5 | 0 |
| | | Forcible Rape | 5 | 0 | 0 | 0 |
| | | Forcible Sodomy | 2 | 0 | 0 | 0 |
| | | Sexual Assault W/Object | 0 | 0 | 0 | 0 |
| | | Forcible Fondling | 3 | 1 | 1 | 0 |
| | | Incest | 0 | 0 | 0 | 0 |
| | | Statutory Rape | 1 | 0 | 0 | 0 |
| | | Aggravated Assault | 100 | 66 | 44 | 5 |
| | | Simple Assault | 383 | 148 | 103 | 10 |
| | | Intimidation | 69 | 13 | 4 | 4 |
| | | Stalking | 3 | 3 | 3 | 0 |
| | | Commercial Sex Acts | 0 | 0 | 0 | 0 |
| | | Involuntary Servitude | 0 | 0 | 0 | 0 |
| | | Crimes Against Property | | | | |
| | | Arson | 5 | 2 | 1 | 0 |
| | | Bribery | 0 | 0 | 0 | 0 |
| | | Burglary | 172 | 30 | 26 | 11 |
| | | Counterfeiting/Forgery | 41 | 13 | 10 | 0 |
| | | Destruction/Damage/Vandalism | 201 | 40 | 18 | 0 |
| | | Embezzlement | 12 | 4 | 4 | 0 |
| | | Extortion/Blackmail | 1 | 0 | 0 | 0 |
| | | Fraud - False Pretenses | 94 | 29 | 25 | 0 |
| | | Fraud - Credit Card/ATM | 56 | 19 | 8 | 1 |
| | | Fraud - Impersonation | 23 | 22 | 17 | 0 |
| | | Fraud - Welfare | 0 | 0 | 0 | 0 |
| | | Fraud - Wire | 0 | 0 | 0 | 0 |
| | | Fraud - Identity Theft | 0 | 0 | 0 | 0 |
| | | Fraud - Computer Hacking/Invasion | 0 | 0 | 0 | 0 |
| | | Robbery | 12 | 6 | 4 | 1 |
| | | Theft - Pocket-picking | 0 | 0 | 0 | 0 |
| | | Theft - Purse Snatching | 1 | 0 | 0 | 0 |
| | | Theft - Shoplifting | 315 | 168 | 185 | 7 |
| | | Theft From Building | 158 | 20 | 13 | 1 |
| | | Theft From Coin Machine | 0 | 0 | 0 | 0 |
| | | Theft From Motor Vehicle | 141 | 14 | 10 | 2 |
| | | Theft of Motor Vehicle Parts | 54 | 1 | 1 | 0 |
| | | Theft - All Other Larceny | 139 | 9 | 6 | 4 |
| | | Motor Vehicle Theft | 70 | 19 | 12 | 0 |
| | | Stolen Property Offenses | 17 | 17 | 19 | 0 |
| Domestic Violence Victims | | Crimes Against Property | | | | |
| Offense | Reported | Cleared | | | | |
| Murder | 0 | 0 | | | | |
| Aggravated Assault | 36 | 28 | | | | |
| Simple Assault | 215 | 103 | | | | |
| Intimidation | 20 | 0 | | | | |
| Stalking | 1 | 1 | | | | |
| Forcible Rape | 0 | 0 | | | | |
| Forcible Sodomy | 0 | 0 | | | | |
| Sexual Assault W/Object | 0 | 0 | | | | |
| Forcible Fondling | 0 | 0 | | | | |
| Incest | 0 | 0 | | | | |
| Statutory Rape | 0 | 0 | | | | |
| Kidnapping/Abduction | 4 | 4 | | | | |
| Commercial Sex Acts | 0 | 0 | | | | |
| Involuntary Servitude | 0 | 0 | | | | |
| Total | 276 | 136 | | | | |
| Group B Arrests | | Crimes Against Property | | | | |
| Offense | Adult | Juvenile | | | | |
| Bad Checks | 0 | 0 | | | | |
| Curfew/Vagrancy | 0 | 6 | | | | |
| Disorderly Conduct | 27 | 6 | | | | |
| DUI | 47 | 0 | | | | |
| Drunkenness | 53 | 1 | | | | |
| Family-Non Violent | 6 | 0 | | | | |
| Liquor Law Violations | 27 | 1 | | | | |
| Peeping Tom | 0 | 0 | | | | |
| Runaway | 0 | 0 | | | | |
| Trespass | 30 | 0 | | | | |
| All Other Offenses | 47 | 17 | | | | |
| Total Group B | 237 | 31 | | | | |

(*) Offenses are counted using the FBI Units of Count for Crime

(**) The 'Arrests' column shows arrests made for incidents during the selected period, regardless of arrest date. Arrest counts for the same period may change over time.

This report is valid as of May 06, 2019 and is subject to change

Athens Police Department - NIBRS Agency Crime Overview - 2018

| Crimes Against Society | | | | |
|------------------------------------|--------------|--------------|------------|-----------|
| Animal Cruelty | 5 | 2 | 2 | 0 |
| Drug/Narcotic Violations | 344 | 300 | 272 | 7 |
| Drug/Narcotic Equipment Violations | 262 | 241 | 70 | 1 |
| Gambling - Betting/Wagering | 0 | 0 | 0 | 0 |
| Gambling - Operating/Promoting | 0 | 0 | 0 | 0 |
| Gambling - Equipment Violations | 0 | 0 | 0 | 0 |
| Gambling - Sports Tampering | 0 | 0 | 0 | 0 |
| Pornography/Obscene Material | 3 | 2 | 1 | 2 |
| Prostitution | 0 | 0 | 0 | 0 |
| Prostitution Assisting/Promoting | 0 | 0 | 0 | 0 |
| Purchasing Prostitution | 0 | 0 | 0 | 0 |
| Weapon Law Violations | 42 | 35 | 10 | 2 |
| Total Group A Offenses | 2,739 | 1,229 | 874 | 58 |

(*) Offenses are counted using the FBI Units of Count for Crime

(**) The 'Arrests' column shows arrests made for incidents during the selected period, regardless of arrest date. Arrest counts for the same period may change over time.

Atoka Police Department - NIBRS Agency Crime Overview - 2018

| 2017 Population Estimate | | 9,201 | | Offenses (*) | | Arrests (**) | |
|---------------------------------------|-----------|----------------------------------|-----------------------------------|--------------|---------|--------------|----------|
| Offense Overview | | Crimes Against Persons | | Reported | Cleared | Adult | Juvenile |
| Offense Total | 214 | Murder | | 0 | 0 | 0 | 0 |
| Number Cleared | 97 | Negligent Manslaughter | | 0 | 0 | 0 | 0 |
| Percent Cleared | 45.33 % | Negligent Vehicular Manslaughter | | 0 | 0 | 0 | 0 |
| Group A Crimes per 100,000 population | 2,325.8 | Kidnapping/Abduction | | 0 | 0 | 0 | 0 |
| | | Forcible Rape | | 2 | 2 | 0 | 2 |
| | | Forcible Sodomy | | 0 | 0 | 0 | 0 |
| | | Sexual Assault W/Object | | 0 | 0 | 0 | 0 |
| | | Forcible Fondling | | 1 | 0 | 0 | 0 |
| | | Incest | | 0 | 0 | 0 | 0 |
| | | Statutory Rape | | 0 | 0 | 0 | 0 |
| | | Aggravated Assault | | 6 | 6 | 5 | 0 |
| | | Simple Assault | | 47 | 28 | 20 | 7 |
| | | Intimidation | | 1 | 0 | 0 | 0 |
| | | Stalking | | 0 | 0 | 0 | 0 |
| | | Commercial Sex Acts | | 0 | 0 | 0 | 0 |
| | | Involuntary Servitude | | 0 | 0 | 0 | 0 |
| | | Average number offenses/incident | 1.19 | | | | |
| Domestic Violence Victims | | Crimes Against Property | | | | | |
| Offense | Reported | Cleared | | | | | |
| Murder | 0 | 0 | Arson | 1 | 1 | 0 | 2 |
| Aggravated Assault | 3 | 3 | Bribery | 0 | 0 | 0 | 0 |
| Simple Assault | 27 | 18 | Burglary | 10 | 1 | 1 | 0 |
| Intimidation | 0 | 0 | Counterfeiting/Forgery | 2 | 1 | 1 | 0 |
| Stalking | 0 | 0 | Destruction/Damage/Vandalism | 9 | 1 | 0 | 0 |
| Forcible Rape | 1 | 1 | Embezzlement | 0 | 0 | 0 | 0 |
| Forcible Sodomy | 0 | 0 | Extortion/Blackmail | 0 | 0 | 0 | 0 |
| Sexual Assault W/Object | 0 | 0 | Fraud - False Pretenses | 5 | 0 | 0 | 0 |
| Forcible Fondling | 0 | 0 | Fraud - Credit Card/ATM | 4 | 0 | 0 | 0 |
| Incest | 0 | 0 | Fraud - Impersonation | 1 | 0 | 0 | 0 |
| Statutory Rape | 0 | 0 | Fraud - Welfare | 0 | 0 | 0 | 0 |
| Kidnapping/Abduction | 0 | 0 | Fraud - Wire | 0 | 0 | 0 | 0 |
| Commercial Sex Acts | 0 | 0 | Fraud - Identity Theft | 3 | 0 | 0 | 0 |
| Involuntary Servitude | 0 | 0 | Fraud - Computer Hacking/Invasion | 0 | 0 | 0 | 0 |
| Total | 31 | 22 | Robbery | 1 | 1 | 1 | 0 |
| | | | Theft - Pocket-picking | 0 | 0 | 0 | 0 |
| | | | Theft - Purse Snatching | 0 | 0 | 0 | 0 |
| | | | Theft - Shoplifting | 12 | 4 | 3 | 2 |
| | | | Theft From Building | 10 | 2 | 2 | 0 |
| | | | Theft From Coin Machine | 0 | 0 | 0 | 0 |
| | | | Theft From Motor Vehicle | 25 | 1 | 1 | 0 |
| | | | Theft of Motor Vehicle Parts | 0 | 0 | 0 | 0 |
| | | | Theft - All Other Larceny | 19 | 2 | 3 | 0 |
| | | | Motor Vehicle Theft | 5 | 0 | 0 | 0 |
| | | | Stolen Property Offenses | 2 | 0 | 0 | 0 |
| Group B Arrests | | Adult | Juvenile | | | | |
| Offense | Adult | Juvenile | | | | | |
| Bad Checks | 0 | 0 | | | | | |
| Curfew/Vagrancy | 0 | 5 | | | | | |
| Disorderly Conduct | 0 | 1 | | | | | |
| DUI | 13 | 0 | | | | | |
| Drunkenness | 0 | 0 | | | | | |
| Family-Non Violent | 1 | 0 | | | | | |
| Liquor Law Violations | 0 | 0 | | | | | |
| Peeping Tom | 0 | 0 | | | | | |
| Runaway | 0 | 0 | | | | | |
| Trespass | 4 | 0 | | | | | |
| All Other Offenses | 0 | 0 | | | | | |
| Total Group B | 18 | 6 | | | | | |

(*) Offenses are counted using the FBI Units of Count for Crime

(**) The 'Arrests' column shows arrests made for incidents during the selected period, regardless of arrest date. Arrest counts for the same period may change over time.

This report is valid as of May 06, 2019 and is subject to change

Atoka Police Department - NIBRS Agency Crime Overview - 2018

| Crimes Against Society | | | | |
|------------------------------------|------------|-----------|-----------|-----------|
| Animal Cruelty | 0 | 0 | 0 | 0 |
| Drug/Narcotic Violations | 32 | 32 | 36 | 2 |
| Drug/Narcotic Equipment Violations | 15 | 14 | 2 | 0 |
| Gambling - Betting/Wagering | 0 | 0 | 0 | 0 |
| Gambling - Operating/Promoting | 0 | 0 | 0 | 0 |
| Gambling - Equipment Violations | 0 | 0 | 0 | 0 |
| Gambling - Sports Tampering | 0 | 0 | 0 | 0 |
| Pornography/Obscene Material | 0 | 0 | 0 | 0 |
| Prostitution | 0 | 0 | 0 | 0 |
| Prostitution Assisting/Promoting | 0 | 0 | 0 | 0 |
| Purchasing Prostitution | 0 | 0 | 0 | 0 |
| Weapon Law Violations | 1 | 1 | 0 | 0 |
| Total Group A Offenses | 214 | 97 | 75 | 15 |

(*) Offenses are counted using the FBI Units of Count for Crime

(**) The 'Arrests' column shows arrests made for incidents during the selected period, regardless of arrest date. Arrest counts for the same period may change over time.

Baileyton Police Department - NIBRS Agency Crime Overview - 2018

| 2017 Population Estimate | | 440 | | Offenses (*) | | Arrests (**) | |
|---------------------------------------|-----------|----------------------------------|-----------------------------------|-------------------------|---------|--------------|----------|
| Offense Overview | | Crimes Against Persons | | Reported | Cleared | Adult | Juvenile |
| Offense Total | 42 | Murder | | 0 | 0 | 0 | 0 |
| Number Cleared | 23 | Negligent Manslaughter | | 0 | 0 | 0 | 0 |
| Percent Cleared | 54.76 % | Negligent Vehicular Manslaughter | | 0 | 0 | 0 | 0 |
| Group A Crimes per 100,000 population | 9,545.5 | Kidnapping/Abduction | | 0 | 0 | 0 | 0 |
| | | Forcible Rape | | 0 | 0 | 0 | 0 |
| | | Forcible Sodomy | | 0 | 0 | 0 | 0 |
| | | Sexual Assault W/Object | | 0 | 0 | 0 | 0 |
| | | Forcible Fondling | | 0 | 0 | 0 | 0 |
| | | Incest | | 0 | 0 | 0 | 0 |
| | | Statutory Rape | | 0 | 0 | 0 | 0 |
| | | Aggravated Assault | | 1 | 0 | 0 | 0 |
| | | Simple Assault | | 5 | 4 | 2 | 0 |
| | | Intimidation | | 5 | 0 | 0 | 0 |
| | | Stalking | | 0 | 0 | 0 | 0 |
| | | Commercial Sex Acts | | 0 | 0 | 0 | 0 |
| | | Involuntary Servitude | | 0 | 0 | 0 | 0 |
| | | Average number offenses/incident | 1.11 | | | | |
| Domestic Violence Victims | | | | Crimes Against Property | | | |
| Offense | Reported | Cleared | | Reported | Cleared | Adult | Juvenile |
| Murder | 0 | 0 | Arson | 0 | 0 | 0 | 0 |
| Aggravated Assault | 0 | 0 | Bribery | 0 | 0 | 0 | 0 |
| Simple Assault | 5 | 4 | Burglary | 2 | 1 | 0 | 0 |
| Intimidation | 0 | 0 | Counterfeiting/Forgery | 2 | 0 | 0 | 0 |
| Stalking | 0 | 0 | Destruction/Damage/Vandalism | 2 | 1 | 1 | 0 |
| Forcible Rape | 0 | 0 | Embezzlement | 0 | 0 | 0 | 0 |
| Forcible Sodomy | 0 | 0 | Extortion/Blackmail | 0 | 0 | 0 | 0 |
| Sexual Assault W/Object | 0 | 0 | Fraud - False Pretenses | 0 | 0 | 0 | 0 |
| Forcible Fondling | 0 | 0 | Fraud - Credit Card/ATM | 0 | 0 | 0 | 0 |
| Incest | 0 | 0 | Fraud - Impersonation | 0 | 0 | 0 | 0 |
| Statutory Rape | 0 | 0 | Fraud - Welfare | 0 | 0 | 0 | 0 |
| Kidnapping/Abduction | 0 | 0 | Fraud - Wire | 0 | 0 | 0 | 0 |
| Commercial Sex Acts | 0 | 0 | Fraud - Identity Theft | 0 | 0 | 0 | 0 |
| Involuntary Servitude | 0 | 0 | Fraud - Computer Hacking/Invasion | 0 | 0 | 0 | 0 |
| Total | 5 | 4 | Robbery | 0 | 0 | 0 | 0 |
| | | | Theft - Pocket-picking | 0 | 0 | 0 | 0 |
| | | | Theft - Purse Snatching | 0 | 0 | 0 | 0 |
| | | | Theft - Shoplifting | 8 | 5 | 7 | 0 |
| | | | Theft From Building | 2 | 0 | 0 | 0 |
| | | | Theft From Coin Machine | 0 | 0 | 0 | 0 |
| | | | Theft From Motor Vehicle | 0 | 0 | 0 | 0 |
| | | | Theft of Motor Vehicle Parts | 1 | 0 | 0 | 0 |
| | | | Theft - All Other Larceny | 2 | 0 | 0 | 0 |
| | | | Motor Vehicle Theft | 0 | 0 | 0 | 0 |
| | | | Stolen Property Offenses | 0 | 0 | 0 | 0 |
| Group B Arrests | | | | | | | |
| Offense | Adult | Juvenile | | | | | |
| Bad Checks | 0 | 0 | | | | | |
| Curfew/Vagrancy | 0 | 0 | | | | | |
| Disorderly Conduct | 0 | 0 | | | | | |
| DUI | 3 | 0 | | | | | |
| Drunkenness | 2 | 0 | | | | | |
| Family-Non Violent | 0 | 0 | | | | | |
| Liquor Law Violations | 0 | 0 | | | | | |
| Peeping Tom | 0 | 0 | | | | | |
| Runaway | 0 | 0 | | | | | |
| Trespass | 0 | 0 | | | | | |
| All Other Offenses | 36 | 0 | | | | | |
| Total Group B | 41 | 0 | | | | | |

(*) Offenses are counted using the FBI Units of Count for Crime

(**) The 'Arrests' column shows arrests made for incidents during the selected period, regardless of arrest date. Arrest counts for the same period may change over time.

This report is valid as of May 06, 2019 and is subject to change

Baileyton Police Department - NIBRS Agency Crime Overview - 2018

| Crimes Against Society | | | | |
|------------------------------------|-----------|-----------|-----------|----------|
| Animal Cruelty | 0 | 0 | 0 | 0 |
| Drug/Narcotic Violations | 9 | 9 | 11 | 0 |
| Drug/Narcotic Equipment Violations | 3 | 3 | 1 | 0 |
| Gambling - Betting/Wagering | 0 | 0 | 0 | 0 |
| Gambling - Operating/Promoting | 0 | 0 | 0 | 0 |
| Gambling - Equipment Violations | 0 | 0 | 0 | 0 |
| Gambling - Sports Tampering | 0 | 0 | 0 | 0 |
| Pornography/Obscene Material | 0 | 0 | 0 | 0 |
| Prostitution | 0 | 0 | 0 | 0 |
| Prostitution Assisting/Promoting | 0 | 0 | 0 | 0 |
| Purchasing Prostitution | 0 | 0 | 0 | 0 |
| Weapon Law Violations | 0 | 0 | 0 | 0 |
| Total Group A Offenses | 42 | 23 | 22 | 0 |

(*) Offenses are counted using the FBI Units of Count for Crime

(**) The 'Arrests' column shows arrests made for incidents during the selected period, regardless of arrest date. Arrest counts for the same period may change over time.

Bartlett Police Department - NIBRS Agency Crime Overview - 2018

| 2017 Population Estimate | 59,102 | Offenses (*) | | Arrests (**) | | | |
|---------------------------------------|-----------------|----------------------------------|-----------------------------------|--------------|----------|-----|----|
| | | Reported | Cleared | Adult | Juvenile | | |
| Offense Overview | | Group A Offenses | | | | | |
| Crimes Against Persons | | Crimes Against Persons | | | | | |
| Offense Total | 3,333 | Murder | 2 | 2 | 2 | 0 | |
| Number Cleared | 1,605 | Negligent Manslaughter | 0 | 0 | 0 | 0 | |
| Percent Cleared | 48.15 % | Negligent Vehicular Manslaughter | 0 | 0 | 0 | 0 | |
| Group A Crimes per 100,000 population | 5,639.4 | Kidnapping/Abduction | 6 | 5 | 3 | 0 | |
| | | Forcible Rape | 10 | 0 | 0 | 0 | |
| | | Forcible Sodomy | 5 | 0 | 0 | 0 | |
| | | Sexual Assault W/Object | 1 | 0 | 0 | 0 | |
| Arrest Overview | | Forcible Fondling | 16 | 7 | 2 | 2 | |
| Total Arrests | 4,947 | Incest | 0 | 0 | 0 | 0 | |
| Adult Arrests | 4,702 | Statutory Rape | 3 | 1 | 1 | 0 | |
| Juvenile Arrests | 245 | Aggravated Assault | 144 | 104 | 45 | 11 | |
| Unknown Age | 0 | Simple Assault | 380 | 199 | 67 | 24 | |
| Arrests per 100,000 population | 8,370.3 | Intimidation | 241 | 91 | 14 | 1 | |
| | | Stalking | 9 | 4 | 1 | 0 | |
| | | Commercial Sex Acts | 0 | 0 | 0 | 0 | |
| Average number offenses/incident | 1.24 | Involuntary Servitude | 0 | 0 | 0 | 0 | |
| Domestic Violence Victims | | Crimes Against Property | | | | | |
| Offense | Reported | Cleared | | | | | |
| Murder | 1 | 1 | Arson | 0 | 0 | 0 | 0 |
| Aggravated Assault | 52 | 42 | Bribery | 0 | 0 | 0 | 0 |
| Simple Assault | 232 | 116 | Burglary | 127 | 25 | 18 | 2 |
| Intimidation | 66 | 26 | Counterfeiting/Forgery | 55 | 27 | 19 | 1 |
| Stalking | 7 | 4 | Destruction/Damage/Vandalism | 213 | 66 | 15 | 17 |
| Forcible Rape | 2 | 0 | Embezzlement | 19 | 8 | 6 | 0 |
| Forcible Sodomy | 0 | 0 | Extortion/Blackmail | 7 | 1 | 1 | 0 |
| Sexual Assault W/Object | 1 | 0 | Fraud - False Pretenses | 144 | 37 | 20 | 4 |
| Forcible Fondling | 3 | 2 | Fraud - Credit Card/ATM | 63 | 4 | 3 | 0 |
| Incest | 0 | 0 | Fraud - Impersonation | 36 | 30 | 22 | 0 |
| Statutory Rape | 0 | 0 | Fraud - Welfare | 0 | 0 | 0 | 0 |
| Kidnapping/Abduction | 3 | 2 | Fraud - Wire | 15 | 0 | 0 | 0 |
| Commercial Sex Acts | 0 | 0 | Fraud - Identity Theft | 16 | 1 | 0 | 0 |
| Involuntary Servitude | 0 | 0 | Fraud - Computer Hacking/Invasion | 0 | 0 | 0 | 0 |
| Total | 367 | 193 | Robbery | 29 | 13 | 14 | 2 |
| | | | Theft - Pocket-picking | 2 | 0 | 0 | 0 |
| | | | Theft - Purse Snatching | 1 | 0 | 0 | 0 |
| Group B Arrests | | | Theft - Shoplifting | 245 | 152 | 174 | 20 |
| Offense | Adult | Juvenile | Theft From Building | 172 | 30 | 13 | 3 |
| Bad Checks | 1 | 0 | Theft From Coin Machine | 2 | 0 | 0 | 0 |
| Curfew/Vagrancy | 0 | 30 | Theft From Motor Vehicle | 361 | 42 | 26 | 13 |
| Disorderly Conduct | 18 | 12 | Theft of Motor Vehicle Parts | 64 | 9 | 8 | 0 |
| DUI | 83 | 0 | Theft - All Other Larceny | 92 | 16 | 7 | 3 |
| Drunkenness | 66 | 1 | Motor Vehicle Theft | 75 | 14 | 8 | 2 |
| Family-Non Violent | 4 | 2 | Stolen Property Offenses | 34 | 31 | 27 | 1 |
| Liquor Law Violations | 11 | 8 | | | | | |
| Peeping Tom | 0 | 0 | | | | | |
| Runaway | 0 | 0 | | | | | |
| Trespass | 39 | 5 | | | | | |
| All Other Offenses | 3,471 | 32 | | | | | |
| Total Group B | 3,693 | 90 | | | | | |

(*) Offenses are counted using the FBI Units of Count for Crime

(**) The 'Arrests' column shows arrests made for incidents during the selected period, regardless of arrest date. Arrest counts for the same period may change over time.

This report is valid as of May 06, 2019 and is subject to change

Bartlett Police Department - NIBRS Agency Crime Overview - 2018

| Crimes Against Society | | | | |
|------------------------------------|--------------|--------------|--------------|------------|
| Animal Cruelty | 9 | 4 | 3 | 1 |
| Drug/Narcotic Violations | 498 | 465 | 436 | 41 |
| Drug/Narcotic Equipment Violations | 176 | 167 | 19 | 0 |
| Gambling - Betting/Wagering | 0 | 0 | 0 | 0 |
| Gambling - Operating/Promoting | 0 | 0 | 0 | 0 |
| Gambling - Equipment Violations | 0 | 0 | 0 | 0 |
| Gambling - Sports Tampering | 0 | 0 | 0 | 0 |
| Pornography/Obscene Material | 9 | 2 | 0 | 3 |
| Prostitution | 2 | 1 | 0 | 0 |
| Prostitution Assisting/Promoting | 2 | 1 | 0 | 0 |
| Purchasing Prostitution | 0 | 0 | 0 | 0 |
| Weapon Law Violations | 48 | 46 | 35 | 4 |
| Total Group A Offenses | 3,333 | 1,605 | 1,009 | 155 |

(*) Offenses are counted using the FBI Units of Count for Crime

(**) The 'Arrests' column shows arrests made for incidents during the selected period, regardless of arrest date. Arrest counts for the same period may change over time.

Baxter Police Department - NIBRS Agency Crime Overview - 2018

| 2017 Population Estimate | | 1,441 | | Offenses (*) | | Arrests (**) | |
|---------------------------------------|-----------------|----------------------------------|-----------------------------------|--------------------------------|---------|--------------|----------|
| | | | | Reported | Cleared | Adult | Juvenile |
| Offense Overview | | | | Group A Offenses | | | |
| Crimes Against Persons | | | | Crimes Against Persons | | | |
| Offense Total | 114 | Murder | 0 | 0 | 0 | 0 | |
| Number Cleared | 61 | Negligent Manslaughter | 0 | 0 | 0 | 0 | |
| Percent Cleared | 53.51 % | Negligent Vehicular Manslaughter | 0 | 0 | 0 | 0 | |
| Group A Crimes per 100,000 population | 7,911.2 | Kidnapping/Abduction | 0 | 0 | 0 | 0 | |
| | | Forcible Rape | 0 | 0 | 0 | 0 | |
| | | Forcible Sodomy | 0 | 0 | 0 | 0 | |
| | | Sexual Assault W/Object | 0 | 0 | 0 | 0 | |
| Arrest Overview | | Forcible Fondling | 1 | 0 | 0 | 0 | |
| Total Arrests | 69 | Incest | 0 | 0 | 0 | 0 | |
| Adult Arrests | 67 | Statutory Rape | 0 | 0 | 0 | 0 | |
| Juvenile Arrests | 2 | Aggravated Assault | 1 | 1 | 2 | 0 | |
| Unknown Age | 0 | Simple Assault | 13 | 6 | 4 | 0 | |
| Arrests per 100,000 population | 4,788.3 | Intimidation | 10 | 0 | 0 | 0 | |
| | | Stalking | 0 | 0 | 0 | 0 | |
| | | Commercial Sex Acts | 0 | 0 | 0 | 0 | |
| Average number offenses/incident | 1.25 | Involuntary Servitude | 0 | 0 | 0 | 0 | |
| Domestic Violence Victims | | | | Crimes Against Property | | | |
| Offense | Reported | Cleared | | | | | |
| Murder | 0 | 0 | Arson | 0 | 0 | 0 | |
| Aggravated Assault | 1 | 1 | Bribery | 0 | 0 | 0 | |
| Simple Assault | 9 | 5 | Burglary | 5 | 1 | 0 | |
| Intimidation | 2 | 0 | Counterfeiting/Forgery | 2 | 1 | 0 | |
| Stalking | 0 | 0 | Destruction/Damage/Vandalism | 5 | 0 | 0 | |
| Forcible Rape | 0 | 0 | Embezzlement | 0 | 0 | 0 | |
| Forcible Sodomy | 0 | 0 | Extortion/Blackmail | 0 | 0 | 0 | |
| Sexual Assault W/Object | 0 | 0 | Fraud - False Pretenses | 0 | 0 | 0 | |
| Forcible Fondling | 0 | 0 | Fraud - Credit Card/ATM | 2 | 0 | 0 | |
| Incest | 0 | 0 | Fraud - Impersonation | 1 | 0 | 0 | |
| Statutory Rape | 0 | 0 | Fraud - Welfare | 0 | 0 | 0 | |
| Kidnapping/Abduction | 0 | 0 | Fraud - Wire | 0 | 0 | 0 | |
| Commercial Sex Acts | 0 | 0 | Fraud - Identity Theft | 1 | 1 | 1 | |
| Involuntary Servitude | 0 | 0 | Fraud - Computer Hacking/Invasion | 0 | 0 | 0 | |
| Total | 12 | 6 | Robbery | 0 | 0 | 0 | |
| | | | Theft - Pocket-picking | 0 | 0 | 0 | |
| | | | Theft - Purse Snatching | 1 | 0 | 0 | |
| | | | Theft - Shoplifting | 8 | 5 | 5 | |
| Group B Arrests | | | Theft From Building | 1 | 0 | 0 | |
| Offense | Adult | Juvenile | Theft From Coin Machine | 0 | 0 | 0 | |
| Bad Checks | 1 | 0 | Theft From Motor Vehicle | 1 | 0 | 0 | |
| Curfew/Vagrancy | 1 | 0 | Theft of Motor Vehicle Parts | 0 | 0 | 0 | |
| Disorderly Conduct | 0 | 0 | Theft - All Other Larceny | 10 | 1 | 0 | |
| DUI | 4 | 0 | Motor Vehicle Theft | 3 | 0 | 0 | |
| Drunkenness | 10 | 0 | Stolen Property Offenses | 5 | 3 | 1 | |
| Family-Non Violent | 0 | 0 | | | | | |
| Liquor Law Violations | 0 | 0 | | | | | |
| Peeping Tom | 0 | 0 | | | | | |
| Runaway | 0 | 0 | | | | | |
| Trespass | 2 | 0 | | | | | |
| All Other Offenses | 6 | 0 | | | | | |
| Total Group B | 24 | 0 | | | | | |

(*) Offenses are counted using the FBI Units of Count for Crime

(**) The 'Arrests' column shows arrests made for incidents during the selected period, regardless of arrest date. Arrest counts for the same period may change over time.

This report is valid as of May 06, 2019 and is subject to change

Baxter Police Department - NIBRS Agency Crime Overview - 2018

| Crimes Against Society | | | | |
|------------------------------------|------------|-----------|-----------|----------|
| Animal Cruelty | 0 | 0 | 0 | 0 |
| Drug/Narcotic Violations | 22 | 22 | 22 | 0 |
| Drug/Narcotic Equipment Violations | 20 | 19 | 7 | 0 |
| Gambling - Betting/Wagering | 0 | 0 | 0 | 0 |
| Gambling - Operating/Promoting | 0 | 0 | 0 | 0 |
| Gambling - Equipment Violations | 0 | 0 | 0 | 0 |
| Gambling - Sports Tampering | 0 | 0 | 0 | 0 |
| Pornography/Obscene Material | 0 | 0 | 0 | 0 |
| Prostitution | 0 | 0 | 0 | 0 |
| Prostitution Assisting/Promoting | 1 | 0 | 0 | 0 |
| Purchasing Prostitution | 0 | 0 | 0 | 0 |
| Weapon Law Violations | 1 | 1 | 1 | 0 |
| Total Group A Offenses | 114 | 61 | 43 | 2 |

(*) Offenses are counted using the FBI Units of Count for Crime

(**) The 'Arrests' column shows arrests made for incidents during the selected period, regardless of arrest date. Arrest counts for the same period may change over time.

Bean Station Police Department - NIBRS Agency Crime Overview - 2018

| 2017 Population Estimate | | 3,114 | | Offenses (*) | | Arrests (**) | |
|---------------------------------------|---------|-----------------------------------|----------|--------------|---------|--------------|----------|
| Offense Overview | | Group A Offenses | | Reported | Cleared | Adult | Juvenile |
| | | Crimes Against Persons | | | | | |
| Offense Total | 67 | Murder | | 1 | 1 | 2 | 0 |
| Number Cleared | 43 | Negligent Manslaughter | | 0 | 0 | 0 | 0 |
| Percent Cleared | 64.18 % | Negligent Vehicular Manslaughter | | 0 | 0 | 0 | 0 |
| Group A Crimes per 100,000 population | 2,151.6 | Kidnapping/Abduction | | 0 | 0 | 0 | 0 |
| | | Forcible Rape | | 0 | 0 | 0 | 0 |
| | | Forcible Sodomy | | 0 | 0 | 0 | 0 |
| | | Sexual Assault W/Object | | 0 | 0 | 0 | 0 |
| | | Forcible Fondling | | 0 | 0 | 0 | 0 |
| | | Incest | | 0 | 0 | 0 | 0 |
| | | Statutory Rape | | 0 | 0 | 0 | 0 |
| | | Aggravated Assault | | 1 | 0 | 0 | 0 |
| | | Simple Assault | | 5 | 3 | 2 | 1 |
| | | Intimidation | | 0 | 0 | 0 | 0 |
| | | Stalking | | 0 | 0 | 0 | 0 |
| | | Commercial Sex Acts | | 0 | 0 | 0 | 0 |
| | | Involuntary Servitude | | 0 | 0 | 0 | 0 |
| | | Crimes Against Property | | | | | |
| | | Arson | | 1 | 1 | 1 | 0 |
| | | Bribery | | 0 | 0 | 0 | 0 |
| | | Burglary | | 3 | 0 | 0 | 0 |
| | | Counterfeiting/Forgery | | 0 | 0 | 0 | 0 |
| | | Destruction/Damage/Vandalism | | 3 | 1 | 1 | 0 |
| | | Embezzlement | | 0 | 0 | 0 | 0 |
| | | Extortion/Blackmail | | 0 | 0 | 0 | 0 |
| | | Fraud - False Pretenses | | 0 | 0 | 0 | 0 |
| | | Fraud - Credit Card/ATM | | 0 | 0 | 0 | 0 |
| | | Fraud - Impersonation | | 0 | 0 | 0 | 0 |
| | | Fraud - Welfare | | 0 | 0 | 0 | 0 |
| | | Fraud - Wire | | 0 | 0 | 0 | 0 |
| | | Fraud - Identity Theft | | 0 | 0 | 0 | 0 |
| | | Fraud - Computer Hacking/Invasion | | 0 | 0 | 0 | 0 |
| | | Robbery | | 1 | 0 | 0 | 0 |
| | | Theft - Pocket-picking | | 0 | 0 | 0 | 0 |
| | | Theft - Purse Snatching | | 0 | 0 | 0 | 0 |
| | | Theft - Shoplifting | | 4 | 4 | 6 | 0 |
| | | Theft From Building | | 2 | 0 | 0 | 0 |
| | | Theft From Coin Machine | | 0 | 0 | 0 | 0 |
| | | Theft From Motor Vehicle | | 1 | 0 | 0 | 0 |
| | | Theft of Motor Vehicle Parts | | 3 | 0 | 0 | 0 |
| | | Theft - All Other Larceny | | 7 | 1 | 2 | 0 |
| | | Motor Vehicle Theft | | 3 | 0 | 0 | 0 |
| | | Stolen Property Offenses | | 0 | 0 | 0 | 0 |
| Average number offenses/incident | | 1.24 | | | | | |
| Domestic Violence Victims | | | | | | | |
| Offense | | Reported | Cleared | | | | |
| Murder | | 0 | 0 | | | | |
| Aggravated Assault | | 1 | 0 | | | | |
| Simple Assault | | 4 | 3 | | | | |
| Intimidation | | 0 | 0 | | | | |
| Stalking | | 0 | 0 | | | | |
| Forcible Rape | | 0 | 0 | | | | |
| Forcible Sodomy | | 0 | 0 | | | | |
| Sexual Assault W/Object | | 0 | 0 | | | | |
| Forcible Fondling | | 0 | 0 | | | | |
| Incest | | 0 | 0 | | | | |
| Statutory Rape | | 0 | 0 | | | | |
| Kidnapping/Abduction | | 0 | 0 | | | | |
| Commercial Sex Acts | | 0 | 0 | | | | |
| Involuntary Servitude | | 0 | 0 | | | | |
| Total | | 5 | 3 | | | | |
| Group B Arrests | | | | | | | |
| Offense | | Adult | Juvenile | | | | |
| Bad Checks | | 0 | 0 | | | | |
| Curfew/Vagrancy | | 0 | 0 | | | | |
| Disorderly Conduct | | 0 | 0 | | | | |
| DUI | | 11 | 0 | | | | |
| Drunkenness | | 9 | 0 | | | | |
| Family-Non Violent | | 0 | 0 | | | | |
| Liquor Law Violations | | 1 | 0 | | | | |
| Peeping Tom | | 0 | 0 | | | | |
| Runaway | | 0 | 0 | | | | |
| Trespass | | 0 | 0 | | | | |
| All Other Offenses | | 0 | 0 | | | | |
| Total Group B | | 21 | 0 | | | | |

(*) Offenses are counted using the FBI Units of Count for Crime

(**) The 'Arrests' column shows arrests made for incidents during the selected period, regardless of arrest date. Arrest counts for the same period may change over time.

This report is valid as of May 06, 2019 and is subject to change

Bean Station Police Department - NIBRS Agency Crime Overview - 2018

| Crimes Against Society | | | | |
|------------------------------------|-----------|-----------|-----------|----------|
| Animal Cruelty | 0 | 0 | 0 | 0 |
| Drug/Narcotic Violations | 20 | 20 | 23 | 0 |
| Drug/Narcotic Equipment Violations | 11 | 11 | 4 | 0 |
| Gambling - Betting/Wagering | 0 | 0 | 0 | 0 |
| Gambling - Operating/Promoting | 0 | 0 | 0 | 0 |
| Gambling - Equipment Violations | 0 | 0 | 0 | 0 |
| Gambling - Sports Tampering | 0 | 0 | 0 | 0 |
| Pornography/Obscene Material | 0 | 0 | 0 | 0 |
| Prostitution | 0 | 0 | 0 | 0 |
| Prostitution Assisting/Promoting | 0 | 0 | 0 | 0 |
| Purchasing Prostitution | 0 | 0 | 0 | 0 |
| Weapon Law Violations | 1 | 1 | 2 | 0 |
| Total Group A Offenses | 67 | 43 | 43 | 1 |

(*) Offenses are counted using the FBI Units of Count for Crime

(**) The 'Arrests' column shows arrests made for incidents during the selected period, regardless of arrest date. Arrest counts for the same period may change over time.

Belle Meade Police Department - NIBRS Agency Crime Overview - 2018

| 2017 Population Estimate | | 2,914 | | Offenses (*) | | Arrests (**) | |
|---------------------------------------|-----------------|----------------------------------|--|--------------------------------|---------|--------------|----------|
| | | | | Reported | Cleared | Adult | Juvenile |
| Offense Overview | | | | Group A Offenses | | | |
| Crimes Against Persons | | | | Crimes Against Persons | | | |
| Offense Total | 70 | Murder | 0 | 0 | 0 | 0 | |
| Number Cleared | 11 | Negligent Manslaughter | 0 | 0 | 0 | 0 | |
| Percent Cleared | 15.71 % | Negligent Vehicular Manslaughter | 0 | 0 | 0 | 0 | |
| Group A Crimes per 100,000 population | 2,402.2 | Kidnapping/Abduction | 0 | 0 | 0 | 0 | |
| | | Forcible Rape | 0 | 0 | 0 | 0 | |
| | | Forcible Sodomy | 0 | 0 | 0 | 0 | |
| | | Sexual Assault W/Object | 0 | 0 | 0 | 0 | |
| | | Forcible Fondling | 0 | 0 | 0 | 0 | |
| Arrest Overview | | Incest | 0 | 0 | 0 | 0 | |
| Total Arrests | 35 | Statutory Rape | 0 | 0 | 0 | 0 | |
| Adult Arrests | 35 | Aggravated Assault | 1 | 0 | 0 | 0 | |
| Juvenile Arrests | 0 | Simple Assault | 1 | 1 | 1 | 0 | |
| Unknown Age | 0 | Intimidation | 1 | 0 | 0 | 0 | |
| Arrests per 100,000 population | 1,201.1 | Stalking | 0 | 0 | 0 | 0 | |
| | | Commercial Sex Acts | 0 | 0 | 0 | 0 | |
| Average number offenses/incident | 1.13 | Involuntary Servitude | 0 | 0 | 0 | 0 | |
| Domestic Violence Victims | | | | Crimes Against Property | | | |
| Offense | Reported | Cleared | Arson | | | | |
| Murder | 0 | 0 | 0 | 0 | 0 | 0 | |
| Aggravated Assault | 1 | 0 | Bribery | | | | |
| Simple Assault | 0 | 0 | 0 | 0 | 0 | 0 | |
| Intimidation | 0 | 0 | Burglary | | | | |
| Stalking | 0 | 0 | 3 | 0 | 0 | 0 | |
| Forcible Rape | 0 | 0 | Counterfeiting/Forgery | | | | |
| Forcible Sodomy | 0 | 0 | 2 | 0 | 0 | 0 | |
| Sexual Assault W/Object | 0 | 0 | Destruction/Damage/Vandalism | | | | |
| Forcible Fondling | 0 | 0 | 7 | 0 | 0 | 0 | |
| Incest | 0 | 0 | Embezzlement | | | | |
| Statutory Rape | 0 | 0 | 2 | 2 | 2 | 0 | |
| Kidnapping/Abduction | 0 | 0 | Extortion/Blackmail | | | | |
| Commercial Sex Acts | 0 | 0 | 12 | 0 | 0 | 0 | |
| Involuntary Servitude | 0 | 0 | Fraud - False Pretenses | | | | |
| Total | 1 | 0 | 2 | 0 | 0 | 0 | |
| | | | Fraud - Credit Card/ATM | | | | |
| Group B Arrests | | | 8 | 0 | 0 | 0 | |
| Offense | Adult | Juvenile | Fraud - Impersonation | | | | |
| Bad Checks | 0 | 0 | 1 | 0 | 0 | 0 | |
| Curfew/Vagrancy | 0 | 0 | Fraud - Welfare | | | | |
| Disorderly Conduct | 0 | 0 | 0 | 0 | 0 | 0 | |
| DUI | 25 | 0 | Fraud - Wire | | | | |
| Drunkenness | 0 | 0 | 0 | 0 | 0 | 0 | |
| Family-Non Violent | 0 | 0 | Fraud - Identity Theft | | | | |
| Liquor Law Violations | 0 | 0 | 0 | 0 | 0 | 0 | |
| Peeping Tom | 0 | 0 | Fraud - Computer Hacking/Invasion | | | | |
| Runaway | 0 | 0 | 0 | 0 | 0 | 0 | |
| Trespass | 0 | 0 | Robbery | | | | |
| All Other Offenses | 3 | 0 | 0 | 0 | 0 | 0 | |
| Total Group B | 28 | 0 | Theft - Pocket-picking | | | | |
| | | | 0 | 0 | 0 | 0 | |
| | | | Theft - Purse Snatching | | | | |
| | | | 0 | 0 | 0 | 0 | |
| | | | Theft - Shoplifting | | | | |
| | | | 0 | 0 | 0 | 0 | |
| | | | Theft From Building | | | | |
| | | | 4 | 0 | 0 | 0 | |
| | | | Theft From Coin Machine | | | | |
| | | | 0 | 0 | 0 | 0 | |
| | | | Theft From Motor Vehicle | | | | |
| | | | 9 | 0 | 0 | 0 | |
| | | | Theft of Motor Vehicle Parts | | | | |
| | | | 2 | 1 | 1 | 0 | |
| | | | Theft - All Other Larceny | | | | |
| | | | 5 | 0 | 0 | 0 | |
| | | | Motor Vehicle Theft | | | | |
| | | | 2 | 0 | 0 | 0 | |
| | | | Stolen Property Offenses | | | | |
| | | | 1 | 1 | 1 | 0 | |

(*) Offenses are counted using the FBI Units of Count for Crime

(**) The 'Arrests' column shows arrests made for incidents during the selected period, regardless of arrest date. Arrest counts for the same period may change over time.

This report is valid as of May 06, 2019 and is subject to change

Belle Meade Police Department - NIBRS Agency Crime Overview - 2018

| Crimes Against Society | | | | |
|------------------------------------|-----------|-----------|----------|----------|
| Animal Cruelty | 0 | 0 | 0 | 0 |
| Drug/Narcotic Violations | 4 | 3 | 1 | 0 |
| Drug/Narcotic Equipment Violations | 3 | 3 | 1 | 0 |
| Gambling - Betting/Wagering | 0 | 0 | 0 | 0 |
| Gambling - Operating/Promoting | 0 | 0 | 0 | 0 |
| Gambling - Equipment Violations | 0 | 0 | 0 | 0 |
| Gambling - Sports Tampering | 0 | 0 | 0 | 0 |
| Pornography/Obscene Material | 0 | 0 | 0 | 0 |
| Prostitution | 0 | 0 | 0 | 0 |
| Prostitution Assisting/Promoting | 0 | 0 | 0 | 0 |
| Purchasing Prostitution | 0 | 0 | 0 | 0 |
| Weapon Law Violations | 0 | 0 | 0 | 0 |
| Total Group A Offenses | 70 | 11 | 7 | 0 |

(*) Offenses are counted using the FBI Units of Count for Crime

(**) The 'Arrests' column shows arrests made for incidents during the selected period, regardless of arrest date. Arrest counts for the same period may change over time.

Bells Police Department - NIBRS Agency Crime Overview - 2018

| 2017 Population Estimate | | 2,478 | | Offenses (*) | | Arrests (**) | | | |
|---------------------------------------|-----------|-------------------------|-----------------------------------|----------------------------------|---------|--------------|----------|----|---|
| Offense Overview | | Group A Offenses | | Reported | Cleared | Adult | Juvenile | | |
| Offense Total | | 121 | | Murder | | 0 | 0 | 0 | 0 |
| Number Cleared | | 56 | | Negligent Manslaughter | | 0 | 0 | 0 | 0 |
| Percent Cleared | | 46.28 % | | Negligent Vehicular Manslaughter | | 0 | 0 | 0 | 0 |
| Group A Crimes per 100,000 population | | 4,883.0 | | Kidnapping/Abduction | | 0 | 0 | 0 | 0 |
| | | | | Forcible Rape | | 1 | 0 | 0 | 0 |
| | | | | Forcible Sodomy | | 0 | 0 | 0 | 0 |
| | | | | Sexual Assault W/Object | | 0 | 0 | 0 | 0 |
| Arrest Overview | | Group A Offenses | | Forcible Fondling | | 4 | 4 | 1 | 1 |
| Total Arrests | | 57 | | Incest | | 0 | 0 | 0 | 0 |
| Adult Arrests | | 45 | | Statutory Rape | | 0 | 0 | 0 | 0 |
| Juvenile Arrests | | 12 | | Aggravated Assault | | 12 | 6 | 4 | 0 |
| Unknown Age | | 0 | | Simple Assault | | 23 | 19 | 16 | 0 |
| Arrests per 100,000 population | | 2,300.2 | | Intimidation | | 16 | 5 | 3 | 4 |
| | | | | Stalking | | 0 | 0 | 0 | 0 |
| | | | | Commercial Sex Acts | | 0 | 0 | 0 | 0 |
| Average number offenses/incident | | 1.27 | | Involuntary Servitude | | 0 | 0 | 0 | 0 |
| Domestic Violence Victims | | Crimes Against Property | | Arson | | 0 | 0 | 0 | 0 |
| Offense | Reported | Cleared | Bribery | | 0 | 0 | 0 | 0 | |
| Murder | 0 | 0 | Burglary | | 9 | 4 | 2 | 7 | |
| Aggravated Assault | 1 | 1 | Counterfeiting/Forgery | | 5 | 1 | 1 | 0 | |
| Simple Assault | 22 | 18 | Destruction/Damage/Vandalism | | 15 | 3 | 0 | 0 | |
| Intimidation | 1 | 1 | Embezzlement | | 0 | 0 | 0 | 0 | |
| Stalking | 0 | 0 | Extortion/Blackmail | | 0 | 0 | 0 | 0 | |
| Forcible Rape | 0 | 0 | Fraud - False Pretenses | | 2 | 1 | 0 | 0 | |
| Forcible Sodomy | 0 | 0 | Fraud - Credit Card/ATM | | 3 | 2 | 0 | 0 | |
| Sexual Assault W/Object | 0 | 0 | Fraud - Impersonation | | 1 | 1 | 1 | 0 | |
| Forcible Fondling | 2 | 2 | Fraud - Welfare | | 0 | 0 | 0 | 0 | |
| Incest | 0 | 0 | Fraud - Wire | | 0 | 0 | 0 | 0 | |
| Statutory Rape | 0 | 0 | Fraud - Identity Theft | | 2 | 2 | 2 | 0 | |
| Kidnapping/Abduction | 0 | 0 | Fraud - Computer Hacking/Invasion | | 0 | 0 | 0 | 0 | |
| Commercial Sex Acts | 0 | 0 | Robbery | | 0 | 0 | 0 | 0 | |
| Involuntary Servitude | 0 | 0 | Theft - Pocket-picking | | 0 | 0 | 0 | 0 | |
| Total | 26 | 22 | Theft - Purse Snatching | | 0 | 0 | 0 | 0 | |
| Group B Arrests | | Theft - Shoplifting | | 3 | 1 | 2 | 0 | | |
| Offense | Adult | Juvenile | Theft From Building | | 2 | 0 | 0 | 0 | |
| Bad Checks | 0 | 0 | Theft From Coin Machine | | 1 | 0 | 0 | 0 | |
| Curfew/Vagrancy | 0 | 0 | Theft From Motor Vehicle | | 3 | 0 | 0 | 0 | |
| Disorderly Conduct | 0 | 0 | Theft of Motor Vehicle Parts | | 1 | 0 | 0 | 0 | |
| DUI | 2 | 0 | Theft - All Other Larceny | | 10 | 1 | 0 | 0 | |
| Drunkenness | 1 | 0 | Motor Vehicle Theft | | 2 | 0 | 0 | 0 | |
| Family-Non Violent | 0 | 0 | Stolen Property Offenses | | 0 | 0 | 0 | 0 | |
| Liquor Law Violations | 0 | 0 | | | | | | | |
| Peeping Tom | 0 | 0 | | | | | | | |
| Runaway | 0 | 0 | | | | | | | |
| Trespass | 1 | 0 | | | | | | | |
| All Other Offenses | 4 | 0 | | | | | | | |
| Total Group B | 8 | 0 | | | | | | | |

(*) Offenses are counted using the FBI Units of Count for Crime

(**) The 'Arrests' column shows arrests made for incidents during the selected period, regardless of arrest date. Arrest counts for the same period may change over time.

This report is valid as of May 06, 2019 and is subject to change

Bells Police Department - NIBRS Agency Crime Overview - 2018

| Crimes Against Society | | | | |
|------------------------------------|------------|-----------|-----------|-----------|
| Animal Cruelty | 0 | 0 | 0 | 0 |
| Drug/Narcotic Violations | 3 | 3 | 4 | 0 |
| Drug/Narcotic Equipment Violations | 1 | 1 | 0 | 0 |
| Gambling - Betting/Wagering | 0 | 0 | 0 | 0 |
| Gambling - Operating/Promoting | 0 | 0 | 0 | 0 |
| Gambling - Equipment Violations | 0 | 0 | 0 | 0 |
| Gambling - Sports Tampering | 0 | 0 | 0 | 0 |
| Pornography/Obscene Material | 0 | 0 | 0 | 0 |
| Prostitution | 0 | 0 | 0 | 0 |
| Prostitution Assisting/Promoting | 0 | 0 | 0 | 0 |
| Purchasing Prostitution | 0 | 0 | 0 | 0 |
| Weapon Law Violations | 2 | 2 | 1 | 0 |
| Total Group A Offenses | 121 | 56 | 37 | 12 |

(*) Offenses are counted using the FBI Units of Count for Crime

(**) The 'Arrests' column shows arrests made for incidents during the selected period, regardless of arrest date. Arrest counts for the same period may change over time.

Benton Police Department - NIBRS Agency Crime Overview - 2018

| 2017 Population Estimate | | 1,289 | | Offenses (*) | | Arrests (**) | |
|---------------------------------------|-----------------|-----------------------------------|--------------|-------------------------------|---------|--------------|----------|
| | | | | Reported | Cleared | Adult | Juvenile |
| Offense Overview | | | | Group A Offenses | | | |
| Crimes Against Persons | | | | Crimes Against Persons | | | |
| Offense Total | 186 | Murder | 0 | 0 | 0 | 0 | 0 |
| Number Cleared | 156 | Negligent Manslaughter | 0 | 0 | 0 | 0 | 0 |
| Percent Cleared | 83.87 % | Negligent Vehicular Manslaughter | 0 | 0 | 0 | 0 | 0 |
| Group A Crimes per 100,000 population | 14,429.8 | Kidnapping/Abduction | 0 | 0 | 0 | 0 | 0 |
| | | Forcible Rape | 0 | 0 | 0 | 0 | 0 |
| | | Forcible Sodomy | 0 | 0 | 0 | 0 | 0 |
| | | Sexual Assault W/Object | 0 | 0 | 0 | 0 | 0 |
| | | Forcible Fondling | 0 | 0 | 0 | 0 | 0 |
| | | Incest | 0 | 0 | 0 | 0 | 0 |
| | | Statutory Rape | 0 | 0 | 0 | 0 | 0 |
| | | Aggravated Assault | 3 | 3 | 3 | 0 | 0 |
| | | Simple Assault | 11 | 9 | 9 | 0 | 0 |
| | | Intimidation | 1 | 1 | 1 | 0 | 0 |
| | | Stalking | 1 | 1 | 1 | 0 | 0 |
| | | Commercial Sex Acts | 0 | 0 | 0 | 0 | 0 |
| | | Involuntary Servitude | 0 | 0 | 0 | 0 | 0 |
| | | Crimes Against Property | | | | | |
| | | Arson | 1 | 1 | 1 | 0 | 0 |
| | | Bribery | 0 | 0 | 0 | 0 | 0 |
| | | Burglary | 1 | 1 | 1 | 0 | 0 |
| | | Counterfeiting/Forgery | 0 | 0 | 0 | 0 | 0 |
| | | Destruction/Damage/Vandalism | 6 | 1 | 1 | 0 | 0 |
| | | Embezzlement | 0 | 0 | 0 | 0 | 0 |
| | | Extortion/Blackmail | 0 | 0 | 0 | 0 | 0 |
| | | Fraud - False Pretenses | 0 | 0 | 0 | 0 | 0 |
| | | Fraud - Credit Card/ATM | 0 | 0 | 0 | 0 | 0 |
| | | Fraud - Impersonation | 2 | 0 | 0 | 0 | 0 |
| | | Fraud - Welfare | 0 | 0 | 0 | 0 | 0 |
| | | Fraud - Wire | 0 | 0 | 0 | 0 | 0 |
| | | Fraud - Identity Theft | 0 | 0 | 0 | 0 | 0 |
| | | Fraud - Computer Hacking/Invasion | 0 | 0 | 0 | 0 | 0 |
| | | Robbery | 0 | 0 | 0 | 0 | 0 |
| | | Theft - Pocket-picking | 0 | 0 | 0 | 0 | 0 |
| | | Theft - Purse Snatching | 0 | 0 | 0 | 0 | 0 |
| | | Theft - Shoplifting | 6 | 3 | 3 | 0 | 0 |
| | | Theft From Building | 9 | 4 | 4 | 0 | 0 |
| | | Theft From Coin Machine | 0 | 0 | 0 | 0 | 0 |
| | | Theft From Motor Vehicle | 1 | 0 | 0 | 0 | 0 |
| | | Theft of Motor Vehicle Parts | 0 | 0 | 0 | 0 | 0 |
| | | Theft - All Other Larceny | 10 | 1 | 1 | 0 | 0 |
| | | Motor Vehicle Theft | 2 | 1 | 1 | 0 | 0 |
| | | Stolen Property Offenses | 0 | 0 | 0 | 0 | 0 |
| Domestic Violence Victims | | | | Group B Arrests | | | |
| Offense | Reported | Cleared | Adult | Juvenile | | | |
| Murder | 0 | 0 | 0 | 0 | | | |
| Aggravated Assault | 0 | 0 | 0 | 0 | | | |
| Simple Assault | 9 | 8 | 0 | 0 | | | |
| Intimidation | 1 | 1 | 0 | 0 | | | |
| Stalking | 0 | 0 | 0 | 0 | | | |
| Forcible Rape | 0 | 0 | 0 | 0 | | | |
| Forcible Sodomy | 0 | 0 | 0 | 0 | | | |
| Sexual Assault W/Object | 0 | 0 | 0 | 0 | | | |
| Forcible Fondling | 0 | 0 | 0 | 0 | | | |
| Incest | 0 | 0 | 0 | 0 | | | |
| Statutory Rape | 0 | 0 | 0 | 0 | | | |
| Kidnapping/Abduction | 0 | 0 | 0 | 0 | | | |
| Commercial Sex Acts | 0 | 0 | 0 | 0 | | | |
| Involuntary Servitude | 0 | 0 | 0 | 0 | | | |
| Total | 10 | 9 | 0 | 0 | | | |
| Group B Arrests | | | | Group B Arrests | | | |
| Offense | Adult | Juvenile | | | | | |
| Bad Checks | 0 | 0 | | | | | |
| Curfew/Vagrancy | 0 | 0 | | | | | |
| Disorderly Conduct | 1 | 0 | | | | | |
| DUI | 12 | 0 | | | | | |
| Drunkenness | 3 | 0 | | | | | |
| Family-Non Violent | 2 | 0 | | | | | |
| Liquor Law Violations | 24 | 1 | | | | | |
| Peeping Tom | 0 | 0 | | | | | |
| Runaway | 0 | 0 | | | | | |
| Trespass | 1 | 0 | | | | | |
| All Other Offenses | 4 | 0 | | | | | |
| Total Group B | 47 | 1 | | | | | |

(*) Offenses are counted using the FBI Units of Count for Crime

(**) The 'Arrests' column shows arrests made for incidents during the selected period, regardless of arrest date. Arrest counts for the same period may change over time.

Benton Police Department - NIBRS Agency Crime Overview - 2018

| Crimes Against Society | | | | |
|------------------------------------|------------|------------|------------|----------|
| Animal Cruelty | 0 | 0 | 0 | 0 |
| Drug/Narcotic Violations | 74 | 73 | 94 | 0 |
| Drug/Narcotic Equipment Violations | 54 | 53 | 15 | 2 |
| Gambling - Betting/Wagering | 0 | 0 | 0 | 0 |
| Gambling - Operating/Promoting | 0 | 0 | 0 | 0 |
| Gambling - Equipment Violations | 0 | 0 | 0 | 0 |
| Gambling - Sports Tampering | 0 | 0 | 0 | 0 |
| Pornography/Obscene Material | 0 | 0 | 0 | 0 |
| Prostitution | 0 | 0 | 0 | 0 |
| Prostitution Assisting/Promoting | 0 | 0 | 0 | 0 |
| Purchasing Prostitution | 0 | 0 | 0 | 0 |
| Weapon Law Violations | 4 | 4 | 2 | 0 |
| Total Group A Offenses | 186 | 156 | 137 | 2 |

(*) Offenses are counted using the FBI Units of Count for Crime

(**) The 'Arrests' column shows arrests made for incidents during the selected period, regardless of arrest date. Arrest counts for the same period may change over time.

Berry Hill Police Department - NIBRS Agency Crime Overview - 2018

| 2017 Population Estimate | | 526 | | Offenses (*) | | Arrests (**) | |
|---------------------------------------|-----------|-----------------------------------|--|--------------|---------|--------------|----------|
| Offense Overview | | Group A Offenses | | Reported | Cleared | Adult | Juvenile |
| | | Crimes Against Persons | | | | | |
| Offense Total | 195 | Murder | | 0 | 0 | 0 | 0 |
| Number Cleared | 32 | Negligent Manslaughter | | 0 | 0 | 0 | 0 |
| Percent Cleared | 16.41 % | Negligent Vehicular Manslaughter | | 0 | 0 | 0 | 0 |
| Group A Crimes per 100,000 population | 37,072.2 | Kidnapping/Abduction | | 0 | 0 | 0 | 0 |
| | | Forcible Rape | | 0 | 0 | 0 | 0 |
| | | Forcible Sodomy | | 0 | 0 | 0 | 0 |
| | | Sexual Assault W/Object | | 0 | 0 | 0 | 0 |
| | | Forcible Fondling | | 0 | 0 | 0 | 0 |
| | | Incest | | 0 | 0 | 0 | 0 |
| | | Statutory Rape | | 0 | 0 | 0 | 0 |
| | | Aggravated Assault | | 5 | 4 | 3 | 0 |
| | | Simple Assault | | 8 | 5 | 2 | 0 |
| | | Intimidation | | 8 | 1 | 1 | 0 |
| | | Stalking | | 1 | 0 | 0 | 0 |
| | | Commercial Sex Acts | | 0 | 0 | 0 | 0 |
| | | Involuntary Servitude | | 0 | 0 | 0 | 0 |
| | | Crimes Against Property | | | | | |
| | | Arson | | 0 | 0 | 0 | 0 |
| | | Bribery | | 0 | 0 | 0 | 0 |
| | | Burglary | | 13 | 1 | 0 | 0 |
| | | Counterfeiting/Forgery | | 6 | 0 | 0 | 0 |
| | | Destruction/Damage/Vandalism | | 25 | 5 | 3 | 0 |
| | | Embezzlement | | 7 | 1 | 0 | 0 |
| | | Extortion/Blackmail | | 0 | 0 | 0 | 0 |
| | | Fraud - False Pretenses | | 16 | 1 | 3 | 0 |
| | | Fraud - Credit Card/ATM | | 3 | 0 | 0 | 0 |
| | | Fraud - Impersonation | | 1 | 0 | 0 | 0 |
| | | Fraud - Welfare | | 0 | 0 | 0 | 0 |
| | | Fraud - Wire | | 1 | 0 | 0 | 0 |
| | | Fraud - Identity Theft | | 0 | 0 | 0 | 0 |
| | | Fraud - Computer Hacking/Invasion | | 0 | 0 | 0 | 0 |
| | | Robbery | | 3 | 2 | 2 | 0 |
| | | Theft - Pocket-picking | | 0 | 0 | 0 | 0 |
| | | Theft - Purse Snatching | | 0 | 0 | 0 | 0 |
| | | Theft - Shoplifting | | 36 | 4 | 6 | 0 |
| | | Theft From Building | | 7 | 0 | 0 | 0 |
| | | Theft From Coin Machine | | 0 | 0 | 0 | 0 |
| | | Theft From Motor Vehicle | | 23 | 1 | 0 | 0 |
| | | Theft of Motor Vehicle Parts | | 4 | 0 | 0 | 0 |
| | | Theft - All Other Larceny | | 13 | 1 | 2 | 0 |
| | | Motor Vehicle Theft | | 7 | 1 | 0 | 1 |
| | | Stolen Property Offenses | | 0 | 0 | 0 | 0 |
| Average number offenses/incident | | 1.12 | | | | | |
| Domestic Violence Victims | | | | | | | |
| Offense | Reported | Cleared | | | | | |
| Murder | 0 | 0 | | | | | |
| Aggravated Assault | 0 | 0 | | | | | |
| Simple Assault | 4 | 4 | | | | | |
| Intimidation | 1 | 0 | | | | | |
| Stalking | 0 | 0 | | | | | |
| Forcible Rape | 0 | 0 | | | | | |
| Forcible Sodomy | 0 | 0 | | | | | |
| Sexual Assault W/Object | 0 | 0 | | | | | |
| Forcible Fondling | 0 | 0 | | | | | |
| Incest | 0 | 0 | | | | | |
| Statutory Rape | 0 | 0 | | | | | |
| Kidnapping/Abduction | 0 | 0 | | | | | |
| Commercial Sex Acts | 0 | 0 | | | | | |
| Involuntary Servitude | 0 | 0 | | | | | |
| Total | 5 | 4 | | | | | |
| Group B Arrests | | | | | | | |
| Offense | Adult | Juvenile | | | | | |
| Bad Checks | 0 | 0 | | | | | |
| Curfew/Vagrancy | 0 | 0 | | | | | |
| Disorderly Conduct | 5 | 1 | | | | | |
| DUI | 1 | 0 | | | | | |
| Drunkenness | 16 | 0 | | | | | |
| Family-Non Violent | 3 | 0 | | | | | |
| Liquor Law Violations | 2 | 1 | | | | | |
| Peeping Tom | 0 | 0 | | | | | |
| Runaway | 0 | 0 | | | | | |
| Trespass | 8 | 0 | | | | | |
| All Other Offenses | 19 | 3 | | | | | |
| Total Group B | 54 | 5 | | | | | |

(*) Offenses are counted using the FBI Units of Count for Crime

(**) The 'Arrests' column shows arrests made for incidents during the selected period, regardless of arrest date. Arrest counts for the same period may change over time.

This report is valid as of May 06, 2019 and is subject to change

Berry Hill Police Department - NIBRS Agency Crime Overview - 2018

| Crimes Against Society | | | | |
|------------------------------------|------------|-----------|-----------|----------|
| Animal Cruelty | 0 | 0 | 0 | 0 |
| Drug/Narcotic Violations | 4 | 2 | 1 | 0 |
| Drug/Narcotic Equipment Violations | 3 | 3 | 3 | 0 |
| Gambling - Betting/Wagering | 0 | 0 | 0 | 0 |
| Gambling - Operating/Promoting | 0 | 0 | 0 | 0 |
| Gambling - Equipment Violations | 0 | 0 | 0 | 0 |
| Gambling - Sports Tampering | 0 | 0 | 0 | 0 |
| Pornography/Obscene Material | 0 | 0 | 0 | 0 |
| Prostitution | 0 | 0 | 0 | 0 |
| Prostitution Assisting/Promoting | 0 | 0 | 0 | 0 |
| Purchasing Prostitution | 0 | 0 | 0 | 0 |
| Weapon Law Violations | 1 | 0 | 0 | 0 |
| Total Group A Offenses | 195 | 32 | 26 | 1 |

(*) Offenses are counted using the FBI Units of Count for Crime

(**) The 'Arrests' column shows arrests made for incidents during the selected period, regardless of arrest date. Arrest counts for the same period may change over time.

Big Sandy Police Department - NIBRS Agency Crime Overview - 2018

| 2017 Population Estimate | | 520 | | Offenses (*) | | Arrests (**) | |
|---------------------------------------|----------|----------------------------------|-----------------------------------|-------------------------|---------|--------------|----------|
| Offense Overview | | Group A Offenses | | Reported | Cleared | Adult | Juvenile |
| | | Crimes Against Persons | | | | | |
| Offense Total | 31 | Murder | | 0 | 0 | 0 | 0 |
| Number Cleared | 23 | Negligent Manslaughter | | 0 | 0 | 0 | 0 |
| Percent Cleared | 74.19 % | Negligent Vehicular Manslaughter | | 0 | 0 | 0 | 0 |
| Group A Crimes per 100,000 population | 5,961.5 | Kidnapping/Abduction | | 0 | 0 | 0 | 0 |
| | | Forcible Rape | | 0 | 0 | 0 | 0 |
| | | Forcible Sodomy | | 0 | 0 | 0 | 0 |
| | | Sexual Assault W/Object | | 0 | 0 | 0 | 0 |
| | | Forcible Fondling | | 0 | 0 | 0 | 0 |
| | | Incest | | 0 | 0 | 0 | 0 |
| | | Statutory Rape | | 0 | 0 | 0 | 0 |
| | | Aggravated Assault | | 1 | 1 | 0 | 1 |
| | | Simple Assault | | 3 | 3 | 3 | 0 |
| | | Intimidation | | 0 | 0 | 0 | 0 |
| | | Stalking | | 0 | 0 | 0 | 0 |
| | | Commercial Sex Acts | | 0 | 0 | 0 | 0 |
| | | Involuntary Servitude | | 0 | 0 | 0 | 0 |
| | | Average number offenses/incident | 1.41 | | | | |
| Domestic Violence Victims | | | | Crimes Against Property | | | |
| Offense | Reported | Cleared | | | | | |
| Murder | 0 | 0 | Arson | 1 | 0 | 0 | 0 |
| Aggravated Assault | 1 | 1 | Bribery | 0 | 0 | 0 | 0 |
| Simple Assault | 1 | 1 | Burglary | 1 | 0 | 0 | 0 |
| Intimidation | 0 | 0 | Counterfeiting/Forgery | 1 | 0 | 0 | 0 |
| Stalking | 0 | 0 | Destruction/Damage/Vandalism | 2 | 1 | 0 | 0 |
| Forcible Rape | 0 | 0 | Embezzlement | 0 | 0 | 0 | 0 |
| Forcible Sodomy | 0 | 0 | Extortion/Blackmail | 0 | 0 | 0 | 0 |
| Sexual Assault W/Object | 0 | 0 | Fraud - False Pretenses | 0 | 0 | 0 | 0 |
| Forcible Fondling | 0 | 0 | Fraud - Credit Card/ATM | 0 | 0 | 0 | 0 |
| Incest | 0 | 0 | Fraud - Impersonation | 0 | 0 | 0 | 0 |
| Statutory Rape | 0 | 0 | Fraud - Welfare | 0 | 0 | 0 | 0 |
| Kidnapping/Abduction | 0 | 0 | Fraud - Wire | 0 | 0 | 0 | 0 |
| Commercial Sex Acts | 0 | 0 | Fraud - Identity Theft | 0 | 0 | 0 | 0 |
| Involuntary Servitude | 0 | 0 | Fraud - Computer Hacking/Invasion | 0 | 0 | 0 | 0 |
| Total | 2 | 2 | Robbery | 0 | 0 | 0 | 0 |
| | | | Theft - Pocket-picking | 0 | 0 | 0 | 0 |
| | | | Theft - Purse Snatching | 0 | 0 | 0 | 0 |
| | | | Theft - Shoplifting | 2 | 2 | 2 | 0 |
| | | | Theft From Building | 2 | 2 | 2 | 0 |
| | | | Theft From Coin Machine | 0 | 0 | 0 | 0 |
| | | | Theft From Motor Vehicle | 1 | 0 | 0 | 0 |
| | | | Theft of Motor Vehicle Parts | 0 | 0 | 0 | 0 |
| | | | Theft - All Other Larceny | 3 | 1 | 5 | 0 |
| | | | Motor Vehicle Theft | 1 | 1 | 1 | 0 |
| | | | Stolen Property Offenses | 0 | 0 | 0 | 0 |
| Group B Arrests | | | | | | | |
| Offense | Adult | Juvenile | | | | | |
| Bad Checks | 0 | 0 | | | | | |
| Curfew/Vagrancy | 0 | 0 | | | | | |
| Disorderly Conduct | 0 | 0 | | | | | |
| DUI | 3 | 0 | | | | | |
| Drunkenness | 0 | 0 | | | | | |
| Family-Non Violent | 0 | 0 | | | | | |
| Liquor Law Violations | 0 | 0 | | | | | |
| Peeping Tom | 0 | 0 | | | | | |
| Runaway | 0 | 0 | | | | | |
| Trespass | 0 | 0 | | | | | |
| All Other Offenses | 0 | 0 | | | | | |
| Total Group B | 3 | 0 | | | | | |

(*) Offenses are counted using the FBI Units of Count for Crime

(**) The 'Arrests' column shows arrests made for incidents during the selected period, regardless of arrest date. Arrest counts for the same period may change over time.

This report is valid as of May 06, 2019 and is subject to change

Big Sandy Police Department - NIBRS Agency Crime Overview - 2018

| Crimes Against Society | | | | |
|------------------------------------|-----------|-----------|-----------|----------|
| Animal Cruelty | 0 | 0 | 0 | 0 |
| Drug/Narcotic Violations | 6 | 5 | 5 | 0 |
| Drug/Narcotic Equipment Violations | 7 | 7 | 2 | 0 |
| Gambling - Betting/Wagering | 0 | 0 | 0 | 0 |
| Gambling - Operating/Promoting | 0 | 0 | 0 | 0 |
| Gambling - Equipment Violations | 0 | 0 | 0 | 0 |
| Gambling - Sports Tampering | 0 | 0 | 0 | 0 |
| Pornography/Obscene Material | 0 | 0 | 0 | 0 |
| Prostitution | 0 | 0 | 0 | 0 |
| Prostitution Assisting/Promoting | 0 | 0 | 0 | 0 |
| Purchasing Prostitution | 0 | 0 | 0 | 0 |
| Weapon Law Violations | 0 | 0 | 0 | 0 |
| Total Group A Offenses | 31 | 23 | 20 | 1 |

(*) Offenses are counted using the FBI Units of Count for Crime

(**) The 'Arrests' column shows arrests made for incidents during the selected period, regardless of arrest date. Arrest counts for the same period may change over time.

Blaine Police Department - NIBRS Agency Crime Overview - 2018

| 2017 Population Estimate | 1,877 | Offenses (*) | | Arrests (**) | | | |
|---------------------------------------|-----------------|----------------------------------|-----------------------------------|--------------|----------|---|---|
| | | Reported | Cleared | Adult | Juvenile | | |
| Offense Overview | | Group A Offenses | | | | | |
| Crimes Against Persons | | Crimes Against Persons | | | | | |
| Offense Total | 34 | Murder | 0 | 0 | 0 | 0 | |
| Number Cleared | 11 | Negligent Manslaughter | 0 | 0 | 0 | 0 | |
| Percent Cleared | 32.35 % | Negligent Vehicular Manslaughter | 0 | 0 | 0 | 0 | |
| Group A Crimes per 100,000 population | 1,811.4 | Kidnapping/Abduction | 0 | 0 | 0 | 0 | |
| | | Forcible Rape | 0 | 0 | 0 | 0 | |
| | | Forcible Sodomy | 0 | 0 | 0 | 0 | |
| | | Sexual Assault W/Object | 0 | 0 | 0 | 0 | |
| Arrest Overview | | Forcible Fondling | 0 | 0 | 0 | 0 | |
| Total Arrests | 14 | Incest | 0 | 0 | 0 | 0 | |
| Adult Arrests | 14 | Statutory Rape | 0 | 0 | 0 | 0 | |
| Juvenile Arrests | 0 | Aggravated Assault | 0 | 0 | 0 | 0 | |
| Unknown Age | 0 | Simple Assault | 7 | 3 | 3 | 0 | |
| Arrests per 100,000 population | 745.9 | Intimidation | 0 | 0 | 0 | 0 | |
| | | Stalking | 0 | 0 | 0 | 0 | |
| | | Commercial Sex Acts | 0 | 0 | 0 | 0 | |
| Average number offenses/incident | 1.03 | Involuntary Servitude | 0 | 0 | 0 | 0 | |
| Domestic Violence Victims | | Crimes Against Property | | | | | |
| Offense | Reported | Cleared | | | | | |
| Murder | 0 | 0 | Arson | 0 | 0 | 0 | 0 |
| Aggravated Assault | 0 | 0 | Bribery | 0 | 0 | 0 | 0 |
| Simple Assault | 4 | 3 | Burglary | 1 | 0 | 0 | 0 |
| Intimidation | 0 | 0 | Counterfeiting/Forgery | 3 | 1 | 1 | 0 |
| Stalking | 0 | 0 | Destruction/Damage/Vandalism | 3 | 1 | 1 | 0 |
| Forcible Rape | 0 | 0 | Embezzlement | 0 | 0 | 0 | 0 |
| Forcible Sodomy | 0 | 0 | Extortion/Blackmail | 0 | 0 | 0 | 0 |
| Sexual Assault W/Object | 0 | 0 | Fraud - False Pretenses | 0 | 0 | 0 | 0 |
| Forcible Fondling | 0 | 0 | Fraud - Credit Card/ATM | 1 | 1 | 2 | 0 |
| Incest | 0 | 0 | Fraud - Impersonation | 0 | 0 | 0 | 0 |
| Statutory Rape | 0 | 0 | Fraud - Welfare | 0 | 0 | 0 | 0 |
| Kidnapping/Abduction | 0 | 0 | Fraud - Wire | 0 | 0 | 0 | 0 |
| Commercial Sex Acts | 0 | 0 | Fraud - Identity Theft | 0 | 0 | 0 | 0 |
| Involuntary Servitude | 0 | 0 | Fraud - Computer Hacking/Invasion | 0 | 0 | 0 | 0 |
| Total | 4 | 3 | Robbery | 0 | 0 | 0 | 0 |
| Group B Arrests | | | Theft - Pocket-picking | 0 | 0 | 0 | 0 |
| Offense | Adult | Juvenile | Theft - Purse Snatching | 0 | 0 | 0 | 0 |
| Bad Checks | 0 | 0 | Theft - Shoplifting | 4 | 2 | 2 | 0 |
| Curfew/Vagrancy | 0 | 0 | Theft From Building | 0 | 0 | 0 | 0 |
| Disorderly Conduct | 1 | 0 | Theft From Coin Machine | 0 | 0 | 0 | 0 |
| DUI | 2 | 0 | Theft From Motor Vehicle | 2 | 0 | 0 | 0 |
| Drunkenness | 0 | 0 | Theft of Motor Vehicle Parts | 0 | 0 | 0 | 0 |
| Family-Non Violent | 0 | 0 | Theft - All Other Larceny | 7 | 1 | 1 | 0 |
| Liquor Law Violations | 0 | 0 | Motor Vehicle Theft | 4 | 0 | 0 | 0 |
| Peeping Tom | 0 | 0 | Stolen Property Offenses | 0 | 0 | 0 | 0 |
| Runaway | 0 | 0 | | | | | |
| Trespass | 0 | 0 | | | | | |
| All Other Offenses | 0 | 0 | | | | | |
| Total Group B | 3 | 0 | | | | | |

(*) Offenses are counted using the FBI Units of Count for Crime

(**) The 'Arrests' column shows arrests made for incidents during the selected period, regardless of arrest date. Arrest counts for the same period may change over time.

This report is valid as of May 06, 2019 and is subject to change

Blaine Police Department - NIBRS Agency Crime Overview - 2018

| Crimes Against Society | | | | |
|------------------------------------|-----------|-----------|-----------|----------|
| Animal Cruelty | 0 | 0 | 0 | 0 |
| Drug/Narcotic Violations | 0 | 0 | 0 | 0 |
| Drug/Narcotic Equipment Violations | 1 | 1 | 0 | 0 |
| Gambling - Betting/Wagering | 0 | 0 | 0 | 0 |
| Gambling - Operating/Promoting | 0 | 0 | 0 | 0 |
| Gambling - Equipment Violations | 0 | 0 | 0 | 0 |
| Gambling - Sports Tampering | 0 | 0 | 0 | 0 |
| Pornography/Obscene Material | 0 | 0 | 0 | 0 |
| Prostitution | 0 | 0 | 0 | 0 |
| Prostitution Assisting/Promoting | 0 | 0 | 0 | 0 |
| Purchasing Prostitution | 0 | 0 | 0 | 0 |
| Weapon Law Violations | 1 | 1 | 1 | 0 |
| Total Group A Offenses | 34 | 11 | 11 | 0 |

(*) Offenses are counted using the FBI Units of Count for Crime

(**) The 'Arrests' column shows arrests made for incidents during the selected period, regardless of arrest date. Arrest counts for the same period may change over time.

Bluff City Police Department - NIBRS Agency Crime Overview - 2018

| 2017 Population Estimate | | 1,664 | | Offenses (*) | | Arrests (**) | |
|---------------------------------------|-----------|----------------------------------|-----------------|--------------------------------|---------|--------------|----------|
| | | | | Reported | Cleared | Adult | Juvenile |
| Offense Overview | | | | Group A Offenses | | | |
| Crimes Against Persons | | | | Crimes Against Persons | | | |
| Offense Total | 97 | Murder | 0 | 0 | 0 | 0 | 0 |
| Number Cleared | 45 | Negligent Manslaughter | 0 | 0 | 0 | 0 | 0 |
| Percent Cleared | 46.39 % | Negligent Vehicular Manslaughter | 0 | 0 | 0 | 0 | 0 |
| Group A Crimes per 100,000 population | 5,829.3 | Kidnapping/Abduction | 0 | 0 | 0 | 0 | 0 |
| | | Forcible Rape | 0 | 0 | 0 | 0 | 0 |
| | | Forcible Sodomy | 0 | 0 | 0 | 0 | 0 |
| | | Sexual Assault W/Object | 0 | 0 | 0 | 0 | 0 |
| | | Forcible Fondling | 0 | 0 | 0 | 0 | 0 |
| | | Incest | 0 | 0 | 0 | 0 | 0 |
| | | Statutory Rape | 0 | 0 | 0 | 0 | 0 |
| | | Aggravated Assault | 8 | 6 | 2 | 0 | 0 |
| | | Simple Assault | 15 | 6 | 4 | 0 | 0 |
| | | Intimidation | 1 | 0 | 0 | 0 | 0 |
| | | Stalking | 0 | 0 | 0 | 0 | 0 |
| | | Commercial Sex Acts | 0 | 0 | 0 | 0 | 0 |
| | | Involuntary Servitude | 0 | 0 | 0 | 0 | 0 |
| Arrest Overview | | | | Crimes Against Property | | | |
| Domestic Violence Victims | | | | Crimes Against Property | | | |
| Offense | | Reported | Cleared | | | | |
| Murder | 0 | 0 | 0 | 0 | 0 | 0 | 0 |
| Aggravated Assault | 2 | 1 | 0 | 0 | 0 | 0 | 0 |
| Simple Assault | 14 | 6 | 0 | 0 | 0 | 0 | 0 |
| Intimidation | 1 | 0 | 0 | 0 | 0 | 0 | 0 |
| Stalking | 0 | 0 | 0 | 0 | 0 | 0 | 0 |
| Forcible Rape | 0 | 0 | 0 | 0 | 0 | 0 | 0 |
| Forcible Sodomy | 0 | 0 | 0 | 0 | 0 | 0 | 0 |
| Sexual Assault W/Object | 0 | 0 | 0 | 0 | 0 | 0 | 0 |
| Forcible Fondling | 0 | 0 | 0 | 0 | 0 | 0 | 0 |
| Incest | 0 | 0 | 0 | 0 | 0 | 0 | 0 |
| Statutory Rape | 0 | 0 | 0 | 0 | 0 | 0 | 0 |
| Kidnapping/Abduction | 0 | 0 | 0 | 0 | 0 | 0 | 0 |
| Commercial Sex Acts | 0 | 0 | 0 | 0 | 0 | 0 | 0 |
| Involuntary Servitude | 0 | 0 | 0 | 0 | 0 | 0 | 0 |
| Total | 17 | 7 | | | | | |
| Group B Arrests | | | | Crimes Against Property | | | |
| Offense | | Adult | Juvenile | | | | |
| Bad Checks | 0 | 0 | 0 | 0 | 0 | 0 | 0 |
| Curfew/Vagrancy | 0 | 0 | 0 | 0 | 0 | 0 | 0 |
| Disorderly Conduct | 1 | 0 | 0 | 0 | 0 | 0 | 0 |
| DUI | 1 | 0 | 0 | 0 | 0 | 0 | 0 |
| Drunkenness | 1 | 0 | 0 | 0 | 0 | 0 | 0 |
| Family-Non Violent | 0 | 0 | 0 | 0 | 0 | 0 | 0 |
| Liquor Law Violations | 0 | 0 | 0 | 0 | 0 | 0 | 0 |
| Peeping Tom | 0 | 0 | 0 | 0 | 0 | 0 | 0 |
| Runaway | 0 | 0 | 0 | 0 | 0 | 0 | 0 |
| Trespass | 0 | 0 | 0 | 0 | 0 | 0 | 0 |
| All Other Offenses | 2 | 0 | 0 | 0 | 0 | 0 | 0 |
| Total Group B | 5 | 0 | | | | | |

(*) Offenses are counted using the FBI Units of Count for Crime

(**) The 'Arrests' column shows arrests made for incidents during the selected period, regardless of arrest date. Arrest counts for the same period may change over time.

This report is valid as of May 06, 2019 and is subject to change

Bluff City Police Department - NIBRS Agency Crime Overview - 2018

| Crimes Against Society | | | | |
|------------------------------------|-----------|-----------|-----------|----------|
| Animal Cruelty | 0 | 0 | 0 | 0 |
| Drug/Narcotic Violations | 11 | 11 | 14 | 0 |
| Drug/Narcotic Equipment Violations | 10 | 10 | 2 | 0 |
| Gambling - Betting/Wagering | 0 | 0 | 0 | 0 |
| Gambling - Operating/Promoting | 0 | 0 | 0 | 0 |
| Gambling - Equipment Violations | 0 | 0 | 0 | 0 |
| Gambling - Sports Tampering | 0 | 0 | 0 | 0 |
| Pornography/Obscene Material | 0 | 0 | 0 | 0 |
| Prostitution | 0 | 0 | 0 | 0 |
| Prostitution Assisting/Promoting | 0 | 0 | 0 | 0 |
| Purchasing Prostitution | 0 | 0 | 0 | 0 |
| Weapon Law Violations | 2 | 2 | 0 | 0 |
| Total Group A Offenses | 97 | 45 | 26 | 1 |

(*) Offenses are counted using the FBI Units of Count for Crime

(**) The 'Arrests' column shows arrests made for incidents during the selected period, regardless of arrest date. Arrest counts for the same period may change over time.

Bolivar Police Department - NIBRS Agency Crime Overview - 2018

| 2017 Population Estimate | | 5,002 | | Offenses (*) | | Arrests (**) | |
|---------------------------------------|---------|-----------------------------------|-----------|--------------|---------|--------------|----------|
| Offense Overview | | Crimes Against Persons | | Reported | Cleared | Adult | Juvenile |
| Offense Total | 450 | Murder | | 1 | 1 | 1 | 2 |
| Number Cleared | 215 | Negligent Manslaughter | | 0 | 0 | 0 | 0 |
| Percent Cleared | 47.78 % | Negligent Vehicular Manslaughter | | 0 | 0 | 0 | 0 |
| Group A Crimes per 100,000 population | 8,996.4 | Kidnapping/Abduction | | 3 | 3 | 1 | 0 |
| | | Forcible Rape | | 1 | 1 | 1 | 0 |
| | | Forcible Sodomy | | 0 | 0 | 0 | 0 |
| | | Sexual Assault W/Object | | 0 | 0 | 0 | 0 |
| | | Forcible Fondling | | 0 | 0 | 0 | 0 |
| | | Incest | | 0 | 0 | 0 | 0 |
| | | Statutory Rape | | 0 | 0 | 0 | 0 |
| | | Aggravated Assault | | 42 | 22 | 14 | 4 |
| | | Simple Assault | | 57 | 48 | 38 | 5 |
| | | Intimidation | | 10 | 5 | 2 | 1 |
| | | Stalking | | 0 | 0 | 0 | 0 |
| | | Commercial Sex Acts | | 0 | 0 | 0 | 0 |
| | | Involuntary Servitude | | 0 | 0 | 0 | 0 |
| | | Crimes Against Property | | | | | |
| | | Arson | | 1 | 1 | 0 | 0 |
| | | Bribery | | 0 | 0 | 0 | 0 |
| | | Burglary | | 50 | 10 | 8 | 3 |
| | | Counterfeiting/Forgery | | 9 | 1 | 1 | 0 |
| | | Destruction/Damage/Vandalism | | 61 | 22 | 11 | 6 |
| | | Embezzlement | | 4 | 4 | 3 | 0 |
| | | Extortion/Blackmail | | 0 | 0 | 0 | 0 |
| | | Fraud - False Pretenses | | 3 | 1 | 1 | 0 |
| | | Fraud - Credit Card/ATM | | 7 | 1 | 0 | 0 |
| | | Fraud - Impersonation | | 2 | 1 | 1 | 0 |
| | | Fraud - Welfare | | 0 | 0 | 0 | 0 |
| | | Fraud - Wire | | 0 | 0 | 0 | 0 |
| | | Fraud - Identity Theft | | 3 | 0 | 0 | 0 |
| | | Fraud - Computer Hacking/Invasion | | 0 | 0 | 0 | 0 |
| | | Robbery | | 9 | 4 | 3 | 0 |
| | | Theft - Pocket-picking | | 0 | 0 | 0 | 0 |
| | | Theft - Purse Snatching | | 1 | 0 | 0 | 0 |
| | | Theft - Shoplifting | | 13 | 9 | 8 | 0 |
| | | Theft From Building | | 7 | 1 | 1 | 0 |
| | | Theft From Coin Machine | | 0 | 0 | 0 | 0 |
| | | Theft From Motor Vehicle | | 17 | 2 | 1 | 0 |
| | | Theft of Motor Vehicle Parts | | 5 | 0 | 0 | 0 |
| | | Theft - All Other Larceny | | 33 | 3 | 2 | 0 |
| | | Motor Vehicle Theft | | 15 | 6 | 1 | 4 |
| | | Stolen Property Offenses | | 1 | 1 | 1 | 0 |
| Domestic Violence Victims | | | | | | | |
| Offense | | Reported | Cleared | | | | |
| Murder | | 0 | 0 | | | | |
| Aggravated Assault | | 12 | 7 | | | | |
| Simple Assault | | 30 | 24 | | | | |
| Intimidation | | 3 | 3 | | | | |
| Stalking | | 0 | 0 | | | | |
| Forcible Rape | | 1 | 1 | | | | |
| Forcible Sodomy | | 0 | 0 | | | | |
| Sexual Assault W/Object | | 0 | 0 | | | | |
| Forcible Fondling | | 0 | 0 | | | | |
| Incest | | 0 | 0 | | | | |
| Statutory Rape | | 0 | 0 | | | | |
| Kidnapping/Abduction | | 1 | 1 | | | | |
| Commercial Sex Acts | | 0 | 0 | | | | |
| Involuntary Servitude | | 0 | 0 | | | | |
| Total | | 47 | 36 | | | | |
| Group B Arrests | | | | | | | |
| Offense | | Adult | Juvenile | | | | |
| Bad Checks | | 0 | 0 | | | | |
| Curfew/Vagrancy | | 0 | 4 | | | | |
| Disorderly Conduct | | 16 | 10 | | | | |
| DUI | | 27 | 1 | | | | |
| Drunkenness | | 11 | 0 | | | | |
| Family-Non Violent | | 0 | 0 | | | | |
| Liquor Law Violations | | 1 | 1 | | | | |
| Peeping Tom | | 0 | 0 | | | | |
| Runaway | | 0 | 0 | | | | |
| Trespass | | 7 | 0 | | | | |
| All Other Offenses | | 19 | 1 | | | | |
| Total Group B | | 81 | 17 | | | | |

(*) Offenses are counted using the FBI Units of Count for Crime

(**) The 'Arrests' column shows arrests made for incidents during the selected period, regardless of arrest date. Arrest counts for the same period may change over time.

This report is valid as of May 06, 2019 and is subject to change

Bolivar Police Department - NIBRS Agency Crime Overview - 2018

| Crimes Against Society | | | | |
|------------------------------------|------------|------------|------------|-----------|
| Animal Cruelty | 0 | 0 | 0 | 0 |
| Drug/Narcotic Violations | 53 | 40 | 35 | 2 |
| Drug/Narcotic Equipment Violations | 21 | 19 | 2 | 0 |
| Gambling - Betting/Wagering | 0 | 0 | 0 | 0 |
| Gambling - Operating/Promoting | 0 | 0 | 0 | 0 |
| Gambling - Equipment Violations | 0 | 0 | 0 | 0 |
| Gambling - Sports Tampering | 0 | 0 | 0 | 0 |
| Pornography/Obscene Material | 2 | 0 | 0 | 0 |
| Prostitution | 0 | 0 | 0 | 0 |
| Prostitution Assisting/Promoting | 0 | 0 | 0 | 0 |
| Purchasing Prostitution | 0 | 0 | 0 | 0 |
| Weapon Law Violations | 19 | 9 | 0 | 0 |
| Total Group A Offenses | 450 | 215 | 136 | 27 |

(*) Offenses are counted using the FBI Units of Count for Crime

(**) The 'Arrests' column shows arrests made for incidents during the selected period, regardless of arrest date. Arrest counts for the same period may change over time.

Bradford Police Department - NIBRS Agency Crime Overview - 2018

| 2017 Population Estimate | | 982 | | Offenses (*) | | Arrests (**) | |
|---------------------------------------|---------|-----------------------------------|----------|--------------|---------|--------------|----------|
| Offense Overview | | Group A Offenses | | Reported | Cleared | Adult | Juvenile |
| Offense Total | 24 | Crimes Against Persons | | | | | |
| Number Cleared | 9 | Murder | | 0 | 0 | 0 | 0 |
| Percent Cleared | 37.50 % | Negligent Manslaughter | | 0 | 0 | 0 | 0 |
| Group A Crimes per 100,000 population | 2,444.0 | Negligent Vehicular Manslaughter | | 0 | 0 | 0 | 0 |
| | | Kidnapping/Abduction | | 0 | 0 | 0 | 0 |
| | | Forcible Rape | | 0 | 0 | 0 | 0 |
| | | Forcible Sodomy | | 0 | 0 | 0 | 0 |
| | | Sexual Assault W/Object | | 0 | 0 | 0 | 0 |
| | | Forcible Fondling | | 2 | 1 | 0 | 0 |
| | | Incest | | 0 | 0 | 0 | 0 |
| | | Statutory Rape | | 0 | 0 | 0 | 0 |
| | | Aggravated Assault | | 1 | 0 | 0 | 0 |
| | | Simple Assault | | 2 | 2 | 1 | 1 |
| | | Intimidation | | 1 | 0 | 0 | 0 |
| | | Stalking | | 0 | 0 | 0 | 0 |
| | | Commercial Sex Acts | | 0 | 0 | 0 | 0 |
| | | Involuntary Servitude | | 0 | 0 | 0 | 0 |
| | | Crimes Against Property | | | | | |
| | | Arson | | 0 | 0 | 0 | 0 |
| | | Bribery | | 0 | 0 | 0 | 0 |
| | | Burglary | | 2 | 0 | 0 | 0 |
| | | Counterfeiting/Forgery | | 1 | 0 | 0 | 0 |
| | | Destruction/Damage/Vandalism | | 7 | 3 | 2 | 1 |
| | | Embezzlement | | 0 | 0 | 0 | 0 |
| | | Extortion/Blackmail | | 0 | 0 | 0 | 0 |
| | | Fraud - False Pretenses | | 1 | 0 | 0 | 0 |
| | | Fraud - Credit Card/ATM | | 0 | 0 | 0 | 0 |
| | | Fraud - Impersonation | | 0 | 0 | 0 | 0 |
| | | Fraud - Welfare | | 0 | 0 | 0 | 0 |
| | | Fraud - Wire | | 0 | 0 | 0 | 0 |
| | | Fraud - Identity Theft | | 0 | 0 | 0 | 0 |
| | | Fraud - Computer Hacking/Invasion | | 0 | 0 | 0 | 0 |
| | | Robbery | | 1 | 0 | 0 | 0 |
| | | Theft - Pocket-picking | | 0 | 0 | 0 | 0 |
| | | Theft - Purse Snatching | | 0 | 0 | 0 | 0 |
| | | Theft - Shoplifting | | 0 | 0 | 0 | 0 |
| | | Theft From Building | | 2 | 1 | 0 | 0 |
| | | Theft From Coin Machine | | 0 | 0 | 0 | 0 |
| | | Theft From Motor Vehicle | | 0 | 0 | 0 | 0 |
| | | Theft of Motor Vehicle Parts | | 0 | 0 | 0 | 0 |
| | | Theft - All Other Larceny | | 1 | 0 | 0 | 0 |
| | | Motor Vehicle Theft | | 0 | 0 | 0 | 0 |
| | | Stolen Property Offenses | | 0 | 0 | 0 | 0 |
| | | Domestic Violence Victims | | | | | |
| | | Offense | Reported | Cleared | | | |
| | | Murder | 0 | 0 | | | |
| | | Aggravated Assault | 1 | 0 | | | |
| | | Simple Assault | 2 | 2 | | | |
| | | Intimidation | 1 | 0 | | | |
| | | Stalking | 0 | 0 | | | |
| | | Forcible Rape | 0 | 0 | | | |
| | | Forcible Sodomy | 0 | 0 | | | |
| | | Sexual Assault W/Object | 0 | 0 | | | |
| | | Forcible Fondling | 0 | 0 | | | |
| | | Incest | 0 | 0 | | | |
| | | Statutory Rape | 0 | 0 | | | |
| | | Kidnapping/Abduction | 0 | 0 | | | |
| | | Commercial Sex Acts | 0 | 0 | | | |
| | | Involuntary Servitude | 0 | 0 | | | |
| | | Total | 4 | 2 | | | |
| | | Group B Arrests | | | | | |
| | | Offense | Adult | Juvenile | | | |
| | | Bad Checks | 0 | 0 | | | |
| | | Curfew/Vagrancy | 0 | 0 | | | |
| | | Disorderly Conduct | 0 | 0 | | | |
| | | DUI | 1 | 0 | | | |
| | | Drunkenness | 1 | 0 | | | |
| | | Family-Non Violent | 0 | 0 | | | |
| | | Liquor Law Violations | 0 | 0 | | | |
| | | Peeping Tom | 0 | 0 | | | |
| | | Runaway | 0 | 0 | | | |
| | | Trespass | 0 | 1 | | | |
| | | All Other Offenses | 7 | 0 | | | |
| | | Total Group B | 9 | 1 | | | |

(*) Offenses are counted using the FBI Units of Count for Crime

(**) The 'Arrests' column shows arrests made for incidents during the selected period, regardless of arrest date. Arrest counts for the same period may change over time.

This report is valid as of May 06, 2019 and is subject to change

Bradford Police Department - NIBRS Agency Crime Overview - 2018

| Crimes Against Society | | | | |
|------------------------------------|-----------|----------|----------|----------|
| Animal Cruelty | 1 | 0 | 0 | 0 |
| Drug/Narcotic Violations | 1 | 1 | 1 | 0 |
| Drug/Narcotic Equipment Violations | 1 | 1 | 1 | 0 |
| Gambling - Betting/Wagering | 0 | 0 | 0 | 0 |
| Gambling - Operating/Promoting | 0 | 0 | 0 | 0 |
| Gambling - Equipment Violations | 0 | 0 | 0 | 0 |
| Gambling - Sports Tampering | 0 | 0 | 0 | 0 |
| Pornography/Obscene Material | 0 | 0 | 0 | 0 |
| Prostitution | 0 | 0 | 0 | 0 |
| Prostitution Assisting/Promoting | 0 | 0 | 0 | 0 |
| Purchasing Prostitution | 0 | 0 | 0 | 0 |
| Weapon Law Violations | 0 | 0 | 0 | 0 |
| Total Group A Offenses | 24 | 9 | 5 | 2 |

(*) Offenses are counted using the FBI Units of Count for Crime

(**) The 'Arrests' column shows arrests made for incidents during the selected period, regardless of arrest date. Arrest counts for the same period may change over time.

Brentwood Police Department - NIBRS Agency Crime Overview - 2018

| 2017 Population Estimate | 42,667 | Offenses (*) | | Arrests (**) | | | |
|---------------------------------------|-----------------|----------------------------------|-----------------------------------|--------------|----------|----|---|
| | | Reported | Cleared | Adult | Juvenile | | |
| Offense Overview | | Group A Offenses | | | | | |
| Crimes Against Persons | | Crimes Against Persons | | | | | |
| Offense Total | 1,275 | Murder | 4 | 3 | 4 | 0 | |
| Number Cleared | 587 | Negligent Manslaughter | 0 | 0 | 0 | 0 | |
| Percent Cleared | 46.04 % | Negligent Vehicular Manslaughter | 0 | 0 | 0 | 0 | |
| Group A Crimes per 100,000 population | 2,988.3 | Kidnapping/Abduction | 2 | 1 | 1 | 0 | |
| | | Forcible Rape | 3 | 2 | 0 | 0 | |
| | | Forcible Sodomy | 0 | 0 | 0 | 0 | |
| | | Sexual Assault W/Object | 0 | 0 | 0 | 0 | |
| Arrest Overview | | Forcible Fondling | 3 | 1 | 0 | 0 | |
| Total Arrests | 435 | Incest | 0 | 0 | 0 | 0 | |
| Adult Arrests | 406 | Statutory Rape | 0 | 0 | 0 | 0 | |
| Juvenile Arrests | 29 | Aggravated Assault | 20 | 18 | 11 | 1 | |
| Unknown Age | 0 | Simple Assault | 61 | 42 | 22 | 8 | |
| Arrests per 100,000 population | 1,019.5 | Intimidation | 17 | 3 | 1 | 0 | |
| | | Stalking | 5 | 5 | 4 | 0 | |
| | | Commercial Sex Acts | 0 | 0 | 0 | 0 | |
| Average number offenses/incident | 1.20 | Involuntary Servitude | 0 | 0 | 0 | 0 | |
| Domestic Violence Victims | | Crimes Against Property | | | | | |
| Offense | Reported | Cleared | | | | | |
| Murder | 2 | 1 | Arson | 0 | 0 | 0 | 0 |
| Aggravated Assault | 7 | 6 | Bribery | 0 | 0 | 0 | 0 |
| Simple Assault | 39 | 28 | Burglary | 37 | 3 | 3 | 0 |
| Intimidation | 2 | 1 | Counterfeiting/Forgery | 34 | 9 | 9 | 0 |
| Stalking | 1 | 1 | Destruction/Damage/Vandalism | 44 | 12 | 3 | 0 |
| Forcible Rape | 1 | 1 | Embezzlement | 24 | 11 | 6 | 1 |
| Forcible Sodomy | 0 | 0 | Extortion/Blackmail | 9 | 0 | 0 | 0 |
| Sexual Assault W/Object | 0 | 0 | Fraud - False Pretenses | 59 | 9 | 4 | 0 |
| Forcible Fondling | 0 | 0 | Fraud - Credit Card/ATM | 85 | 5 | 5 | 0 |
| Incest | 0 | 0 | Fraud - Impersonation | 24 | 9 | 5 | 0 |
| Statutory Rape | 0 | 0 | Fraud - Welfare | 0 | 0 | 0 | 0 |
| Kidnapping/Abduction | 0 | 0 | Fraud - Wire | 71 | 0 | 0 | 0 |
| Commercial Sex Acts | 0 | 0 | Fraud - Identity Theft | 6 | 0 | 0 | 0 |
| Involuntary Servitude | 0 | 0 | Fraud - Computer Hacking/Invasion | 1 | 0 | 0 | 0 |
| Total | 52 | 38 | Robbery | 9 | 3 | 3 | 0 |
| | | | Theft - Pocket-picking | 1 | 0 | 0 | 0 |
| Group B Arrests | | | Theft - Purse Snatching | 0 | 0 | 0 | 0 |
| Offense | Adult | Juvenile | Theft - Shoplifting | 95 | 51 | 47 | 0 |
| Bad Checks | 0 | 0 | Theft From Building | 55 | 9 | 7 | 4 |
| Curfew/Vagrancy | 0 | 1 | Theft From Coin Machine | 0 | 0 | 0 | 0 |
| Disorderly Conduct | 0 | 0 | Theft From Motor Vehicle | 168 | 25 | 15 | 1 |
| DUI | 4 | 0 | Theft of Motor Vehicle Parts | 6 | 0 | 0 | 0 |
| Drunkenness | 0 | 0 | Theft - All Other Larceny | 33 | 3 | 2 | 0 |
| Family-Non Violent | 1 | 0 | Motor Vehicle Theft | 23 | 4 | 2 | 2 |
| Liquor Law Violations | 8 | 0 | Stolen Property Offenses | 16 | 15 | 13 | 0 |
| Peeping Tom | 0 | 0 | | | | | |
| Runaway | 0 | 0 | | | | | |
| Trespass | 0 | 0 | | | | | |
| All Other Offenses | 3 | 1 | | | | | |
| Total Group B | 16 | 2 | | | | | |

(*) Offenses are counted using the FBI Units of Count for Crime

(**) The 'Arrests' column shows arrests made for incidents during the selected period, regardless of arrest date. Arrest counts for the same period may change over time.

This report is valid as of May 06, 2019 and is subject to change

Brentwood Police Department - NIBRS Agency Crime Overview - 2018

| Crimes Against Society | | | | |
|------------------------------------|--------------|------------|------------|-----------|
| Animal Cruelty | 0 | 0 | 0 | 0 |
| Drug/Narcotic Violations | 206 | 199 | 187 | 9 |
| Drug/Narcotic Equipment Violations | 137 | 133 | 32 | 0 |
| Gambling - Betting/Wagering | 0 | 0 | 0 | 0 |
| Gambling - Operating/Promoting | 0 | 0 | 0 | 0 |
| Gambling - Equipment Violations | 0 | 0 | 0 | 0 |
| Gambling - Sports Tampering | 0 | 0 | 0 | 0 |
| Pornography/Obscene Material | 3 | 1 | 0 | 1 |
| Prostitution | 0 | 0 | 0 | 0 |
| Prostitution Assisting/Promoting | 0 | 0 | 0 | 0 |
| Purchasing Prostitution | 0 | 0 | 0 | 0 |
| Weapon Law Violations | 14 | 11 | 4 | 0 |
| Total Group A Offenses | 1,275 | 587 | 390 | 27 |

(*) Offenses are counted using the FBI Units of Count for Crime

(**) The 'Arrests' column shows arrests made for incidents during the selected period, regardless of arrest date. Arrest counts for the same period may change over time.

Brighton Police Department - NIBRS Agency Crime Overview - 2018

| 2017 Population Estimate | | 2,903 | | Offenses (*) | | Arrests (**) | |
|---------------------------------------|-----------|----------------------------------|-----------------------------------|-------------------------|---------|--------------|----------|
| Offense Overview | | Crimes Against Persons | | Reported | Cleared | Adult | Juvenile |
| Offense Total | 73 | Murder | | 0 | 0 | 0 | 0 |
| Number Cleared | 42 | Negligent Manslaughter | | 0 | 0 | 0 | 0 |
| Percent Cleared | 57.53 % | Negligent Vehicular Manslaughter | | 0 | 0 | 0 | 0 |
| Group A Crimes per 100,000 population | 2,514.6 | Kidnapping/Abduction | | 0 | 0 | 0 | 0 |
| | | Forcible Rape | | 0 | 0 | 0 | 0 |
| | | Forcible Sodomy | | 0 | 0 | 0 | 0 |
| | | Sexual Assault W/Object | | 0 | 0 | 0 | 0 |
| | | Forcible Fondling | | 0 | 0 | 0 | 0 |
| | | Incest | | 0 | 0 | 0 | 0 |
| | | Statutory Rape | | 0 | 0 | 0 | 0 |
| | | Aggravated Assault | | 0 | 0 | 0 | 0 |
| | | Simple Assault | | 13 | 8 | 8 | 0 |
| | | Intimidation | | 3 | 0 | 0 | 0 |
| | | Stalking | | 0 | 0 | 0 | 0 |
| | | Commercial Sex Acts | | 0 | 0 | 0 | 0 |
| | | Involuntary Servitude | | 0 | 0 | 0 | 0 |
| | | Average number offenses/incident | 1.30 | | | | |
| Domestic Violence Victims | | | | Crimes Against Property | | | |
| Offense | Reported | Cleared | | | | | |
| Murder | 0 | 0 | Arson | 0 | 0 | 0 | 0 |
| Aggravated Assault | 0 | 0 | Bribery | 0 | 0 | 0 | 0 |
| Simple Assault | 13 | 8 | Burglary | 5 | 0 | 0 | 0 |
| Intimidation | 1 | 0 | Counterfeiting/Forgery | 0 | 0 | 0 | 0 |
| Stalking | 0 | 0 | Destruction/Damage/Vandalism | 0 | 0 | 0 | 0 |
| Forcible Rape | 0 | 0 | Embezzlement | 0 | 0 | 0 | 0 |
| Forcible Sodomy | 0 | 0 | Extortion/Blackmail | 0 | 0 | 0 | 0 |
| Sexual Assault W/Object | 0 | 0 | Fraud - False Pretenses | 4 | 1 | 1 | 0 |
| Forcible Fondling | 0 | 0 | Fraud - Credit Card/ATM | 1 | 0 | 0 | 0 |
| Incest | 0 | 0 | Fraud - Impersonation | 1 | 1 | 1 | 0 |
| Statutory Rape | 0 | 0 | Fraud - Welfare | 0 | 0 | 0 | 0 |
| Kidnapping/Abduction | 0 | 0 | Fraud - Wire | 0 | 0 | 0 | 0 |
| Commercial Sex Acts | 0 | 0 | Fraud - Identity Theft | 1 | 0 | 0 | 0 |
| Involuntary Servitude | 0 | 0 | Fraud - Computer Hacking/Invasion | 0 | 0 | 0 | 0 |
| Total | 14 | 8 | Robbery | 0 | 0 | 0 | 0 |
| | | | Theft - Pocket-picking | 0 | 0 | 0 | 0 |
| | | | Theft - Purse Snatching | 0 | 0 | 0 | 0 |
| | | | Theft - Shoplifting | 1 | 1 | 1 | 0 |
| | | | Theft From Building | 2 | 0 | 0 | 0 |
| | | | Theft From Coin Machine | 0 | 0 | 0 | 0 |
| | | | Theft From Motor Vehicle | 7 | 1 | 1 | 0 |
| | | | Theft of Motor Vehicle Parts | 0 | 0 | 0 | 0 |
| | | | Theft - All Other Larceny | 1 | 0 | 0 | 0 |
| | | | Motor Vehicle Theft | 1 | 0 | 0 | 0 |
| | | | Stolen Property Offenses | 1 | 1 | 1 | 0 |
| Group B Arrests | | | | | | | |
| Offense | Adult | Juvenile | | | | | |
| Bad Checks | 0 | 0 | | | | | |
| Curfew/Vagrancy | 0 | 0 | | | | | |
| Disorderly Conduct | 0 | 0 | | | | | |
| DUI | 4 | 0 | | | | | |
| Drunkenness | 2 | 0 | | | | | |
| Family-Non Violent | 1 | 0 | | | | | |
| Liquor Law Violations | 0 | 0 | | | | | |
| Peeping Tom | 0 | 0 | | | | | |
| Runaway | 0 | 0 | | | | | |
| Trespass | 0 | 0 | | | | | |
| All Other Offenses | 58 | 1 | | | | | |
| Total Group B | 65 | 1 | | | | | |

(*) Offenses are counted using the FBI Units of Count for Crime

(**) The 'Arrests' column shows arrests made for incidents during the selected period, regardless of arrest date. Arrest counts for the same period may change over time.

This report is valid as of May 06, 2019 and is subject to change

Brighton Police Department - NIBRS Agency Crime Overview - 2018

| Crimes Against Society | | | | |
|------------------------------------|-----------|-----------|-----------|----------|
| Animal Cruelty | 0 | 0 | 0 | 0 |
| Drug/Narcotic Violations | 18 | 16 | 20 | 0 |
| Drug/Narcotic Equipment Violations | 12 | 11 | 1 | 1 |
| Gambling - Betting/Wagering | 0 | 0 | 0 | 0 |
| Gambling - Operating/Promoting | 0 | 0 | 0 | 0 |
| Gambling - Equipment Violations | 0 | 0 | 0 | 0 |
| Gambling - Sports Tampering | 0 | 0 | 0 | 0 |
| Pornography/Obscene Material | 0 | 0 | 0 | 0 |
| Prostitution | 0 | 0 | 0 | 0 |
| Prostitution Assisting/Promoting | 0 | 0 | 0 | 0 |
| Purchasing Prostitution | 0 | 0 | 0 | 0 |
| Weapon Law Violations | 2 | 2 | 0 | 0 |
| Total Group A Offenses | 73 | 42 | 34 | 1 |

Please go to <https://CrimeInsight.tbi.tn.gov/> for additional 2018 data.

(*) Offenses are counted using the FBI Units of Count for Crime

(**) The 'Arrests' column shows arrests made for incidents during the selected period, regardless of arrest date. Arrest counts for the same period may change over time.

Bristol Police Department - NIBRS Agency Crime Overview - 2018

| 2017 Population Estimate | | 26,842 | | Offenses (*) | | Arrests (**) | |
|---------------------------------------|------------|----------------------------------|-----------------------------------|-------------------------|---------|--------------|----------|
| Offense Overview | | Group A Offenses | | Reported | Cleared | Adult | Juvenile |
| | | Crimes Against Persons | | | | | |
| Offense Total | 2,959 | Murder | | 1 | 0 | 1 | 0 |
| Number Cleared | 1,907 | Negligent Manslaughter | | 0 | 0 | 0 | 0 |
| Percent Cleared | 64.45 % | Negligent Vehicular Manslaughter | | 0 | 0 | 0 | 0 |
| Group A Crimes per 100,000 population | 11,023.8 | Kidnapping/Abduction | | 28 | 26 | 18 | 0 |
| | | Forcible Rape | | 15 | 7 | 0 | 1 |
| | | Forcible Sodomy | | 4 | 3 | 0 | 0 |
| | | Sexual Assault W/Object | | 0 | 0 | 0 | 0 |
| | | Forcible Fondling | | 13 | 8 | 2 | 0 |
| | | Incest | | 0 | 0 | 0 | 0 |
| | | Statutory Rape | | 2 | 2 | 1 | 0 |
| | | Aggravated Assault | | 117 | 88 | 46 | 1 |
| | | Simple Assault | | 442 | 321 | 118 | 36 |
| | | Intimidation | | 31 | 22 | 7 | 3 |
| | | Stalking | | 5 | 5 | 3 | 0 |
| | | Commercial Sex Acts | | 0 | 0 | 1 | 0 |
| | | Involuntary Servitude | | 0 | 0 | 0 | 0 |
| | | Average number offenses/incident | 1.31 | | | | |
| Domestic Violence Victims | | | | Crimes Against Property | | | |
| Offense | Reported | Cleared | | | | | |
| Murder | 1 | 0 | Arson | 3 | 1 | 1 | 0 |
| Aggravated Assault | 56 | 48 | Bribery | 0 | 0 | 0 | 0 |
| Simple Assault | 292 | 199 | Burglary | 99 | 20 | 17 | 6 |
| Intimidation | 11 | 9 | Counterfeiting/Forgery | 66 | 26 | 23 | 3 |
| Stalking | 3 | 3 | Destruction/Damage/Vandalism | 245 | 94 | 23 | 7 |
| Forcible Rape | 7 | 3 | Embezzlement | 20 | 13 | 9 | 0 |
| Forcible Sodomy | 2 | 1 | Extortion/Blackmail | 1 | 0 | 0 | 0 |
| Sexual Assault W/Object | 0 | 0 | Fraud - False Pretenses | 111 | 42 | 1 | 0 |
| Forcible Fondling | 3 | 1 | Fraud - Credit Card/ATM | 70 | 9 | 3 | 3 |
| Incest | 0 | 0 | Fraud - Impersonation | 44 | 39 | 10 | 0 |
| Statutory Rape | 1 | 1 | Fraud - Welfare | 0 | 0 | 0 | 0 |
| Kidnapping/Abduction | 22 | 22 | Fraud - Wire | 23 | 1 | 0 | 0 |
| Commercial Sex Acts | 0 | 0 | Fraud - Identity Theft | 1 | 0 | 27 | 1 |
| Involuntary Servitude | 0 | 0 | Fraud - Computer Hacking/Invasion | 0 | 0 | 0 | 0 |
| Total | 398 | 287 | Robbery | 16 | 11 | 6 | 0 |
| | | | Theft - Pocket-picking | 1 | 1 | 0 | 0 |
| | | | Theft - Purse Snatching | 1 | 1 | 0 | 0 |
| | | | Theft - Shoplifting | 255 | 201 | 181 | 14 |
| | | | Theft From Building | 155 | 60 | 19 | 7 |
| | | | Theft From Coin Machine | 4 | 0 | 0 | 0 |
| | | | Theft From Motor Vehicle | 88 | 24 | 7 | 6 |
| | | | Theft of Motor Vehicle Parts | 43 | 3 | 0 | 0 |
| | | | Theft - All Other Larceny | 121 | 34 | 20 | 2 |
| | | | Motor Vehicle Theft | 86 | 29 | 9 | 1 |
| | | | Stolen Property Offenses | 10 | 9 | 5 | 0 |
| Group B Arrests | | | | | | | |
| Offense | Adult | Juvenile | | | | | |
| Bad Checks | 2 | 0 | | | | | |
| Curfew/Vagrancy | 0 | 6 | | | | | |
| Disorderly Conduct | 13 | 4 | | | | | |
| DUI | 138 | 0 | | | | | |
| Drunkenness | 132 | 0 | | | | | |
| Family-Non Violent | 11 | 0 | | | | | |
| Liquor Law Violations | 11 | 0 | | | | | |
| Peeping Tom | 0 | 0 | | | | | |
| Runaway | 0 | 0 | | | | | |
| Trespass | 31 | 0 | | | | | |
| All Other Offenses | 141 | 6 | | | | | |
| Total Group B | 479 | 16 | | | | | |

(*) Offenses are counted using the FBI Units of Count for Crime

(**) The 'Arrests' column shows arrests made for incidents during the selected period, regardless of arrest date. Arrest counts for the same period may change over time.

This report is valid as of May 06, 2019 and is subject to change

Bristol Police Department - NIBRS Agency Crime Overview - 2018

| Crimes Against Society | | | | |
|------------------------------------|--------------|--------------|--------------|------------|
| Animal Cruelty | 1 | 0 | 0 | 0 |
| Drug/Narcotic Violations | 397 | 383 | 359 | 21 |
| Drug/Narcotic Equipment Violations | 389 | 381 | 135 | 3 |
| Gambling - Betting/Wagering | 0 | 0 | 0 | 0 |
| Gambling - Operating/Promoting | 0 | 0 | 0 | 0 |
| Gambling - Equipment Violations | 0 | 0 | 0 | 0 |
| Gambling - Sports Tampering | 0 | 0 | 0 | 0 |
| Pornography/Obscene Material | 12 | 7 | 1 | 2 |
| Prostitution | 2 | 2 | 1 | 0 |
| Prostitution Assisting/Promoting | 1 | 1 | 1 | 0 |
| Purchasing Prostitution | 0 | 0 | 0 | 0 |
| Weapon Law Violations | 36 | 33 | 2 | 2 |
| Total Group A Offenses | 2,959 | 1,907 | 1,057 | 119 |

(*) Offenses are counted using the FBI Units of Count for Crime

(**) The 'Arrests' column shows arrests made for incidents during the selected period, regardless of arrest date. Arrest counts for the same period may change over time.

Brownsville Police Department - NIBRS Agency Crime Overview - 2018

| 2017 Population Estimate | | 9,592 | | Offenses (*) | | Arrests (**) | |
|---------------------------------------|----------|-----------------------------------|------------|--------------|---------|--------------|----------|
| Offense Overview | | Group A Offenses | | Reported | Cleared | Adult | Juvenile |
| | | Crimes Against Persons | | | | | |
| Offense Total | 1,204 | Murder | | 2 | 0 | 0 | 0 |
| Number Cleared | 489 | Negligent Manslaughter | | 0 | 0 | 0 | 0 |
| Percent Cleared | 40.61 % | Negligent Vehicular Manslaughter | | 0 | 0 | 0 | 0 |
| Group A Crimes per 100,000 population | 12,552.1 | Kidnapping/Abduction | | 3 | 3 | 3 | 0 |
| | | Forcible Rape | | 10 | 5 | 5 | 0 |
| | | Forcible Sodomy | | 2 | 2 | 0 | 1 |
| | | Sexual Assault W/Object | | 0 | 0 | 0 | 0 |
| | | Forcible Fondling | | 9 | 8 | 2 | 4 |
| | | Incest | | 0 | 0 | 0 | 0 |
| | | Statutory Rape | | 1 | 1 | 1 | 0 |
| | | Aggravated Assault | | 91 | 59 | 50 | 8 |
| | | Simple Assault | | 279 | 146 | 90 | 10 |
| | | Intimidation | | 27 | 5 | 4 | 1 |
| | | Stalking | | 4 | 3 | 3 | 0 |
| | | Commercial Sex Acts | | 0 | 0 | 0 | 0 |
| | | Involuntary Servitude | | 0 | 0 | 0 | 0 |
| | | Crimes Against Property | | | | | |
| | | Arson | | 4 | 1 | 0 | 0 |
| | | Bribery | | 0 | 0 | 0 | 0 |
| | | Burglary | | 112 | 21 | 14 | 2 |
| | | Counterfeiting/Forgery | | 19 | 3 | 1 | 1 |
| | | Destruction/Damage/Vandalism | | 136 | 23 | 7 | 3 |
| | | Embezzlement | | 2 | 0 | 0 | 0 |
| | | Extortion/Blackmail | | 0 | 0 | 0 | 0 |
| | | Fraud - False Pretenses | | 18 | 2 | 2 | 0 |
| | | Fraud - Credit Card/ATM | | 11 | 5 | 4 | 0 |
| | | Fraud - Impersonation | | 22 | 8 | 8 | 0 |
| | | Fraud - Welfare | | 0 | 0 | 0 | 0 |
| | | Fraud - Wire | | 0 | 0 | 0 | 0 |
| | | Fraud - Identity Theft | | 0 | 0 | 0 | 0 |
| | | Fraud - Computer Hacking/Invasion | | 0 | 0 | 0 | 0 |
| | | Robbery | | 7 | 4 | 3 | 1 |
| | | Theft - Pocket-picking | | 0 | 0 | 0 | 0 |
| | | Theft - Purse Snatching | | 1 | 0 | 0 | 0 |
| | | Theft - Shoplifting | | 64 | 29 | 26 | 6 |
| | | Theft From Building | | 68 | 7 | 5 | 1 |
| | | Theft From Coin Machine | | 0 | 0 | 0 | 0 |
| | | Theft From Motor Vehicle | | 79 | 11 | 5 | 0 |
| | | Theft of Motor Vehicle Parts | | 12 | 0 | 0 | 0 |
| | | Theft - All Other Larceny | | 53 | 11 | 11 | 0 |
| | | Motor Vehicle Theft | | 13 | 3 | 2 | 1 |
| | | Stolen Property Offenses | | 2 | 1 | 1 | 0 |
| Domestic Violence Victims | | | | | | | |
| Offense | | Reported | Cleared | | | | |
| Murder | | 0 | 0 | | | | |
| Aggravated Assault | | 26 | 24 | | | | |
| Simple Assault | | 180 | 114 | | | | |
| Intimidation | | 7 | 3 | | | | |
| Stalking | | 3 | 2 | | | | |
| Forcible Rape | | 3 | 2 | | | | |
| Forcible Sodomy | | 2 | 2 | | | | |
| Sexual Assault W/Object | | 0 | 0 | | | | |
| Forcible Fondling | | 1 | 1 | | | | |
| Incest | | 0 | 0 | | | | |
| Statutory Rape | | 0 | 0 | | | | |
| Kidnapping/Abduction | | 2 | 2 | | | | |
| Commercial Sex Acts | | 0 | 0 | | | | |
| Involuntary Servitude | | 0 | 0 | | | | |
| Total | | 224 | 150 | | | | |
| Group B Arrests | | | | | | | |
| Offense | | Adult | Juvenile | | | | |
| Bad Checks | | 0 | 0 | | | | |
| Curfew/Vagrancy | | 0 | 0 | | | | |
| Disorderly Conduct | | 7 | 2 | | | | |
| DUI | | 31 | 0 | | | | |
| Drunkenness | | 22 | 0 | | | | |
| Family-Non Violent | | 0 | 0 | | | | |
| Liquor Law Violations | | 0 | 0 | | | | |
| Peeping Tom | | 0 | 0 | | | | |
| Runaway | | 0 | 0 | | | | |
| Trespass | | 18 | 5 | | | | |
| All Other Offenses | | 24 | 3 | | | | |
| Total Group B | | 102 | 10 | | | | |

(*) Offenses are counted using the FBI Units of Count for Crime

(**) The 'Arrests' column shows arrests made for incidents during the selected period, regardless of arrest date. Arrest counts for the same period may change over time.

This report is valid as of May 06, 2019 and is subject to change

Brownsville Police Department - NIBRS Agency Crime Overview - 2018

| Crimes Against Society | | | | |
|------------------------------------|--------------|------------|------------|-----------|
| Animal Cruelty | 0 | 0 | 0 | 0 |
| Drug/Narcotic Violations | 94 | 79 | 77 | 3 |
| Drug/Narcotic Equipment Violations | 41 | 32 | 8 | 0 |
| Gambling - Betting/Wagering | 0 | 0 | 0 | 0 |
| Gambling - Operating/Promoting | 0 | 0 | 0 | 0 |
| Gambling - Equipment Violations | 0 | 0 | 0 | 0 |
| Gambling - Sports Tampering | 0 | 0 | 0 | 0 |
| Pornography/Obscene Material | 0 | 0 | 0 | 0 |
| Prostitution | 0 | 0 | 0 | 0 |
| Prostitution Assisting/Promoting | 0 | 0 | 0 | 0 |
| Purchasing Prostitution | 0 | 0 | 0 | 0 |
| Weapon Law Violations | 18 | 17 | 5 | 3 |
| Total Group A Offenses | 1,204 | 489 | 337 | 45 |

(*) Offenses are counted using the FBI Units of Count for Crime

(**) The 'Arrests' column shows arrests made for incidents during the selected period, regardless of arrest date. Arrest counts for the same period may change over time.

Bruceton Police Department - NIBRS Agency Crime Overview - 2018

| 2017 Population Estimate | | 1,411 | | Offenses (*) | | Arrests (**) | |
|---------------------------------------|-----------|----------------------------------|-----------------------------------|-------------------------|---------|--------------|----------|
| Offense Overview | | Group A Offenses | | Reported | Cleared | Adult | Juvenile |
| | | Crimes Against Persons | | | | | |
| Offense Total | 49 | Murder | | 0 | 0 | 0 | 0 |
| Number Cleared | 34 | Negligent Manslaughter | | 0 | 0 | 0 | 0 |
| Percent Cleared | 69.39 % | Negligent Vehicular Manslaughter | | 0 | 0 | 0 | 0 |
| Group A Crimes per 100,000 population | 3,472.7 | Kidnapping/Abduction | | 0 | 0 | 0 | 0 |
| | | Forcible Rape | | 0 | 0 | 0 | 0 |
| | | Forcible Sodomy | | 0 | 0 | 0 | 0 |
| | | Sexual Assault W/Object | | 0 | 0 | 0 | 0 |
| | | Forcible Fondling | | 1 | 1 | 1 | 0 |
| | | Incest | | 0 | 0 | 0 | 0 |
| | | Statutory Rape | | 0 | 0 | 0 | 0 |
| | | Aggravated Assault | | 3 | 3 | 3 | 0 |
| | | Simple Assault | | 5 | 5 | 5 | 0 |
| | | Intimidation | | 0 | 0 | 0 | 0 |
| | | Stalking | | 0 | 0 | 0 | 0 |
| | | Commercial Sex Acts | | 0 | 0 | 0 | 0 |
| | | Involuntary Servitude | | 0 | 0 | 0 | 0 |
| | | Average number offenses/incident | 1.23 | | | | |
| Domestic Violence Victims | | | | Crimes Against Property | | | |
| Offense | Reported | Cleared | | | | | |
| Murder | 0 | 0 | Arson | 0 | 0 | 0 | 0 |
| Aggravated Assault | 3 | 3 | Bribery | 0 | 0 | 0 | 0 |
| Simple Assault | 4 | 4 | Burglary | 6 | 5 | 4 | 0 |
| Intimidation | 0 | 0 | Counterfeiting/Forgery | 1 | 0 | 0 | 0 |
| Stalking | 0 | 0 | Destruction/Damage/Vandalism | 7 | 5 | 2 | 0 |
| Forcible Rape | 0 | 0 | Embezzlement | 0 | 0 | 0 | 0 |
| Forcible Sodomy | 0 | 0 | Extortion/Blackmail | 0 | 0 | 0 | 0 |
| Sexual Assault W/Object | 0 | 0 | Fraud - False Pretenses | 0 | 0 | 0 | 0 |
| Forcible Fondling | 0 | 0 | Fraud - Credit Card/ATM | 2 | 1 | 0 | 1 |
| Incest | 0 | 0 | Fraud - Impersonation | 0 | 0 | 0 | 0 |
| Statutory Rape | 0 | 0 | Fraud - Welfare | 0 | 0 | 0 | 0 |
| Kidnapping/Abduction | 0 | 0 | Fraud - Wire | 0 | 0 | 0 | 0 |
| Commercial Sex Acts | 0 | 0 | Fraud - Identity Theft | 0 | 0 | 0 | 0 |
| Involuntary Servitude | 0 | 0 | Fraud - Computer Hacking/Invasion | 0 | 0 | 0 | 0 |
| Total | 7 | 7 | Robbery | 0 | 0 | 0 | 0 |
| | | | Theft - Pocket-picking | 0 | 0 | 0 | 0 |
| | | | Theft - Purse Snatching | 0 | 0 | 0 | 0 |
| | | | Theft - Shoplifting | 1 | 1 | 1 | 0 |
| | | | Theft From Building | 1 | 0 | 0 | 0 |
| | | | Theft From Coin Machine | 0 | 0 | 0 | 0 |
| | | | Theft From Motor Vehicle | 0 | 0 | 0 | 0 |
| | | | Theft of Motor Vehicle Parts | 1 | 0 | 0 | 0 |
| | | | Theft - All Other Larceny | 10 | 3 | 3 | 0 |
| | | | Motor Vehicle Theft | 0 | 0 | 0 | 0 |
| | | | Stolen Property Offenses | 1 | 0 | 0 | 0 |
| Group B Arrests | | | | | | | |
| Offense | Adult | Juvenile | | | | | |
| Bad Checks | 0 | 0 | | | | | |
| Curfew/Vagrancy | 0 | 0 | | | | | |
| Disorderly Conduct | 2 | 0 | | | | | |
| DUI | 8 | 0 | | | | | |
| Drunkenness | 3 | 0 | | | | | |
| Family-Non Violent | 0 | 0 | | | | | |
| Liquor Law Violations | 0 | 0 | | | | | |
| Peeping Tom | 0 | 0 | | | | | |
| Runaway | 0 | 0 | | | | | |
| Trespass | 1 | 0 | | | | | |
| All Other Offenses | 2 | 0 | | | | | |
| Total Group B | 16 | 0 | | | | | |

(*) Offenses are counted using the FBI Units of Count for Crime

(**) The 'Arrests' column shows arrests made for incidents during the selected period, regardless of arrest date. Arrest counts for the same period may change over time.

This report is valid as of May 06, 2019 and is subject to change

Bruceton Police Department - NIBRS Agency Crime Overview - 2018

| Crimes Against Society | | | | |
|------------------------------------|-----------|-----------|-----------|----------|
| Animal Cruelty | 1 | 1 | 2 | 0 |
| Drug/Narcotic Violations | 7 | 7 | 9 | 0 |
| Drug/Narcotic Equipment Violations | 2 | 2 | 0 | 0 |
| Gambling - Betting/Wagering | 0 | 0 | 0 | 0 |
| Gambling - Operating/Promoting | 0 | 0 | 0 | 0 |
| Gambling - Equipment Violations | 0 | 0 | 0 | 0 |
| Gambling - Sports Tampering | 0 | 0 | 0 | 0 |
| Pornography/Obscene Material | 0 | 0 | 0 | 0 |
| Prostitution | 0 | 0 | 0 | 0 |
| Prostitution Assisting/Promoting | 0 | 0 | 0 | 0 |
| Purchasing Prostitution | 0 | 0 | 0 | 0 |
| Weapon Law Violations | 0 | 0 | 0 | 0 |
| Total Group A Offenses | 49 | 34 | 30 | 1 |

(*) Offenses are counted using the FBI Units of Count for Crime

(**) The 'Arrests' column shows arrests made for incidents during the selected period, regardless of arrest date. Arrest counts for the same period may change over time.

Burns Police Department - NIBRS Agency Crime Overview - 2018

| 2017 Population Estimate | | 1,500 | Offenses (*) | | Arrests (**) | |
|---------------------------------------|----------|----------------------------------|-----------------------------------|---------|--------------|----------|
| Offense Overview | | | Reported | Cleared | Adult | Juvenile |
| Group A Offenses | | | | | | |
| Crimes Against Persons | | | | | | |
| Offense Total | 9 | Murder | 0 | 0 | 0 | 0 |
| Number Cleared | 2 | Negligent Manslaughter | 0 | 0 | 0 | 0 |
| Percent Cleared | 22.22 % | Negligent Vehicular Manslaughter | 0 | 0 | 0 | 0 |
| Group A Crimes per 100,000 population | 600.0 | Kidnapping/Abduction | 0 | 0 | 0 | 0 |
| | | Forcible Rape | 0 | 0 | 0 | 0 |
| | | Forcible Sodomy | 0 | 0 | 0 | 0 |
| | | Sexual Assault W/Object | 0 | 0 | 0 | 0 |
| | | Forcible Fondling | 0 | 0 | 0 | 0 |
| Arrest Overview | | Incest | 0 | 0 | 0 | 0 |
| Total Arrests | 2 | Statutory Rape | 0 | 0 | 0 | 0 |
| Adult Arrests | 2 | Aggravated Assault | 0 | 0 | 0 | 0 |
| Juvenile Arrests | 0 | Simple Assault | 0 | 0 | 0 | 0 |
| Unknown Age | 0 | Intimidation | 0 | 0 | 0 | 0 |
| Arrests per 100,000 population | 133.3 | Stalking | 0 | 0 | 0 | 0 |
| | | Commercial Sex Acts | 0 | 0 | 0 | 0 |
| Average number offenses/incident | 1.00 | Involuntary Servitude | 0 | 0 | 0 | 0 |
| Domestic Violence Victims | | | | | | |
| Offense | Reported | Cleared | Crimes Against Property | | | |
| Murder | 0 | 0 | Arson | 0 | 0 | 0 |
| Aggravated Assault | 0 | 0 | Bribery | 0 | 0 | 0 |
| Simple Assault | 0 | 0 | Burglary | 2 | 0 | 0 |
| Intimidation | 0 | 0 | Counterfeiting/Forgery | 0 | 0 | 0 |
| Stalking | 0 | 0 | Destruction/Damage/Vandalism | 0 | 0 | 0 |
| Forcible Rape | 0 | 0 | Embezzlement | 0 | 0 | 0 |
| Forcible Sodomy | 0 | 0 | Extortion/Blackmail | 0 | 0 | 0 |
| Sexual Assault W/Object | 0 | 0 | Fraud - False Pretenses | 0 | 0 | 0 |
| Forcible Fondling | 0 | 0 | Fraud - Credit Card/ATM | 0 | 0 | 0 |
| Incest | 0 | 0 | Fraud - Impersonation | 1 | 0 | 0 |
| Statutory Rape | 0 | 0 | Fraud - Welfare | 0 | 0 | 0 |
| Kidnapping/Abduction | 0 | 0 | Fraud - Wire | 0 | 0 | 0 |
| Commercial Sex Acts | 0 | 0 | Fraud - Identity Theft | 0 | 0 | 0 |
| Involuntary Servitude | 0 | 0 | Fraud - Computer Hacking/Invasion | 0 | 0 | 0 |
| Total | 0 | 0 | Robbery | 0 | 0 | 0 |
| | | | Theft - Pocket-picking | 0 | 0 | 0 |
| | | | Theft - Purse Snatching | 0 | 0 | 0 |
| | | | Theft - Shoplifting | 0 | 0 | 0 |
| Group B Arrests | | | Theft From Building | 0 | 0 | 0 |
| Offense | Adult | Juvenile | Theft From Coin Machine | 0 | 0 | 0 |
| Bad Checks | 0 | 0 | Theft From Motor Vehicle | 1 | 0 | 0 |
| Curfew/Vagrancy | 0 | 0 | Theft of Motor Vehicle Parts | 0 | 0 | 0 |
| Disorderly Conduct | 0 | 0 | Theft - All Other Larceny | 2 | 1 | 1 |
| DUI | 0 | 0 | Motor Vehicle Theft | 3 | 1 | 1 |
| Drunkenness | 0 | 0 | Stolen Property Offenses | 0 | 0 | 0 |
| Family-Non Violent | 0 | 0 | | | | |
| Liquor Law Violations | 0 | 0 | | | | |
| Peeping Tom | 0 | 0 | | | | |
| Runaway | 0 | 0 | | | | |
| Trespass | 0 | 0 | | | | |
| All Other Offenses | 0 | 0 | | | | |
| Total Group B | 0 | 0 | | | | |

(*) Offenses are counted using the FBI Units of Count for Crime

(**) The 'Arrests' column shows arrests made for incidents during the selected period, regardless of arrest date. Arrest counts for the same period may change over time.

This report is valid as of May 06, 2019 and is subject to change

Burns Police Department - NIBRS Agency Crime Overview - 2018

| Crimes Against Society | | | | |
|------------------------------------|----------|----------|----------|----------|
| Animal Cruelty | 0 | 0 | 0 | 0 |
| Drug/Narcotic Violations | 0 | 0 | 0 | 0 |
| Drug/Narcotic Equipment Violations | 0 | 0 | 0 | 0 |
| Gambling - Betting/Wagering | 0 | 0 | 0 | 0 |
| Gambling - Operating/Promoting | 0 | 0 | 0 | 0 |
| Gambling - Equipment Violations | 0 | 0 | 0 | 0 |
| Gambling - Sports Tampering | 0 | 0 | 0 | 0 |
| Pornography/Obscene Material | 0 | 0 | 0 | 0 |
| Prostitution | 0 | 0 | 0 | 0 |
| Prostitution Assisting/Promoting | 0 | 0 | 0 | 0 |
| Purchasing Prostitution | 0 | 0 | 0 | 0 |
| Weapon Law Violations | 0 | 0 | 0 | 0 |
| Total Group A Offenses | 9 | 2 | 2 | 0 |

(*) Offenses are counted using the FBI Units of Count for Crime

(**) The 'Arrests' column shows arrests made for incidents during the selected period, regardless of arrest date. Arrest counts for the same period may change over time.

Calhoun Police Department - NIBRS Agency Crime Overview - 2018

| 2017 Population Estimate | 492 | Offenses (*) | | Arrests (**) | |
|---------------------------------------|-----------------|--------------------------------|-----------------------------------|--------------|----------|
| | | Reported | Cleared | Adult | Juvenile |
| Offense Overview | | Group A Offenses | | | |
| Crimes Against Persons | | Crimes Against Persons | | | |
| Offense Total | 3 | 0 | 0 | 0 | 0 |
| Number Cleared | 0 | 0 | 0 | 0 | 0 |
| Percent Cleared | 0.00 % | 0 | 0 | 0 | 0 |
| Group A Crimes per 100,000 population | 609.8 | 0 | 0 | 0 | 0 |
| Arrest Overview | | Crimes Against Property | | | |
| Total Arrests | 0 | 0 | 0 | 0 | 0 |
| Adult Arrests | 0 | 0 | 0 | 0 | 0 |
| Juvenile Arrests | 0 | 0 | 0 | 0 | 0 |
| Unknown Age | 0 | 0 | 0 | 0 | 0 |
| Arrests per 100,000 population | 0.0 | 0 | 0 | 0 | 0 |
| Average number offenses/incident | 1.00 | 0 | 0 | 0 | 0 |
| Domestic Violence Victims | | Crimes Against Property | | | |
| Offense | Reported | Cleared | | | |
| Murder | 0 | 0 | Arson | 0 | 0 |
| Aggravated Assault | 0 | 0 | Bribery | 0 | 0 |
| Simple Assault | 0 | 0 | Burglary | 1 | 0 |
| Intimidation | 0 | 0 | Counterfeiting/Forgery | 0 | 0 |
| Stalking | 0 | 0 | Destruction/Damage/Vandalism | 0 | 0 |
| Forcible Rape | 0 | 0 | Embezzlement | 0 | 0 |
| Forcible Sodomy | 0 | 0 | Extortion/Blackmail | 0 | 0 |
| Sexual Assault W/Object | 0 | 0 | Fraud - False Pretenses | 0 | 0 |
| Forcible Fondling | 0 | 0 | Fraud - Credit Card/ATM | 1 | 0 |
| Incest | 0 | 0 | Fraud - Impersonation | 0 | 0 |
| Statutory Rape | 0 | 0 | Fraud - Welfare | 0 | 0 |
| Kidnapping/Abduction | 0 | 0 | Fraud - Wire | 0 | 0 |
| Commercial Sex Acts | 0 | 0 | Fraud - Identity Theft | 0 | 0 |
| Involuntary Servitude | 0 | 0 | Fraud - Computer Hacking/Invasion | 0 | 0 |
| Total | 0 | 0 | Robbery | 1 | 0 |
| Group B Arrests | | Theft - Pocket-picking | | | |
| Offense | Adult | Juvenile | Theft - Purse Snatching | | |
| Bad Checks | 0 | 0 | Theft - Shoplifting | | |
| Curfew/Vagrancy | 0 | 0 | Theft From Building | | |
| Disorderly Conduct | 0 | 0 | Theft From Coin Machine | | |
| DUI | 0 | 0 | Theft From Motor Vehicle | | |
| Drunkenness | 0 | 0 | Theft of Motor Vehicle Parts | | |
| Family-Non Violent | 0 | 0 | Theft - All Other Larceny | | |
| Liquor Law Violations | 0 | 0 | Motor Vehicle Theft | | |
| Peeping Tom | 0 | 0 | Stolen Property Offenses | | |
| Runaway | 0 | 0 | | | |
| Trespass | 0 | 0 | | | |
| All Other Offenses | 0 | 0 | | | |
| Total Group B | 0 | 0 | | | |

(*) Offenses are counted using the FBI Units of Count for Crime

(**) The 'Arrests' column shows arrests made for incidents during the selected period, regardless of arrest date. Arrest counts for the same period may change over time.

This report is valid as of May 06, 2019 and is subject to change

Calhoun Police Department - NIBRS Agency Crime Overview - 2018

| Crimes Against Society | | | | |
|------------------------------------|----------|----------|----------|----------|
| Animal Cruelty | 0 | 0 | 0 | 0 |
| Drug/Narcotic Violations | 0 | 0 | 0 | 0 |
| Drug/Narcotic Equipment Violations | 0 | 0 | 0 | 0 |
| Gambling - Betting/Wagering | 0 | 0 | 0 | 0 |
| Gambling - Operating/Promoting | 0 | 0 | 0 | 0 |
| Gambling - Equipment Violations | 0 | 0 | 0 | 0 |
| Gambling - Sports Tampering | 0 | 0 | 0 | 0 |
| Pornography/Obscene Material | 0 | 0 | 0 | 0 |
| Prostitution | 0 | 0 | 0 | 0 |
| Prostitution Assisting/Promoting | 0 | 0 | 0 | 0 |
| Purchasing Prostitution | 0 | 0 | 0 | 0 |
| Weapon Law Violations | 0 | 0 | 0 | 0 |
| Total Group A Offenses | 3 | 0 | 0 | 0 |

(*) Offenses are counted using the FBI Units of Count for Crime

(**) The 'Arrests' column shows arrests made for incidents during the selected period, regardless of arrest date. Arrest counts for the same period may change over time.

Camden Police Department - NIBRS Agency Crime Overview - 2018

| 2017 Population Estimate | 3,511 | Offenses (*) | | Arrests (**) | | | |
|---------------------------------------|-----------------|----------------------------------|-----------------------------------|--------------|----------|----|---|
| | | Reported | Cleared | Adult | Juvenile | | |
| Offense Overview | | Group A Offenses | | | | | |
| Crimes Against Persons | | Crimes Against Persons | | | | | |
| Offense Total | 183 | Murder | 0 | 0 | 0 | 0 | |
| Number Cleared | 80 | Negligent Manslaughter | 0 | 0 | 0 | 0 | |
| Percent Cleared | 43.72 % | Negligent Vehicular Manslaughter | 0 | 0 | 0 | 0 | |
| Group A Crimes per 100,000 population | 5,212.2 | Kidnapping/Abduction | 0 | 0 | 0 | 0 | |
| | | Forcible Rape | 0 | 0 | 0 | 0 | |
| | | Forcible Sodomy | 0 | 0 | 0 | 0 | |
| | | Sexual Assault W/Object | 0 | 0 | 0 | 0 | |
| | | Forcible Fondling | 0 | 0 | 0 | 0 | |
| Arrest Overview | | Incest | 0 | 0 | 0 | 0 | |
| Total Arrests | 120 | Statutory Rape | 0 | 0 | 0 | 0 | |
| Adult Arrests | 118 | Aggravated Assault | 5 | 3 | 3 | 0 | |
| Juvenile Arrests | 2 | Simple Assault | 17 | 11 | 12 | 0 | |
| Unknown Age | 0 | Intimidation | 1 | 0 | 0 | 0 | |
| Arrests per 100,000 population | 3,417.8 | Stalking | 1 | 1 | 1 | 0 | |
| | | Commercial Sex Acts | 0 | 0 | 0 | 0 | |
| | | Involuntary Servitude | 0 | 0 | 0 | 0 | |
| Average number offenses/incident | 1.05 | Crimes Against Property | | | | | |
| Domestic Violence Victims | | Crimes Against Property | | | | | |
| Offense | Reported | Cleared | | | | | |
| Murder | 0 | 0 | Arson | 0 | 0 | 0 | 0 |
| Aggravated Assault | 0 | 0 | Bribery | 0 | 0 | 0 | 0 |
| Simple Assault | 4 | 4 | Burglary | 15 | 6 | 6 | 0 |
| Intimidation | 0 | 0 | Counterfeiting/Forgery | 2 | 0 | 0 | 0 |
| Stalking | 0 | 0 | Destruction/Damage/Vandalism | 24 | 3 | 2 | 0 |
| Forcible Rape | 0 | 0 | Embezzlement | 0 | 0 | 0 | 0 |
| Forcible Sodomy | 0 | 0 | Extortion/Blackmail | 0 | 0 | 0 | 0 |
| Sexual Assault W/Object | 0 | 0 | Fraud - False Pretenses | 0 | 0 | 0 | 0 |
| Forcible Fondling | 0 | 0 | Fraud - Credit Card/ATM | 1 | 0 | 0 | 0 |
| Incest | 0 | 0 | Fraud - Impersonation | 0 | 0 | 0 | 0 |
| Statutory Rape | 0 | 0 | Fraud - Welfare | 0 | 0 | 0 | 0 |
| Kidnapping/Abduction | 0 | 0 | Fraud - Wire | 2 | 0 | 0 | 0 |
| Commercial Sex Acts | 0 | 0 | Fraud - Identity Theft | 0 | 0 | 0 | 0 |
| Involuntary Servitude | 0 | 0 | Fraud - Computer Hacking/Invasion | 0 | 0 | 0 | 0 |
| Total | 4 | 4 | Robbery | 0 | 0 | 0 | 0 |
| | | | Theft - Pocket-picking | 0 | 0 | 0 | 0 |
| | | | Theft - Purse Snatching | 1 | 1 | 1 | 0 |
| | | | Theft - Shoplifting | 29 | 22 | 22 | 0 |
| Group B Arrests | | | Theft From Building | 8 | 0 | 0 | 0 |
| Offense | Adult | Juvenile | Theft From Coin Machine | 0 | 0 | 0 | 0 |
| Bad Checks | 0 | 0 | Theft From Motor Vehicle | 5 | 0 | 0 | 0 |
| Curfew/Vagrancy | 0 | 0 | Theft of Motor Vehicle Parts | 0 | 0 | 0 | 0 |
| Disorderly Conduct | 10 | 0 | Theft - All Other Larceny | 44 | 9 | 9 | 1 |
| DUI | 1 | 0 | Motor Vehicle Theft | 7 | 3 | 3 | 0 |
| Drunkenness | 10 | 0 | Stolen Property Offenses | 0 | 0 | 0 | 0 |
| Family-Non Violent | 0 | 0 | | | | | |
| Liquor Law Violations | 0 | 0 | | | | | |
| Peeping Tom | 0 | 0 | | | | | |
| Runaway | 0 | 0 | | | | | |
| Trespass | 2 | 0 | | | | | |
| All Other Offenses | 13 | 1 | | | | | |
| Total Group B | 36 | 1 | | | | | |

(*) Offenses are counted using the FBI Units of Count for Crime

(**) The 'Arrests' column shows arrests made for incidents during the selected period, regardless of arrest date. Arrest counts for the same period may change over time.

This report is valid as of May 06, 2019 and is subject to change

Camden Police Department - NIBRS Agency Crime Overview - 2018

| Crimes Against Society | | | | |
|------------------------------------|------------|-----------|-----------|----------|
| Animal Cruelty | 0 | 0 | 0 | 0 |
| Drug/Narcotic Violations | 14 | 14 | 17 | 0 |
| Drug/Narcotic Equipment Violations | 6 | 6 | 6 | 0 |
| Gambling - Betting/Wagering | 0 | 0 | 0 | 0 |
| Gambling - Operating/Promoting | 0 | 0 | 0 | 0 |
| Gambling - Equipment Violations | 0 | 0 | 0 | 0 |
| Gambling - Sports Tampering | 0 | 0 | 0 | 0 |
| Pornography/Obscene Material | 0 | 0 | 0 | 0 |
| Prostitution | 0 | 0 | 0 | 0 |
| Prostitution Assisting/Promoting | 0 | 0 | 0 | 0 |
| Purchasing Prostitution | 0 | 0 | 0 | 0 |
| Weapon Law Violations | 1 | 1 | 0 | 0 |
| Total Group A Offenses | 183 | 80 | 82 | 1 |

(*) Offenses are counted using the FBI Units of Count for Crime

(**) The 'Arrests' column shows arrests made for incidents during the selected period, regardless of arrest date. Arrest counts for the same period may change over time.

Carthage Police Department - NIBRS Agency Crime Overview - 2018

| 2017 Population Estimate | | 2,263 | | Offenses (*) | | Arrests (**) | |
|---------------------------------------|-----------|----------------------------------|-----------------------------------|-------------------------|---------|--------------|----------|
| Offense Overview | | Group A Offenses | | Reported | Cleared | Adult | Juvenile |
| | | Crimes Against Persons | | | | | |
| Offense Total | 166 | Murder | | 0 | 0 | 0 | 0 |
| Number Cleared | 87 | Negligent Manslaughter | | 0 | 0 | 0 | 0 |
| Percent Cleared | 52.41 % | Negligent Vehicular Manslaughter | | 0 | 0 | 0 | 0 |
| Group A Crimes per 100,000 population | 7,335.4 | Kidnapping/Abduction | | 0 | 0 | 0 | 0 |
| | | Forcible Rape | | 2 | 0 | 0 | 0 |
| | | Forcible Sodomy | | 0 | 0 | 0 | 0 |
| | | Sexual Assault W/Object | | 0 | 0 | 0 | 0 |
| | | Forcible Fondling | | 0 | 0 | 0 | 0 |
| | | Incest | | 0 | 0 | 0 | 0 |
| | | Statutory Rape | | 0 | 0 | 0 | 0 |
| | | Aggravated Assault | | 3 | 2 | 2 | 0 |
| | | Simple Assault | | 18 | 10 | 10 | 0 |
| | | Intimidation | | 4 | 0 | 0 | 0 |
| | | Stalking | | 1 | 0 | 0 | 0 |
| | | Commercial Sex Acts | | 0 | 0 | 0 | 0 |
| | | Involuntary Servitude | | 0 | 0 | 0 | 0 |
| | | Average number offenses/incident | 1.12 | | | | |
| Domestic Violence Victims | | | | Crimes Against Property | | | |
| Offense | Reported | Cleared | | | | | |
| Murder | 0 | 0 | Arson | 0 | 0 | 0 | 0 |
| Aggravated Assault | 1 | 1 | Bribery | 0 | 0 | 0 | 0 |
| Simple Assault | 12 | 9 | Burglary | 4 | 2 | 1 | 1 |
| Intimidation | 1 | 0 | Counterfeiting/Forgery | 2 | 1 | 1 | 0 |
| Stalking | 0 | 0 | Destruction/Damage/Vandalism | 18 | 3 | 1 | 0 |
| Forcible Rape | 1 | 0 | Embezzlement | 1 | 1 | 1 | 0 |
| Forcible Sodomy | 0 | 0 | Extortion/Blackmail | 0 | 0 | 0 | 0 |
| Sexual Assault W/Object | 0 | 0 | Fraud - False Pretenses | 0 | 0 | 0 | 0 |
| Forcible Fondling | 0 | 0 | Fraud - Credit Card/ATM | 1 | 0 | 0 | 0 |
| Incest | 0 | 0 | Fraud - Impersonation | 1 | 1 | 1 | 0 |
| Statutory Rape | 0 | 0 | Fraud - Welfare | 0 | 0 | 0 | 0 |
| Kidnapping/Abduction | 0 | 0 | Fraud - Wire | 0 | 0 | 0 | 0 |
| Commercial Sex Acts | 0 | 0 | Fraud - Identity Theft | 0 | 0 | 0 | 0 |
| Involuntary Servitude | 0 | 0 | Fraud - Computer Hacking/Invasion | 0 | 0 | 0 | 0 |
| Total | 15 | 10 | Robbery | 1 | 1 | 1 | 0 |
| | | | Theft - Pocket-picking | 0 | 0 | 0 | 0 |
| | | | Theft - Purse Snatching | 0 | 0 | 0 | 0 |
| | | | Theft - Shoplifting | 36 | 19 | 22 | 0 |
| | | | Theft From Building | 4 | 2 | 1 | 0 |
| | | | Theft From Coin Machine | 0 | 0 | 0 | 0 |
| | | | Theft From Motor Vehicle | 7 | 0 | 0 | 0 |
| | | | Theft of Motor Vehicle Parts | 2 | 0 | 0 | 0 |
| | | | Theft - All Other Larceny | 17 | 4 | 3 | 0 |
| | | | Motor Vehicle Theft | 1 | 0 | 0 | 0 |
| | | | Stolen Property Offenses | 3 | 2 | 2 | 0 |
| Group B Arrests | | | | | | | |
| Offense | Adult | Juvenile | | | | | |
| Bad Checks | 1 | 0 | | | | | |
| Curfew/Vagrancy | 0 | 1 | | | | | |
| Disorderly Conduct | 3 | 0 | | | | | |
| DUI | 12 | 0 | | | | | |
| Drunkenness | 12 | 0 | | | | | |
| Family-Non Violent | 2 | 0 | | | | | |
| Liquor Law Violations | 0 | 4 | | | | | |
| Peeping Tom | 0 | 0 | | | | | |
| Runaway | 0 | 0 | | | | | |
| Trespass | 10 | 1 | | | | | |
| All Other Offenses | 7 | 2 | | | | | |
| Total Group B | 47 | 8 | | | | | |

(*) Offenses are counted using the FBI Units of Count for Crime

(**) The 'Arrests' column shows arrests made for incidents during the selected period, regardless of arrest date. Arrest counts for the same period may change over time.

This report is valid as of May 06, 2019 and is subject to change

Carthage Police Department - NIBRS Agency Crime Overview - 2018

| Crimes Against Society | | | | |
|------------------------------------|------------|-----------|-----------|----------|
| Animal Cruelty | 0 | 0 | 0 | 0 |
| Drug/Narcotic Violations | 21 | 20 | 21 | 0 |
| Drug/Narcotic Equipment Violations | 19 | 19 | 12 | 1 |
| Gambling - Betting/Wagering | 0 | 0 | 0 | 0 |
| Gambling - Operating/Promoting | 0 | 0 | 0 | 0 |
| Gambling - Equipment Violations | 0 | 0 | 0 | 0 |
| Gambling - Sports Tampering | 0 | 0 | 0 | 0 |
| Pornography/Obscene Material | 0 | 0 | 0 | 0 |
| Prostitution | 0 | 0 | 0 | 0 |
| Prostitution Assisting/Promoting | 0 | 0 | 0 | 0 |
| Purchasing Prostitution | 0 | 0 | 0 | 0 |
| Weapon Law Violations | 0 | 0 | 0 | 0 |
| Total Group A Offenses | 166 | 87 | 79 | 2 |

(*) Offenses are counted using the FBI Units of Count for Crime

(**) The 'Arrests' column shows arrests made for incidents during the selected period, regardless of arrest date. Arrest counts for the same period may change over time.

Caryville Police Department - NIBRS Agency Crime Overview - 2018

| Crimes Against Society | | | | |
|------------------------------------|------------|-----------|-----------|----------|
| Animal Cruelty | 0 | 0 | 0 | 0 |
| Drug/Narcotic Violations | 15 | 15 | 14 | 0 |
| Drug/Narcotic Equipment Violations | 13 | 13 | 4 | 0 |
| Gambling - Betting/Wagering | 0 | 0 | 0 | 0 |
| Gambling - Operating/Promoting | 0 | 0 | 0 | 0 |
| Gambling - Equipment Violations | 0 | 0 | 0 | 0 |
| Gambling - Sports Tampering | 0 | 0 | 0 | 0 |
| Pornography/Obscene Material | 0 | 0 | 0 | 0 |
| Prostitution | 0 | 0 | 0 | 0 |
| Prostitution Assisting/Promoting | 0 | 0 | 0 | 0 |
| Purchasing Prostitution | 0 | 0 | 0 | 0 |
| Weapon Law Violations | 1 | 1 | 0 | 0 |
| Total Group A Offenses | 126 | 51 | 37 | 0 |

(*) Offenses are counted using the FBI Units of Count for Crime

(**) The 'Arrests' column shows arrests made for incidents during the selected period, regardless of arrest date. Arrest counts for the same period may change over time.

Celina Police Department - NIBRS Agency Crime Overview - 2018

| 2017 Population Estimate | 1,463 | Offenses (*) | | Arrests (**) | | | |
|---------------------------------------|-----------------|----------------------------------|-----------------------------------|--------------|----------|----|---|
| | | Reported | Cleared | Adult | Juvenile | | |
| Offense Overview | | Group A Offenses | | | | | |
| Crimes Against Persons | | Crimes Against Persons | | | | | |
| Offense Total | 116 | Murder | 0 | 0 | 0 | 0 | |
| Number Cleared | 97 | Negligent Manslaughter | 0 | 0 | 0 | 0 | |
| Percent Cleared | 83.62 % | Negligent Vehicular Manslaughter | 0 | 0 | 0 | 0 | |
| Group A Crimes per 100,000 population | 7,928.9 | Kidnapping/Abduction | 0 | 0 | 0 | 0 | |
| | | Forcible Rape | 0 | 0 | 0 | 0 | |
| | | Forcible Sodomy | 0 | 0 | 0 | 0 | |
| | | Sexual Assault W/Object | 0 | 0 | 0 | 0 | |
| | | Forcible Fondling | 0 | 0 | 0 | 0 | |
| Arrest Overview | | Incest | 0 | 0 | 0 | 0 | |
| Total Arrests | 136 | Statutory Rape | 0 | 0 | 0 | 0 | |
| Adult Arrests | 131 | Aggravated Assault | 4 | 4 | 4 | 0 | |
| Juvenile Arrests | 5 | Simple Assault | 22 | 21 | 19 | 0 | |
| Unknown Age | 0 | Intimidation | 4 | 2 | 4 | 5 | |
| Arrests per 100,000 population | 9,296.0 | Stalking | 0 | 0 | 0 | 0 | |
| | | Commercial Sex Acts | 0 | 0 | 0 | 0 | |
| Average number offenses/incident | 1.20 | Involuntary Servitude | 0 | 0 | 0 | 0 | |
| Domestic Violence Victims | | Crimes Against Property | | | | | |
| Offense | Reported | Cleared | | | | | |
| Murder | 0 | 0 | Arson | 0 | 0 | 0 | 0 |
| Aggravated Assault | 1 | 1 | Bribery | 0 | 0 | 0 | 0 |
| Simple Assault | 17 | 16 | Burglary | 2 | 0 | 0 | 0 |
| Intimidation | 0 | 0 | Counterfeiting/Forgery | 1 | 1 | 1 | 0 |
| Stalking | 0 | 0 | Destruction/Damage/Vandalism | 7 | 6 | 4 | 0 |
| Forcible Rape | 0 | 0 | Embezzlement | 0 | 0 | 0 | 0 |
| Forcible Sodomy | 0 | 0 | Extortion/Blackmail | 0 | 0 | 0 | 0 |
| Sexual Assault W/Object | 0 | 0 | Fraud - False Pretenses | 1 | 1 | 1 | 0 |
| Forcible Fondling | 0 | 0 | Fraud - Credit Card/ATM | 0 | 0 | 0 | 0 |
| Incest | 0 | 0 | Fraud - Impersonation | 0 | 0 | 0 | 0 |
| Statutory Rape | 0 | 0 | Fraud - Welfare | 0 | 0 | 0 | 0 |
| Kidnapping/Abduction | 0 | 0 | Fraud - Wire | 0 | 0 | 0 | 0 |
| Commercial Sex Acts | 0 | 0 | Fraud - Identity Theft | 0 | 0 | 0 | 0 |
| Involuntary Servitude | 0 | 0 | Fraud - Computer Hacking/Invasion | 0 | 0 | 0 | 0 |
| Total | 18 | 17 | Robbery | 0 | 0 | 0 | 0 |
| | | | Theft - Pocket-picking | 1 | 1 | 3 | 0 |
| | | | Theft - Purse Snatching | 0 | 0 | 0 | 0 |
| | | | Theft - Shoplifting | 11 | 11 | 10 | 0 |
| Group B Arrests | | | Theft From Building | 1 | 1 | 1 | 0 |
| Offense | Adult | Juvenile | Theft From Coin Machine | 0 | 0 | 0 | 0 |
| Bad Checks | 1 | 0 | Theft From Motor Vehicle | 3 | 0 | 0 | 0 |
| Curfew/Vagrancy | 0 | 0 | Theft of Motor Vehicle Parts | 1 | 1 | 1 | 0 |
| Disorderly Conduct | 2 | 0 | Theft - All Other Larceny | 13 | 4 | 3 | 0 |
| DUI | 7 | 0 | Motor Vehicle Theft | 4 | 3 | 7 | 0 |
| Drunkenness | 9 | 0 | Stolen Property Offenses | 0 | 0 | 0 | 0 |
| Family-Non Violent | 0 | 0 | | | | | |
| Liquor Law Violations | 0 | 0 | | | | | |
| Peeping Tom | 0 | 0 | | | | | |
| Runaway | 0 | 0 | | | | | |
| Trespass | 10 | 0 | | | | | |
| All Other Offenses | 4 | 0 | | | | | |
| Total Group B | 33 | 0 | | | | | |

(*) Offenses are counted using the FBI Units of Count for Crime

(**) The 'Arrests' column shows arrests made for incidents during the selected period, regardless of arrest date. Arrest counts for the same period may change over time.

This report is valid as of May 06, 2019 and is subject to change

Celina Police Department - NIBRS Agency Crime Overview - 2018

| Crimes Against Society | | | | |
|------------------------------------|------------|-----------|-----------|----------|
| Animal Cruelty | 0 | 0 | 0 | 0 |
| Drug/Narcotic Violations | 20 | 20 | 20 | 0 |
| Drug/Narcotic Equipment Violations | 21 | 21 | 20 | 0 |
| Gambling - Betting/Wagering | 0 | 0 | 0 | 0 |
| Gambling - Operating/Promoting | 0 | 0 | 0 | 0 |
| Gambling - Equipment Violations | 0 | 0 | 0 | 0 |
| Gambling - Sports Tampering | 0 | 0 | 0 | 0 |
| Pornography/Obscene Material | 0 | 0 | 0 | 0 |
| Prostitution | 0 | 0 | 0 | 0 |
| Prostitution Assisting/Promoting | 0 | 0 | 0 | 0 |
| Purchasing Prostitution | 0 | 0 | 0 | 0 |
| Weapon Law Violations | 0 | 0 | 0 | 0 |
| Total Group A Offenses | 116 | 97 | 98 | 5 |

(*) Offenses are counted using the FBI Units of Count for Crime

(**) The 'Arrests' column shows arrests made for incidents during the selected period, regardless of arrest date. Arrest counts for the same period may change over time.

Centerville Police Department - NIBRS Agency Crime Overview - 2018

| 2017 Population Estimate | | 3,563 | | Offenses (*) | | Arrests (**) | |
|---------------------------------------|-----------------|----------------------------------|-----------------------------------|--------------------------------|---------|--------------|----------|
| | | | | Reported | Cleared | Adult | Juvenile |
| Offense Overview | | | | Group A Offenses | | | |
| Crimes Against Persons | | | | Crimes Against Persons | | | |
| Offense Total | 178 | Murder | 0 | 0 | 0 | 0 | |
| Number Cleared | 93 | Negligent Manslaughter | 0 | 0 | 0 | 0 | |
| Percent Cleared | 52.25 % | Negligent Vehicular Manslaughter | 0 | 0 | 0 | 0 | |
| Group A Crimes per 100,000 population | 4,995.8 | Kidnapping/Abduction | 0 | 0 | 0 | 0 | |
| | | Forcible Rape | 0 | 0 | 0 | 0 | |
| | | Forcible Sodomy | 0 | 0 | 0 | 0 | |
| | | Sexual Assault W/Object | 0 | 0 | 0 | 0 | |
| Arrest Overview | | Forcible Fondling | 1 | 0 | 0 | 0 | |
| Total Arrests | 117 | Incest | 0 | 0 | 0 | 0 | |
| Adult Arrests | 106 | Statutory Rape | 0 | 0 | 0 | 0 | |
| Juvenile Arrests | 11 | Aggravated Assault | 13 | 10 | 5 | 0 | |
| Unknown Age | 0 | Simple Assault | 12 | 9 | 8 | 0 | |
| Arrests per 100,000 population | 3,283.7 | Intimidation | 3 | 2 | 2 | 0 | |
| | | Stalking | 0 | 0 | 0 | 0 | |
| | | Commercial Sex Acts | 0 | 0 | 0 | 0 | |
| Average number offenses/incident | 1.13 | Involuntary Servitude | 0 | 0 | 0 | 0 | |
| Domestic Violence Victims | | | | Crimes Against Property | | | |
| Offense | Reported | Cleared | | | | | |
| Murder | 0 | 0 | Arson | 0 | 0 | 0 | |
| Aggravated Assault | 6 | 5 | Bribery | 0 | 0 | 0 | |
| Simple Assault | 5 | 5 | Burglary | 21 | 0 | 0 | |
| Intimidation | 1 | 1 | Counterfeiting/Forgery | 0 | 0 | 0 | |
| Stalking | 0 | 0 | Destruction/Damage/Vandalism | 12 | 3 | 2 | |
| Forcible Rape | 0 | 0 | Embezzlement | 0 | 0 | 0 | |
| Forcible Sodomy | 0 | 0 | Extortion/Blackmail | 0 | 0 | 0 | |
| Sexual Assault W/Object | 0 | 0 | Fraud - False Pretenses | 5 | 0 | 0 | |
| Forcible Fondling | 0 | 0 | Fraud - Credit Card/ATM | 4 | 0 | 0 | |
| Incest | 0 | 0 | Fraud - Impersonation | 2 | 2 | 2 | |
| Statutory Rape | 0 | 0 | Fraud - Welfare | 0 | 0 | 0 | |
| Kidnapping/Abduction | 0 | 0 | Fraud - Wire | 0 | 0 | 0 | |
| Commercial Sex Acts | 0 | 0 | Fraud - Identity Theft | 0 | 0 | 0 | |
| Involuntary Servitude | 0 | 0 | Fraud - Computer Hacking/Invasion | 0 | 0 | 0 | |
| Total | 12 | 11 | Robbery | 1 | 0 | 0 | |
| | | | Theft - Pocket-picking | 0 | 0 | 0 | |
| | | | Theft - Purse Snatching | 1 | 0 | 0 | |
| | | | Theft - Shoplifting | 9 | 5 | 3 | |
| Group B Arrests | | | Theft From Building | 17 | 0 | 0 | |
| Offense | Adult | Juvenile | Theft From Coin Machine | 0 | 0 | 0 | |
| Bad Checks | 0 | 0 | Theft From Motor Vehicle | 1 | 0 | 0 | |
| Curfew/Vagrancy | 1 | 0 | Theft of Motor Vehicle Parts | 3 | 0 | 0 | |
| Disorderly Conduct | 14 | 0 | Theft - All Other Larceny | 11 | 2 | 2 | |
| DUI | 9 | 0 | Motor Vehicle Theft | 8 | 6 | 3 | |
| Drunkenness | 15 | 0 | Stolen Property Offenses | 0 | 0 | 0 | |
| Family-Non Violent | 1 | 0 | | | | | |
| Liquor Law Violations | 0 | 1 | | | | | |
| Peeping Tom | 0 | 0 | | | | | |
| Runaway | 0 | 0 | | | | | |
| Trespass | 3 | 0 | | | | | |
| All Other Offenses | 9 | 3 | | | | | |
| Total Group B | 52 | 4 | | | | | |

(*) Offenses are counted using the FBI Units of Count for Crime

(**) The 'Arrests' column shows arrests made for incidents during the selected period, regardless of arrest date. Arrest counts for the same period may change over time.

This report is valid as of May 06, 2019 and is subject to change

Centerville Police Department - NIBRS Agency Crime Overview - 2018

| Crimes Against Society | | | | |
|------------------------------------|------------|-----------|-----------|----------|
| Animal Cruelty | 0 | 0 | 0 | 0 |
| Drug/Narcotic Violations | 31 | 31 | 20 | 1 |
| Drug/Narcotic Equipment Violations | 21 | 21 | 6 | 0 |
| Gambling - Betting/Wagering | 0 | 0 | 0 | 0 |
| Gambling - Operating/Promoting | 0 | 0 | 0 | 0 |
| Gambling - Equipment Violations | 0 | 0 | 0 | 0 |
| Gambling - Sports Tampering | 0 | 0 | 0 | 0 |
| Pornography/Obscene Material | 0 | 0 | 0 | 0 |
| Prostitution | 0 | 0 | 0 | 0 |
| Prostitution Assisting/Promoting | 0 | 0 | 0 | 0 |
| Purchasing Prostitution | 0 | 0 | 0 | 0 |
| Weapon Law Violations | 2 | 2 | 1 | 1 |
| Total Group A Offenses | 178 | 93 | 54 | 7 |

(*) Offenses are counted using the FBI Units of Count for Crime

(**) The 'Arrests' column shows arrests made for incidents during the selected period, regardless of arrest date. Arrest counts for the same period may change over time.

Chapel Hill Police Department - NIBRS Agency Crime Overview - 2018

| Crimes Against Society | | | | |
|------------------------------------|------------|------------|-----------|----------|
| Animal Cruelty | 0 | 0 | 0 | 0 |
| Drug/Narcotic Violations | 29 | 29 | 32 | 0 |
| Drug/Narcotic Equipment Violations | 19 | 19 | 2 | 0 |
| Gambling - Betting/Wagering | 0 | 0 | 0 | 0 |
| Gambling - Operating/Promoting | 0 | 0 | 0 | 0 |
| Gambling - Equipment Violations | 0 | 0 | 0 | 0 |
| Gambling - Sports Tampering | 0 | 0 | 0 | 0 |
| Pornography/Obscene Material | 0 | 0 | 0 | 0 |
| Prostitution | 0 | 0 | 0 | 0 |
| Prostitution Assisting/Promoting | 0 | 0 | 0 | 0 |
| Purchasing Prostitution | 0 | 0 | 0 | 0 |
| Weapon Law Violations | 0 | 0 | 0 | 0 |
| Total Group A Offenses | 171 | 112 | 80 | 0 |

(*) Offenses are counted using the FBI Units of Count for Crime

(**) The 'Arrests' column shows arrests made for incidents during the selected period, regardless of arrest date. Arrest counts for the same period may change over time.

Charleston Police Department - NIBRS Agency Crime Overview - 2018

| 2017 Population Estimate | 681 | Offenses (*) | | Arrests (**) | | | |
|---------------------------------------|-----------------|----------------------------------|-----------------------------------|--------------|----------|---|---|
| | | Reported | Cleared | Adult | Juvenile | | |
| Offense Overview | | Group A Offenses | | | | | |
| | | Crimes Against Persons | | | | | |
| Offense Total | 13 | Murder | 0 | 0 | 0 | 0 | |
| Number Cleared | 10 | Negligent Manslaughter | 0 | 0 | 0 | 0 | |
| Percent Cleared | 76.92 % | Negligent Vehicular Manslaughter | 0 | 0 | 0 | 0 | |
| Group A Crimes per 100,000 population | 1,909.0 | Kidnapping/Abduction | 0 | 0 | 0 | 0 | |
| | | Forcible Rape | 0 | 0 | 0 | 0 | |
| | | Forcible Sodomy | 0 | 0 | 0 | 0 | |
| | | Sexual Assault W/Object | 0 | 0 | 0 | 0 | |
| Arrest Overview | | Forcible Fondling | 0 | 0 | 0 | 0 | |
| Total Arrests | 10 | Incest | 0 | 0 | 0 | 0 | |
| Adult Arrests | 10 | Statutory Rape | 0 | 0 | 0 | 0 | |
| Juvenile Arrests | 0 | Aggravated Assault | 3 | 3 | 1 | 0 | |
| Unknown Age | 0 | Simple Assault | 0 | 0 | 0 | 0 | |
| Arrests per 100,000 population | 1,468.4 | Intimidation | 0 | 0 | 0 | 0 | |
| | | Stalking | 0 | 0 | 0 | 0 | |
| | | Commercial Sex Acts | 0 | 0 | 0 | 0 | |
| Average number offenses/incident | 1.18 | Involuntary Servitude | 0 | 0 | 0 | 0 | |
| Domestic Violence Victims | | Crimes Against Property | | | | | |
| Offense | Reported | Cleared | | | | | |
| Murder | 0 | 0 | Arson | 0 | 0 | 0 | 0 |
| Aggravated Assault | 2 | 2 | Bribery | 0 | 0 | 0 | 0 |
| Simple Assault | 0 | 0 | Burglary | 0 | 0 | 0 | 0 |
| Intimidation | 0 | 0 | Counterfeiting/Forgery | 0 | 0 | 0 | 0 |
| Stalking | 0 | 0 | Destruction/Damage/Vandalism | 2 | 0 | 0 | 0 |
| Forcible Rape | 0 | 0 | Embezzlement | 1 | 1 | 1 | 0 |
| Forcible Sodomy | 0 | 0 | Extortion/Blackmail | 0 | 0 | 0 | 0 |
| Sexual Assault W/Object | 0 | 0 | Fraud - False Pretenses | 0 | 0 | 0 | 0 |
| Forcible Fondling | 0 | 0 | Fraud - Credit Card/ATM | 0 | 0 | 0 | 0 |
| Incest | 0 | 0 | Fraud - Impersonation | 0 | 0 | 0 | 0 |
| Statutory Rape | 0 | 0 | Fraud - Welfare | 0 | 0 | 0 | 0 |
| Kidnapping/Abduction | 0 | 0 | Fraud - Wire | 0 | 0 | 0 | 0 |
| Commercial Sex Acts | 0 | 0 | Fraud - Identity Theft | 0 | 0 | 0 | 0 |
| Involuntary Servitude | 0 | 0 | Fraud - Computer Hacking/Invasion | 0 | 0 | 0 | 0 |
| Total | 2 | 2 | Robbery | 0 | 0 | 0 | 0 |
| | | | Theft - Pocket-picking | 0 | 0 | 0 | 0 |
| Group B Arrests | | | Theft - Purse Snatching | 0 | 0 | 0 | 0 |
| Offense | Adult | Juvenile | Theft - Shoplifting | 1 | 1 | 1 | 0 |
| Bad Checks | 0 | 0 | Theft From Building | 0 | 0 | 0 | 0 |
| Curfew/Vagrancy | 0 | 0 | Theft From Coin Machine | 0 | 0 | 0 | 0 |
| Disorderly Conduct | 0 | 0 | Theft From Motor Vehicle | 0 | 0 | 0 | 0 |
| DUI | 2 | 0 | Theft of Motor Vehicle Parts | 0 | 0 | 0 | 0 |
| Drunkenness | 0 | 0 | Theft - All Other Larceny | 1 | 0 | 0 | 0 |
| Family-Non Violent | 0 | 0 | Motor Vehicle Theft | 0 | 0 | 0 | 0 |
| Liquor Law Violations | 0 | 0 | Stolen Property Offenses | 0 | 0 | 0 | 0 |
| Peeping Tom | 0 | 0 | | | | | |
| Runaway | 0 | 0 | | | | | |
| Trespass | 1 | 0 | | | | | |
| All Other Offenses | 0 | 0 | | | | | |
| Total Group B | 3 | 0 | | | | | |

(*) Offenses are counted using the FBI Units of Count for Crime

(**) The 'Arrests' column shows arrests made for incidents during the selected period, regardless of arrest date. Arrest counts for the same period may change over time.

This report is valid as of May 06, 2019 and is subject to change

Charleston Police Department - NIBRS Agency Crime Overview - 2018

| Crimes Against Society | | | | |
|------------------------------------|-----------|-----------|----------|----------|
| Animal Cruelty | 0 | 0 | 0 | 0 |
| Drug/Narcotic Violations | 3 | 3 | 3 | 0 |
| Drug/Narcotic Equipment Violations | 2 | 2 | 1 | 0 |
| Gambling - Betting/Wagering | 0 | 0 | 0 | 0 |
| Gambling - Operating/Promoting | 0 | 0 | 0 | 0 |
| Gambling - Equipment Violations | 0 | 0 | 0 | 0 |
| Gambling - Sports Tampering | 0 | 0 | 0 | 0 |
| Pornography/Obscene Material | 0 | 0 | 0 | 0 |
| Prostitution | 0 | 0 | 0 | 0 |
| Prostitution Assisting/Promoting | 0 | 0 | 0 | 0 |
| Purchasing Prostitution | 0 | 0 | 0 | 0 |
| Weapon Law Violations | 0 | 0 | 0 | 0 |
| Total Group A Offenses | 13 | 10 | 7 | 0 |

(*) Offenses are counted using the FBI Units of Count for Crime

(**) The 'Arrests' column shows arrests made for incidents during the selected period, regardless of arrest date. Arrest counts for the same period may change over time.

Chattanooga Police Department - NIBRS Agency Crime Overview - 2018

| 2017 Population Estimate | 179,139 | Offenses (*) | | Arrests (**) | | |
|---------------------------------------|-----------------|-----------------------------------|---------|--------------|----------|----|
| | | Reported | Cleared | Adult | Juvenile | |
| Offense Overview | | Group A Offenses | | | | |
| Crimes Against Persons | | Crimes Against Persons | | | | |
| Offense Total | 24,711 | Murder | 19 | 14 | 16 | 2 |
| Number Cleared | 7,468 | Negligent Manslaughter | 1 | 0 | 1 | 0 |
| Percent Cleared | 30.22 % | Negligent Vehicular Manslaughter | 2 | 1 | 1 | 0 |
| Group A Crimes per 100,000 population | 13,794.3 | Kidnapping/Abduction | 67 | 34 | 30 | 0 |
| | | Forcible Rape | 129 | 14 | 9 | 1 |
| | | Forcible Sodomy | 15 | 0 | 0 | 0 |
| | | Sexual Assault W/Object | 4 | 0 | 0 | 0 |
| | | Forcible Fondling | 100 | 13 | 12 | 0 |
| | | Incest | 6 | 0 | 0 | 0 |
| | | Statutory Rape | 6 | 1 | 1 | 0 |
| | | Aggravated Assault | 1,415 | 595 | 488 | 31 |
| | | Simple Assault | 3,157 | 1,370 | 1,141 | 62 |
| | | Intimidation | 176 | 21 | 17 | 2 |
| | | Stalking | 53 | 19 | 16 | 0 |
| | | Commercial Sex Acts | 2 | 0 | 0 | 0 |
| | | Involuntary Servitude | 0 | 0 | 0 | 0 |
| | | Crimes Against Property | | | | |
| | | Arson | 18 | 8 | 6 | 1 |
| | | Bribery | 1 | 1 | 2 | 0 |
| | | Burglary | 1,457 | 116 | 110 | 6 |
| | | Counterfeiting/Forgery | 328 | 38 | 40 | 2 |
| | | Destruction/Damage/Vandalism | 2,558 | 330 | 151 | 22 |
| | | Embezzlement | 106 | 41 | 38 | 1 |
| | | Extortion/Blackmail | 11 | 0 | 0 | 0 |
| | | Fraud - False Pretenses | 542 | 19 | 17 | 0 |
| | | Fraud - Credit Card/ATM | 504 | 13 | 11 | 0 |
| | | Fraud - Impersonation | 208 | 125 | 95 | 0 |
| | | Fraud - Welfare | 4 | 2 | 1 | 0 |
| | | Fraud - Wire | 39 | 0 | 0 | 0 |
| | | Fraud - Identity Theft | 56 | 6 | 0 | 0 |
| | | Fraud - Computer Hacking/Invasion | 7 | 0 | 0 | 0 |
| | | Robbery | 309 | 68 | 78 | 13 |
| | | Theft - Pocket-picking | 22 | 3 | 4 | 3 |
| | | Theft - Purse Snatching | 28 | 5 | 3 | 0 |
| | | Theft - Shoplifting | 2,367 | 989 | 1,064 | 44 |
| | | Theft From Building | 914 | 70 | 64 | 4 |
| | | Theft From Coin Machine | 8 | 2 | 2 | 0 |
| | | Theft From Motor Vehicle | 2,418 | 70 | 55 | 23 |
| | | Theft of Motor Vehicle Parts | 535 | 16 | 13 | 0 |
| | | Theft - All Other Larceny | 1,932 | 152 | 131 | 4 |
| | | Motor Vehicle Theft | 1,460 | 215 | 135 | 27 |
| | | Stolen Property Offenses | 86 | 61 | 48 | 5 |
| Domestic Violence Victims | | Crimes Against Property | | | | |
| Offense | Reported | Cleared | | | | |
| Murder | 3 | 3 | | | | |
| Aggravated Assault | 482 | 303 | | | | |
| Simple Assault | 1,641 | 982 | | | | |
| Intimidation | 32 | 5 | | | | |
| Stalking | 22 | 8 | | | | |
| Forcible Rape | 33 | 2 | | | | |
| Forcible Sodomy | 6 | 0 | | | | |
| Sexual Assault W/Object | 2 | 0 | | | | |
| Forcible Fondling | 36 | 3 | | | | |
| Incest | 6 | 0 | | | | |
| Statutory Rape | 1 | 0 | | | | |
| Kidnapping/Abduction | 32 | 19 | | | | |
| Commercial Sex Acts | 0 | 0 | | | | |
| Involuntary Servitude | 0 | 0 | | | | |
| Total | 2,296 | 1,325 | | | | |
| Group B Arrests | | Crimes Against Property | | | | |
| Offense | Adult | Juvenile | | | | |
| Bad Checks | 2 | 0 | | | | |
| Curfew/Vagrancy | 1 | 1 | | | | |
| Disorderly Conduct | 395 | 22 | | | | |
| DUI | 679 | 1 | | | | |
| Drunkenness | 514 | 4 | | | | |
| Family-Non Violent | 9 | 3 | | | | |
| Liquor Law Violations | 4 | 1 | | | | |
| Peeping Tom | 0 | 0 | | | | |
| Runaway | 0 | 0 | | | | |
| Trespass | 326 | 9 | | | | |
| All Other Offenses | 394 | 7 | | | | |
| Total Group B | 2,324 | 48 | | | | |

(*) Offenses are counted using the FBI Units of Count for Crime

(**) The 'Arrests' column shows arrests made for incidents during the selected period, regardless of arrest date. Arrest counts for the same period may change over time.

This report is valid as of May 06, 2019 and is subject to change

Chattanooga Police Department - NIBRS Agency Crime Overview - 2018

| Crimes Against Society | | | | |
|------------------------------------|---------------|--------------|--------------|------------|
| Animal Cruelty | 13 | 6 | 5 | 0 |
| Drug/Narcotic Violations | 1,921 | 1,503 | 1,459 | 32 |
| Drug/Narcotic Equipment Violations | 1,192 | 1,069 | 246 | 1 |
| Gambling - Betting/Wagering | 0 | 0 | 0 | 0 |
| Gambling - Operating/Promoting | 2 | 2 | 2 | 0 |
| Gambling - Equipment Violations | 2 | 2 | 0 | 0 |
| Gambling - Sports Tampering | 0 | 0 | 0 | 0 |
| Pornography/Obscene Material | 14 | 2 | 0 | 2 |
| Prostitution | 25 | 22 | 24 | 0 |
| Prostitution Assisting/Promoting | 5 | 5 | 3 | 0 |
| Purchasing Prostitution | 33 | 33 | 29 | 0 |
| Weapon Law Violations | 434 | 392 | 116 | 16 |
| Total Group A Offenses | 24,711 | 7,468 | 5,684 | 304 |

(*) Offenses are counted using the FBI Units of Count for Crime

(**) The 'Arrests' column shows arrests made for incidents during the selected period, regardless of arrest date. Arrest counts for the same period may change over time.

Church Hill Public Safety - NIBRS Agency Crime Overview - 2018

| 2017 Population Estimate | | 6,674 | | Offenses (*) | | Arrests (**) | |
|---------------------------------------|-----------|----------------------------------|-----------------------------------|-------------------------|---------|--------------|----------|
| Offense Overview | | Crimes Against Persons | | Reported | Cleared | Adult | Juvenile |
| Offense Total | 66 | Murder | | 0 | 0 | 0 | 0 |
| Number Cleared | 54 | Negligent Manslaughter | | 0 | 0 | 0 | 0 |
| Percent Cleared | 81.82 % | Negligent Vehicular Manslaughter | | 0 | 0 | 0 | 0 |
| Group A Crimes per 100,000 population | 988.9 | Kidnapping/Abduction | | 0 | 0 | 0 | 0 |
| | | Forcible Rape | | 0 | 0 | 0 | 0 |
| | | Forcible Sodomy | | 0 | 0 | 0 | 0 |
| | | Sexual Assault W/Object | | 0 | 0 | 0 | 0 |
| | | Forcible Fondling | | 0 | 0 | 0 | 0 |
| | | Incest | | 0 | 0 | 0 | 0 |
| | | Statutory Rape | | 0 | 0 | 0 | 0 |
| | | Aggravated Assault | | 3 | 3 | 3 | 0 |
| | | Simple Assault | | 7 | 4 | 4 | 0 |
| | | Intimidation | | 0 | 0 | 0 | 0 |
| | | Stalking | | 1 | 1 | 1 | 0 |
| | | Commercial Sex Acts | | 0 | 0 | 0 | 0 |
| | | Involuntary Servitude | | 0 | 0 | 0 | 0 |
| | | Average number offenses/incident | 1.29 | | | | |
| Domestic Violence Victims | | | | Crimes Against Property | | | |
| Offense | Reported | Cleared | | | | | |
| Murder | 0 | 0 | Arson | 0 | 0 | 0 | 0 |
| Aggravated Assault | 2 | 2 | Bribery | 0 | 0 | 0 | 0 |
| Simple Assault | 6 | 3 | Burglary | 2 | 2 | 2 | 0 |
| Intimidation | 0 | 0 | Counterfeiting/Forgery | 0 | 0 | 0 | 0 |
| Stalking | 0 | 0 | Destruction/Damage/Vandalism | 1 | 1 | 1 | 0 |
| Forcible Rape | 0 | 0 | Embezzlement | 0 | 0 | 0 | 0 |
| Forcible Sodomy | 0 | 0 | Extortion/Blackmail | 0 | 0 | 0 | 0 |
| Sexual Assault W/Object | 0 | 0 | Fraud - False Pretenses | 1 | 0 | 0 | 0 |
| Forcible Fondling | 0 | 0 | Fraud - Credit Card/ATM | 0 | 0 | 0 | 0 |
| Incest | 0 | 0 | Fraud - Impersonation | 1 | 0 | 0 | 0 |
| Statutory Rape | 0 | 0 | Fraud - Welfare | 0 | 0 | 0 | 0 |
| Kidnapping/Abduction | 0 | 0 | Fraud - Wire | 0 | 0 | 0 | 0 |
| Commercial Sex Acts | 0 | 0 | Fraud - Identity Theft | 1 | 0 | 0 | 0 |
| Involuntary Servitude | 0 | 0 | Fraud - Computer Hacking/Invasion | 0 | 0 | 0 | 0 |
| Total | 8 | 5 | Robbery | 0 | 0 | 0 | 0 |
| | | | Theft - Pocket-picking | 0 | 0 | 0 | 0 |
| | | | Theft - Purse Snatching | 0 | 0 | 0 | 0 |
| | | | Theft - Shoplifting | 10 | 10 | 9 | 0 |
| | | | Theft From Building | 0 | 0 | 0 | 0 |
| | | | Theft From Coin Machine | 0 | 0 | 0 | 0 |
| | | | Theft From Motor Vehicle | 0 | 0 | 0 | 0 |
| | | | Theft of Motor Vehicle Parts | 0 | 0 | 0 | 0 |
| | | | Theft - All Other Larceny | 5 | 1 | 1 | 0 |
| | | | Motor Vehicle Theft | 1 | 1 | 1 | 0 |
| | | | Stolen Property Offenses | 0 | 0 | 0 | 0 |
| Group B Arrests | | | | | | | |
| Offense | Adult | Juvenile | | | | | |
| Bad Checks | 0 | 0 | | | | | |
| Curfew/Vagrancy | 0 | 0 | | | | | |
| Disorderly Conduct | 1 | 0 | | | | | |
| DUI | 4 | 0 | | | | | |
| Drunkenness | 14 | 0 | | | | | |
| Family-Non Violent | 0 | 0 | | | | | |
| Liquor Law Violations | 0 | 0 | | | | | |
| Peeping Tom | 0 | 0 | | | | | |
| Runaway | 0 | 0 | | | | | |
| Trespass | 8 | 0 | | | | | |
| All Other Offenses | 0 | 0 | | | | | |
| Total Group B | 27 | 0 | | | | | |

(*) Offenses are counted using the FBI Units of Count for Crime

(**) The 'Arrests' column shows arrests made for incidents during the selected period, regardless of arrest date. Arrest counts for the same period may change over time.

This report is valid as of May 06, 2019 and is subject to change

Church Hill Public Safety - NIBRS Agency Crime Overview - 2018

| Crimes Against Society | | | | |
|------------------------------------|-----------|-----------|-----------|----------|
| Animal Cruelty | 0 | 0 | 0 | 0 |
| Drug/Narcotic Violations | 14 | 13 | 11 | 0 |
| Drug/Narcotic Equipment Violations | 18 | 17 | 7 | 0 |
| Gambling - Betting/Wagering | 0 | 0 | 0 | 0 |
| Gambling - Operating/Promoting | 0 | 0 | 0 | 0 |
| Gambling - Equipment Violations | 0 | 0 | 0 | 0 |
| Gambling - Sports Tampering | 0 | 0 | 0 | 0 |
| Pornography/Obscene Material | 0 | 0 | 0 | 0 |
| Prostitution | 0 | 0 | 0 | 0 |
| Prostitution Assisting/Promoting | 0 | 0 | 0 | 0 |
| Purchasing Prostitution | 0 | 0 | 0 | 0 |
| Weapon Law Violations | 1 | 1 | 1 | 0 |
| Total Group A Offenses | 66 | 54 | 41 | 0 |

(*) Offenses are counted using the FBI Units of Count for Crime

(**) The 'Arrests' column shows arrests made for incidents during the selected period, regardless of arrest date. Arrest counts for the same period may change over time.

Clarksburg Police Department - NIBRS Agency Crime Overview - 2018

| 2017 Population Estimate | | 379 | | Offenses (*) | | Arrests (**) | |
|---------------------------------------|----------|----------------------------------|-----------------------------------|--------------|---------|--------------|----------|
| Offense Overview | | | | Reported | Cleared | Adult | Juvenile |
| Group A Offenses | | | | | | | |
| Crimes Against Persons | | | | | | | |
| Offense Total | 5 | Murder | | 0 | 0 | 0 | 0 |
| Number Cleared | 3 | Negligent Manslaughter | | 0 | 0 | 0 | 0 |
| Percent Cleared | 60.00 % | Negligent Vehicular Manslaughter | | 0 | 0 | 0 | 0 |
| Group A Crimes per 100,000 population | 1,319.3 | Kidnapping/Abduction | | 0 | 0 | 0 | 0 |
| | | Forcible Rape | | 0 | 0 | 0 | 0 |
| | | Forcible Sodomy | | 0 | 0 | 0 | 0 |
| | | Sexual Assault W/Object | | 0 | 0 | 0 | 0 |
| | | Forcible Fondling | | 0 | 0 | 0 | 0 |
| Arrest Overview | | Incest | | 0 | 0 | 0 | 0 |
| Total Arrests | 5 | Statutory Rape | | 0 | 0 | 0 | 0 |
| Adult Arrests | 5 | Aggravated Assault | | 0 | 0 | 0 | 0 |
| Juvenile Arrests | 0 | Simple Assault | | 1 | 1 | 1 | 0 |
| Unknown Age | 0 | Intimidation | | 0 | 0 | 0 | 0 |
| Arrests per 100,000 population | 1,319.3 | Stalking | | 0 | 0 | 0 | 0 |
| | | Commercial Sex Acts | | 0 | 0 | 0 | 0 |
| Average number offenses/incident | 1.00 | Involuntary Servitude | | 0 | 0 | 0 | 0 |
| Domestic Violence Victims | | | | | | | |
| Offense | Reported | Cleared | Crimes Against Property | | | | |
| Murder | 0 | 0 | Arson | 0 | 0 | 0 | 0 |
| Aggravated Assault | 0 | 0 | Bribery | 0 | 0 | 0 | 0 |
| Simple Assault | 1 | 1 | Burglary | 0 | 0 | 0 | 0 |
| Intimidation | 0 | 0 | Counterfeiting/Forgery | 0 | 0 | 0 | 0 |
| Stalking | 0 | 0 | Destruction/Damage/Vandalism | 0 | 0 | 0 | 0 |
| Forcible Rape | 0 | 0 | Embezzlement | 0 | 0 | 0 | 0 |
| Forcible Sodomy | 0 | 0 | Extortion/Blackmail | 0 | 0 | 0 | 0 |
| Sexual Assault W/Object | 0 | 0 | Fraud - False Pretenses | 0 | 0 | 0 | 0 |
| Forcible Fondling | 0 | 0 | Fraud - Credit Card/ATM | 0 | 0 | 0 | 0 |
| Incest | 0 | 0 | Fraud - Impersonation | 0 | 0 | 0 | 0 |
| Statutory Rape | 0 | 0 | Fraud - Welfare | 0 | 0 | 0 | 0 |
| Kidnapping/Abduction | 0 | 0 | Fraud - Wire | 0 | 0 | 0 | 0 |
| Commercial Sex Acts | 0 | 0 | Fraud - Identity Theft | 0 | 0 | 0 | 0 |
| Involuntary Servitude | 0 | 0 | Fraud - Computer Hacking/Invasion | 0 | 0 | 0 | 0 |
| Total | 1 | 1 | Robbery | 0 | 0 | 0 | 0 |
| | | | Theft - Pocket-picking | 0 | 0 | 0 | 0 |
| Group B Arrests | | | Theft - Purse Snatching | 0 | 0 | 0 | 0 |
| Offense | Adult | Juvenile | Theft - Shoplifting | 0 | 0 | 0 | 0 |
| Bad Checks | 0 | 0 | Theft From Building | 1 | 0 | 0 | 0 |
| Curfew/Vagrancy | 0 | 0 | Theft From Coin Machine | 0 | 0 | 0 | 0 |
| Disorderly Conduct | 0 | 0 | Theft From Motor Vehicle | 0 | 0 | 0 | 0 |
| DUI | 1 | 0 | Theft of Motor Vehicle Parts | 0 | 0 | 0 | 0 |
| Drunkenness | 1 | 0 | Theft - All Other Larceny | 1 | 0 | 0 | 0 |
| Family-Non Violent | 0 | 0 | Motor Vehicle Theft | 0 | 0 | 0 | 0 |
| Liquor Law Violations | 0 | 0 | Stolen Property Offenses | 0 | 0 | 0 | 0 |
| Peeping Tom | 0 | 0 | | | | | |
| Runaway | 0 | 0 | | | | | |
| Trespass | 0 | 0 | | | | | |
| All Other Offenses | 0 | 0 | | | | | |
| Total Group B | 2 | 0 | | | | | |

(*) Offenses are counted using the FBI Units of Count for Crime

(**) The 'Arrests' column shows arrests made for incidents during the selected period, regardless of arrest date. Arrest counts for the same period may change over time.

This report is valid as of May 06, 2019 and is subject to change

Clarksburg Police Department - NIBRS Agency Crime Overview - 2018

| Crimes Against Society | | | | |
|------------------------------------|----------|----------|----------|----------|
| Animal Cruelty | 0 | 0 | 0 | 0 |
| Drug/Narcotic Violations | 1 | 1 | 1 | 0 |
| Drug/Narcotic Equipment Violations | 1 | 1 | 1 | 0 |
| Gambling - Betting/Wagering | 0 | 0 | 0 | 0 |
| Gambling - Operating/Promoting | 0 | 0 | 0 | 0 |
| Gambling - Equipment Violations | 0 | 0 | 0 | 0 |
| Gambling - Sports Tampering | 0 | 0 | 0 | 0 |
| Pornography/Obscene Material | 0 | 0 | 0 | 0 |
| Prostitution | 0 | 0 | 0 | 0 |
| Prostitution Assisting/Promoting | 0 | 0 | 0 | 0 |
| Purchasing Prostitution | 0 | 0 | 0 | 0 |
| Weapon Law Violations | 0 | 0 | 0 | 0 |
| Total Group A Offenses | 5 | 3 | 3 | 0 |

(*) Offenses are counted using the FBI Units of Count for Crime

(**) The 'Arrests' column shows arrests made for incidents during the selected period, regardless of arrest date. Arrest counts for the same period may change over time.

Clarksville Police Department - NIBRS Agency Crime Overview - 2018

| 2017 Population Estimate | 153,205 | Offenses (*) | | Arrests (**) | | | |
|---------------------------------------|-----------------|----------------------------------|-----------------------------------|--------------|----------|-----|----|
| | | Reported | Cleared | Adult | Juvenile | | |
| Offense Overview | | Group A Offenses | | | | | |
| Crimes Against Persons | | Crimes Against Persons | | | | | |
| Offense Total | 15,703 | Murder | 15 | 9 | 8 | 3 | |
| Number Cleared | 6,706 | Negligent Manslaughter | 2 | 0 | 0 | 0 | |
| Percent Cleared | 42.71 % | Negligent Vehicular Manslaughter | 2 | 2 | 2 | 0 | |
| Group A Crimes per 100,000 population | 10,249.7 | Kidnapping/Abduction | 51 | 37 | 41 | 1 | |
| | | Forcible Rape | 53 | 18 | 3 | 4 | |
| | | Forcible Sodomy | 14 | 3 | 0 | 2 | |
| | | Sexual Assault W/Object | 21 | 4 | 0 | 1 | |
| Arrest Overview | | Forcible Fondling | 43 | 10 | 3 | 2 | |
| Total Arrests | 7,586 | Incest | 1 | 0 | 0 | 0 | |
| Adult Arrests | 7,180 | Statutory Rape | 8 | 2 | 1 | 0 | |
| Juvenile Arrests | 406 | Aggravated Assault | 831 | 476 | 339 | 24 | |
| Unknown Age | 0 | Simple Assault | 2,147 | 1,247 | 1,070 | 97 | |
| Arrests per 100,000 population | 4,951.5 | Intimidation | 493 | 38 | 13 | 3 | |
| | | Stalking | 45 | 12 | 10 | 1 | |
| | | Commercial Sex Acts | 0 | 0 | 0 | 0 | |
| Average number offenses/incident | 1.22 | Involuntary Servitude | 0 | 0 | 0 | 0 | |
| Domestic Violence Victims | | Crimes Against Property | | | | | |
| Offense | Reported | Cleared | | | | | |
| Murder | 2 | 2 | Arson | 17 | 3 | 2 | 2 |
| Aggravated Assault | 263 | 237 | Bribery | 0 | 0 | 0 | 0 |
| Simple Assault | 1,396 | 1,098 | Burglary | 597 | 94 | 84 | 12 |
| Intimidation | 76 | 17 | Counterfeiting/Forgery | 335 | 63 | 58 | 2 |
| Stalking | 19 | 9 | Destruction/Damage/Vandalism | 1,139 | 171 | 82 | 6 |
| Forcible Rape | 16 | 8 | Embezzlement | 66 | 26 | 25 | 0 |
| Forcible Sodomy | 6 | 1 | Extortion/Blackmail | 6 | 0 | 0 | 0 |
| Sexual Assault W/Object | 17 | 3 | Fraud - False Pretenses | 849 | 58 | 31 | 1 |
| Forcible Fondling | 13 | 6 | Fraud - Credit Card/ATM | 649 | 56 | 33 | 6 |
| Incest | 1 | 0 | Fraud - Impersonation | 152 | 138 | 122 | 1 |
| Statutory Rape | 3 | 2 | Fraud - Welfare | 0 | 0 | 0 | 0 |
| Kidnapping/Abduction | 31 | 25 | Fraud - Wire | 0 | 0 | 0 | 0 |
| Commercial Sex Acts | 0 | 0 | Fraud - Identity Theft | 73 | 4 | 2 | 0 |
| Involuntary Servitude | 0 | 0 | Fraud - Computer Hacking/Invasion | 3 | 0 | 0 | 0 |
| Total | 1,843 | 1,408 | Robbery | 132 | 54 | 44 | 11 |
| Group B Arrests | | | | | | | |
| Offense | Adult | Juvenile | Theft - Pocket-picking | 3 | 0 | 0 | 0 |
| Bad Checks | 0 | 0 | Theft - Purse Snatching | 1 | 0 | 0 | 0 |
| Curfew/Vagrancy | 0 | 12 | Theft - Shoplifting | 1,343 | 665 | 681 | 50 |
| Disorderly Conduct | 72 | 2 | Theft From Building | 749 | 43 | 33 | 3 |
| DUI | 369 | 0 | Theft From Coin Machine | 0 | 0 | 0 | 0 |
| Drunkenness | 349 | 0 | Theft From Motor Vehicle | 792 | 77 | 77 | 35 |
| Family-Non Violent | 15 | 0 | Theft of Motor Vehicle Parts | 172 | 6 | 6 | 0 |
| Liquor Law Violations | 54 | 1 | Theft - All Other Larceny | 563 | 27 | 29 | 2 |
| Peeping Tom | 0 | 0 | Motor Vehicle Theft | 360 | 89 | 70 | 24 |
| Runaway | 0 | 0 | Stolen Property Offenses | 82 | 59 | 46 | 5 |
| Trespass | 120 | 0 | | | | | |
| All Other Offenses | 1,003 | 20 | | | | | |
| Total Group B | 1,982 | 35 | | | | | |

(*) Offenses are counted using the FBI Units of Count for Crime

(**) The 'Arrests' column shows arrests made for incidents during the selected period, regardless of arrest date. Arrest counts for the same period may change over time.

This report is valid as of May 06, 2019 and is subject to change

Clarksville Police Department - NIBRS Agency Crime Overview - 2018

| Crimes Against Society | | | | |
|------------------------------------|---------------|--------------|--------------|------------|
| Animal Cruelty | 13 | 7 | 4 | 2 |
| Drug/Narcotic Violations | 1,762 | 1,545 | 1,597 | 62 |
| Drug/Narcotic Equipment Violations | 1,531 | 1,330 | 602 | 8 |
| Gambling - Betting/Wagering | 1 | 1 | 9 | 1 |
| Gambling - Operating/Promoting | 0 | 0 | 0 | 0 |
| Gambling - Equipment Violations | 0 | 0 | 0 | 0 |
| Gambling - Sports Tampering | 0 | 0 | 0 | 0 |
| Pornography/Obscene Material | 44 | 5 | 2 | 0 |
| Prostitution | 4 | 4 | 2 | 0 |
| Prostitution Assisting/Promoting | 11 | 11 | 9 | 0 |
| Purchasing Prostitution | 1 | 1 | 1 | 0 |
| Weapon Law Violations | 527 | 311 | 57 | 0 |
| Total Group A Offenses | 15,703 | 6,706 | 5,198 | 371 |

(*) Offenses are counted using the FBI Units of Count for Crime

(**) The 'Arrests' column shows arrests made for incidents during the selected period, regardless of arrest date. Arrest counts for the same period may change over time.

Cleveland Police Department - NIBRS Agency Crime Overview - 2018

| 2017 Population Estimate | | 44,483 | | Offenses (*) | | Arrests (**) | |
|---------------------------------------|------------|----------------------------------|-----------------------------------|-------------------------|---------|--------------|----------|
| Offense Overview | | Group A Offenses | | Reported | Cleared | Adult | Juvenile |
| | | Crimes Against Persons | | | | | |
| Offense Total | 7,874 | Murder | | 0 | 0 | 0 | 0 |
| Number Cleared | 3,864 | Negligent Manslaughter | | 0 | 0 | 0 | 0 |
| Percent Cleared | 49.07 % | Negligent Vehicular Manslaughter | | 0 | 0 | 0 | 0 |
| Group A Crimes per 100,000 population | 17,701.1 | Kidnapping/Abduction | | 23 | 18 | 5 | 0 |
| | | Forcible Rape | | 17 | 1 | 1 | 0 |
| | | Forcible Sodomy | | 5 | 1 | 0 | 0 |
| | | Sexual Assault W/Object | | 0 | 0 | 0 | 0 |
| | | Forcible Fondling | | 28 | 13 | 5 | 5 |
| | | Incest | | 0 | 0 | 0 | 0 |
| | | Statutory Rape | | 0 | 0 | 0 | 0 |
| | | Aggravated Assault | | 358 | 226 | 145 | 16 |
| | | Simple Assault | | 777 | 446 | 316 | 80 |
| | | Intimidation | | 384 | 69 | 35 | 10 |
| | | Stalking | | 7 | 3 | 2 | 0 |
| | | Commercial Sex Acts | | 0 | 0 | 0 | 0 |
| | | Involuntary Servitude | | 0 | 0 | 0 | 0 |
| | | Average number offenses/incident | 1.24 | | | | |
| Domestic Violence Victims | | | | Crimes Against Property | | | |
| Offense | Reported | Cleared | | | | | |
| Murder | 0 | 0 | Arson | 1 | 1 | 0 | 0 |
| Aggravated Assault | 141 | 104 | Bribery | 0 | 0 | 0 | 0 |
| Simple Assault | 457 | 299 | Burglary | 398 | 57 | 37 | 0 |
| Intimidation | 96 | 22 | Counterfeiting/Forgery | 173 | 34 | 7 | 1 |
| Stalking | 2 | 1 | Destruction/Damage/Vandalism | 522 | 81 | 22 | 8 |
| Forcible Rape | 4 | 0 | Embezzlement | 55 | 23 | 23 | 0 |
| Forcible Sodomy | 2 | 1 | Extortion/Blackmail | 7 | 0 | 0 | 0 |
| Sexual Assault W/Object | 0 | 0 | Fraud - False Pretenses | 269 | 74 | 58 | 0 |
| Forcible Fondling | 2 | 0 | Fraud - Credit Card/ATM | 240 | 38 | 4 | 2 |
| Incest | 0 | 0 | Fraud - Impersonation | 82 | 73 | 54 | 0 |
| Statutory Rape | 0 | 0 | Fraud - Welfare | 0 | 0 | 0 | 0 |
| Kidnapping/Abduction | 12 | 9 | Fraud - Wire | 16 | 2 | 0 | 0 |
| Commercial Sex Acts | 0 | 0 | Fraud - Identity Theft | 1 | 0 | 1 | 0 |
| Involuntary Servitude | 0 | 0 | Fraud - Computer Hacking/Invasion | 0 | 0 | 0 | 0 |
| Total | 716 | 436 | Robbery | 32 | 11 | 8 | 0 |
| | | | Theft - Pocket-picking | 3 | 0 | 0 | 0 |
| | | | Theft - Purse Snatching | 2 | 0 | 0 | 0 |
| | | | Theft - Shoplifting | 744 | 512 | 555 | 19 |
| | | | Theft From Building | 386 | 51 | 26 | 9 |
| | | | Theft From Coin Machine | 2 | 1 | 0 | 1 |
| | | | Theft From Motor Vehicle | 397 | 24 | 21 | 1 |
| | | | Theft of Motor Vehicle Parts | 74 | 6 | 4 | 1 |
| | | | Theft - All Other Larceny | 343 | 31 | 30 | 1 |
| | | | Motor Vehicle Theft | 226 | 45 | 29 | 2 |
| | | | Stolen Property Offenses | 47 | 45 | 27 | 0 |
| Group B Arrests | | | | | | | |
| Offense | Adult | Juvenile | | | | | |
| Bad Checks | 0 | 0 | | | | | |
| Curfew/Vagrancy | 0 | 0 | | | | | |
| Disorderly Conduct | 89 | 45 | | | | | |
| DUI | 73 | 0 | | | | | |
| Drunkenness | 260 | 5 | | | | | |
| Family-Non Violent | 0 | 0 | | | | | |
| Liquor Law Violations | 7 | 9 | | | | | |
| Peeping Tom | 0 | 0 | | | | | |
| Runaway | 0 | 0 | | | | | |
| Trespass | 243 | 0 | | | | | |
| All Other Offenses | 244 | 331 | | | | | |
| Total Group B | 916 | 390 | | | | | |

(*) Offenses are counted using the FBI Units of Count for Crime

(**) The 'Arrests' column shows arrests made for incidents during the selected period, regardless of arrest date. Arrest counts for the same period may change over time.

This report is valid as of May 06, 2019 and is subject to change

Cleveland Police Department - NIBRS Agency Crime Overview - 2018

| Crimes Against Society | | | | |
|------------------------------------|--------------|--------------|--------------|------------|
| Animal Cruelty | 0 | 0 | 0 | 0 |
| Drug/Narcotic Violations | 1,115 | 1,012 | 917 | 34 |
| Drug/Narcotic Equipment Violations | 1,028 | 864 | 353 | 3 |
| Gambling - Betting/Wagering | 0 | 0 | 0 | 0 |
| Gambling - Operating/Promoting | 0 | 0 | 0 | 0 |
| Gambling - Equipment Violations | 0 | 0 | 0 | 0 |
| Gambling - Sports Tampering | 0 | 0 | 0 | 0 |
| Pornography/Obscene Material | 4 | 1 | 0 | 0 |
| Prostitution | 0 | 0 | 0 | 0 |
| Prostitution Assisting/Promoting | 0 | 0 | 0 | 0 |
| Purchasing Prostitution | 0 | 0 | 0 | 0 |
| Weapon Law Violations | 108 | 101 | 31 | 3 |
| Total Group A Offenses | 7,874 | 3,864 | 2,716 | 196 |

(*) Offenses are counted using the FBI Units of Count for Crime

(**) The 'Arrests' column shows arrests made for incidents during the selected period, regardless of arrest date. Arrest counts for the same period may change over time.

Clifton Police Department - NIBRS Agency Crime Overview - 2018

| 2017 Population Estimate | 2,678 | Offenses (*) | | Arrests (**) | |
|---------------------------------------|-----------------|--------------------------------|---------|--------------|----------|
| | | Reported | Cleared | Adult | Juvenile |
| Offense Overview | | Group A Offenses | | | |
| | | Crimes Against Persons | | | |
| Offense Total | 44 | 0 | 0 | 0 | 0 |
| Number Cleared | 23 | 0 | 0 | 0 | 0 |
| Percent Cleared | 52.27 % | 0 | 0 | 0 | 0 |
| Group A Crimes per 100,000 population | 1,643.0 | 0 | 0 | 0 | 0 |
| | | Crimes Against Property | | | |
| Arrest Overview | | | | | |
| Total Arrests | 35 | 0 | 0 | 0 | 0 |
| Adult Arrests | 35 | 0 | 0 | 0 | 0 |
| Juvenile Arrests | 0 | 0 | 0 | 0 | 0 |
| Unknown Age | 0 | 8 | 3 | 4 | 0 |
| Arrests per 100,000 population | 1,306.9 | 3 | 0 | 0 | 0 |
| Average number offenses/incident | 1.16 | 0 | 0 | 0 | 0 |
| Domestic Violence Victims | | | | | |
| Offense | Reported | Cleared | | | |
| Murder | 0 | 0 | 0 | 0 | 0 |
| Aggravated Assault | 0 | 0 | 0 | 0 | 0 |
| Simple Assault | 1 | 1 | 0 | 0 | 0 |
| Intimidation | 2 | 0 | 0 | 0 | 0 |
| Stalking | 0 | 0 | 0 | 0 | 0 |
| Forcible Rape | 0 | 0 | 0 | 0 | 0 |
| Forcible Sodomy | 0 | 0 | 0 | 0 | 0 |
| Sexual Assault W/Object | 0 | 0 | 0 | 0 | 0 |
| Forcible Fondling | 0 | 0 | 0 | 0 | 0 |
| Incest | 0 | 0 | 0 | 0 | 0 |
| Statutory Rape | 0 | 0 | 0 | 0 | 0 |
| Kidnapping/Abduction | 0 | 0 | 0 | 0 | 0 |
| Commercial Sex Acts | 0 | 0 | 0 | 0 | 0 |
| Involuntary Servitude | 0 | 0 | 0 | 0 | 0 |
| Total | 3 | 1 | | | |
| Group B Arrests | | | | | |
| Offense | Adult | Juvenile | | | |
| Bad Checks | 0 | 0 | 0 | 0 | 0 |
| Curfew/Vagrancy | 0 | 0 | 0 | 0 | 0 |
| Disorderly Conduct | 0 | 0 | 0 | 0 | 0 |
| DUI | 0 | 0 | 0 | 0 | 0 |
| Drunkenness | 2 | 0 | 0 | 0 | 0 |
| Family-Non Violent | 0 | 0 | 0 | 0 | 0 |
| Liquor Law Violations | 1 | 0 | 0 | 0 | 0 |
| Peeping Tom | 0 | 0 | 0 | 0 | 0 |
| Runaway | 0 | 0 | 0 | 0 | 0 |
| Trespass | 2 | 0 | 0 | 0 | 0 |
| All Other Offenses | 6 | 0 | 0 | 0 | 0 |
| Total Group B | 11 | 0 | | | |

(*) Offenses are counted using the FBI Units of Count for Crime

(**) The 'Arrests' column shows arrests made for incidents during the selected period, regardless of arrest date. Arrest counts for the same period may change over time.

This report is valid as of May 06, 2019 and is subject to change

Clifton Police Department - NIBRS Agency Crime Overview - 2018

| Crimes Against Society | | | | |
|------------------------------------|-----------|-----------|-----------|----------|
| Animal Cruelty | 0 | 0 | 0 | 0 |
| Drug/Narcotic Violations | 14 | 13 | 15 | 0 |
| Drug/Narcotic Equipment Violations | 4 | 4 | 1 | 0 |
| Gambling - Betting/Wagering | 0 | 0 | 0 | 0 |
| Gambling - Operating/Promoting | 0 | 0 | 0 | 0 |
| Gambling - Equipment Violations | 0 | 0 | 0 | 0 |
| Gambling - Sports Tampering | 0 | 0 | 0 | 0 |
| Pornography/Obscene Material | 0 | 0 | 0 | 0 |
| Prostitution | 0 | 0 | 0 | 0 |
| Prostitution Assisting/Promoting | 0 | 0 | 0 | 0 |
| Purchasing Prostitution | 0 | 0 | 0 | 0 |
| Weapon Law Violations | 1 | 1 | 1 | 0 |
| Total Group A Offenses | 44 | 23 | 24 | 0 |

(*) Offenses are counted using the FBI Units of Count for Crime

(**) The 'Arrests' column shows arrests made for incidents during the selected period, regardless of arrest date. Arrest counts for the same period may change over time.

Clinton Police Department - NIBRS Agency Crime Overview - 2018

| 2017 Population Estimate | 10,103 | Offenses (*) | | Arrests (**) | | | |
|---------------------------------------|-----------------|----------------------------------|-----------------------------------|--------------|----------|-----|---|
| | | Reported | Cleared | Adult | Juvenile | | |
| Offense Overview | | Group A Offenses | | | | | |
| Crimes Against Persons | | Crimes Against Persons | | | | | |
| Offense Total | 1,060 | Murder | 0 | 0 | 0 | 0 | |
| Number Cleared | 541 | Negligent Manslaughter | 0 | 0 | 0 | 0 | |
| Percent Cleared | 51.04 % | Negligent Vehicular Manslaughter | 0 | 0 | 0 | 0 | |
| Group A Crimes per 100,000 population | 10,491.9 | Kidnapping/Abduction | 6 | 3 | 0 | 0 | |
| | | Forcible Rape | 3 | 2 | 0 | 0 | |
| | | Forcible Sodomy | 4 | 2 | 0 | 0 | |
| | | Sexual Assault W/Object | 0 | 0 | 0 | 0 | |
| Arrest Overview | | Forcible Fondling | 5 | 1 | 0 | 1 | |
| Total Arrests | 597 | Incest | 0 | 0 | 0 | 0 | |
| Adult Arrests | 571 | Statutory Rape | 1 | 0 | 0 | 0 | |
| Juvenile Arrests | 26 | Aggravated Assault | 44 | 30 | 19 | 2 | |
| Unknown Age | 0 | Simple Assault | 172 | 86 | 51 | 6 | |
| Arrests per 100,000 population | 5,909.1 | Intimidation | 24 | 6 | 2 | 0 | |
| | | Stalking | 2 | 0 | 0 | 0 | |
| | | Commercial Sex Acts | 0 | 0 | 0 | 0 | |
| Average number offenses/incident | 1.16 | Involuntary Servitude | 0 | 0 | 0 | 0 | |
| Domestic Violence Victims | | Crimes Against Property | | | | | |
| Offense | Reported | Cleared | | | | | |
| Murder | 0 | 0 | Arson | 2 | 0 | 0 | 0 |
| Aggravated Assault | 22 | 16 | Bribery | 0 | 0 | 0 | 0 |
| Simple Assault | 115 | 55 | Burglary | 53 | 15 | 7 | 0 |
| Intimidation | 8 | 1 | Counterfeiting/Forgery | 25 | 10 | 2 | 2 |
| Stalking | 2 | 0 | Destruction/Damage/Vandalism | 58 | 11 | 1 | 3 |
| Forcible Rape | 1 | 1 | Embezzlement | 14 | 6 | 6 | 0 |
| Forcible Sodomy | 0 | 0 | Extortion/Blackmail | 3 | 0 | 0 | 0 |
| Sexual Assault W/Object | 0 | 0 | Fraud - False Pretenses | 56 | 34 | 29 | 0 |
| Forcible Fondling | 1 | 0 | Fraud - Credit Card/ATM | 36 | 10 | 3 | 0 |
| Incest | 0 | 0 | Fraud - Impersonation | 9 | 4 | 3 | 0 |
| Statutory Rape | 1 | 0 | Fraud - Welfare | 0 | 0 | 0 | 0 |
| Kidnapping/Abduction | 4 | 2 | Fraud - Wire | 10 | 1 | 0 | 0 |
| Commercial Sex Acts | 0 | 0 | Fraud - Identity Theft | 0 | 0 | 0 | 0 |
| Involuntary Servitude | 0 | 0 | Fraud - Computer Hacking/Invasion | 0 | 0 | 0 | 0 |
| Total | 154 | 75 | Robbery | 5 | 2 | 2 | 1 |
| | | | Theft - Pocket-picking | 0 | 0 | 0 | 0 |
| | | | Theft - Purse Snatching | 0 | 0 | 0 | 0 |
| | | | Theft - Shoplifting | 212 | 176 | 169 | 5 |
| Group B Arrests | | | Theft From Building | 57 | 17 | 2 | 0 |
| Offense | Adult | Juvenile | Theft From Coin Machine | 2 | 0 | 0 | 0 |
| Bad Checks | 0 | 0 | Theft From Motor Vehicle | 38 | 11 | 3 | 2 |
| Curfew/Vagrancy | 0 | 0 | Theft of Motor Vehicle Parts | 15 | 1 | 0 | 0 |
| Disorderly Conduct | 2 | 0 | Theft - All Other Larceny | 40 | 2 | 2 | 0 |
| DUI | 18 | 0 | Motor Vehicle Theft | 27 | 9 | 6 | 0 |
| Drunkenness | 13 | 0 | Stolen Property Offenses | 6 | 6 | 7 | 0 |
| Family-Non Violent | 3 | 0 | | | | | |
| Liquor Law Violations | 0 | 0 | | | | | |
| Peeping Tom | 0 | 0 | | | | | |
| Runaway | 0 | 0 | | | | | |
| Trespass | 18 | 0 | | | | | |
| All Other Offenses | 134 | 3 | | | | | |
| Total Group B | 188 | 3 | | | | | |

(*) Offenses are counted using the FBI Units of Count for Crime

(**) The 'Arrests' column shows arrests made for incidents during the selected period, regardless of arrest date. Arrest counts for the same period may change over time.

This report is valid as of May 06, 2019 and is subject to change

Clinton Police Department - NIBRS Agency Crime Overview - 2018

| Crimes Against Society | | | | |
|------------------------------------|--------------|------------|------------|-----------|
| Animal Cruelty | 2 | 0 | 0 | 0 |
| Drug/Narcotic Violations | 77 | 55 | 60 | 0 |
| Drug/Narcotic Equipment Violations | 49 | 39 | 9 | 0 |
| Gambling - Betting/Wagering | 0 | 0 | 0 | 0 |
| Gambling - Operating/Promoting | 0 | 0 | 0 | 0 |
| Gambling - Equipment Violations | 0 | 0 | 0 | 0 |
| Gambling - Sports Tampering | 0 | 0 | 0 | 0 |
| Pornography/Obscene Material | 1 | 0 | 0 | 0 |
| Prostitution | 0 | 0 | 0 | 0 |
| Prostitution Assisting/Promoting | 0 | 0 | 0 | 0 |
| Purchasing Prostitution | 0 | 0 | 0 | 0 |
| Weapon Law Violations | 2 | 2 | 0 | 1 |
| Total Group A Offenses | 1,060 | 541 | 383 | 23 |

(*) Offenses are counted using the FBI Units of Count for Crime

(**) The 'Arrests' column shows arrests made for incidents during the selected period, regardless of arrest date. Arrest counts for the same period may change over time.

Collegedale Police Department - NIBRS Agency Crime Overview - 2018

| 2017 Population Estimate | 11,659 | Offenses (*) | | Arrests (**) | | | |
|---------------------------------------|-----------------|----------------------------------|-----------------------------------|--------------|----------|----|---|
| | | Reported | Cleared | Adult | Juvenile | | |
| Offense Overview | | Group A Offenses | | | | | |
| Crimes Against Persons | | Crimes Against Persons | | | | | |
| Offense Total | 492 | Murder | 0 | 0 | 0 | 0 | |
| Number Cleared | 304 | Negligent Manslaughter | 0 | 0 | 0 | 0 | |
| Percent Cleared | 61.79 % | Negligent Vehicular Manslaughter | 0 | 0 | 0 | 0 | |
| Group A Crimes per 100,000 population | 4,219.9 | Kidnapping/Abduction | 0 | 0 | 0 | 0 | |
| | | Forcible Rape | 0 | 0 | 0 | 0 | |
| | | Forcible Sodomy | 0 | 0 | 0 | 0 | |
| | | Sexual Assault W/Object | 0 | 0 | 0 | 0 | |
| Arrest Overview | | Forcible Fondling | 2 | 1 | 1 | 0 | |
| Total Arrests | 588 | Incest | 0 | 0 | 0 | 0 | |
| Adult Arrests | 572 | Statutory Rape | 0 | 0 | 0 | 0 | |
| Juvenile Arrests | 16 | Aggravated Assault | 3 | 2 | 2 | 0 | |
| Unknown Age | 0 | Simple Assault | 34 | 27 | 20 | 3 | |
| Arrests per 100,000 population | 5,043.3 | Intimidation | 11 | 10 | 8 | 0 | |
| | | Stalking | 0 | 0 | 0 | 0 | |
| | | Commercial Sex Acts | 0 | 0 | 0 | 0 | |
| Average number offenses/incident | 1.24 | Involuntary Servitude | 0 | 0 | 0 | 0 | |
| Domestic Violence Victims | | Crimes Against Property | | | | | |
| Offense | Reported | Cleared | Crimes Against Property | | | | |
| Murder | 0 | 0 | Arson | 1 | 1 | 1 | 0 |
| Aggravated Assault | 1 | 1 | Bribery | 0 | 0 | 0 | 0 |
| Simple Assault | 23 | 18 | Burglary | 16 | 4 | 4 | 0 |
| Intimidation | 4 | 4 | Counterfeiting/Forgery | 8 | 1 | 0 | 0 |
| Stalking | 0 | 0 | Destruction/Damage/Vandalism | 10 | 6 | 4 | 0 |
| Forcible Rape | 0 | 0 | Embezzlement | 5 | 3 | 3 | 0 |
| Forcible Sodomy | 0 | 0 | Extortion/Blackmail | 0 | 0 | 0 | 0 |
| Sexual Assault W/Object | 0 | 0 | Fraud - False Pretenses | 16 | 6 | 7 | 0 |
| Forcible Fondling | 0 | 0 | Fraud - Credit Card/ATM | 10 | 1 | 2 | 0 |
| Incest | 0 | 0 | Fraud - Impersonation | 7 | 6 | 4 | 0 |
| Statutory Rape | 0 | 0 | Fraud - Welfare | 0 | 0 | 0 | 0 |
| Kidnapping/Abduction | 0 | 0 | Fraud - Wire | 2 | 0 | 0 | 0 |
| Commercial Sex Acts | 0 | 0 | Fraud - Identity Theft | 4 | 0 | 0 | 0 |
| Involuntary Servitude | 0 | 0 | Fraud - Computer Hacking/Invasion | 0 | 0 | 0 | 0 |
| Total | 28 | 23 | Robbery | 2 | 2 | 2 | 0 |
| | | | Theft - Pocket-picking | 0 | 0 | 0 | 0 |
| Group B Arrests | | | Theft - Purse Snatching | 0 | 0 | 0 | 0 |
| Offense | Adult | Juvenile | Theft - Shoplifting | 63 | 41 | 50 | 0 |
| Bad Checks | 0 | 0 | Theft From Building | 22 | 2 | 2 | 0 |
| Curfew/Vagrancy | 0 | 2 | Theft From Coin Machine | 0 | 0 | 0 | 0 |
| Disorderly Conduct | 4 | 0 | Theft From Motor Vehicle | 51 | 0 | 0 | 0 |
| DUI | 47 | 1 | Theft of Motor Vehicle Parts | 8 | 0 | 0 | 0 |
| Drunkenness | 6 | 0 | Theft - All Other Larceny | 10 | 0 | 0 | 0 |
| Family-Non Violent | 0 | 0 | Motor Vehicle Theft | 12 | 5 | 2 | 6 |
| Liquor Law Violations | 10 | 0 | Stolen Property Offenses | 10 | 9 | 6 | 0 |
| Peeping Tom | 0 | 0 | | | | | |
| Runaway | 0 | 0 | | | | | |
| Trespass | 1 | 0 | | | | | |
| All Other Offenses | 260 | 2 | | | | | |
| Total Group B | 328 | 5 | | | | | |

(*) Offenses are counted using the FBI Units of Count for Crime

(**) The 'Arrests' column shows arrests made for incidents during the selected period, regardless of arrest date. Arrest counts for the same period may change over time.

This report is valid as of May 06, 2019 and is subject to change

Collegedale Police Department - NIBRS Agency Crime Overview - 2018

| Crimes Against Society | | | | |
|------------------------------------|------------|------------|------------|-----------|
| Animal Cruelty | 3 | 2 | 2 | 0 |
| Drug/Narcotic Violations | 95 | 91 | 91 | 2 |
| Drug/Narcotic Equipment Violations | 77 | 74 | 19 | 0 |
| Gambling - Betting/Wagering | 0 | 0 | 0 | 0 |
| Gambling - Operating/Promoting | 0 | 0 | 0 | 0 |
| Gambling - Equipment Violations | 0 | 0 | 0 | 0 |
| Gambling - Sports Tampering | 0 | 0 | 0 | 0 |
| Pornography/Obscene Material | 0 | 0 | 0 | 0 |
| Prostitution | 0 | 0 | 0 | 0 |
| Prostitution Assisting/Promoting | 0 | 0 | 0 | 0 |
| Purchasing Prostitution | 4 | 4 | 11 | 0 |
| Weapon Law Violations | 6 | 6 | 3 | 0 |
| Total Group A Offenses | 492 | 304 | 244 | 11 |

(*) Offenses are counted using the FBI Units of Count for Crime

(**) The 'Arrests' column shows arrests made for incidents during the selected period, regardless of arrest date. Arrest counts for the same period may change over time.

Collierville Police Department - NIBRS Agency Crime Overview - 2018

| 2017 Population Estimate | 50,286 | Offenses (*) | | Arrests (**) | | | |
|---------------------------------------|-----------------|----------------------------------|-----------------------------------|--------------|----------|-----|----|
| | | Reported | Cleared | Adult | Juvenile | | |
| Offense Overview | | Group A Offenses | | | | | |
| Crimes Against Persons | | Crimes Against Persons | | | | | |
| Offense Total | 2,192 | Murder | 1 | 1 | 2 | 0 | |
| Number Cleared | 973 | Negligent Manslaughter | 0 | 0 | 0 | 0 | |
| Percent Cleared | 44.39 % | Negligent Vehicular Manslaughter | 0 | 0 | 0 | 0 | |
| Group A Crimes per 100,000 population | 4,359.1 | Kidnapping/Abduction | 5 | 4 | 1 | 4 | |
| | | Forcible Rape | 7 | 3 | 2 | 0 | |
| | | Forcible Sodomy | 0 | 0 | 0 | 0 | |
| | | Sexual Assault W/Object | 0 | 0 | 0 | 0 | |
| Arrest Overview | | Forcible Fondling | 12 | 6 | 2 | 3 | |
| Total Arrests | 1,685 | Incest | 0 | 0 | 0 | 0 | |
| Adult Arrests | 1,507 | Statutory Rape | 1 | 0 | 0 | 0 | |
| Juvenile Arrests | 178 | Aggravated Assault | 61 | 39 | 19 | 2 | |
| Unknown Age | 0 | Simple Assault | 285 | 140 | 80 | 34 | |
| Arrests per 100,000 population | 3,350.8 | Intimidation | 83 | 15 | 9 | 0 | |
| | | Stalking | 6 | 3 | 2 | 0 | |
| | | Commercial Sex Acts | 0 | 0 | 0 | 0 | |
| Average number offenses/incident | 1.22 | Involuntary Servitude | 0 | 0 | 0 | 0 | |
| Domestic Violence Victims | | Crimes Against Property | | | | | |
| Offense | Reported | Cleared | | | | | |
| Murder | 0 | 0 | Arson | 0 | 0 | 0 | 0 |
| Aggravated Assault | 21 | 19 | Bribery | 0 | 0 | 0 | 0 |
| Simple Assault | 151 | 97 | Burglary | 92 | 11 | 4 | 1 |
| Intimidation | 21 | 5 | Counterfeiting/Forgery | 64 | 24 | 19 | 1 |
| Stalking | 4 | 3 | Destruction/Damage/Vandalism | 160 | 39 | 15 | 2 |
| Forcible Rape | 5 | 2 | Embezzlement | 15 | 9 | 9 | 0 |
| Forcible Sodomy | 0 | 0 | Extortion/Blackmail | 0 | 0 | 0 | 0 |
| Sexual Assault W/Object | 0 | 0 | Fraud - False Pretenses | 29 | 1 | 2 | 0 |
| Forcible Fondling | 1 | 0 | Fraud - Credit Card/ATM | 34 | 3 | 1 | 0 |
| Incest | 0 | 0 | Fraud - Impersonation | 69 | 26 | 12 | 3 |
| Statutory Rape | 1 | 0 | Fraud - Welfare | 0 | 0 | 0 | 0 |
| Kidnapping/Abduction | 1 | 0 | Fraud - Wire | 1 | 0 | 0 | 0 |
| Commercial Sex Acts | 0 | 0 | Fraud - Identity Theft | 26 | 2 | 1 | 0 |
| Involuntary Servitude | 0 | 0 | Fraud - Computer Hacking/Invasion | 0 | 0 | 0 | 0 |
| Total | 205 | 126 | Robbery | 21 | 4 | 5 | 0 |
| | | | Theft - Pocket-picking | 6 | 1 | 0 | 0 |
| | | | Theft - Purse Snatching | 1 | 0 | 0 | 0 |
| Group B Arrests | | | Theft - Shoplifting | 299 | 178 | 176 | 36 |
| Offense | Adult | Juvenile | Theft From Building | 18 | 3 | 1 | 0 |
| Bad Checks | 0 | 0 | Theft From Coin Machine | 0 | 0 | 0 | 0 |
| Curfew/Vagrancy | 1 | 16 | Theft From Motor Vehicle | 219 | 12 | 2 | 9 |
| Disorderly Conduct | 5 | 3 | Theft of Motor Vehicle Parts | 12 | 1 | 0 | 0 |
| DUI | 86 | 1 | Theft - All Other Larceny | 201 | 27 | 36 | 1 |
| Drunkenness | 34 | 1 | Motor Vehicle Theft | 39 | 9 | 4 | 3 |
| Family-Non Violent | 3 | 0 | Stolen Property Offenses | 5 | 5 | 3 | 4 |
| Liquor Law Violations | 10 | 5 | | | | | |
| Peeping Tom | 0 | 0 | | | | | |
| Runaway | 0 | 0 | | | | | |
| Trespass | 3 | 1 | | | | | |
| All Other Offenses | 707 | 17 | | | | | |
| Total Group B | 849 | 44 | | | | | |

(*) Offenses are counted using the FBI Units of Count for Crime

(**) The 'Arrests' column shows arrests made for incidents during the selected period, regardless of arrest date. Arrest counts for the same period may change over time.

This report is valid as of May 06, 2019 and is subject to change

Collierville Police Department - NIBRS Agency Crime Overview - 2018

| Crimes Against Society | | | | |
|------------------------------------|--------------|------------|------------|------------|
| Animal Cruelty | 1 | 1 | 0 | 0 |
| Drug/Narcotic Violations | 254 | 249 | 217 | 25 |
| Drug/Narcotic Equipment Violations | 137 | 134 | 27 | 4 |
| Gambling - Betting/Wagering | 0 | 0 | 0 | 0 |
| Gambling - Operating/Promoting | 0 | 0 | 0 | 0 |
| Gambling - Equipment Violations | 0 | 0 | 0 | 0 |
| Gambling - Sports Tampering | 0 | 0 | 0 | 0 |
| Pornography/Obscene Material | 2 | 0 | 0 | 0 |
| Prostitution | 0 | 0 | 0 | 0 |
| Prostitution Assisting/Promoting | 0 | 0 | 0 | 0 |
| Purchasing Prostitution | 0 | 0 | 0 | 0 |
| Weapon Law Violations | 26 | 23 | 7 | 2 |
| Total Group A Offenses | 2,192 | 973 | 658 | 134 |

(*) Offenses are counted using the FBI Units of Count for Crime

(**) The 'Arrests' column shows arrests made for incidents during the selected period, regardless of arrest date. Arrest counts for the same period may change over time.

Collinwood Police Department - NIBRS Agency Crime Overview - 2018

| 2017 Population Estimate | | 949 | | Offenses (*) | | Arrests (**) | |
|---------------------------------------|----------|----------------------------------|-----------------------------------|-------------------------|---------|--------------|----------|
| Offense Overview | | Crimes Against Persons | | Reported | Cleared | Adult | Juvenile |
| Offense Total | 46 | Murder | | 0 | 0 | 0 | 0 |
| Number Cleared | 11 | Negligent Manslaughter | | 0 | 0 | 0 | 0 |
| Percent Cleared | 23.91 % | Negligent Vehicular Manslaughter | | 0 | 0 | 0 | 0 |
| Group A Crimes per 100,000 population | 4,847.2 | Kidnapping/Abduction | | 0 | 0 | 0 | 0 |
| | | Forcible Rape | | 0 | 0 | 0 | 0 |
| | | Forcible Sodomy | | 0 | 0 | 0 | 0 |
| | | Sexual Assault W/Object | | 0 | 0 | 0 | 0 |
| | | Forcible Fondling | | 0 | 0 | 0 | 0 |
| | | Incest | | 0 | 0 | 0 | 0 |
| | | Statutory Rape | | 0 | 0 | 0 | 0 |
| | | Aggravated Assault | | 1 | 0 | 0 | 0 |
| | | Simple Assault | | 4 | 1 | 1 | 0 |
| | | Intimidation | | 0 | 0 | 0 | 0 |
| | | Stalking | | 0 | 0 | 0 | 0 |
| | | Commercial Sex Acts | | 0 | 0 | 0 | 0 |
| | | Involuntary Servitude | | 0 | 0 | 0 | 0 |
| | | Average number offenses/incident | 1.21 | | | | |
| Domestic Violence Victims | | | | Crimes Against Property | | | |
| Offense | Reported | Cleared | | Reported | Cleared | Adult | Juvenile |
| Murder | 0 | 0 | Arson | 0 | 0 | 0 | 0 |
| Aggravated Assault | 1 | 0 | Bribery | 0 | 0 | 0 | 0 |
| Simple Assault | 3 | 0 | Burglary | 5 | 2 | 2 | 0 |
| Intimidation | 0 | 0 | Counterfeiting/Forgery | 2 | 0 | 0 | 0 |
| Stalking | 0 | 0 | Destruction/Damage/Vandalism | 5 | 1 | 1 | 0 |
| Forcible Rape | 0 | 0 | Embezzlement | 0 | 0 | 0 | 0 |
| Forcible Sodomy | 0 | 0 | Extortion/Blackmail | 0 | 0 | 0 | 0 |
| Sexual Assault W/Object | 0 | 0 | Fraud - False Pretenses | 0 | 0 | 0 | 0 |
| Forcible Fondling | 0 | 0 | Fraud - Credit Card/ATM | 1 | 0 | 0 | 0 |
| Incest | 0 | 0 | Fraud - Impersonation | 1 | 0 | 0 | 0 |
| Statutory Rape | 0 | 0 | Fraud - Welfare | 0 | 0 | 0 | 0 |
| Kidnapping/Abduction | 0 | 0 | Fraud - Wire | 0 | 0 | 0 | 0 |
| Commercial Sex Acts | 0 | 0 | Fraud - Identity Theft | 1 | 0 | 0 | 0 |
| Involuntary Servitude | 0 | 0 | Fraud - Computer Hacking/Invasion | 0 | 0 | 0 | 0 |
| Total | 4 | 0 | Robbery | 0 | 0 | 0 | 0 |
| | | | Theft - Pocket-picking | 1 | 0 | 0 | 0 |
| | | | Theft - Purse Snatching | 0 | 0 | 0 | 0 |
| | | | Theft - Shoplifting | 1 | 1 | 1 | 0 |
| | | | Theft From Building | 6 | 1 | 1 | 0 |
| | | | Theft From Coin Machine | 0 | 0 | 0 | 0 |
| | | | Theft From Motor Vehicle | 1 | 0 | 0 | 0 |
| | | | Theft of Motor Vehicle Parts | 0 | 0 | 0 | 0 |
| | | | Theft - All Other Larceny | 3 | 0 | 0 | 0 |
| | | | Motor Vehicle Theft | 4 | 0 | 0 | 0 |
| | | | Stolen Property Offenses | 0 | 0 | 0 | 0 |
| Group B Arrests | | | | | | | |
| Offense | Adult | Juvenile | | | | | |
| Bad Checks | 0 | 0 | | | | | |
| Curfew/Vagrancy | 0 | 0 | | | | | |
| Disorderly Conduct | 0 | 0 | | | | | |
| DUI | 3 | 0 | | | | | |
| Drunkenness | 0 | 0 | | | | | |
| Family-Non Violent | 0 | 0 | | | | | |
| Liquor Law Violations | 0 | 0 | | | | | |
| Peeping Tom | 0 | 0 | | | | | |
| Runaway | 0 | 0 | | | | | |
| Trespass | 0 | 0 | | | | | |
| All Other Offenses | 5 | 0 | | | | | |
| Total Group B | 8 | 0 | | | | | |

(*) Offenses are counted using the FBI Units of Count for Crime

(**) The 'Arrests' column shows arrests made for incidents during the selected period, regardless of arrest date. Arrest counts for the same period may change over time.

This report is valid as of May 06, 2019 and is subject to change

Collinwood Police Department - NIBRS Agency Crime Overview - 2018

| Crimes Against Society | | | | |
|------------------------------------|-----------|-----------|----------|----------|
| Animal Cruelty | 0 | 0 | 0 | 0 |
| Drug/Narcotic Violations | 6 | 3 | 3 | 0 |
| Drug/Narcotic Equipment Violations | 3 | 2 | 0 | 0 |
| Gambling - Betting/Wagering | 0 | 0 | 0 | 0 |
| Gambling - Operating/Promoting | 0 | 0 | 0 | 0 |
| Gambling - Equipment Violations | 0 | 0 | 0 | 0 |
| Gambling - Sports Tampering | 0 | 0 | 0 | 0 |
| Pornography/Obscene Material | 0 | 0 | 0 | 0 |
| Prostitution | 0 | 0 | 0 | 0 |
| Prostitution Assisting/Promoting | 0 | 0 | 0 | 0 |
| Purchasing Prostitution | 0 | 0 | 0 | 0 |
| Weapon Law Violations | 1 | 0 | 0 | 0 |
| Total Group A Offenses | 46 | 11 | 9 | 0 |

(*) Offenses are counted using the FBI Units of Count for Crime

(**) The 'Arrests' column shows arrests made for incidents during the selected period, regardless of arrest date. Arrest counts for the same period may change over time.

Columbia Police Department - NIBRS Agency Crime Overview - 2018

| 2017 Population Estimate | | 38,266 | | Offenses (*) | | Arrests (**) | |
|---------------------------------------|------------|----------------------------------|-----------------------------------|-------------------------|---------|--------------|----------|
| Offense Overview | | Crimes Against Persons | | Reported | Cleared | Adult | Juvenile |
| Offense Total | 4,134 | Murder | | 7 | 7 | 8 | 0 |
| Number Cleared | 1,739 | Negligent Manslaughter | | 0 | 0 | 0 | 0 |
| Percent Cleared | 42.07 % | Negligent Vehicular Manslaughter | | 0 | 0 | 0 | 0 |
| Group A Crimes per 100,000 population | 10,803.3 | Kidnapping/Abduction | | 7 | 0 | 0 | 0 |
| | | Forcible Rape | | 25 | 8 | 5 | 0 |
| | | Forcible Sodomy | | 1 | 0 | 0 | 0 |
| | | Sexual Assault W/Object | | 0 | 0 | 0 | 0 |
| | | Forcible Fondling | | 16 | 6 | 4 | 0 |
| | | Incest | | 0 | 0 | 0 | 0 |
| | | Statutory Rape | | 4 | 2 | 2 | 0 |
| | | Aggravated Assault | | 195 | 101 | 76 | 5 |
| | | Simple Assault | | 887 | 317 | 234 | 20 |
| | | Intimidation | | 148 | 12 | 8 | 1 |
| | | Stalking | | 6 | 4 | 2 | 0 |
| | | Commercial Sex Acts | | 0 | 0 | 0 | 0 |
| | | Involuntary Servitude | | 0 | 0 | 0 | 0 |
| | | Average number offenses/incident | | 1.27 | | | |
| Domestic Violence Victims | | | | Crimes Against Property | | | |
| Offense | Reported | Cleared | | Arson | | | |
| Murder | 2 | 2 | Bribery | 0 | 0 | 0 | 0 |
| Aggravated Assault | 60 | 41 | Burglary | 201 | 38 | 26 | 4 |
| Simple Assault | 611 | 274 | Counterfeiting/Forgery | 119 | 39 | 32 | 2 |
| Intimidation | 39 | 7 | Destruction/Damage/Vandalism | 299 | 40 | 9 | 6 |
| Stalking | 3 | 2 | Embezzlement | 34 | 10 | 3 | 0 |
| Forcible Rape | 5 | 2 | Extortion/Blackmail | 1 | 0 | 0 | 0 |
| Forcible Sodomy | 0 | 0 | Fraud - False Pretenses | 110 | 17 | 5 | 0 |
| Sexual Assault W/Object | 0 | 0 | Fraud - Credit Card/ATM | 68 | 7 | 4 | 1 |
| Forcible Fondling | 4 | 2 | Fraud - Impersonation | 53 | 34 | 30 | 1 |
| Incest | 0 | 0 | Fraud - Welfare | 0 | 0 | 0 | 0 |
| Statutory Rape | 1 | 0 | Fraud - Wire | 9 | 0 | 0 | 0 |
| Kidnapping/Abduction | 2 | 0 | Fraud - Identity Theft | 0 | 0 | 0 | 0 |
| Commercial Sex Acts | 0 | 0 | Fraud - Computer Hacking/Invasion | 0 | 0 | 0 | 0 |
| Involuntary Servitude | 0 | 0 | Robbery | 22 | 11 | 16 | 5 |
| Total | 727 | 330 | Theft - Pocket-picking | 1 | 1 | 0 | 0 |
| | | | Theft - Purse Snatching | 0 | 0 | 0 | 0 |
| | | | Theft - Shoplifting | 294 | 170 | 180 | 15 |
| | | | Theft From Building | 215 | 34 | 15 | 1 |
| | | | Theft From Coin Machine | 1 | 0 | 0 | 0 |
| | | | Theft From Motor Vehicle | 249 | 57 | 16 | 5 |
| | | | Theft of Motor Vehicle Parts | 27 | 2 | 2 | 0 |
| | | | Theft - All Other Larceny | 197 | 29 | 43 | 7 |
| | | | Motor Vehicle Theft | 106 | 34 | 27 | 0 |
| | | | Stolen Property Offenses | 17 | 17 | 8 | 1 |
| Group B Arrests | | | | | | | |
| Offense | Adult | Juvenile | | | | | |
| Bad Checks | 2 | 0 | | | | | |
| Curfew/Vagrancy | 0 | 11 | | | | | |
| Disorderly Conduct | 10 | 1 | | | | | |
| DUI | 125 | 1 | | | | | |
| Drunkenness | 121 | 1 | | | | | |
| Family-Non Violent | 0 | 0 | | | | | |
| Liquor Law Violations | 7 | 3 | | | | | |
| Peeping Tom | 0 | 0 | | | | | |
| Runaway | 0 | 0 | | | | | |
| Trespass | 32 | 0 | | | | | |
| All Other Offenses | 124 | 23 | | | | | |
| Total Group B | 421 | 40 | | | | | |

(*) Offenses are counted using the FBI Units of Count for Crime

(**) The 'Arrests' column shows arrests made for incidents during the selected period, regardless of arrest date. Arrest counts for the same period may change over time.

This report is valid as of May 06, 2019 and is subject to change

Columbia Police Department - NIBRS Agency Crime Overview - 2018

| Crimes Against Society | | | | |
|------------------------------------|--------------|--------------|--------------|------------|
| Animal Cruelty | 3 | 2 | 0 | 0 |
| Drug/Narcotic Violations | 464 | 419 | 420 | 30 |
| Drug/Narcotic Equipment Violations | 286 | 267 | 58 | 1 |
| Gambling - Betting/Wagering | 0 | 0 | 0 | 0 |
| Gambling - Operating/Promoting | 0 | 0 | 0 | 0 |
| Gambling - Equipment Violations | 0 | 0 | 0 | 0 |
| Gambling - Sports Tampering | 0 | 0 | 0 | 0 |
| Pornography/Obscene Material | 3 | 3 | 2 | 1 |
| Prostitution | 0 | 0 | 0 | 0 |
| Prostitution Assisting/Promoting | 0 | 0 | 0 | 0 |
| Purchasing Prostitution | 0 | 0 | 0 | 0 |
| Weapon Law Violations | 57 | 50 | 14 | 0 |
| Total Group A Offenses | 4,134 | 1,739 | 1,250 | 106 |

(*) Offenses are counted using the FBI Units of Count for Crime

(**) The 'Arrests' column shows arrests made for incidents during the selected period, regardless of arrest date. Arrest counts for the same period may change over time.

Cookeville Police Department - NIBRS Agency Crime Overview - 2018

| 2017 Population Estimate | | 33,452 | | Offenses (*) | | Arrests (**) | |
|---------------------------------------|------------|----------------------------------|-----------------------------------|-------------------------|---------|--------------|----------|
| Offense Overview | | Group A Offenses | | Reported | Cleared | Adult | Juvenile |
| | | Crimes Against Persons | | | | | |
| Offense Total | 4,108 | Murder | | 0 | 0 | 0 | 0 |
| Number Cleared | 1,958 | Negligent Manslaughter | | 0 | 0 | 0 | 0 |
| Percent Cleared | 47.66 % | Negligent Vehicular Manslaughter | | 0 | 0 | 0 | 0 |
| Group A Crimes per 100,000 population | 12,280.3 | Kidnapping/Abduction | | 2 | 2 | 2 | 0 |
| | | Forcible Rape | | 18 | 1 | 0 | 0 |
| | | Forcible Sodomy | | 1 | 0 | 0 | 0 |
| | | Sexual Assault W/Object | | 0 | 0 | 0 | 0 |
| | | Forcible Fondling | | 12 | 2 | 2 | 0 |
| | | Incest | | 0 | 0 | 0 | 0 |
| | | Statutory Rape | | 3 | 1 | 1 | 0 |
| | | Aggravated Assault | | 111 | 81 | 74 | 2 |
| | | Simple Assault | | 443 | 176 | 131 | 11 |
| | | Intimidation | | 62 | 17 | 16 | 0 |
| | | Stalking | | 5 | 2 | 1 | 0 |
| | | Commercial Sex Acts | | 0 | 0 | 0 | 0 |
| | | Involuntary Servitude | | 0 | 0 | 0 | 0 |
| | | Average number offenses/incident | 1.20 | | | | |
| Domestic Violence Victims | | | | Crimes Against Property | | | |
| Offense | Reported | Cleared | | | | | |
| Murder | 0 | 0 | Arson | 2 | 0 | 0 | 0 |
| Aggravated Assault | 36 | 34 | Bribery | 1 | 0 | 0 | 0 |
| Simple Assault | 283 | 147 | Burglary | 195 | 35 | 31 | 10 |
| Intimidation | 23 | 10 | Counterfeiting/Forgery | 112 | 39 | 37 | 0 |
| Stalking | 2 | 1 | Destruction/Damage/Vandalism | 214 | 39 | 18 | 3 |
| Forcible Rape | 2 | 0 | Embezzlement | 19 | 6 | 4 | 0 |
| Forcible Sodomy | 0 | 0 | Extortion/Blackmail | 0 | 0 | 0 | 0 |
| Sexual Assault W/Object | 0 | 0 | Fraud - False Pretenses | 105 | 21 | 8 | 0 |
| Forcible Fondling | 1 | 1 | Fraud - Credit Card/ATM | 170 | 9 | 8 | 0 |
| Incest | 0 | 0 | Fraud - Impersonation | 33 | 23 | 13 | 1 |
| Statutory Rape | 2 | 1 | Fraud - Welfare | 0 | 0 | 0 | 0 |
| Kidnapping/Abduction | 1 | 1 | Fraud - Wire | 11 | 1 | 0 | 0 |
| Commercial Sex Acts | 0 | 0 | Fraud - Identity Theft | 8 | 4 | 7 | 0 |
| Involuntary Servitude | 0 | 0 | Fraud - Computer Hacking/Invasion | 3 | 0 | 0 | 0 |
| Total | 350 | 195 | Robbery | 13 | 4 | 4 | 0 |
| | | | Theft - Pocket-picking | 1 | 0 | 0 | 0 |
| | | | Theft - Purse Snatching | 1 | 0 | 0 | 0 |
| | | | Theft - Shoplifting | 387 | 295 | 325 | 20 |
| | | | Theft From Building | 190 | 17 | 10 | 0 |
| | | | Theft From Coin Machine | 2 | 0 | 0 | 0 |
| | | | Theft From Motor Vehicle | 226 | 16 | 14 | 2 |
| | | | Theft of Motor Vehicle Parts | 29 | 1 | 0 | 0 |
| | | | Theft - All Other Larceny | 244 | 23 | 38 | 0 |
| | | | Motor Vehicle Theft | 160 | 40 | 36 | 4 |
| | | | Stolen Property Offenses | 27 | 15 | 20 | 0 |
| Group B Arrests | | | | | | | |
| Offense | Adult | Juvenile | | | | | |
| Bad Checks | 0 | 0 | | | | | |
| Curfew/Vagrancy | 0 | 13 | | | | | |
| Disorderly Conduct | 41 | 1 | | | | | |
| DUI | 145 | 0 | | | | | |
| Drunkenness | 336 | 0 | | | | | |
| Family-Non Violent | 4 | 0 | | | | | |
| Liquor Law Violations | 13 | 4 | | | | | |
| Peeping Tom | 0 | 0 | | | | | |
| Runaway | 0 | 0 | | | | | |
| Trespass | 49 | 0 | | | | | |
| All Other Offenses | 154 | 4 | | | | | |
| Total Group B | 742 | 22 | | | | | |

(*) Offenses are counted using the FBI Units of Count for Crime

(**) The 'Arrests' column shows arrests made for incidents during the selected period, regardless of arrest date. Arrest counts for the same period may change over time.

This report is valid as of May 06, 2019 and is subject to change

Cookeville Police Department - NIBRS Agency Crime Overview - 2018

| Crimes Against Society | | | | |
|------------------------------------|--------------|--------------|--------------|-----------|
| Animal Cruelty | 0 | 0 | 0 | 0 |
| Drug/Narcotic Violations | 800 | 650 | 649 | 14 |
| Drug/Narcotic Equipment Violations | 437 | 386 | 143 | 3 |
| Gambling - Betting/Wagering | 0 | 0 | 0 | 0 |
| Gambling - Operating/Promoting | 0 | 0 | 0 | 0 |
| Gambling - Equipment Violations | 0 | 0 | 0 | 0 |
| Gambling - Sports Tampering | 0 | 0 | 0 | 0 |
| Pornography/Obscene Material | 8 | 4 | 3 | 0 |
| Prostitution | 0 | 0 | 0 | 0 |
| Prostitution Assisting/Promoting | 0 | 0 | 0 | 0 |
| Purchasing Prostitution | 0 | 0 | 0 | 0 |
| Weapon Law Violations | 53 | 48 | 21 | 0 |
| Total Group A Offenses | 4,108 | 1,958 | 1,616 | 70 |

(*) Offenses are counted using the FBI Units of Count for Crime

(**) The 'Arrests' column shows arrests made for incidents during the selected period, regardless of arrest date. Arrest counts for the same period may change over time.

Coopertown Police Department - NIBRS Agency Crime Overview - 2018

| 2017 Population Estimate | | 4,516 | | Offenses (*) | | Arrests (**) | |
|---------------------------------------|-----------------|----------------------------------|-----------------------------------|--------------------------------|---------|--------------|----------|
| | | | | Reported | Cleared | Adult | Juvenile |
| Offense Overview | | | | Group A Offenses | | | |
| Crimes Against Persons | | | | Crimes Against Persons | | | |
| Offense Total | 100 | Murder | 0 | 0 | 0 | 0 | |
| Number Cleared | 70 | Negligent Manslaughter | 0 | 0 | 0 | 0 | |
| Percent Cleared | 70.00 % | Negligent Vehicular Manslaughter | 0 | 0 | 0 | 0 | |
| Group A Crimes per 100,000 population | 2,214.3 | Kidnapping/Abduction | 2 | 2 | 0 | 0 | |
| | | Forcible Rape | 0 | 0 | 0 | 0 | |
| | | Forcible Sodomy | 0 | 0 | 0 | 0 | |
| | | Sexual Assault W/Object | 0 | 0 | 0 | 0 | |
| | | Forcible Fondling | 0 | 0 | 0 | 0 | |
| | | Incest | 0 | 0 | 0 | 0 | |
| | | Statutory Rape | 0 | 0 | 0 | 0 | |
| | | Aggravated Assault | 1 | 1 | 1 | 0 | |
| | | Simple Assault | 3 | 2 | 2 | 0 | |
| | | Intimidation | 1 | 1 | 0 | 0 | |
| | | Stalking | 0 | 0 | 0 | 0 | |
| | | Commercial Sex Acts | 0 | 0 | 0 | 0 | |
| | | Involuntary Servitude | 0 | 0 | 0 | 0 | |
| | | Average number offenses/incident | 1.33 | | | | |
| Domestic Violence Victims | | | | Crimes Against Property | | | |
| Offense | Reported | Cleared | | | | | |
| Murder | 0 | 0 | Arson | 1 | 0 | 0 | |
| Aggravated Assault | 1 | 1 | Bribery | 0 | 0 | 0 | |
| Simple Assault | 2 | 2 | Burglary | 5 | 0 | 0 | |
| Intimidation | 1 | 1 | Counterfeiting/Forgery | 1 | 1 | 0 | |
| Stalking | 0 | 0 | Destruction/Damage/Vandalism | 8 | 2 | 0 | |
| Forcible Rape | 0 | 0 | Embezzlement | 0 | 0 | 0 | |
| Forcible Sodomy | 0 | 0 | Extortion/Blackmail | 0 | 0 | 0 | |
| Sexual Assault W/Object | 0 | 0 | Fraud - False Pretenses | 5 | 3 | 2 | |
| Forcible Fondling | 0 | 0 | Fraud - Credit Card/ATM | 0 | 0 | 0 | |
| Incest | 0 | 0 | Fraud - Impersonation | 1 | 1 | 1 | |
| Statutory Rape | 0 | 0 | Fraud - Welfare | 0 | 0 | 0 | |
| Kidnapping/Abduction | 2 | 2 | Fraud - Wire | 0 | 0 | 0 | |
| Commercial Sex Acts | 0 | 0 | Fraud - Identity Theft | 0 | 0 | 0 | |
| Involuntary Servitude | 0 | 0 | Fraud - Computer Hacking/Invasion | 1 | 0 | 0 | |
| Total | 6 | 6 | Robbery | 0 | 0 | 0 | |
| | | | Theft - Pocket-picking | 0 | 0 | 0 | |
| | | | Theft - Purse Snatching | 0 | 0 | 0 | |
| | | | Theft - Shoplifting | 0 | 0 | 0 | |
| | | | Theft From Building | 7 | 2 | 1 | |
| | | | Theft From Coin Machine | 0 | 0 | 0 | |
| | | | Theft From Motor Vehicle | 8 | 3 | 1 | |
| | | | Theft of Motor Vehicle Parts | 0 | 0 | 0 | |
| | | | Theft - All Other Larceny | 1 | 0 | 0 | |
| | | | Motor Vehicle Theft | 4 | 1 | 0 | |
| | | | Stolen Property Offenses | 1 | 1 | 0 | |
| | | | | | | 1 | |
| Group B Arrests | | | | | | | |
| Offense | Adult | Juvenile | | | | | |
| Bad Checks | 0 | 0 | | | | | |
| Curfew/Vagrancy | 0 | 0 | | | | | |
| Disorderly Conduct | 0 | 0 | | | | | |
| DUI | 13 | 1 | | | | | |
| Drunkenness | 1 | 0 | | | | | |
| Family-Non Violent | 0 | 0 | | | | | |
| Liquor Law Violations | 1 | 0 | | | | | |
| Peeping Tom | 0 | 0 | | | | | |
| Runaway | 0 | 0 | | | | | |
| Trespass | 0 | 0 | | | | | |
| All Other Offenses | 2 | 0 | | | | | |
| Total Group B | 17 | 1 | | | | | |

(*) Offenses are counted using the FBI Units of Count for Crime

(**) The 'Arrests' column shows arrests made for incidents during the selected period, regardless of arrest date. Arrest counts for the same period may change over time.

This report is valid as of May 06, 2019 and is subject to change

Coopertown Police Department - NIBRS Agency Crime Overview - 2018

| Crimes Against Society | | | | |
|------------------------------------|------------|-----------|-----------|----------|
| Animal Cruelty | 0 | 0 | 0 | 0 |
| Drug/Narcotic Violations | 24 | 24 | 26 | 1 |
| Drug/Narcotic Equipment Violations | 25 | 25 | 13 | 0 |
| Gambling - Betting/Wagering | 0 | 0 | 0 | 0 |
| Gambling - Operating/Promoting | 0 | 0 | 0 | 0 |
| Gambling - Equipment Violations | 0 | 0 | 0 | 0 |
| Gambling - Sports Tampering | 0 | 0 | 0 | 0 |
| Pornography/Obscene Material | 0 | 0 | 0 | 0 |
| Prostitution | 0 | 0 | 0 | 0 |
| Prostitution Assisting/Promoting | 0 | 0 | 0 | 0 |
| Purchasing Prostitution | 0 | 0 | 0 | 0 |
| Weapon Law Violations | 1 | 1 | 0 | 0 |
| Total Group A Offenses | 100 | 70 | 47 | 2 |

(*) Offenses are counted using the FBI Units of Count for Crime

(**) The 'Arrests' column shows arrests made for incidents during the selected period, regardless of arrest date. Arrest counts for the same period may change over time.

Cornersville Police Department - NIBRS Agency Crime Overview - 2018

| 2017 Population Estimate | 1,231 | Offenses (*) | | Arrests (**) | | | |
|---------------------------------------|-----------------|----------------------------------|-----------------------------------|--------------|----------|---|---|
| | | Reported | Cleared | Adult | Juvenile | | |
| Offense Overview | | Group A Offenses | | | | | |
| Crimes Against Persons | | Crimes Against Persons | | | | | |
| Offense Total | 20 | Murder | 0 | 0 | 0 | 0 | |
| Number Cleared | 12 | Negligent Manslaughter | 0 | 0 | 0 | 0 | |
| Percent Cleared | 60.00 % | Negligent Vehicular Manslaughter | 0 | 0 | 0 | 0 | |
| Group A Crimes per 100,000 population | 1,624.7 | Kidnapping/Abduction | 0 | 0 | 0 | 0 | |
| | | Forcible Rape | 0 | 0 | 0 | 0 | |
| | | Forcible Sodomy | 0 | 0 | 0 | 0 | |
| | | Sexual Assault W/Object | 0 | 0 | 0 | 0 | |
| | | Forcible Fondling | 0 | 0 | 0 | 0 | |
| Arrest Overview | | Incest | 0 | 0 | 0 | 0 | |
| Total Arrests | 17 | Statutory Rape | 0 | 0 | 0 | 0 | |
| Adult Arrests | 17 | Aggravated Assault | 3 | 3 | 1 | 0 | |
| Juvenile Arrests | 0 | Simple Assault | 3 | 3 | 3 | 0 | |
| Unknown Age | 0 | Intimidation | 0 | 0 | 0 | 0 | |
| Arrests per 100,000 population | 1,381.0 | Stalking | 0 | 0 | 0 | 0 | |
| | | Commercial Sex Acts | 0 | 0 | 0 | 0 | |
| Average number offenses/incident | 1.18 | Involuntary Servitude | 0 | 0 | 0 | 0 | |
| Domestic Violence Victims | | Crimes Against Property | | | | | |
| Offense | Reported | Cleared | | | | | |
| Murder | 0 | 0 | Arson | 0 | 0 | 0 | 0 |
| Aggravated Assault | 0 | 0 | Bribery | 0 | 0 | 0 | 0 |
| Simple Assault | 2 | 2 | Burglary | 2 | 0 | 0 | 0 |
| Intimidation | 0 | 0 | Counterfeiting/Forgery | 0 | 0 | 0 | 0 |
| Stalking | 0 | 0 | Destruction/Damage/Vandalism | 2 | 0 | 0 | 0 |
| Forcible Rape | 0 | 0 | Embezzlement | 1 | 1 | 1 | 0 |
| Forcible Sodomy | 0 | 0 | Extortion/Blackmail | 0 | 0 | 0 | 0 |
| Sexual Assault W/Object | 0 | 0 | Fraud - False Pretenses | 1 | 0 | 0 | 0 |
| Forcible Fondling | 0 | 0 | Fraud - Credit Card/ATM | 0 | 0 | 0 | 0 |
| Incest | 0 | 0 | Fraud - Impersonation | 0 | 0 | 0 | 0 |
| Statutory Rape | 0 | 0 | Fraud - Welfare | 0 | 0 | 0 | 0 |
| Kidnapping/Abduction | 0 | 0 | Fraud - Wire | 0 | 0 | 0 | 0 |
| Commercial Sex Acts | 0 | 0 | Fraud - Identity Theft | 0 | 0 | 0 | 0 |
| Involuntary Servitude | 0 | 0 | Fraud - Computer Hacking/Invasion | 0 | 0 | 0 | 0 |
| Total | 2 | 2 | Robbery | 0 | 0 | 0 | 0 |
| | | | Theft - Pocket-picking | 0 | 0 | 0 | 0 |
| | | | Theft - Purse Snatching | 0 | 0 | 0 | 0 |
| | | | Theft - Shoplifting | 3 | 3 | 3 | 0 |
| Group B Arrests | | | Theft From Building | 0 | 0 | 0 | 0 |
| Offense | Adult | Juvenile | Theft From Coin Machine | 0 | 0 | 0 | 0 |
| Bad Checks | 0 | 0 | Theft From Motor Vehicle | 1 | 0 | 0 | 0 |
| Curfew/Vagrancy | 0 | 0 | Theft of Motor Vehicle Parts | 1 | 0 | 0 | 0 |
| Disorderly Conduct | 1 | 0 | Theft - All Other Larceny | 1 | 1 | 1 | 0 |
| DUI | 0 | 0 | Motor Vehicle Theft | 0 | 0 | 0 | 0 |
| Drunkenness | 1 | 0 | Stolen Property Offenses | 0 | 0 | 0 | 0 |
| Family-Non Violent | 0 | 0 | | | | | |
| Liquor Law Violations | 0 | 0 | | | | | |
| Peeping Tom | 0 | 0 | | | | | |
| Runaway | 0 | 0 | | | | | |
| Trespass | 0 | 0 | | | | | |
| All Other Offenses | 5 | 0 | | | | | |
| Total Group B | 7 | 0 | | | | | |

(*) Offenses are counted using the FBI Units of Count for Crime

(**) The 'Arrests' column shows arrests made for incidents during the selected period, regardless of arrest date. Arrest counts for the same period may change over time.

This report is valid as of May 06, 2019 and is subject to change

Cornersville Police Department - NIBRS Agency Crime Overview - 2018

| Crimes Against Society | | | | |
|------------------------------------|-----------|-----------|-----------|----------|
| Animal Cruelty | 0 | 0 | 0 | 0 |
| Drug/Narcotic Violations | 1 | 1 | 1 | 0 |
| Drug/Narcotic Equipment Violations | 0 | 0 | 0 | 0 |
| Gambling - Betting/Wagering | 0 | 0 | 0 | 0 |
| Gambling - Operating/Promoting | 0 | 0 | 0 | 0 |
| Gambling - Equipment Violations | 0 | 0 | 0 | 0 |
| Gambling - Sports Tampering | 0 | 0 | 0 | 0 |
| Pornography/Obscene Material | 1 | 0 | 0 | 0 |
| Prostitution | 0 | 0 | 0 | 0 |
| Prostitution Assisting/Promoting | 0 | 0 | 0 | 0 |
| Purchasing Prostitution | 0 | 0 | 0 | 0 |
| Weapon Law Violations | 0 | 0 | 0 | 0 |
| Total Group A Offenses | 20 | 12 | 10 | 0 |

(*) Offenses are counted using the FBI Units of Count for Crime

(**) The 'Arrests' column shows arrests made for incidents during the selected period, regardless of arrest date. Arrest counts for the same period may change over time.

Covington Police Department - NIBRS Agency Crime Overview - 2018

| 2017 Population Estimate | | 8,821 | | Offenses (*) | | Arrests (**) | |
|---------------------------------------|-----------------|----------------------------------|-----------------------------------|--------------------------------|---------|--------------|----------|
| | | | | Reported | Cleared | Adult | Juvenile |
| Offense Overview | | | | Group A Offenses | | | |
| Crimes Against Persons | | | | Crimes Against Property | | | |
| Offense Total | 1,272 | Murder | 1 | 0 | 0 | 0 | 0 |
| Number Cleared | 529 | Negligent Manslaughter | 0 | 0 | 0 | 0 | 0 |
| Percent Cleared | 41.59 % | Negligent Vehicular Manslaughter | 0 | 0 | 0 | 0 | 0 |
| Group A Crimes per 100,000 population | 14,420.1 | Kidnapping/Abduction | 3 | 1 | 1 | 0 | 0 |
| | | Forcible Rape | 7 | 0 | 0 | 0 | 0 |
| | | Forcible Sodomy | 2 | 0 | 0 | 0 | 0 |
| | | Sexual Assault W/Object | 1 | 0 | 0 | 0 | 0 |
| Arrest Overview | | Forcible Fondling | 11 | 1 | 1 | 0 | 0 |
| Total Arrests | 969 | Incest | 0 | 0 | 0 | 0 | 0 |
| Adult Arrests | 877 | Statutory Rape | 0 | 0 | 0 | 0 | 0 |
| Juvenile Arrests | 92 | Aggravated Assault | 113 | 60 | 41 | 8 | 8 |
| Unknown Age | 0 | Simple Assault | 183 | 89 | 67 | 15 | 15 |
| Arrests per 100,000 population | 10,985.1 | Intimidation | 49 | 14 | 9 | 1 | 1 |
| | | Stalking | 3 | 0 | 0 | 0 | 0 |
| | | Commercial Sex Acts | 0 | 0 | 0 | 0 | 0 |
| Average number offenses/incident | 1.19 | Involuntary Servitude | 0 | 0 | 0 | 0 | 0 |
| Domestic Violence Victims | | | | Crimes Against Property | | | |
| Offense | Reported | Cleared | | | | | |
| Murder | 0 | 0 | Arson | 2 | 0 | 0 | 0 |
| Aggravated Assault | 42 | 29 | Bribery | 0 | 0 | 0 | 0 |
| Simple Assault | 114 | 53 | Burglary | 86 | 9 | 3 | 5 |
| Intimidation | 20 | 8 | Counterfeiting/Forgery | 28 | 5 | 2 | 3 |
| Stalking | 0 | 0 | Destruction/Damage/Vandalism | 118 | 27 | 13 | 6 |
| Forcible Rape | 3 | 0 | Embezzlement | 11 | 5 | 5 | 0 |
| Forcible Sodomy | 2 | 0 | Extortion/Blackmail | 0 | 0 | 0 | 0 |
| Sexual Assault W/Object | 0 | 0 | Fraud - False Pretenses | 15 | 1 | 0 | 0 |
| Forcible Fondling | 4 | 1 | Fraud - Credit Card/ATM | 18 | 2 | 1 | 0 |
| Incest | 0 | 0 | Fraud - Impersonation | 8 | 4 | 1 | 0 |
| Statutory Rape | 0 | 0 | Fraud - Welfare | 0 | 0 | 0 | 0 |
| Kidnapping/Abduction | 2 | 1 | Fraud - Wire | 1 | 0 | 0 | 0 |
| Commercial Sex Acts | 0 | 0 | Fraud - Identity Theft | 4 | 0 | 0 | 0 |
| Involuntary Servitude | 0 | 0 | Fraud - Computer Hacking/Invasion | 0 | 0 | 0 | 0 |
| Total | 187 | 92 | Robbery | 4 | 0 | 0 | 0 |
| | | | Theft - Pocket-picking | 3 | 0 | 0 | 0 |
| | | | Theft - Purse Snatching | 1 | 0 | 0 | 0 |
| | | | Theft - Shoplifting | 134 | 103 | 121 | 17 |
| Group B Arrests | | | Theft From Building | 29 | 6 | 3 | 6 |
| Offense | Adult | Juvenile | Theft From Coin Machine | 1 | 0 | 0 | 0 |
| Bad Checks | 0 | 0 | Theft From Motor Vehicle | 86 | 3 | 3 | 0 |
| Curfew/Vagrancy | 0 | 1 | Theft of Motor Vehicle Parts | 24 | 1 | 1 | 0 |
| Disorderly Conduct | 18 | 1 | Theft - All Other Larceny | 111 | 19 | 17 | 5 |
| DUI | 30 | 0 | Motor Vehicle Theft | 35 | 3 | 2 | 2 |
| Drunkenness | 43 | 0 | Stolen Property Offenses | 1 | 1 | 1 | 0 |
| Family-Non Violent | 2 | 0 | | | | | |
| Liquor Law Violations | 9 | 0 | | | | | |
| Peeping Tom | 0 | 0 | | | | | |
| Runaway | 0 | 0 | | | | | |
| Trespass | 12 | 0 | | | | | |
| All Other Offenses | 356 | 12 | | | | | |
| Total Group B | 470 | 14 | | | | | |

(*) Offenses are counted using the FBI Units of Count for Crime

(**) The 'Arrests' column shows arrests made for incidents during the selected period, regardless of arrest date. Arrest counts for the same period may change over time.

This report is valid as of May 06, 2019 and is subject to change

Covington Police Department - NIBRS Agency Crime Overview - 2018

| Crimes Against Society | | | | |
|------------------------------------|--------------|------------|------------|-----------|
| Animal Cruelty | 5 | 3 | 3 | 0 |
| Drug/Narcotic Violations | 102 | 101 | 94 | 5 |
| Drug/Narcotic Equipment Violations | 52 | 52 | 14 | 1 |
| Gambling - Betting/Wagering | 0 | 0 | 0 | 0 |
| Gambling - Operating/Promoting | 0 | 0 | 0 | 0 |
| Gambling - Equipment Violations | 0 | 0 | 0 | 0 |
| Gambling - Sports Tampering | 0 | 0 | 0 | 0 |
| Pornography/Obscene Material | 1 | 0 | 0 | 0 |
| Prostitution | 0 | 0 | 0 | 0 |
| Prostitution Assisting/Promoting | 0 | 0 | 0 | 0 |
| Purchasing Prostitution | 0 | 0 | 0 | 0 |
| Weapon Law Violations | 19 | 19 | 4 | 4 |
| Total Group A Offenses | 1,272 | 529 | 407 | 78 |

(*) Offenses are counted using the FBI Units of Count for Crime

(**) The 'Arrests' column shows arrests made for incidents during the selected period, regardless of arrest date. Arrest counts for the same period may change over time.

Cowan Police Department - NIBRS Agency Crime Overview - 2018

| 2017 Population Estimate | 1,658 | Offenses (*) | | Arrests (**) | |
|---------------------------------------|-----------------|--------------------------------|---------|--------------|----------|
| | | Reported | Cleared | Adult | Juvenile |
| Offense Overview | | Group A Offenses | | | |
| | | Crimes Against Persons | | | |
| Offense Total | 72 | 0 | 0 | 0 | 0 |
| Number Cleared | 26 | 0 | 0 | 0 | 0 |
| Percent Cleared | 36.11 % | 0 | 0 | 0 | 0 |
| Group A Crimes per 100,000 population | 4,342.6 | 0 | 0 | 0 | 0 |
| | | Crimes Against Property | | | |
| | | Crimes Against Persons | | | |
| | | Crimes Against Property | | | |
| Arrest Overview | | | | | |
| Total Arrests | 38 | 0 | 0 | 0 | 0 |
| Adult Arrests | 38 | 0 | 0 | 0 | 0 |
| Juvenile Arrests | 0 | 4 | 1 | 0 | 0 |
| Unknown Age | 0 | 17 | 9 | 6 | 0 |
| Arrests per 100,000 population | 2,291.9 | 4 | 1 | 1 | 0 |
| Average number offenses/incident | 1.22 | 1 | 0 | 0 | 0 |
| | | Crimes Against Property | | | |
| Domestic Violence Victims | | | | | |
| Offense | Reported | Cleared | | | |
| Murder | 0 | 0 | 0 | 0 | 0 |
| Aggravated Assault | 1 | 0 | 0 | 0 | 0 |
| Simple Assault | 12 | 6 | 0 | 0 | 0 |
| Intimidation | 3 | 1 | 0 | 0 | 0 |
| Stalking | 1 | 0 | 0 | 0 | 0 |
| Forcible Rape | 0 | 0 | 0 | 0 | 0 |
| Forcible Sodomy | 0 | 0 | 0 | 0 | 0 |
| Sexual Assault W/Object | 0 | 0 | 0 | 0 | 0 |
| Forcible Fondling | 0 | 0 | 0 | 0 | 0 |
| Incest | 0 | 0 | 0 | 0 | 0 |
| Statutory Rape | 0 | 0 | 0 | 0 | 0 |
| Kidnapping/Abduction | 0 | 0 | 0 | 0 | 0 |
| Commercial Sex Acts | 0 | 0 | 0 | 0 | 0 |
| Involuntary Servitude | 0 | 0 | 0 | 0 | 0 |
| Total | 17 | 7 | | | |
| Group B Arrests | | | | | |
| Offense | Adult | Juvenile | | | |
| Bad Checks | 0 | 0 | 0 | 0 | 0 |
| Curfew/Vagrancy | 0 | 0 | 0 | 0 | 0 |
| Disorderly Conduct | 6 | 0 | 0 | 0 | 0 |
| DUI | 3 | 0 | 0 | 0 | 0 |
| Drunkenness | 5 | 0 | 0 | 0 | 0 |
| Family-Non Violent | 2 | 0 | 0 | 0 | 0 |
| Liquor Law Violations | 0 | 0 | 0 | 0 | 0 |
| Peeping Tom | 0 | 0 | 0 | 0 | 0 |
| Runaway | 0 | 0 | 0 | 0 | 0 |
| Trespass | 2 | 0 | 0 | 0 | 0 |
| All Other Offenses | 2 | 0 | 0 | 0 | 0 |
| Total Group B | 20 | 0 | | | |

(*) Offenses are counted using the FBI Units of Count for Crime

(**) The 'Arrests' column shows arrests made for incidents during the selected period, regardless of arrest date. Arrest counts for the same period may change over time.

Cowan Police Department - NIBRS Agency Crime Overview - 2018

| Crimes Against Society | | | | |
|------------------------------------|-----------|-----------|-----------|----------|
| Animal Cruelty | 0 | 0 | 0 | 0 |
| Drug/Narcotic Violations | 14 | 8 | 8 | 0 |
| Drug/Narcotic Equipment Violations | 7 | 4 | 1 | 0 |
| Gambling - Betting/Wagering | 0 | 0 | 0 | 0 |
| Gambling - Operating/Promoting | 0 | 0 | 0 | 0 |
| Gambling - Equipment Violations | 0 | 0 | 0 | 0 |
| Gambling - Sports Tampering | 0 | 0 | 0 | 0 |
| Pornography/Obscene Material | 0 | 0 | 0 | 0 |
| Prostitution | 0 | 0 | 0 | 0 |
| Prostitution Assisting/Promoting | 0 | 0 | 0 | 0 |
| Purchasing Prostitution | 0 | 0 | 0 | 0 |
| Weapon Law Violations | 1 | 0 | 0 | 0 |
| Total Group A Offenses | 72 | 26 | 18 | 0 |

(*) Offenses are counted using the FBI Units of Count for Crime

(**) The 'Arrests' column shows arrests made for incidents during the selected period, regardless of arrest date. Arrest counts for the same period may change over time.

Cross Plains Police Department - NIBRS Agency Crime Overview - 2018

| 2017 Population Estimate | | 1,796 | | Offenses (*) | | Arrests (**) | |
|---------------------------------------|-----------------|----------------------------------|-----------------------------------|--------------------------------|---------|--------------|----------|
| | | | | Reported | Cleared | Adult | Juvenile |
| Offense Overview | | | | Group A Offenses | | | |
| Crimes Against Persons | | | | Crimes Against Property | | | |
| Offense Total | 1 | Murder | 0 | 0 | 0 | 0 | 0 |
| Number Cleared | 0 | Negligent Manslaughter | 0 | 0 | 0 | 0 | 0 |
| Percent Cleared | 0.00 % | Negligent Vehicular Manslaughter | 0 | 0 | 0 | 0 | 0 |
| Group A Crimes per 100,000 population | 55.7 | Kidnapping/Abduction | 0 | 0 | 0 | 0 | 0 |
| | | Forcible Rape | 0 | 0 | 0 | 0 | 0 |
| | | Forcible Sodomy | 0 | 0 | 0 | 0 | 0 |
| | | Sexual Assault W/Object | 0 | 0 | 0 | 0 | 0 |
| | | Forcible Fondling | 0 | 0 | 0 | 0 | 0 |
| Arrest Overview | | Incest | 0 | 0 | 0 | 0 | 0 |
| Total Arrests | 1 | Statutory Rape | 0 | 0 | 0 | 0 | 0 |
| Adult Arrests | 1 | Aggravated Assault | 0 | 0 | 0 | 0 | 0 |
| Juvenile Arrests | 0 | Simple Assault | 0 | 0 | 0 | 0 | 0 |
| Unknown Age | 0 | Intimidation | 0 | 0 | 0 | 0 | 0 |
| Arrests per 100,000 population | 55.7 | Stalking | 0 | 0 | 0 | 0 | 0 |
| | | Commercial Sex Acts | 0 | 0 | 0 | 0 | 0 |
| Average number offenses/incident | 1.00 | Involuntary Servitude | 0 | 0 | 0 | 0 | 0 |
| Domestic Violence Victims | | | | Crimes Against Property | | | |
| Offense | Reported | Cleared | | | | | |
| Murder | 0 | 0 | Arson | 0 | 0 | 0 | 0 |
| Aggravated Assault | 0 | 0 | Bribery | 0 | 0 | 0 | 0 |
| Simple Assault | 0 | 0 | Burglary | 0 | 0 | 0 | 0 |
| Intimidation | 0 | 0 | Counterfeiting/Forgery | 0 | 0 | 0 | 0 |
| Stalking | 0 | 0 | Destruction/Damage/Vandalism | 0 | 0 | 0 | 0 |
| Forcible Rape | 0 | 0 | Embezzlement | 0 | 0 | 0 | 0 |
| Forcible Sodomy | 0 | 0 | Extortion/Blackmail | 0 | 0 | 0 | 0 |
| Sexual Assault W/Object | 0 | 0 | Fraud - False Pretenses | 0 | 0 | 0 | 0 |
| Forcible Fondling | 0 | 0 | Fraud - Credit Card/ATM | 1 | 0 | 0 | 0 |
| Incest | 0 | 0 | Fraud - Impersonation | 0 | 0 | 0 | 0 |
| Statutory Rape | 0 | 0 | Fraud - Welfare | 0 | 0 | 0 | 0 |
| Kidnapping/Abduction | 0 | 0 | Fraud - Wire | 0 | 0 | 0 | 0 |
| Commercial Sex Acts | 0 | 0 | Fraud - Identity Theft | 0 | 0 | 0 | 0 |
| Involuntary Servitude | 0 | 0 | Fraud - Computer Hacking/Invasion | 0 | 0 | 0 | 0 |
| Total | 0 | 0 | Robbery | 0 | 0 | 0 | 0 |
| | | | Theft - Pocket-picking | 0 | 0 | 0 | 0 |
| | | | Theft - Purse Snatching | 0 | 0 | 0 | 0 |
| | | | Theft - Shoplifting | 0 | 0 | 0 | 0 |
| Group B Arrests | | | Theft From Building | 0 | 0 | 0 | 0 |
| Offense | Adult | Juvenile | Theft From Coin Machine | 0 | 0 | 0 | 0 |
| Bad Checks | 0 | 0 | Theft From Motor Vehicle | 0 | 0 | 0 | 0 |
| Curfew/Vagrancy | 0 | 0 | Theft of Motor Vehicle Parts | 0 | 0 | 0 | 0 |
| Disorderly Conduct | 0 | 0 | Theft - All Other Larceny | 0 | 0 | 0 | 0 |
| DUI | 1 | 0 | Motor Vehicle Theft | 0 | 0 | 0 | 0 |
| Drunkenness | 0 | 0 | Stolen Property Offenses | 0 | 0 | 0 | 0 |
| Family-Non Violent | 0 | 0 | | | | | |
| Liquor Law Violations | 0 | 0 | | | | | |
| Peeping Tom | 0 | 0 | | | | | |
| Runaway | 0 | 0 | | | | | |
| Trespass | 0 | 0 | | | | | |
| All Other Offenses | 0 | 0 | | | | | |
| Total Group B | 1 | 0 | | | | | |

(*) Offenses are counted using the FBI Units of Count for Crime

(**) The 'Arrests' column shows arrests made for incidents during the selected period, regardless of arrest date. Arrest counts for the same period may change over time.

This report is valid as of May 06, 2019 and is subject to change

Cross Plains Police Department - NIBRS Agency Crime Overview - 2018

| Crimes Against Society | | | | |
|------------------------------------|----------|----------|----------|----------|
| Animal Cruelty | 0 | 0 | 0 | 0 |
| Drug/Narcotic Violations | 0 | 0 | 0 | 0 |
| Drug/Narcotic Equipment Violations | 0 | 0 | 0 | 0 |
| Gambling - Betting/Wagering | 0 | 0 | 0 | 0 |
| Gambling - Operating/Promoting | 0 | 0 | 0 | 0 |
| Gambling - Equipment Violations | 0 | 0 | 0 | 0 |
| Gambling - Sports Tampering | 0 | 0 | 0 | 0 |
| Pornography/Obscene Material | 0 | 0 | 0 | 0 |
| Prostitution | 0 | 0 | 0 | 0 |
| Prostitution Assisting/Promoting | 0 | 0 | 0 | 0 |
| Purchasing Prostitution | 0 | 0 | 0 | 0 |
| Weapon Law Violations | 0 | 0 | 0 | 0 |
| Total Group A Offenses | 1 | 0 | 0 | 0 |

(*) Offenses are counted using the FBI Units of Count for Crime

(**) The 'Arrests' column shows arrests made for incidents during the selected period, regardless of arrest date. Arrest counts for the same period may change over time.

Crossville Police Department - NIBRS Agency Crime Overview - 2018

| 2017 Population Estimate | | 11,449 | | Offenses (*) | | Arrests (**) | | |
|---------------------------------------|------------|----------------------------------|-----------------------------------|--------------------------------|---------|--------------|----------|---|
| | | | | Reported | Cleared | Adult | Juvenile | |
| Offense Overview | | | | Group A Offenses | | | | |
| Crimes Against Persons | | | | Crimes Against Persons | | | | |
| Offense Total | 1,374 | Murder | 2 | 2 | 1 | 0 | | |
| Number Cleared | 683 | Negligent Manslaughter | 0 | 0 | 0 | 0 | | |
| Percent Cleared | 49.71 % | Negligent Vehicular Manslaughter | 0 | 0 | 0 | 0 | | |
| Group A Crimes per 100,000 population | 12,001.0 | Kidnapping/Abduction | 7 | 4 | 2 | 0 | | |
| | | Forcible Rape | 6 | 0 | 0 | 0 | | |
| | | Forcible Sodomy | 1 | 0 | 0 | 0 | | |
| | | Sexual Assault W/Object | 2 | 0 | 0 | 0 | | |
| | | Forcible Fondling | 29 | 6 | 2 | 0 | | |
| | | Incest | 1 | 0 | 0 | 0 | | |
| | | Statutory Rape | 0 | 0 | 0 | 0 | | |
| | | Aggravated Assault | 76 | 61 | 22 | 6 | | |
| | | Simple Assault | 138 | 124 | 85 | 35 | | |
| | | Intimidation | 16 | 8 | 2 | 4 | | |
| | | Stalking | 4 | 2 | 1 | 0 | | |
| | | Commercial Sex Acts | 0 | 0 | 0 | 0 | | |
| | | Involuntary Servitude | 0 | 0 | 0 | 0 | | |
| Arrest Overview | | | | Crimes Against Property | | | | |
| Domestic Violence Victims | | | | Crimes Against Property | | | | |
| Offense | | Reported | Cleared | | | | | |
| Murder | 1 | 1 | Arson | 2 | 0 | 0 | 0 | |
| Aggravated Assault | 23 | 16 | Bribery | 0 | 0 | 0 | 0 | |
| Simple Assault | 84 | 77 | Burglary | 87 | 19 | 16 | 1 | |
| Intimidation | 1 | 0 | Counterfeiting/Forgery | 46 | 12 | 7 | 0 | |
| Stalking | 1 | 0 | Destruction/Damage/Vandalism | 98 | 21 | 9 | 2 | |
| Forcible Rape | 1 | 0 | Embezzlement | 19 | 8 | 8 | 0 | |
| Forcible Sodomy | 1 | 0 | Extortion/Blackmail | 0 | 0 | 0 | 0 | |
| Sexual Assault W/Object | 1 | 0 | Fraud - False Pretenses | 56 | 20 | 13 | 0 | |
| Forcible Fondling | 6 | 1 | Fraud - Credit Card/ATM | 48 | 2 | 2 | 0 | |
| Incest | 1 | 0 | Fraud - Impersonation | 9 | 7 | 3 | 0 | |
| Statutory Rape | 0 | 0 | Fraud - Welfare | 0 | 0 | 0 | 0 | |
| Kidnapping/Abduction | 5 | 4 | Fraud - Wire | 6 | 1 | 0 | 0 | |
| Commercial Sex Acts | 0 | 0 | Fraud - Identity Theft | 0 | 0 | 0 | 0 | |
| Involuntary Servitude | 0 | 0 | Fraud - Computer Hacking/Invasion | 0 | 0 | 0 | 0 | |
| Total | 125 | 99 | Robbery | 9 | 3 | 3 | 0 | |
| Group B Arrests | | | | Theft - Pocket-picking | 0 | 0 | 0 | 0 |
| Offense | | Adult | Juvenile | Theft - Purse Snatching | 0 | 0 | 0 | 0 |
| Bad Checks | 0 | 0 | Theft - Shoplifting | 181 | 113 | 119 | 6 | |
| Curfew/Vagrancy | 0 | 0 | Theft From Building | 72 | 9 | 5 | 3 | |
| Disorderly Conduct | 21 | 3 | Theft From Coin Machine | 2 | 0 | 0 | 0 | |
| DUI | 64 | 0 | Theft From Motor Vehicle | 77 | 9 | 6 | 0 | |
| Drunkenness | 110 | 7 | Theft of Motor Vehicle Parts | 28 | 0 | 0 | 0 | |
| Family-Non Violent | 34 | 1 | Theft - All Other Larceny | 43 | 3 | 4 | 0 | |
| Liquor Law Violations | 15 | 6 | Motor Vehicle Theft | 56 | 14 | 15 | 0 | |
| Peeping Tom | 0 | 0 | Stolen Property Offenses | 4 | 4 | 6 | 0 | |
| Runaway | 0 | 0 | | | | | | |
| Trespass | 26 | 0 | | | | | | |
| All Other Offenses | 436 | 7 | | | | | | |
| Total Group B | 706 | 24 | | | | | | |

(*) Offenses are counted using the FBI Units of Count for Crime

(**) The 'Arrests' column shows arrests made for incidents during the selected period, regardless of arrest date. Arrest counts for the same period may change over time.

This report is valid as of May 06, 2019 and is subject to change

Crossville Police Department - NIBRS Agency Crime Overview - 2018

| Crimes Against Society | | | | |
|------------------------------------|--------------|------------|------------|-----------|
| Animal Cruelty | 0 | 0 | 0 | 0 |
| Drug/Narcotic Violations | 141 | 135 | 136 | 8 |
| Drug/Narcotic Equipment Violations | 84 | 81 | 8 | 0 |
| Gambling - Betting/Wagering | 0 | 0 | 0 | 0 |
| Gambling - Operating/Promoting | 0 | 0 | 0 | 0 |
| Gambling - Equipment Violations | 0 | 0 | 0 | 0 |
| Gambling - Sports Tampering | 0 | 0 | 0 | 0 |
| Pornography/Obscene Material | 2 | 0 | 0 | 0 |
| Prostitution | 0 | 0 | 0 | 0 |
| Prostitution Assisting/Promoting | 0 | 0 | 0 | 0 |
| Purchasing Prostitution | 0 | 0 | 0 | 0 |
| Weapon Law Violations | 22 | 15 | 7 | 0 |
| Total Group A Offenses | 1,374 | 683 | 482 | 65 |

(*) Offenses are counted using the FBI Units of Count for Crime

(**) The 'Arrests' column shows arrests made for incidents during the selected period, regardless of arrest date. Arrest counts for the same period may change over time.

Crump Police Department - NIBRS Agency Crime Overview - 2018

| 2017 Population Estimate | 1,466 | Offenses (*) | | Arrests (**) | | | |
|---------------------------------------|-----------------|----------------------------------|-----------------------------------|--------------|----------|---|---|
| | | Reported | Cleared | Adult | Juvenile | | |
| Offense Overview | | Group A Offenses | | | | | |
| Crimes Against Persons | | | | | | | |
| Offense Total | 34 | Murder | 0 | 0 | 0 | 0 | |
| Number Cleared | 20 | Negligent Manslaughter | 0 | 0 | 0 | 0 | |
| Percent Cleared | 58.82 % | Negligent Vehicular Manslaughter | 0 | 0 | 0 | 0 | |
| Group A Crimes per 100,000 population | 2,319.2 | Kidnapping/Abduction | 0 | 0 | 0 | 0 | |
| | | Forcible Rape | 1 | 0 | 0 | 0 | |
| | | Forcible Sodomy | 0 | 0 | 0 | 0 | |
| | | Sexual Assault W/Object | 0 | 0 | 0 | 0 | |
| | | Forcible Fondling | 0 | 0 | 0 | 0 | |
| | | Incest | 0 | 0 | 0 | 0 | |
| | | Statutory Rape | 0 | 0 | 0 | 0 | |
| | | Aggravated Assault | 2 | 0 | 0 | 0 | |
| | | Simple Assault | 4 | 4 | 3 | 0 | |
| | | Intimidation | 1 | 0 | 0 | 0 | |
| | | Stalking | 1 | 0 | 0 | 0 | |
| | | Commercial Sex Acts | 0 | 0 | 0 | 0 | |
| | | Involuntary Servitude | 0 | 0 | 0 | 0 | |
| Arrest Overview | | Crimes Against Property | | | | | |
| Domestic Violence Victims | | | | | | | |
| Offense | Reported | Cleared | | | | | |
| Murder | 0 | 0 | Arson | 0 | 0 | 0 | 0 |
| Aggravated Assault | 1 | 0 | Bribery | 0 | 0 | 0 | 0 |
| Simple Assault | 2 | 2 | Burglary | 3 | 1 | 2 | 0 |
| Intimidation | 0 | 0 | Counterfeiting/Forgery | 0 | 0 | 0 | 0 |
| Stalking | 0 | 0 | Destruction/Damage/Vandalism | 1 | 0 | 0 | 0 |
| Forcible Rape | 1 | 0 | Embezzlement | 0 | 0 | 0 | 0 |
| Forcible Sodomy | 0 | 0 | Extortion/Blackmail | 0 | 0 | 0 | 0 |
| Sexual Assault W/Object | 0 | 0 | Fraud - False Pretenses | 0 | 0 | 0 | 0 |
| Forcible Fondling | 0 | 0 | Fraud - Credit Card/ATM | 0 | 0 | 0 | 0 |
| Incest | 0 | 0 | Fraud - Impersonation | 0 | 0 | 0 | 0 |
| Statutory Rape | 0 | 0 | Fraud - Welfare | 0 | 0 | 0 | 0 |
| Kidnapping/Abduction | 0 | 0 | Fraud - Wire | 0 | 0 | 0 | 0 |
| Commercial Sex Acts | 0 | 0 | Fraud - Identity Theft | 0 | 0 | 0 | 0 |
| Involuntary Servitude | 0 | 0 | Fraud - Computer Hacking/Invasion | 0 | 0 | 0 | 0 |
| Total | 4 | 2 | Robbery | 0 | 0 | 0 | 0 |
| Group B Arrests | | | | | | | |
| Offense | Adult | Juvenile | Theft - Pocket-picking | 0 | 0 | 0 | 0 |
| Bad Checks | 0 | 0 | Theft - Purse Snatching | 0 | 0 | 0 | 0 |
| Curfew/Vagrancy | 0 | 0 | Theft - Shoplifting | 1 | 1 | 1 | 0 |
| Disorderly Conduct | 1 | 0 | Theft From Building | 0 | 0 | 0 | 0 |
| DUI | 2 | 0 | Theft From Coin Machine | 0 | 0 | 0 | 0 |
| Drunkenness | 2 | 0 | Theft From Motor Vehicle | 2 | 0 | 0 | 0 |
| Family-Non Violent | 0 | 0 | Theft of Motor Vehicle Parts | 0 | 0 | 0 | 0 |
| Liquor Law Violations | 1 | 0 | Theft - All Other Larceny | 4 | 1 | 1 | 0 |
| Peeping Tom | 0 | 0 | Motor Vehicle Theft | 0 | 0 | 0 | 0 |
| Runaway | 0 | 0 | Stolen Property Offenses | 0 | 0 | 0 | 0 |
| Trespass | 0 | 0 | | | | | |
| All Other Offenses | 2 | 0 | | | | | |
| Total Group B | 8 | 0 | | | | | |

(*) Offenses are counted using the FBI Units of Count for Crime

(**) The 'Arrests' column shows arrests made for incidents during the selected period, regardless of arrest date. Arrest counts for the same period may change over time.

This report is valid as of May 06, 2019 and is subject to change

Crump Police Department - NIBRS Agency Crime Overview - 2018

| Crimes Against Society | | | | |
|------------------------------------|-----------|-----------|-----------|----------|
| Animal Cruelty | 0 | 0 | 0 | 0 |
| Drug/Narcotic Violations | 7 | 7 | 9 | 0 |
| Drug/Narcotic Equipment Violations | 3 | 3 | 0 | 0 |
| Gambling - Betting/Wagering | 0 | 0 | 0 | 0 |
| Gambling - Operating/Promoting | 0 | 0 | 0 | 0 |
| Gambling - Equipment Violations | 0 | 0 | 0 | 0 |
| Gambling - Sports Tampering | 0 | 0 | 0 | 0 |
| Pornography/Obscene Material | 0 | 0 | 0 | 0 |
| Prostitution | 0 | 0 | 0 | 0 |
| Prostitution Assisting/Promoting | 0 | 0 | 0 | 0 |
| Purchasing Prostitution | 0 | 0 | 0 | 0 |
| Weapon Law Violations | 4 | 3 | 3 | 0 |
| Total Group A Offenses | 34 | 20 | 19 | 0 |

(*) Offenses are counted using the FBI Units of Count for Crime

(**) The 'Arrests' column shows arrests made for incidents during the selected period, regardless of arrest date. Arrest counts for the same period may change over time.

Cumberland City Police Department - NIBRS Agency Crime Overview - 2018

| 2017 Population Estimate | | 304 | | Offenses (*) | | Arrests (**) | |
|---------------------------------------|----------|----------------------------------|-----------------------------------|-------------------------|---------|--------------|----------|
| Offense Overview | | Crimes Against Persons | | Reported | Cleared | Adult | Juvenile |
| Offense Total | 12 | Murder | | 0 | 0 | 0 | 0 |
| Number Cleared | 8 | Negligent Manslaughter | | 0 | 0 | 0 | 0 |
| Percent Cleared | 66.67 % | Negligent Vehicular Manslaughter | | 0 | 0 | 0 | 0 |
| Group A Crimes per 100,000 population | 3,947.4 | Kidnapping/Abduction | | 0 | 0 | 0 | 0 |
| | | Forcible Rape | | 0 | 0 | 0 | 0 |
| | | Forcible Sodomy | | 0 | 0 | 0 | 0 |
| | | Sexual Assault W/Object | | 0 | 0 | 0 | 0 |
| | | Forcible Fondling | | 0 | 0 | 0 | 0 |
| | | Incest | | 0 | 0 | 0 | 0 |
| | | Statutory Rape | | 0 | 0 | 0 | 0 |
| | | Aggravated Assault | | 0 | 0 | 0 | 0 |
| | | Simple Assault | | 2 | 2 | 1 | 0 |
| | | Intimidation | | 0 | 0 | 0 | 0 |
| | | Stalking | | 0 | 0 | 0 | 0 |
| | | Commercial Sex Acts | | 0 | 0 | 0 | 0 |
| | | Involuntary Servitude | | 0 | 0 | 0 | 0 |
| | | Average number offenses/incident | 1.50 | | | | |
| Domestic Violence Victims | | | | Crimes Against Property | | | |
| Offense | Reported | Cleared | | Reported | Cleared | Adult | Juvenile |
| Murder | 0 | 0 | Arson | 0 | 0 | 0 | 0 |
| Aggravated Assault | 0 | 0 | Bribery | 0 | 0 | 0 | 0 |
| Simple Assault | 0 | 0 | Burglary | 1 | 1 | 1 | 0 |
| Intimidation | 0 | 0 | Counterfeiting/Forgery | 0 | 0 | 0 | 0 |
| Stalking | 0 | 0 | Destruction/Damage/Vandalism | 1 | 0 | 0 | 0 |
| Forcible Rape | 0 | 0 | Embezzlement | 0 | 0 | 0 | 0 |
| Forcible Sodomy | 0 | 0 | Extortion/Blackmail | 0 | 0 | 0 | 0 |
| Sexual Assault W/Object | 0 | 0 | Fraud - False Pretenses | 1 | 0 | 0 | 0 |
| Forcible Fondling | 0 | 0 | Fraud - Credit Card/ATM | 0 | 0 | 0 | 0 |
| Incest | 0 | 0 | Fraud - Impersonation | 0 | 0 | 0 | 0 |
| Statutory Rape | 0 | 0 | Fraud - Welfare | 0 | 0 | 0 | 0 |
| Kidnapping/Abduction | 0 | 0 | Fraud - Wire | 0 | 0 | 0 | 0 |
| Commercial Sex Acts | 0 | 0 | Fraud - Identity Theft | 0 | 0 | 0 | 0 |
| Involuntary Servitude | 0 | 0 | Fraud - Computer Hacking/Invasion | 0 | 0 | 0 | 0 |
| Total | 0 | 0 | Robbery | 0 | 0 | 0 | 0 |
| | | | Theft - Pocket-picking | 0 | 0 | 0 | 0 |
| | | | Theft - Purse Snatching | 1 | 1 | 0 | 0 |
| | | | Theft - Shoplifting | 0 | 0 | 0 | 0 |
| | | | Theft From Building | 1 | 0 | 0 | 0 |
| | | | Theft From Coin Machine | 0 | 0 | 0 | 0 |
| | | | Theft From Motor Vehicle | 0 | 0 | 0 | 0 |
| | | | Theft of Motor Vehicle Parts | 0 | 0 | 0 | 0 |
| | | | Theft - All Other Larceny | 0 | 0 | 0 | 0 |
| | | | Motor Vehicle Theft | 0 | 0 | 0 | 0 |
| | | | Stolen Property Offenses | 0 | 0 | 0 | 0 |
| Group B Arrests | | | | | | | |
| Offense | Adult | Juvenile | | | | | |
| Bad Checks | 0 | 0 | | | | | |
| Curfew/Vagrancy | 0 | 0 | | | | | |
| Disorderly Conduct | 0 | 0 | | | | | |
| DUI | 0 | 0 | | | | | |
| Drunkenness | 0 | 0 | | | | | |
| Family-Non Violent | 0 | 0 | | | | | |
| Liquor Law Violations | 0 | 0 | | | | | |
| Peeping Tom | 0 | 0 | | | | | |
| Runaway | 0 | 0 | | | | | |
| Trespass | 1 | 0 | | | | | |
| All Other Offenses | 0 | 0 | | | | | |
| Total Group B | 1 | 0 | | | | | |

(*) Offenses are counted using the FBI Units of Count for Crime

(**) The 'Arrests' column shows arrests made for incidents during the selected period, regardless of arrest date. Arrest counts for the same period may change over time.

This report is valid as of May 06, 2019 and is subject to change

Cumberland City Police Department - NIBRS Agency Crime Overview - 2018

| Crimes Against Society | | | | |
|------------------------------------|-----------|----------|----------|----------|
| Animal Cruelty | 0 | 0 | 0 | 0 |
| Drug/Narcotic Violations | 1 | 1 | 1 | 0 |
| Drug/Narcotic Equipment Violations | 4 | 3 | 1 | 0 |
| Gambling - Betting/Wagering | 0 | 0 | 0 | 0 |
| Gambling - Operating/Promoting | 0 | 0 | 0 | 0 |
| Gambling - Equipment Violations | 0 | 0 | 0 | 0 |
| Gambling - Sports Tampering | 0 | 0 | 0 | 0 |
| Pornography/Obscene Material | 0 | 0 | 0 | 0 |
| Prostitution | 0 | 0 | 0 | 0 |
| Prostitution Assisting/Promoting | 0 | 0 | 0 | 0 |
| Purchasing Prostitution | 0 | 0 | 0 | 0 |
| Weapon Law Violations | 0 | 0 | 0 | 0 |
| Total Group A Offenses | 12 | 8 | 4 | 0 |

(*) Offenses are counted using the FBI Units of Count for Crime

(**) The 'Arrests' column shows arrests made for incidents during the selected period, regardless of arrest date. Arrest counts for the same period may change over time.

Dandridge Police Department - NIBRS Agency Crime Overview - 2018

| 2017 Population Estimate | | 2,958 | | Offenses (*) | | Arrests (**) | |
|---------------------------------------|-----------|----------------------------------|-----------------------------------|-------------------------|---------|--------------|----------|
| Offense Overview | | Crimes Against Persons | | Reported | Cleared | Adult | Juvenile |
| Offense Total | 274 | Murder | | 0 | 0 | 0 | 0 |
| Number Cleared | 130 | Negligent Manslaughter | | 0 | 0 | 0 | 0 |
| Percent Cleared | 47.45 % | Negligent Vehicular Manslaughter | | 0 | 0 | 0 | 0 |
| Group A Crimes per 100,000 population | 9,263.0 | Kidnapping/Abduction | | 0 | 0 | 0 | 0 |
| | | Forcible Rape | | 0 | 0 | 0 | 0 |
| | | Forcible Sodomy | | 0 | 0 | 0 | 0 |
| | | Sexual Assault W/Object | | 0 | 0 | 0 | 0 |
| | | Forcible Fondling | | 4 | 1 | 0 | 0 |
| | | Incest | | 0 | 0 | 0 | 0 |
| | | Statutory Rape | | 0 | 0 | 0 | 0 |
| | | Aggravated Assault | | 1 | 0 | 2 | 0 |
| | | Simple Assault | | 35 | 18 | 13 | 1 |
| | | Intimidation | | 9 | 0 | 0 | 0 |
| | | Stalking | | 1 | 0 | 0 | 0 |
| | | Commercial Sex Acts | | 0 | 0 | 0 | 0 |
| | | Involuntary Servitude | | 0 | 0 | 0 | 0 |
| | | Average number offenses/incident | 1.23 | | | | |
| Domestic Violence Victims | | | | Crimes Against Property | | | |
| Offense | Reported | Cleared | | | | | |
| Murder | 0 | 0 | Arson | 0 | 0 | 0 | 0 |
| Aggravated Assault | 0 | 0 | Bribery | 1 | 1 | 1 | 0 |
| Simple Assault | 17 | 14 | Burglary | 17 | 2 | 2 | 0 |
| Intimidation | 3 | 0 | Counterfeiting/Forgery | 9 | 3 | 0 | 0 |
| Stalking | 0 | 0 | Destruction/Damage/Vandalism | 16 | 3 | 2 | 0 |
| Forcible Rape | 0 | 0 | Embezzlement | 5 | 2 | 0 | 0 |
| Forcible Sodomy | 0 | 0 | Extortion/Blackmail | 0 | 0 | 0 | 0 |
| Sexual Assault W/Object | 0 | 0 | Fraud - False Pretenses | 15 | 4 | 4 | 0 |
| Forcible Fondling | 2 | 0 | Fraud - Credit Card/ATM | 14 | 0 | 0 | 0 |
| Incest | 0 | 0 | Fraud - Impersonation | 3 | 1 | 0 | 0 |
| Statutory Rape | 0 | 0 | Fraud - Welfare | 0 | 0 | 0 | 0 |
| Kidnapping/Abduction | 0 | 0 | Fraud - Wire | 0 | 0 | 0 | 0 |
| Commercial Sex Acts | 0 | 0 | Fraud - Identity Theft | 5 | 0 | 0 | 0 |
| Involuntary Servitude | 0 | 0 | Fraud - Computer Hacking/Invasion | 0 | 0 | 0 | 0 |
| Total | 22 | 14 | Robbery | 2 | 1 | 1 | 0 |
| | | | Theft - Pocket-picking | 0 | 0 | 0 | 0 |
| | | | Theft - Purse Snatching | 0 | 0 | 0 | 0 |
| | | | Theft - Shoplifting | 17 | 11 | 11 | 0 |
| | | | Theft From Building | 4 | 0 | 1 | 1 |
| | | | Theft From Coin Machine | 1 | 0 | 0 | 0 |
| | | | Theft From Motor Vehicle | 10 | 2 | 0 | 0 |
| | | | Theft of Motor Vehicle Parts | 1 | 1 | 0 | 0 |
| | | | Theft - All Other Larceny | 18 | 5 | 7 | 0 |
| | | | Motor Vehicle Theft | 7 | 3 | 2 | 0 |
| | | | Stolen Property Offenses | 0 | 0 | 0 | 0 |
| Group B Arrests | | | | | | | |
| Offense | Adult | Juvenile | | | | | |
| Bad Checks | 0 | 0 | | | | | |
| Curfew/Vagrancy | 0 | 1 | | | | | |
| Disorderly Conduct | 4 | 0 | | | | | |
| DUI | 18 | 0 | | | | | |
| Drunkenness | 13 | 0 | | | | | |
| Family-Non Violent | 1 | 0 | | | | | |
| Liquor Law Violations | 0 | 0 | | | | | |
| Peeping Tom | 0 | 0 | | | | | |
| Runaway | 0 | 0 | | | | | |
| Trespass | 1 | 0 | | | | | |
| All Other Offenses | 18 | 1 | | | | | |
| Total Group B | 55 | 2 | | | | | |

(*) Offenses are counted using the FBI Units of Count for Crime

(**) The 'Arrests' column shows arrests made for incidents during the selected period, regardless of arrest date. Arrest counts for the same period may change over time.

This report is valid as of May 06, 2019 and is subject to change

Dandridge Police Department - NIBRS Agency Crime Overview - 2018

| Crimes Against Society | | | | |
|------------------------------------|------------|------------|-----------|----------|
| Animal Cruelty | 1 | 1 | 0 | 0 |
| Drug/Narcotic Violations | 35 | 32 | 34 | 1 |
| Drug/Narcotic Equipment Violations | 39 | 36 | 12 | 0 |
| Gambling - Betting/Wagering | 0 | 0 | 0 | 0 |
| Gambling - Operating/Promoting | 0 | 0 | 0 | 0 |
| Gambling - Equipment Violations | 0 | 0 | 0 | 0 |
| Gambling - Sports Tampering | 0 | 0 | 0 | 0 |
| Pornography/Obscene Material | 0 | 0 | 0 | 0 |
| Prostitution | 0 | 0 | 0 | 0 |
| Prostitution Assisting/Promoting | 1 | 0 | 0 | 0 |
| Purchasing Prostitution | 0 | 0 | 0 | 0 |
| Weapon Law Violations | 3 | 3 | 3 | 0 |
| Total Group A Offenses | 274 | 130 | 95 | 3 |

(*) Offenses are counted using the FBI Units of Count for Crime

(**) The 'Arrests' column shows arrests made for incidents during the selected period, regardless of arrest date. Arrest counts for the same period may change over time.

Dayton Police Department - NIBRS Agency Crime Overview - 2018

| 2017 Population Estimate | | 7,354 | | Offenses (*) | | Arrests (**) | |
|---------------------------------------|-----------------|----------------------------------|-----------------------------------|--------------------------------|---------|--------------|----------|
| | | | | Reported | Cleared | Adult | Juvenile |
| Offense Overview | | | | Group A Offenses | | | |
| Crimes Against Persons | | | | Crimes Against Persons | | | |
| Offense Total | 462 | Murder | 0 | 0 | 0 | 0 | |
| Number Cleared | 211 | Negligent Manslaughter | 0 | 0 | 0 | 0 | |
| Percent Cleared | 45.67 % | Negligent Vehicular Manslaughter | 0 | 0 | 0 | 0 | |
| Group A Crimes per 100,000 population | 6,282.3 | Kidnapping/Abduction | 0 | 0 | 0 | 0 | |
| | | Forcible Rape | 0 | 0 | 0 | 0 | |
| | | Forcible Sodomy | 0 | 0 | 0 | 0 | |
| | | Sexual Assault W/Object | 0 | 0 | 0 | 0 | |
| Arrest Overview | | Forcible Fondling | 3 | 0 | 0 | 0 | |
| Total Arrests | 359 | Incest | 0 | 0 | 0 | 0 | |
| Adult Arrests | 350 | Statutory Rape | 0 | 0 | 0 | 0 | |
| Juvenile Arrests | 9 | Aggravated Assault | 11 | 9 | 7 | 0 | |
| Unknown Age | 0 | Simple Assault | 53 | 41 | 38 | 1 | |
| Arrests per 100,000 population | 4,881.7 | Intimidation | 10 | 5 | 3 | 0 | |
| | | Stalking | 0 | 0 | 0 | 0 | |
| | | Commercial Sex Acts | 0 | 0 | 0 | 0 | |
| Average number offenses/incident | 1.19 | Involuntary Servitude | 0 | 0 | 0 | 0 | |
| Domestic Violence Victims | | | | Crimes Against Property | | | |
| Offense | Reported | Cleared | Arson | 1 | 1 | 1 | 0 |
| Murder | 0 | 0 | Bribery | 0 | 0 | 0 | 0 |
| Aggravated Assault | 5 | 5 | Burglary | 24 | 5 | 5 | 0 |
| Simple Assault | 38 | 34 | Counterfeiting/Forgery | 12 | 3 | 4 | 0 |
| Intimidation | 2 | 1 | Destruction/Damage/Vandalism | 43 | 4 | 2 | 0 |
| Stalking | 0 | 0 | Embezzlement | 3 | 1 | 0 | 0 |
| Forcible Rape | 0 | 0 | Extortion/Blackmail | 0 | 0 | 0 | 0 |
| Forcible Sodomy | 0 | 0 | Fraud - False Pretenses | 10 | 2 | 2 | 0 |
| Sexual Assault W/Object | 0 | 0 | Fraud - Credit Card/ATM | 17 | 2 | 2 | 0 |
| Forcible Fondling | 0 | 0 | Fraud - Impersonation | 1 | 1 | 1 | 0 |
| Incest | 0 | 0 | Fraud - Welfare | 0 | 0 | 0 | 0 |
| Statutory Rape | 0 | 0 | Fraud - Wire | 3 | 0 | 0 | 0 |
| Kidnapping/Abduction | 0 | 0 | Fraud - Identity Theft | 0 | 0 | 0 | 0 |
| Commercial Sex Acts | 0 | 0 | Fraud - Computer Hacking/Invasion | 0 | 0 | 0 | 0 |
| Involuntary Servitude | 0 | 0 | Robbery | 2 | 1 | 0 | 0 |
| Total | 45 | 40 | Theft - Pocket-picking | 0 | 0 | 0 | 0 |
| Group B Arrests | | | Theft - Purse Snatching | 1 | 0 | 0 | 0 |
| Offense | Adult | Juvenile | Theft - Shoplifting | 37 | 16 | 7 | 0 |
| Bad Checks | 0 | 0 | Theft From Building | 58 | 21 | 16 | 0 |
| Curfew/Vagrancy | 0 | 1 | Theft From Coin Machine | 0 | 0 | 0 | 0 |
| Disorderly Conduct | 16 | 2 | Theft From Motor Vehicle | 23 | 1 | 1 | 0 |
| DUI | 35 | 0 | Theft of Motor Vehicle Parts | 13 | 0 | 0 | 0 |
| Drunkenness | 85 | 2 | Theft - All Other Larceny | 35 | 6 | 2 | 0 |
| Family-Non Violent | 0 | 0 | Motor Vehicle Theft | 7 | 0 | 0 | 0 |
| Liquor Law Violations | 11 | 0 | Stolen Property Offenses | 0 | 0 | 0 | 0 |
| Peeping Tom | 0 | 0 | | | | | |
| Runaway | 0 | 0 | | | | | |
| Trespass | 31 | 0 | | | | | |
| All Other Offenses | 12 | 1 | | | | | |
| Total Group B | 190 | 6 | | | | | |

(*) Offenses are counted using the FBI Units of Count for Crime

(**) The 'Arrests' column shows arrests made for incidents during the selected period, regardless of arrest date. Arrest counts for the same period may change over time.

This report is valid as of May 06, 2019 and is subject to change

Dayton Police Department - NIBRS Agency Crime Overview - 2018

| Crimes Against Society | | | | |
|------------------------------------|------------|------------|------------|----------|
| Animal Cruelty | 0 | 0 | 0 | 0 |
| Drug/Narcotic Violations | 58 | 57 | 57 | 2 |
| Drug/Narcotic Equipment Violations | 35 | 33 | 10 | 0 |
| Gambling - Betting/Wagering | 0 | 0 | 0 | 0 |
| Gambling - Operating/Promoting | 0 | 0 | 0 | 0 |
| Gambling - Equipment Violations | 0 | 0 | 0 | 0 |
| Gambling - Sports Tampering | 0 | 0 | 0 | 0 |
| Pornography/Obscene Material | 0 | 0 | 0 | 0 |
| Prostitution | 0 | 0 | 0 | 0 |
| Prostitution Assisting/Promoting | 0 | 0 | 0 | 0 |
| Purchasing Prostitution | 0 | 0 | 0 | 0 |
| Weapon Law Violations | 2 | 2 | 2 | 0 |
| Total Group A Offenses | 462 | 211 | 160 | 3 |

(*) Offenses are counted using the FBI Units of Count for Crime

(**) The 'Arrests' column shows arrests made for incidents during the selected period, regardless of arrest date. Arrest counts for the same period may change over time.

Decatur Police Department - NIBRS Agency Crime Overview - 2018

| 2017 Population Estimate | | 1,633 | | Offenses (*) | | Arrests (**) | |
|---------------------------------------|-----------|----------------------------------|-----------------|----------------------------------|----------|--------------|----------|
| | | | | Reported | Cleared | Adult | Juvenile |
| Offense Overview | | | | Group A Offenses | | | |
| Crimes Against Persons | | | | Crimes Against Persons | | | |
| Offense Total | 106 | Murder | 0 | 0 | 0 | 0 | 0 |
| Number Cleared | 55 | Negligent Manslaughter | 0 | 0 | 0 | 0 | 0 |
| Percent Cleared | 51.89 % | Negligent Vehicular Manslaughter | 0 | 0 | 0 | 0 | 0 |
| Group A Crimes per 100,000 population | 6,491.1 | Kidnapping/Abduction | 3 | 1 | 1 | 0 | 0 |
| | | Forcible Rape | 0 | 0 | 0 | 0 | 0 |
| | | Forcible Sodomy | 0 | 0 | 0 | 0 | 0 |
| | | Sexual Assault W/Object | 0 | 0 | 0 | 0 | 0 |
| | | Forcible Fondling | 0 | 0 | 0 | 0 | 0 |
| | | Incest | 0 | 0 | 0 | 0 | 0 |
| | | Statutory Rape | 0 | 0 | 0 | 0 | 0 |
| | | Aggravated Assault | 4 | 3 | 3 | 0 | 0 |
| | | Simple Assault | 14 | 12 | 11 | 0 | 0 |
| | | Intimidation | 4 | 1 | 1 | 0 | 0 |
| | | Stalking | 0 | 0 | 0 | 0 | 0 |
| | | Commercial Sex Acts | 0 | 0 | 0 | 0 | 0 |
| | | Involuntary Servitude | 0 | 0 | 0 | 0 | 0 |
| Arrest Overview | | | | Crimes Against Property | | | |
| Crimes Against Property | | | | Crimes Against Property | | | |
| Domestic Violence Victims | | | | Domestic Violence Victims | | | |
| Offense | | Reported | Cleared | | | | |
| Murder | 0 | 0 | 0 | 0 | 0 | 0 | 0 |
| Aggravated Assault | 1 | 0 | 0 | 0 | 0 | 0 | 0 |
| Simple Assault | 8 | 7 | 0 | 0 | 0 | 0 | 0 |
| Intimidation | 2 | 1 | 0 | 0 | 0 | 0 | 0 |
| Stalking | 0 | 0 | 0 | 0 | 0 | 0 | 0 |
| Forcible Rape | 0 | 0 | 0 | 0 | 0 | 0 | 0 |
| Forcible Sodomy | 0 | 0 | 0 | 0 | 0 | 0 | 0 |
| Sexual Assault W/Object | 0 | 0 | 0 | 0 | 0 | 0 | 0 |
| Forcible Fondling | 0 | 0 | 0 | 0 | 0 | 0 | 0 |
| Incest | 0 | 0 | 0 | 0 | 0 | 0 | 0 |
| Statutory Rape | 0 | 0 | 0 | 0 | 0 | 0 | 0 |
| Kidnapping/Abduction | 1 | 0 | 0 | 0 | 0 | 0 | 0 |
| Commercial Sex Acts | 0 | 0 | 0 | 0 | 0 | 0 | 0 |
| Involuntary Servitude | 0 | 0 | 0 | 0 | 0 | 0 | 0 |
| Total | 12 | 8 | 0 | 0 | 0 | 0 | 0 |
| Group B Arrests | | | | Group B Arrests | | | |
| Offense | | Adult | Juvenile | | | | |
| Bad Checks | 0 | 0 | 0 | 0 | 0 | 0 | 0 |
| Curfew/Vagrancy | 0 | 0 | 0 | 0 | 0 | 0 | 0 |
| Disorderly Conduct | 5 | 0 | 0 | 0 | 0 | 0 | 0 |
| DUI | 0 | 0 | 0 | 0 | 0 | 0 | 0 |
| Drunkenness | 4 | 0 | 0 | 0 | 0 | 0 | 0 |
| Family-Non Violent | 0 | 0 | 0 | 0 | 0 | 0 | 0 |
| Liquor Law Violations | 0 | 0 | 0 | 0 | 0 | 0 | 0 |
| Peeping Tom | 0 | 0 | 0 | 0 | 0 | 0 | 0 |
| Runaway | 0 | 0 | 0 | 0 | 0 | 0 | 0 |
| Trespass | 2 | 0 | 0 | 0 | 0 | 0 | 0 |
| All Other Offenses | 3 | 0 | 0 | 0 | 0 | 0 | 0 |
| Total Group B | 14 | 0 | 0 | 0 | 0 | 0 | 0 |

(*) Offenses are counted using the FBI Units of Count for Crime

(**) The 'Arrests' column shows arrests made for incidents during the selected period, regardless of arrest date. Arrest counts for the same period may change over time.

This report is valid as of May 06, 2019 and is subject to change

Decatur Police Department - NIBRS Agency Crime Overview - 2018

| Crimes Against Society | | | | |
|------------------------------------|------------|-----------|-----------|----------|
| Animal Cruelty | 0 | 0 | 0 | 0 |
| Drug/Narcotic Violations | 14 | 14 | 15 | 0 |
| Drug/Narcotic Equipment Violations | 10 | 10 | 3 | 0 |
| Gambling - Betting/Wagering | 0 | 0 | 0 | 0 |
| Gambling - Operating/Promoting | 0 | 0 | 0 | 0 |
| Gambling - Equipment Violations | 0 | 0 | 0 | 0 |
| Gambling - Sports Tampering | 0 | 0 | 0 | 0 |
| Pornography/Obscene Material | 0 | 0 | 0 | 0 |
| Prostitution | 0 | 0 | 0 | 0 |
| Prostitution Assisting/Promoting | 0 | 0 | 0 | 0 |
| Purchasing Prostitution | 0 | 0 | 0 | 0 |
| Weapon Law Violations | 1 | 1 | 1 | 0 |
| Total Group A Offenses | 106 | 55 | 44 | 0 |

(*) Offenses are counted using the FBI Units of Count for Crime

(**) The 'Arrests' column shows arrests made for incidents during the selected period, regardless of arrest date. Arrest counts for the same period may change over time.

Decaturville Police Department - NIBRS Agency Crime Overview - 2018

| 2017 Population Estimate | | 865 | | Offenses (*) | | Arrests (**) | |
|---------------------------------------|----------|-----------------------------------|----------|----------------------------------|----------|--------------|----------|
| | | | | Reported | Cleared | Adult | Juvenile |
| Offense Overview | | | | Group A Offenses | | | |
| | | | | Crimes Against Persons | | | |
| Offense Total | 17 | Murder | 0 | 0 | 0 | 0 | 0 |
| Number Cleared | 12 | Negligent Manslaughter | 0 | 0 | 0 | 0 | 0 |
| Percent Cleared | 70.59 % | Negligent Vehicular Manslaughter | 0 | 0 | 0 | 0 | 0 |
| Group A Crimes per 100,000 population | 1,965.3 | Kidnapping/Abduction | 0 | 0 | 0 | 0 | 0 |
| | | Forcible Rape | 0 | 0 | 0 | 0 | 0 |
| | | Forcible Sodomy | 0 | 0 | 0 | 0 | 0 |
| | | Sexual Assault W/Object | 0 | 0 | 0 | 0 | 0 |
| | | Forcible Fondling | 0 | 0 | 0 | 0 | 0 |
| | | Incest | 0 | 0 | 0 | 0 | 0 |
| | | Statutory Rape | 0 | 0 | 0 | 0 | 0 |
| | | Aggravated Assault | 0 | 0 | 0 | 0 | 0 |
| | | Simple Assault | 6 | 5 | 5 | 0 | 0 |
| | | Intimidation | 0 | 0 | 0 | 0 | 0 |
| | | Stalking | 0 | 0 | 0 | 0 | 0 |
| | | Commercial Sex Acts | 0 | 0 | 0 | 0 | 0 |
| | | Involuntary Servitude | 0 | 0 | 0 | 0 | 0 |
| Arrest Overview | | | | Crimes Against Property | | | |
| | | | | Domestic Violence Victims | | | |
| | | | | Reported | | Cleared | |
| Total Arrests | 21 | Arson | 0 | 0 | 0 | 0 | 0 |
| Adult Arrests | 21 | Bribery | 0 | 0 | 0 | 0 | 0 |
| Juvenile Arrests | 0 | Burglary | 2 | 0 | 0 | 0 | 0 |
| Unknown Age | 0 | Counterfeiting/Forgery | 0 | 0 | 0 | 0 | 0 |
| Arrests per 100,000 population | 2,427.7 | Destruction/Damage/Vandalism | 2 | 2 | 2 | 0 | 0 |
| | | Embezzlement | 0 | 0 | 0 | 0 | 0 |
| | | Extortion/Blackmail | 0 | 0 | 0 | 0 | 0 |
| | | Fraud - False Pretenses | 2 | 2 | 2 | 0 | 0 |
| | | Fraud - Credit Card/ATM | 0 | 0 | 0 | 0 | 0 |
| | | Fraud - Impersonation | 0 | 0 | 0 | 0 | 0 |
| | | Fraud - Welfare | 0 | 0 | 0 | 0 | 0 |
| | | Fraud - Wire | 0 | 0 | 0 | 0 | 0 |
| | | Fraud - Identity Theft | 0 | 0 | 0 | 0 | 0 |
| | | Fraud - Computer Hacking/Invasion | 0 | 0 | 0 | 0 | 0 |
| | | Robbery | 0 | 0 | 0 | 0 | 0 |
| | | Theft - Pocket-picking | 0 | 0 | 0 | 0 | 0 |
| | | Theft - Purse Snatching | 0 | 0 | 0 | 0 | 0 |
| | | Theft - Shoplifting | 0 | 0 | 0 | 0 | 0 |
| | | Theft From Building | 0 | 0 | 0 | 0 | 0 |
| | | Theft From Coin Machine | 0 | 0 | 0 | 0 | 0 |
| | | Theft From Motor Vehicle | 0 | 0 | 0 | 0 | 0 |
| | | Theft of Motor Vehicle Parts | 0 | 0 | 0 | 0 | 0 |
| | | Theft - All Other Larceny | 2 | 0 | 0 | 0 | 0 |
| | | Motor Vehicle Theft | 1 | 1 | 1 | 0 | 0 |
| | | Stolen Property Offenses | 0 | 0 | 0 | 0 | 0 |
| Group B Arrests | | | | Group B Arrests | | | |
| | | | | Adult | | Juvenile | |
| Bad Checks | 0 | 0 | 0 | 0 | 0 | 0 | 0 |
| Curfew/Vagrancy | 0 | 0 | 0 | 0 | 0 | 0 | 0 |
| Disorderly Conduct | 3 | 0 | 0 | 0 | 0 | 0 | 0 |
| DUI | 1 | 0 | 0 | 0 | 0 | 0 | 0 |
| Drunkenness | 4 | 0 | 0 | 0 | 0 | 0 | 0 |
| Family-Non Violent | 0 | 0 | 0 | 0 | 0 | 0 | 0 |
| Liquor Law Violations | 0 | 0 | 0 | 0 | 0 | 0 | 0 |
| Peeping Tom | 0 | 0 | 0 | 0 | 0 | 0 | 0 |
| Runaway | 0 | 0 | 0 | 0 | 0 | 0 | 0 |
| Trespass | 0 | 0 | 0 | 0 | 0 | 0 | 0 |
| All Other Offenses | 1 | 0 | 0 | 0 | 0 | 0 | 0 |
| Total Group B | 9 | 0 | 0 | 0 | 0 | 0 | 0 |

(*) Offenses are counted using the FBI Units of Count for Crime

(**) The 'Arrests' column shows arrests made for incidents during the selected period, regardless of arrest date. Arrest counts for the same period may change over time.

This report is valid as of May 06, 2019 and is subject to change

Decaturville Police Department - NIBRS Agency Crime Overview - 2018

| Crimes Against Society | | | | |
|------------------------------------|-----------|-----------|-----------|----------|
| Animal Cruelty | 0 | 0 | 0 | 0 |
| Drug/Narcotic Violations | 1 | 1 | 1 | 0 |
| Drug/Narcotic Equipment Violations | 0 | 0 | 0 | 0 |
| Gambling - Betting/Wagering | 0 | 0 | 0 | 0 |
| Gambling - Operating/Promoting | 0 | 0 | 0 | 0 |
| Gambling - Equipment Violations | 0 | 0 | 0 | 0 |
| Gambling - Sports Tampering | 0 | 0 | 0 | 0 |
| Pornography/Obscene Material | 0 | 0 | 0 | 0 |
| Prostitution | 0 | 0 | 0 | 0 |
| Prostitution Assisting/Promoting | 0 | 0 | 0 | 0 |
| Purchasing Prostitution | 0 | 0 | 0 | 0 |
| Weapon Law Violations | 1 | 1 | 1 | 0 |
| Total Group A Offenses | 17 | 12 | 12 | 0 |

(*) Offenses are counted using the FBI Units of Count for Crime

(**) The 'Arrests' column shows arrests made for incidents during the selected period, regardless of arrest date. Arrest counts for the same period may change over time.

Decherd Police Department - NIBRS Agency Crime Overview - 2018

| 2017 Population Estimate | | 2,382 | | Offenses (*) | | Arrests (**) | |
|---------------------------------------|-----------|----------------------------------|-----------------------------------|--------------------------------|---------|--------------|----------|
| | | | | Reported | Cleared | Adult | Juvenile |
| Offense Overview | | | | Group A Offenses | | | |
| Crimes Against Persons | | | | Crimes Against Persons | | | |
| Offense Total | 412 | Murder | 0 | 0 | 0 | 0 | |
| Number Cleared | 268 | Negligent Manslaughter | 0 | 0 | 0 | 0 | |
| Percent Cleared | 65.05 % | Negligent Vehicular Manslaughter | 0 | 0 | 0 | 0 | |
| Group A Crimes per 100,000 population | 17,296.4 | Kidnapping/Abduction | 0 | 0 | 0 | 0 | |
| | | Forcible Rape | 0 | 0 | 0 | 0 | |
| | | Forcible Sodomy | 0 | 0 | 0 | 0 | |
| | | Sexual Assault W/Object | 0 | 0 | 0 | 0 | |
| | | Forcible Fondling | 2 | 0 | 0 | 0 | |
| | | Incest | 0 | 0 | 0 | 0 | |
| | | Statutory Rape | 0 | 0 | 0 | 0 | |
| | | Aggravated Assault | 8 | 7 | 6 | 0 | |
| | | Simple Assault | 57 | 37 | 26 | 2 | |
| | | Intimidation | 19 | 2 | 2 | 0 | |
| | | Stalking | 1 | 0 | 0 | 0 | |
| | | Commercial Sex Acts | 0 | 0 | 0 | 0 | |
| | | Involuntary Servitude | 0 | 0 | 0 | 0 | |
| Arrest Overview | | | | Crimes Against Property | | | |
| Domestic Violence Victims | | | | Crimes Against Property | | | |
| Offense | | Reported | Cleared | | | | |
| Murder | 0 | 0 | Arson | 1 | 1 | 2 | 0 |
| Aggravated Assault | 5 | 4 | Bribery | 0 | 0 | 0 | 0 |
| Simple Assault | 27 | 20 | Burglary | 19 | 12 | 22 | 3 |
| Intimidation | 4 | 2 | Counterfeiting/Forgery | 12 | 1 | 2 | 0 |
| Stalking | 0 | 0 | Destruction/Damage/Vandalism | 31 | 7 | 3 | 0 |
| Forcible Rape | 0 | 0 | Embezzlement | 0 | 0 | 0 | 0 |
| Forcible Sodomy | 0 | 0 | Extortion/Blackmail | 0 | 0 | 0 | 0 |
| Sexual Assault W/Object | 0 | 0 | Fraud - False Pretenses | 6 | 0 | 0 | 0 |
| Forcible Fondling | 0 | 0 | Fraud - Credit Card/ATM | 2 | 0 | 0 | 0 |
| Incest | 0 | 0 | Fraud - Impersonation | 4 | 4 | 4 | 0 |
| Statutory Rape | 0 | 0 | Fraud - Welfare | 0 | 0 | 0 | 0 |
| Kidnapping/Abduction | 0 | 0 | Fraud - Wire | 0 | 0 | 0 | 0 |
| Commercial Sex Acts | 0 | 0 | Fraud - Identity Theft | 0 | 0 | 0 | 0 |
| Involuntary Servitude | 0 | 0 | Fraud - Computer Hacking/Invasion | 0 | 0 | 0 | 0 |
| Total | 36 | 26 | Robbery | 0 | 0 | 0 | 0 |
| Group B Arrests | | | | Theft - Pocket-picking | | | |
| Offense | | Adult | Juvenile | Theft - Purse Snatching | | | |
| Bad Checks | 0 | 0 | Theft - Shoplifting | | | | |
| Curfew/Vagrancy | 0 | 0 | Theft From Building | | | | |
| Disorderly Conduct | 6 | 0 | Theft From Coin Machine | | | | |
| DUI | 34 | 0 | Theft From Motor Vehicle | | | | |
| Drunkenness | 14 | 0 | Theft of Motor Vehicle Parts | | | | |
| Family-Non Violent | 0 | 0 | Theft - All Other Larceny | | | | |
| Liquor Law Violations | 5 | 0 | Motor Vehicle Theft | | | | |
| Peeping Tom | 0 | 0 | Stolen Property Offenses | | | | |
| Runaway | 0 | 0 | | | | | |
| Trespass | 7 | 0 | | | | | |
| All Other Offenses | 13 | 0 | | | | | |
| Total Group B | 79 | 0 | | | | | |

(*) Offenses are counted using the FBI Units of Count for Crime

(**) The 'Arrests' column shows arrests made for incidents during the selected period, regardless of arrest date. Arrest counts for the same period may change over time.

This report is valid as of May 06, 2019 and is subject to change

Decherd Police Department - NIBRS Agency Crime Overview - 2018

| Crimes Against Society | | | | |
|------------------------------------|------------|------------|------------|-----------|
| Animal Cruelty | 0 | 0 | 0 | 0 |
| Drug/Narcotic Violations | 86 | 85 | 87 | 2 |
| Drug/Narcotic Equipment Violations | 88 | 87 | 35 | 1 |
| Gambling - Betting/Wagering | 0 | 0 | 0 | 0 |
| Gambling - Operating/Promoting | 0 | 0 | 0 | 0 |
| Gambling - Equipment Violations | 0 | 0 | 0 | 0 |
| Gambling - Sports Tampering | 0 | 0 | 0 | 0 |
| Pornography/Obscene Material | 0 | 0 | 0 | 0 |
| Prostitution | 0 | 0 | 0 | 0 |
| Prostitution Assisting/Promoting | 0 | 0 | 0 | 0 |
| Purchasing Prostitution | 0 | 0 | 0 | 0 |
| Weapon Law Violations | 1 | 1 | 1 | 0 |
| Total Group A Offenses | 412 | 268 | 219 | 12 |

(*) Offenses are counted using the FBI Units of Count for Crime

(**) The 'Arrests' column shows arrests made for incidents during the selected period, regardless of arrest date. Arrest counts for the same period may change over time.

Dickson Police Department - NIBRS Agency Crime Overview - 2018

| 2017 Population Estimate | 15,509 | Offenses (*) | | Arrests (**) | | |
|---------------------------------------|-----------------|-----------------------------------|---------|--------------|----------|----|
| | | Reported | Cleared | Adult | Juvenile | |
| Offense Overview | | Group A Offenses | | | | |
| Crimes Against Persons | | Crimes Against Persons | | | | |
| Offense Total | 2,293 | Murder | 0 | 0 | 0 | 0 |
| Number Cleared | 1,146 | Negligent Manslaughter | 0 | 0 | 0 | 0 |
| Percent Cleared | 49.98 % | Negligent Vehicular Manslaughter | 0 | 0 | 0 | 0 |
| Group A Crimes per 100,000 population | 14,785.0 | Kidnapping/Abduction | 14 | 4 | 1 | 0 |
| | | Forcible Rape | 12 | 3 | 1 | 0 |
| | | Forcible Sodomy | 0 | 0 | 0 | 0 |
| | | Sexual Assault W/Object | 0 | 0 | 0 | 0 |
| | | Forcible Fondling | 9 | 1 | 1 | 0 |
| | | Incest | 0 | 0 | 0 | 0 |
| | | Statutory Rape | 3 | 1 | 0 | 0 |
| | | Aggravated Assault | 116 | 85 | 61 | 7 |
| | | Simple Assault | 262 | 176 | 131 | 9 |
| | | Intimidation | 217 | 78 | 39 | 3 |
| | | Stalking | 6 | 4 | 1 | 0 |
| | | Commercial Sex Acts | 0 | 0 | 0 | 0 |
| | | Involuntary Servitude | 0 | 0 | 0 | 0 |
| | | Crimes Against Property | | | | |
| | | Arson | 2 | 1 | 1 | 0 |
| | | Bribery | 0 | 0 | 0 | 0 |
| | | Burglary | 85 | 14 | 7 | 0 |
| | | Counterfeiting/Forgery | 45 | 11 | 7 | 0 |
| | | Destruction/Damage/Vandalism | 142 | 30 | 10 | 1 |
| | | Embezzlement | 11 | 7 | 5 | 0 |
| | | Extortion/Blackmail | 2 | 0 | 0 | 0 |
| | | Fraud - False Pretenses | 41 | 7 | 7 | 0 |
| | | Fraud - Credit Card/ATM | 54 | 3 | 0 | 0 |
| | | Fraud - Impersonation | 37 | 35 | 25 | 1 |
| | | Fraud - Welfare | 0 | 0 | 0 | 0 |
| | | Fraud - Wire | 1 | 0 | 0 | 0 |
| | | Fraud - Identity Theft | 5 | 0 | 0 | 0 |
| | | Fraud - Computer Hacking/Invasion | 0 | 0 | 0 | 0 |
| | | Robbery | 5 | 1 | 0 | 0 |
| | | Theft - Pocket-picking | 0 | 0 | 0 | 0 |
| | | Theft - Purse Snatching | 0 | 0 | 0 | 0 |
| | | Theft - Shoplifting | 255 | 139 | 139 | 12 |
| | | Theft From Building | 118 | 16 | 6 | 3 |
| | | Theft From Coin Machine | 0 | 0 | 0 | 0 |
| | | Theft From Motor Vehicle | 137 | 10 | 6 | 0 |
| | | Theft of Motor Vehicle Parts | 27 | 3 | 2 | 0 |
| | | Theft - All Other Larceny | 100 | 10 | 7 | 0 |
| | | Motor Vehicle Theft | 52 | 8 | 5 | 1 |
| | | Stolen Property Offenses | 23 | 10 | 9 | 0 |
| Domestic Violence Victims | | Crimes Against Property | | | | |
| Offense | Reported | Cleared | | | | |
| Murder | 0 | 0 | | | | |
| Aggravated Assault | 49 | 44 | | | | |
| Simple Assault | 146 | 119 | | | | |
| Intimidation | 90 | 47 | | | | |
| Stalking | 1 | 1 | | | | |
| Forcible Rape | 4 | 1 | | | | |
| Forcible Sodomy | 0 | 0 | | | | |
| Sexual Assault W/Object | 0 | 0 | | | | |
| Forcible Fondling | 3 | 0 | | | | |
| Incest | 0 | 0 | | | | |
| Statutory Rape | 3 | 1 | | | | |
| Kidnapping/Abduction | 2 | 2 | | | | |
| Commercial Sex Acts | 0 | 0 | | | | |
| Involuntary Servitude | 0 | 0 | | | | |
| Total | 298 | 215 | | | | |
| Group B Arrests | | Crimes Against Property | | | | |
| Offense | Adult | Juvenile | | | | |
| Bad Checks | 0 | 0 | | | | |
| Curfew/Vagrancy | 0 | 0 | | | | |
| Disorderly Conduct | 36 | 1 | | | | |
| DUI | 142 | 1 | | | | |
| Drunkenness | 115 | 4 | | | | |
| Family-Non Violent | 7 | 1 | | | | |
| Liquor Law Violations | 13 | 2 | | | | |
| Peeping Tom | 0 | 0 | | | | |
| Runaway | 0 | 0 | | | | |
| Trespass | 27 | 0 | | | | |
| All Other Offenses | 164 | 54 | | | | |
| Total Group B | 504 | 63 | | | | |

(*) Offenses are counted using the FBI Units of Count for Crime

(**) The 'Arrests' column shows arrests made for incidents during the selected period, regardless of arrest date. Arrest counts for the same period may change over time.

This report is valid as of May 06, 2019 and is subject to change

Dickson Police Department - NIBRS Agency Crime Overview - 2018

| Crimes Against Society | | | | |
|------------------------------------|--------------|--------------|------------|-----------|
| Animal Cruelty | 1 | 1 | 1 | 0 |
| Drug/Narcotic Violations | 268 | 256 | 178 | 16 |
| Drug/Narcotic Equipment Violations | 217 | 208 | 100 | 4 |
| Gambling - Betting/Wagering | 0 | 0 | 0 | 0 |
| Gambling - Operating/Promoting | 0 | 0 | 0 | 0 |
| Gambling - Equipment Violations | 0 | 0 | 0 | 0 |
| Gambling - Sports Tampering | 0 | 0 | 0 | 0 |
| Pornography/Obscene Material | 2 | 1 | 1 | 0 |
| Prostitution | 0 | 0 | 0 | 0 |
| Prostitution Assisting/Promoting | 0 | 0 | 0 | 0 |
| Purchasing Prostitution | 0 | 0 | 0 | 0 |
| Weapon Law Violations | 24 | 23 | 15 | 3 |
| Total Group A Offenses | 2,293 | 1,146 | 766 | 60 |

(*) Offenses are counted using the FBI Units of Count for Crime

(**) The 'Arrests' column shows arrests made for incidents during the selected period, regardless of arrest date. Arrest counts for the same period may change over time.

Dover Police Department - NIBRS Agency Crime Overview - 2018

| 2017 Population Estimate | | 1,455 | | Offenses (*) | | Arrests (**) | |
|---------------------------------------|-----------|----------------------------------|-----------------------------------|--------------------------------|---------|--------------|----------|
| | | | | Reported | Cleared | Adult | Juvenile |
| Offense Overview | | | | Group A Offenses | | | |
| Crimes Against Persons | | | | Crimes Against Persons | | | |
| Offense Total | 122 | Murder | 0 | 0 | 0 | 0 | |
| Number Cleared | 87 | Negligent Manslaughter | 0 | 0 | 0 | 0 | |
| Percent Cleared | 71.31 % | Negligent Vehicular Manslaughter | 0 | 0 | 0 | 0 | |
| Group A Crimes per 100,000 population | 8,384.9 | Kidnapping/Abduction | 0 | 0 | 0 | 0 | |
| | | Forcible Rape | 0 | 0 | 0 | 0 | |
| | | Forcible Sodomy | 0 | 0 | 0 | 0 | |
| | | Sexual Assault W/Object | 0 | 0 | 0 | 0 | |
| | | Forcible Fondling | 4 | 3 | 0 | 0 | |
| | | Incest | 0 | 0 | 0 | 0 | |
| | | Statutory Rape | 0 | 0 | 0 | 0 | |
| | | Aggravated Assault | 1 | 1 | 1 | 0 | |
| | | Simple Assault | 10 | 6 | 5 | 0 | |
| | | Intimidation | 6 | 1 | 1 | 0 | |
| | | Stalking | 0 | 0 | 0 | 0 | |
| | | Commercial Sex Acts | 0 | 0 | 0 | 0 | |
| | | Involuntary Servitude | 0 | 0 | 0 | 0 | |
| Arrest Overview | | | | Crimes Against Property | | | |
| Domestic Violence Victims | | | | Crimes Against Property | | | |
| Offense | | Reported | Cleared | | | | |
| Murder | 0 | 0 | Arson | 0 | 0 | 0 | 0 |
| Aggravated Assault | 0 | 0 | Bribery | 0 | 0 | 0 | 0 |
| Simple Assault | 5 | 3 | Burglary | 5 | 2 | 1 | 0 |
| Intimidation | 2 | 0 | Counterfeiting/Forgery | 4 | 2 | 0 | 0 |
| Stalking | 0 | 0 | Destruction/Damage/Vandalism | 8 | 3 | 1 | 0 |
| Forcible Rape | 0 | 0 | Embezzlement | 0 | 0 | 0 | 0 |
| Forcible Sodomy | 0 | 0 | Extortion/Blackmail | 0 | 0 | 0 | 0 |
| Sexual Assault W/Object | 0 | 0 | Fraud - False Pretenses | 2 | 0 | 0 | 0 |
| Forcible Fondling | 0 | 0 | Fraud - Credit Card/ATM | 1 | 1 | 1 | 0 |
| Incest | 0 | 0 | Fraud - Impersonation | 1 | 1 | 1 | 0 |
| Statutory Rape | 0 | 0 | Fraud - Welfare | 0 | 0 | 0 | 0 |
| Kidnapping/Abduction | 0 | 0 | Fraud - Wire | 0 | 0 | 0 | 0 |
| Commercial Sex Acts | 0 | 0 | Fraud - Identity Theft | 1 | 0 | 0 | 0 |
| Involuntary Servitude | 0 | 0 | Fraud - Computer Hacking/Invasion | 0 | 0 | 0 | 0 |
| Total | 7 | 3 | Robbery | 0 | 0 | 0 | 0 |
| Group B Arrests | | | | Theft - Pocket-picking | | | |
| Offense | | Adult | Juvenile | Theft - Purse Snatching | | | |
| Bad Checks | 0 | 0 | Theft - Shoplifting | | | | |
| Curfew/Vagrancy | 0 | 0 | Theft From Building | | | | |
| Disorderly Conduct | 0 | 0 | Theft From Coin Machine | | | | |
| DUI | 19 | 0 | Theft From Motor Vehicle | | | | |
| Drunkenness | 4 | 0 | Theft of Motor Vehicle Parts | | | | |
| Family-Non Violent | 0 | 0 | Theft - All Other Larceny | | | | |
| Liquor Law Violations | 1 | 0 | Motor Vehicle Theft | | | | |
| Peeping Tom | 0 | 0 | Stolen Property Offenses | | | | |
| Runaway | 0 | 0 | | | | | |
| Trespass | 0 | 0 | | | | | |
| All Other Offenses | 6 | 2 | | | | | |
| Total Group B | 30 | 2 | | | | | |

(*) Offenses are counted using the FBI Units of Count for Crime

(**) The 'Arrests' column shows arrests made for incidents during the selected period, regardless of arrest date. Arrest counts for the same period may change over time.

This report is valid as of May 06, 2019 and is subject to change

Dover Police Department - NIBRS Agency Crime Overview - 2018

| Crimes Against Society | | | | |
|------------------------------------|------------|-----------|-----------|----------|
| Animal Cruelty | 0 | 0 | 0 | 0 |
| Drug/Narcotic Violations | 33 | 33 | 35 | 2 |
| Drug/Narcotic Equipment Violations | 28 | 28 | 5 | 0 |
| Gambling - Betting/Wagering | 0 | 0 | 0 | 0 |
| Gambling - Operating/Promoting | 0 | 0 | 0 | 0 |
| Gambling - Equipment Violations | 0 | 0 | 0 | 0 |
| Gambling - Sports Tampering | 0 | 0 | 0 | 0 |
| Pornography/Obscene Material | 0 | 0 | 0 | 0 |
| Prostitution | 0 | 0 | 0 | 0 |
| Prostitution Assisting/Promoting | 0 | 0 | 0 | 0 |
| Purchasing Prostitution | 0 | 0 | 0 | 0 |
| Weapon Law Violations | 6 | 5 | 1 | 0 |
| Total Group A Offenses | 122 | 87 | 52 | 2 |

(*) Offenses are counted using the FBI Units of Count for Crime

(**) The 'Arrests' column shows arrests made for incidents during the selected period, regardless of arrest date. Arrest counts for the same period may change over time.

Dresden Police Department - NIBRS Agency Crime Overview - 2018

| 2017 Population Estimate | | 2,924 | | Offenses (*) | | Arrests (**) | |
|---------------------------------------|-----------|----------------------------------|-----------------------------------|--------------|---------|--------------|----------|
| Offense Overview | | Crimes Against Persons | | Reported | Cleared | Adult | Juvenile |
| Offense Total | 124 | Murder | | 0 | 0 | 0 | 0 |
| Number Cleared | 82 | Negligent Manslaughter | | 0 | 0 | 0 | 0 |
| Percent Cleared | 66.13 % | Negligent Vehicular Manslaughter | | 0 | 0 | 0 | 0 |
| Group A Crimes per 100,000 population | 4,240.8 | Kidnapping/Abduction | | 0 | 0 | 0 | 0 |
| | | Forcible Rape | | 0 | 0 | 0 | 0 |
| | | Forcible Sodomy | | 0 | 0 | 0 | 0 |
| | | Sexual Assault W/Object | | 0 | 0 | 0 | 0 |
| | | Forcible Fondling | | 0 | 0 | 0 | 0 |
| | | Incest | | 0 | 0 | 0 | 0 |
| | | Statutory Rape | | 0 | 0 | 0 | 0 |
| | | Aggravated Assault | | 4 | 3 | 3 | 0 |
| | | Simple Assault | | 20 | 18 | 16 | 2 |
| | | Intimidation | | 1 | 1 | 1 | 0 |
| | | Stalking | | 0 | 0 | 0 | 0 |
| | | Commercial Sex Acts | | 0 | 0 | 0 | 0 |
| | | Involuntary Servitude | | 0 | 0 | 0 | 0 |
| | | Average number offenses/incident | 1.13 | | | | |
| Domestic Violence Victims | | Crimes Against Property | | | | | |
| Offense | Reported | Cleared | | | | | |
| Murder | 0 | 0 | Arson | 0 | 0 | 0 | 0 |
| Aggravated Assault | 0 | 0 | Bribery | 0 | 0 | 0 | 0 |
| Simple Assault | 12 | 11 | Burglary | 7 | 0 | 0 | 0 |
| Intimidation | 0 | 0 | Counterfeiting/Forgery | 2 | 2 | 2 | 0 |
| Stalking | 0 | 0 | Destruction/Damage/Vandalism | 11 | 1 | 1 | 0 |
| Forcible Rape | 0 | 0 | Embezzlement | 1 | 1 | 1 | 0 |
| Forcible Sodomy | 0 | 0 | Extortion/Blackmail | 0 | 0 | 0 | 0 |
| Sexual Assault W/Object | 0 | 0 | Fraud - False Pretenses | 3 | 3 | 5 | 0 |
| Forcible Fondling | 0 | 0 | Fraud - Credit Card/ATM | 0 | 0 | 0 | 0 |
| Incest | 0 | 0 | Fraud - Impersonation | 1 | 0 | 0 | 0 |
| Statutory Rape | 0 | 0 | Fraud - Welfare | 1 | 1 | 1 | 0 |
| Kidnapping/Abduction | 0 | 0 | Fraud - Wire | 0 | 0 | 0 | 0 |
| Commercial Sex Acts | 0 | 0 | Fraud - Identity Theft | 0 | 0 | 0 | 0 |
| Involuntary Servitude | 0 | 0 | Fraud - Computer Hacking/Invasion | 0 | 0 | 0 | 0 |
| Total | 12 | 11 | Robbery | 0 | 0 | 0 | 0 |
| | | | Theft - Pocket-picking | 1 | 0 | 0 | 0 |
| | | | Theft - Purse Snatching | 0 | 0 | 0 | 0 |
| | | | Theft - Shoplifting | 2 | 1 | 1 | 0 |
| | | | Theft From Building | 7 | 2 | 1 | 0 |
| | | | Theft From Coin Machine | 0 | 0 | 0 | 0 |
| | | | Theft From Motor Vehicle | 7 | 0 | 0 | 0 |
| | | | Theft of Motor Vehicle Parts | 0 | 0 | 0 | 0 |
| | | | Theft - All Other Larceny | 7 | 1 | 0 | 0 |
| | | | Motor Vehicle Theft | 1 | 0 | 0 | 0 |
| | | | Stolen Property Offenses | 0 | 0 | 0 | 0 |
| Group B Arrests | | Adult | Juvenile | | | | |
| Offense | | | | | | | |
| Bad Checks | 0 | 0 | | | | | |
| Curfew/Vagrancy | 0 | 0 | | | | | |
| Disorderly Conduct | 2 | 1 | | | | | |
| DUI | 17 | 0 | | | | | |
| Drunkenness | 8 | 0 | | | | | |
| Family-Non Violent | 1 | 1 | | | | | |
| Liquor Law Violations | 1 | 0 | | | | | |
| Peeping Tom | 0 | 0 | | | | | |
| Runaway | 0 | 0 | | | | | |
| Trespass | 3 | 0 | | | | | |
| All Other Offenses | 6 | 0 | | | | | |
| Total Group B | 38 | 2 | | | | | |

(*) Offenses are counted using the FBI Units of Count for Crime

(**) The 'Arrests' column shows arrests made for incidents during the selected period, regardless of arrest date. Arrest counts for the same period may change over time.

This report is valid as of May 06, 2019 and is subject to change

Dresden Police Department - NIBRS Agency Crime Overview - 2018

| Crimes Against Society | | | | |
|------------------------------------|------------|-----------|-----------|----------|
| Animal Cruelty | 0 | 0 | 0 | 0 |
| Drug/Narcotic Violations | 37 | 37 | 37 | 0 |
| Drug/Narcotic Equipment Violations | 8 | 8 | 4 | 0 |
| Gambling - Betting/Wagering | 0 | 0 | 0 | 0 |
| Gambling - Operating/Promoting | 0 | 0 | 0 | 0 |
| Gambling - Equipment Violations | 0 | 0 | 0 | 0 |
| Gambling - Sports Tampering | 0 | 0 | 0 | 0 |
| Pornography/Obscene Material | 0 | 0 | 0 | 0 |
| Prostitution | 0 | 0 | 0 | 0 |
| Prostitution Assisting/Promoting | 0 | 0 | 0 | 0 |
| Purchasing Prostitution | 0 | 0 | 0 | 0 |
| Weapon Law Violations | 3 | 3 | 2 | 0 |
| Total Group A Offenses | 124 | 82 | 75 | 2 |

(*) Offenses are counted using the FBI Units of Count for Crime

(**) The 'Arrests' column shows arrests made for incidents during the selected period, regardless of arrest date. Arrest counts for the same period may change over time.

Dunlap Police Department - NIBRS Agency Crime Overview - 2018

| 2017 Population Estimate | 5,077 | Offenses (*) | | Arrests (**) | | | |
|---------------------------------------|-----------------|----------------------------------|-----------------------------------|--------------|----------|----|---|
| | | Reported | Cleared | Adult | Juvenile | | |
| Offense Overview | | Group A Offenses | | | | | |
| Crimes Against Persons | | Crimes Against Persons | | | | | |
| Offense Total | 549 | Murder | 0 | 0 | 0 | 0 | |
| Number Cleared | 304 | Negligent Manslaughter | 0 | 0 | 0 | 0 | |
| Percent Cleared | 55.37 % | Negligent Vehicular Manslaughter | 0 | 0 | 0 | 0 | |
| Group A Crimes per 100,000 population | 10,813.5 | Kidnapping/Abduction | 1 | 1 | 0 | 0 | |
| | | Forcible Rape | 4 | 3 | 1 | 1 | |
| | | Forcible Sodomy | 1 | 0 | 0 | 0 | |
| | | Sexual Assault W/Object | 0 | 0 | 0 | 0 | |
| Arrest Overview | | Forcible Fondling | 2 | 0 | 0 | 0 | |
| Total Arrests | 464 | Incest | 0 | 0 | 0 | 0 | |
| Adult Arrests | 444 | Statutory Rape | 2 | 2 | 2 | 0 | |
| Juvenile Arrests | 20 | Aggravated Assault | 24 | 23 | 20 | 0 | |
| Unknown Age | 0 | Simple Assault | 69 | 60 | 55 | 4 | |
| Arrests per 100,000 population | 9,139.3 | Intimidation | 18 | 9 | 9 | 0 | |
| | | Stalking | 1 | 0 | 0 | 0 | |
| | | Commercial Sex Acts | 0 | 0 | 0 | 0 | |
| Average number offenses/incident | 1.14 | Involuntary Servitude | 0 | 0 | 0 | 0 | |
| Domestic Violence Victims | | Crimes Against Property | | | | | |
| Offense | Reported | Cleared | | | | | |
| Murder | 0 | 0 | Arson | 1 | 0 | 0 | 0 |
| Aggravated Assault | 14 | 14 | Bribery | 0 | 0 | 0 | 0 |
| Simple Assault | 57 | 52 | Burglary | 20 | 7 | 8 | 0 |
| Intimidation | 12 | 9 | Counterfeiting/Forgery | 32 | 1 | 0 | 0 |
| Stalking | 0 | 0 | Destruction/Damage/Vandalism | 42 | 7 | 5 | 0 |
| Forcible Rape | 1 | 1 | Embezzlement | 2 | 1 | 1 | 0 |
| Forcible Sodomy | 1 | 0 | Extortion/Blackmail | 0 | 0 | 0 | 0 |
| Sexual Assault W/Object | 0 | 0 | Fraud - False Pretenses | 9 | 5 | 5 | 0 |
| Forcible Fondling | 0 | 0 | Fraud - Credit Card/ATM | 8 | 2 | 0 | 0 |
| Incest | 0 | 0 | Fraud - Impersonation | 3 | 2 | 2 | 0 |
| Statutory Rape | 1 | 1 | Fraud - Welfare | 0 | 0 | 0 | 0 |
| Kidnapping/Abduction | 1 | 1 | Fraud - Wire | 0 | 0 | 0 | 0 |
| Commercial Sex Acts | 0 | 0 | Fraud - Identity Theft | 1 | 0 | 0 | 0 |
| Involuntary Servitude | 0 | 0 | Fraud - Computer Hacking/Invasion | 0 | 0 | 0 | 0 |
| Total | 87 | 78 | Robbery | 5 | 3 | 4 | 0 |
| | | | Theft - Pocket-picking | 1 | 0 | 0 | 0 |
| Group B Arrests | | | Theft - Purse Snatching | 0 | 0 | 0 | 0 |
| Offense | Adult | Juvenile | Theft - Shoplifting | 68 | 60 | 55 | 2 |
| Bad Checks | 0 | 0 | Theft From Building | 47 | 7 | 5 | 0 |
| Curfew/Vagrancy | 0 | 0 | Theft From Coin Machine | 0 | 0 | 0 | 0 |
| Disorderly Conduct | 18 | 0 | Theft From Motor Vehicle | 19 | 7 | 3 | 7 |
| DUI | 15 | 0 | Theft of Motor Vehicle Parts | 4 | 1 | 1 | 0 |
| Drunkenness | 22 | 0 | Theft - All Other Larceny | 38 | 5 | 4 | 3 |
| Family-Non Violent | 3 | 0 | Motor Vehicle Theft | 45 | 25 | 22 | 0 |
| Liquor Law Violations | 1 | 0 | Stolen Property Offenses | 0 | 0 | 0 | 0 |
| Peeping Tom | 0 | 0 | | | | | |
| Runaway | 0 | 0 | | | | | |
| Trespass | 13 | 0 | | | | | |
| All Other Offenses | 119 | 0 | | | | | |
| Total Group B | 191 | 0 | | | | | |

(*) Offenses are counted using the FBI Units of Count for Crime

(**) The 'Arrests' column shows arrests made for incidents during the selected period, regardless of arrest date. Arrest counts for the same period may change over time.

This report is valid as of May 06, 2019 and is subject to change

Dunlap Police Department - NIBRS Agency Crime Overview - 2018

| Crimes Against Society | | | | |
|------------------------------------|------------|------------|------------|-----------|
| Animal Cruelty | 3 | 2 | 2 | 0 |
| Drug/Narcotic Violations | 42 | 37 | 33 | 3 |
| Drug/Narcotic Equipment Violations | 32 | 31 | 15 | 0 |
| Gambling - Betting/Wagering | 0 | 0 | 0 | 0 |
| Gambling - Operating/Promoting | 0 | 0 | 0 | 0 |
| Gambling - Equipment Violations | 0 | 0 | 0 | 0 |
| Gambling - Sports Tampering | 0 | 0 | 0 | 0 |
| Pornography/Obscene Material | 2 | 1 | 1 | 0 |
| Prostitution | 0 | 0 | 0 | 0 |
| Prostitution Assisting/Promoting | 0 | 0 | 0 | 0 |
| Purchasing Prostitution | 0 | 0 | 0 | 0 |
| Weapon Law Violations | 3 | 2 | 0 | 0 |
| Total Group A Offenses | 549 | 304 | 253 | 20 |

(*) Offenses are counted using the FBI Units of Count for Crime

(**) The 'Arrests' column shows arrests made for incidents during the selected period, regardless of arrest date. Arrest counts for the same period may change over time.

Dyer Police Department - NIBRS Agency Crime Overview - 2018

| 2017 Population Estimate | | 2,206 | | Offenses (*) | | Arrests (**) | |
|---------------------------------------|-----------|----------------------------------|-----------------------------------|-------------------------|---------|--------------|----------|
| Offense Overview | | Crimes Against Persons | | Reported | Cleared | Adult | Juvenile |
| Offense Total | 117 | Murder | | 0 | 0 | 0 | 0 |
| Number Cleared | 51 | Negligent Manslaughter | | 0 | 0 | 0 | 0 |
| Percent Cleared | 43.59 % | Negligent Vehicular Manslaughter | | 0 | 0 | 0 | 0 |
| Group A Crimes per 100,000 population | 5,303.7 | Kidnapping/Abduction | | 0 | 0 | 0 | 0 |
| | | Forcible Rape | | 0 | 0 | 0 | 0 |
| | | Forcible Sodomy | | 0 | 0 | 0 | 0 |
| | | Sexual Assault W/Object | | 0 | 0 | 0 | 0 |
| | | Forcible Fondling | | 0 | 0 | 0 | 0 |
| | | Incest | | 0 | 0 | 0 | 0 |
| | | Statutory Rape | | 0 | 0 | 0 | 0 |
| | | Aggravated Assault | | 11 | 6 | 1 | 2 |
| | | Simple Assault | | 23 | 8 | 7 | 1 |
| | | Intimidation | | 6 | 0 | 0 | 0 |
| | | Stalking | | 0 | 0 | 0 | 0 |
| | | Commercial Sex Acts | | 0 | 0 | 0 | 0 |
| | | Involuntary Servitude | | 0 | 0 | 0 | 0 |
| | | Average number offenses/incident | 1.16 | | | | |
| Domestic Violence Victims | | | | Crimes Against Property | | | |
| Offense | Reported | Cleared | | Reported | Cleared | Adult | Juvenile |
| Murder | 0 | 0 | Arson | 1 | 0 | 0 | 0 |
| Aggravated Assault | 4 | 1 | Bribery | 0 | 0 | 0 | 0 |
| Simple Assault | 14 | 6 | Burglary | 6 | 2 | 4 | 0 |
| Intimidation | 3 | 0 | Counterfeiting/Forgery | 2 | 1 | 1 | 0 |
| Stalking | 0 | 0 | Destruction/Damage/Vandalism | 9 | 3 | 1 | 0 |
| Forcible Rape | 0 | 0 | Embezzlement | 0 | 0 | 0 | 0 |
| Forcible Sodomy | 0 | 0 | Extortion/Blackmail | 0 | 0 | 0 | 0 |
| Sexual Assault W/Object | 0 | 0 | Fraud - False Pretenses | 2 | 1 | 0 | 0 |
| Forcible Fondling | 0 | 0 | Fraud - Credit Card/ATM | 1 | 1 | 1 | 0 |
| Incest | 0 | 0 | Fraud - Impersonation | 0 | 0 | 0 | 0 |
| Statutory Rape | 0 | 0 | Fraud - Welfare | 0 | 0 | 0 | 0 |
| Kidnapping/Abduction | 0 | 0 | Fraud - Wire | 0 | 0 | 0 | 0 |
| Commercial Sex Acts | 0 | 0 | Fraud - Identity Theft | 1 | 0 | 0 | 0 |
| Involuntary Servitude | 0 | 0 | Fraud - Computer Hacking/Invasion | 0 | 0 | 0 | 0 |
| Total | 21 | 7 | Robbery | 1 | 1 | 1 | 0 |
| | | | Theft - Pocket-picking | 0 | 0 | 0 | 0 |
| | | | Theft - Purse Snatching | 0 | 0 | 0 | 0 |
| | | | Theft - Shoplifting | 5 | 3 | 4 | 0 |
| | | | Theft From Building | 13 | 6 | 3 | 1 |
| | | | Theft From Coin Machine | 1 | 1 | 1 | 0 |
| | | | Theft From Motor Vehicle | 3 | 0 | 0 | 0 |
| | | | Theft of Motor Vehicle Parts | 0 | 0 | 0 | 0 |
| | | | Theft - All Other Larceny | 13 | 0 | 0 | 0 |
| | | | Motor Vehicle Theft | 3 | 2 | 2 | 0 |
| | | | Stolen Property Offenses | 0 | 0 | 0 | 0 |
| Group B Arrests | | | | | | | |
| Offense | Adult | Juvenile | | | | | |
| Bad Checks | 1 | 0 | | | | | |
| Curfew/Vagrancy | 0 | 0 | | | | | |
| Disorderly Conduct | 1 | 0 | | | | | |
| DUI | 1 | 0 | | | | | |
| Drunkenness | 2 | 0 | | | | | |
| Family-Non Violent | 0 | 0 | | | | | |
| Liquor Law Violations | 0 | 0 | | | | | |
| Peeping Tom | 0 | 0 | | | | | |
| Runaway | 0 | 0 | | | | | |
| Trespass | 0 | 0 | | | | | |
| All Other Offenses | 1 | 0 | | | | | |
| Total Group B | 6 | 0 | | | | | |

(*) Offenses are counted using the FBI Units of Count for Crime

(**) The 'Arrests' column shows arrests made for incidents during the selected period, regardless of arrest date. Arrest counts for the same period may change over time.

This report is valid as of May 06, 2019 and is subject to change

Dyer Police Department - NIBRS Agency Crime Overview - 2018

| Crimes Against Society | | | | |
|------------------------------------|------------|-----------|-----------|----------|
| Animal Cruelty | 0 | 0 | 0 | 0 |
| Drug/Narcotic Violations | 8 | 8 | 12 | 1 |
| Drug/Narcotic Equipment Violations | 8 | 8 | 0 | 2 |
| Gambling - Betting/Wagering | 0 | 0 | 0 | 0 |
| Gambling - Operating/Promoting | 0 | 0 | 0 | 0 |
| Gambling - Equipment Violations | 0 | 0 | 0 | 0 |
| Gambling - Sports Tampering | 0 | 0 | 0 | 0 |
| Pornography/Obscene Material | 0 | 0 | 0 | 0 |
| Prostitution | 0 | 0 | 0 | 0 |
| Prostitution Assisting/Promoting | 0 | 0 | 0 | 0 |
| Purchasing Prostitution | 0 | 0 | 0 | 0 |
| Weapon Law Violations | 0 | 0 | 0 | 0 |
| Total Group A Offenses | 117 | 51 | 38 | 7 |

(*) Offenses are counted using the FBI Units of Count for Crime

(**) The 'Arrests' column shows arrests made for incidents during the selected period, regardless of arrest date. Arrest counts for the same period may change over time.

Dyersburg Police Department - NIBRS Agency Crime Overview - 2018

| 2017 Population Estimate | | 16,473 | | Offenses (*) | | Arrests (**) | |
|---------------------------------------|--------------|-----------------------------------|----------|--------------|---------|--------------|----------|
| Offense Overview | | Group A Offenses | | Reported | Cleared | Adult | Juvenile |
| | | Crimes Against Persons | | | | | |
| Offense Total | 2,589 | Murder | | 0 | 0 | 0 | 0 |
| Number Cleared | 1,129 | Negligent Manslaughter | | 0 | 0 | 0 | 0 |
| Percent Cleared | 43.61 % | Negligent Vehicular Manslaughter | | 0 | 0 | 0 | 0 |
| Group A Crimes per 100,000 population | 15,716.6 | Kidnapping/Abduction | | 15 | 13 | 7 | 0 |
| | | Forcible Rape | | 7 | 4 | 3 | 1 |
| | | Forcible Sodomy | | 0 | 0 | 0 | 0 |
| | | Sexual Assault W/Object | | 0 | 0 | 0 | 0 |
| | | Forcible Fondling | | 9 | 2 | 2 | 0 |
| | | Incest | | 0 | 0 | 0 | 0 |
| | | Statutory Rape | | 4 | 3 | 3 | 0 |
| | | Aggravated Assault | | 181 | 106 | 67 | 6 |
| | | Simple Assault | | 429 | 206 | 158 | 23 |
| | | Intimidation | | 72 | 16 | 10 | 1 |
| | | Stalking | | 16 | 5 | 4 | 0 |
| | | Commercial Sex Acts | | 0 | 0 | 0 | 0 |
| | | Involuntary Servitude | | 0 | 0 | 0 | 0 |
| | | Crimes Against Property | | | | | |
| | | Arson | | 0 | 0 | 0 | 0 |
| | | Bribery | | 0 | 0 | 0 | 0 |
| | | Burglary | | 215 | 33 | 24 | 2 |
| | | Counterfeiting/Forgery | | 74 | 28 | 22 | 2 |
| | | Destruction/Damage/Vandalism | | 257 | 61 | 35 | 5 |
| | | Embezzlement | | 14 | 6 | 6 | 0 |
| | | Extortion/Blackmail | | 0 | 0 | 0 | 0 |
| | | Fraud - False Pretenses | | 51 | 5 | 4 | 0 |
| | | Fraud - Credit Card/ATM | | 27 | 4 | 2 | 0 |
| | | Fraud - Impersonation | | 42 | 31 | 20 | 0 |
| | | Fraud - Welfare | | 0 | 0 | 0 | 0 |
| | | Fraud - Wire | | 0 | 0 | 0 | 0 |
| | | Fraud - Identity Theft | | 0 | 0 | 0 | 0 |
| | | Fraud - Computer Hacking/Invasion | | 0 | 0 | 0 | 0 |
| | | Robbery | | 16 | 10 | 11 | 3 |
| | | Theft - Pocket-picking | | 0 | 0 | 0 | 0 |
| | | Theft - Purse Snatching | | 1 | 0 | 0 | 0 |
| | | Theft - Shoplifting | | 235 | 150 | 155 | 11 |
| | | Theft From Building | | 134 | 22 | 12 | 2 |
| | | Theft From Coin Machine | | 2 | 0 | 0 | 0 |
| | | Theft From Motor Vehicle | | 138 | 17 | 16 | 0 |
| | | Theft of Motor Vehicle Parts | | 41 | 1 | 0 | 0 |
| | | Theft - All Other Larceny | | 124 | 16 | 17 | 5 |
| | | Motor Vehicle Theft | | 69 | 18 | 13 | 1 |
| | | Stolen Property Offenses | | 0 | 0 | 0 | 0 |
| Domestic Violence Victims | | Reported | Cleared | | | | |
| Offense | | | | | | | |
| Murder | 0 | 0 | | | | | |
| Aggravated Assault | 55 | 45 | | | | | |
| Simple Assault | 214 | 126 | | | | | |
| Intimidation | 13 | 6 | | | | | |
| Stalking | 9 | 4 | | | | | |
| Forcible Rape | 1 | 1 | | | | | |
| Forcible Sodomy | 0 | 0 | | | | | |
| Sexual Assault W/Object | 0 | 0 | | | | | |
| Forcible Fondling | 1 | 0 | | | | | |
| Incest | 0 | 0 | | | | | |
| Statutory Rape | 0 | 0 | | | | | |
| Kidnapping/Abduction | 12 | 10 | | | | | |
| Commercial Sex Acts | 0 | 0 | | | | | |
| Involuntary Servitude | 0 | 0 | | | | | |
| Total | 305 | 192 | | | | | |
| Group B Arrests | | Adult | Juvenile | | | | |
| Offense | | | | | | | |
| Bad Checks | 0 | 0 | | | | | |
| Curfew/Vagrancy | 0 | 4 | | | | | |
| Disorderly Conduct | 31 | 28 | | | | | |
| DUI | 70 | 0 | | | | | |
| Drunkenness | 110 | 1 | | | | | |
| Family-Non Violent | 2 | 0 | | | | | |
| Liquor Law Violations | 15 | 0 | | | | | |
| Peeping Tom | 0 | 0 | | | | | |
| Runaway | 0 | 0 | | | | | |
| Trespass | 55 | 5 | | | | | |
| All Other Offenses | 806 | 36 | | | | | |
| Total Group B | 1,089 | 74 | | | | | |

(*) Offenses are counted using the FBI Units of Count for Crime

(**) The 'Arrests' column shows arrests made for incidents during the selected period, regardless of arrest date. Arrest counts for the same period may change over time.

This report is valid as of May 06, 2019 and is subject to change

Dyersburg Police Department - NIBRS Agency Crime Overview - 2018

| Crimes Against Society | | | | |
|------------------------------------|--------------|--------------|------------|-----------|
| Animal Cruelty | 0 | 0 | 0 | 0 |
| Drug/Narcotic Violations | 247 | 216 | 175 | 7 |
| Drug/Narcotic Equipment Violations | 129 | 120 | 58 | 0 |
| Gambling - Betting/Wagering | 0 | 0 | 0 | 0 |
| Gambling - Operating/Promoting | 0 | 0 | 0 | 0 |
| Gambling - Equipment Violations | 0 | 0 | 0 | 0 |
| Gambling - Sports Tampering | 0 | 0 | 0 | 0 |
| Pornography/Obscene Material | 3 | 1 | 0 | 2 |
| Prostitution | 0 | 0 | 0 | 0 |
| Prostitution Assisting/Promoting | 0 | 0 | 0 | 0 |
| Purchasing Prostitution | 0 | 0 | 0 | 0 |
| Weapon Law Violations | 37 | 35 | 13 | 6 |
| Total Group A Offenses | 2,589 | 1,129 | 837 | 77 |

(*) Offenses are counted using the FBI Units of Count for Crime

(**) The 'Arrests' column shows arrests made for incidents during the selected period, regardless of arrest date. Arrest counts for the same period may change over time.

Eagleville Police Department - NIBRS Agency Crime Overview - 2018

| 2017 Population Estimate | 676 | Offenses (*) | | Arrests (**) | |
|---------------------------------------|-----------------|--------------------------------|---------|--------------|----------|
| | | Reported | Cleared | Adult | Juvenile |
| Offense Overview | | Group A Offenses | | | |
| | | Crimes Against Persons | | | |
| Offense Total | 6 | 0 | 0 | 0 | 0 |
| Number Cleared | 4 | 0 | 0 | 0 | 0 |
| Percent Cleared | 66.67 % | 0 | 0 | 0 | 0 |
| Group A Crimes per 100,000 population | 887.6 | 0 | 0 | 0 | 0 |
| | | Crimes Against Property | | | |
| Arrest Overview | | | | | |
| Total Arrests | 14 | 0 | 0 | 0 | 0 |
| Adult Arrests | 14 | 0 | 0 | 0 | 0 |
| Juvenile Arrests | 0 | 0 | 0 | 0 | 0 |
| Unknown Age | 0 | 0 | 0 | 0 | 0 |
| Arrests per 100,000 population | 2,071.0 | 0 | 0 | 0 | 0 |
| Average number offenses/incident | 1.20 | 0 | 0 | 0 | 0 |
| Domestic Violence Victims | | | | | |
| Offense | Reported | Cleared | | | |
| Murder | 0 | 0 | 0 | 0 | 0 |
| Aggravated Assault | 0 | 0 | 0 | 0 | 0 |
| Simple Assault | 0 | 0 | 0 | 0 | 0 |
| Intimidation | 0 | 0 | 0 | 0 | 0 |
| Stalking | 0 | 0 | 0 | 0 | 0 |
| Forcible Rape | 0 | 0 | 0 | 0 | 0 |
| Forcible Sodomy | 0 | 0 | 0 | 0 | 0 |
| Sexual Assault W/Object | 0 | 0 | 0 | 0 | 0 |
| Forcible Fondling | 0 | 0 | 0 | 0 | 0 |
| Incest | 0 | 0 | 0 | 0 | 0 |
| Statutory Rape | 0 | 0 | 0 | 0 | 0 |
| Kidnapping/Abduction | 0 | 0 | 0 | 0 | 0 |
| Commercial Sex Acts | 0 | 0 | 0 | 0 | 0 |
| Involuntary Servitude | 0 | 0 | 0 | 0 | 0 |
| Total | 0 | 0 | 0 | 0 | 0 |
| Group B Arrests | | | | | |
| Offense | Adult | Juvenile | | | |
| Bad Checks | 0 | 0 | 0 | 0 | 0 |
| Curfew/Vagrancy | 0 | 0 | 0 | 0 | 0 |
| Disorderly Conduct | 0 | 0 | 0 | 0 | 0 |
| DUI | 10 | 0 | 0 | 0 | 0 |
| Drunkenness | 1 | 0 | 0 | 0 | 0 |
| Family-Non Violent | 0 | 0 | 0 | 0 | 0 |
| Liquor Law Violations | 0 | 0 | 0 | 0 | 0 |
| Peeping Tom | 0 | 0 | 0 | 0 | 0 |
| Runaway | 0 | 0 | 0 | 0 | 0 |
| Trespass | 0 | 0 | 0 | 0 | 0 |
| All Other Offenses | 0 | 0 | 0 | 0 | 0 |
| Total Group B | 11 | 0 | 1 | 0 | 0 |

(*) Offenses are counted using the FBI Units of Count for Crime

(**) The 'Arrests' column shows arrests made for incidents during the selected period, regardless of arrest date. Arrest counts for the same period may change over time.

Egleville Police Department - NIBRS Agency Crime Overview - 2018

| Crimes Against Society | | | | |
|------------------------------------|----------|----------|----------|----------|
| Animal Cruelty | 0 | 0 | 0 | 0 |
| Drug/Narcotic Violations | 2 | 2 | 1 | 0 |
| Drug/Narcotic Equipment Violations | 2 | 2 | 2 | 0 |
| Gambling - Betting/Wagering | 0 | 0 | 0 | 0 |
| Gambling - Operating/Promoting | 0 | 0 | 0 | 0 |
| Gambling - Equipment Violations | 0 | 0 | 0 | 0 |
| Gambling - Sports Tampering | 0 | 0 | 0 | 0 |
| Pornography/Obscene Material | 0 | 0 | 0 | 0 |
| Prostitution | 0 | 0 | 0 | 0 |
| Prostitution Assisting/Promoting | 0 | 0 | 0 | 0 |
| Purchasing Prostitution | 0 | 0 | 0 | 0 |
| Weapon Law Violations | 0 | 0 | 0 | 0 |
| Total Group A Offenses | 6 | 4 | 3 | 0 |

Please go to <https://crimeinsight.tbi.tn.gov/> for additional 2018 data.

(*) Offenses are counted using the FBI Units of Count for Crime

(**) The 'Arrests' column shows arrests made for incidents during the selected period, regardless of arrest date. Arrest counts for the same period may change over time.

East Ridge Police Department - NIBRS Agency Crime Overview - 2018

| 2017 Population Estimate | 21,118 | Offenses (*) | | Arrests (**) | | | |
|---------------------------------------|-----------------|----------------------------------|-----------------------------------|--------------|----------|----|---|
| | | Reported | Cleared | Adult | Juvenile | | |
| Offense Overview | | Group A Offenses | | | | | |
| Crimes Against Persons | | | | | | | |
| Offense Total | 2,099 | Murder | 2 | 2 | 0 | 0 | |
| Number Cleared | 979 | Negligent Manslaughter | 0 | 0 | 0 | 0 | |
| Percent Cleared | 46.64 % | Negligent Vehicular Manslaughter | 0 | 0 | 0 | 0 | |
| Group A Crimes per 100,000 population | 9,939.4 | Kidnapping/Abduction | 11 | 6 | 9 | 0 | |
| | | Forcible Rape | 6 | 3 | 0 | 0 | |
| | | Forcible Sodomy | 2 | 0 | 0 | 0 | |
| | | Sexual Assault W/Object | 1 | 1 | 0 | 0 | |
| | | Forcible Fondling | 4 | 2 | 0 | 0 | |
| | | Incest | 0 | 0 | 0 | 0 | |
| Arrest Overview | | Statutory Rape | 0 | 0 | 0 | 0 | |
| Total Arrests | 1,096 | Aggravated Assault | 70 | 47 | 34 | 1 | |
| Adult Arrests | 1,065 | Simple Assault | 285 | 149 | 110 | 9 | |
| Juvenile Arrests | 31 | Intimidation | 25 | 14 | 5 | 0 | |
| Unknown Age | 0 | Stalking | 1 | 1 | 2 | 0 | |
| Arrests per 100,000 population | 5,189.9 | Commercial Sex Acts | 0 | 0 | 0 | 0 | |
| | | Involuntary Servitude | 0 | 0 | 0 | 0 | |
| Average number offenses/incident | 1.20 | Crimes Against Property | | | | | |
| | | Arson | 2 | 1 | 1 | 0 | |
| Domestic Violence Victims | | Bribery | 0 | 0 | 0 | 0 | |
| Offense | Reported | Cleared | | | | | |
| Murder | 1 | 1 | Burglary | 133 | 25 | 25 | 1 |
| Aggravated Assault | 32 | 30 | Counterfeiting/Forgery | 81 | 33 | 33 | 3 |
| Simple Assault | 201 | 116 | Destruction/Damage/Vandalism | 134 | 42 | 22 | 2 |
| Intimidation | 6 | 3 | Embezzlement | 9 | 6 | 6 | 0 |
| Stalking | 1 | 1 | Extortion/Blackmail | 1 | 1 | 2 | 0 |
| Forcible Rape | 0 | 0 | Fraud - False Pretenses | 90 | 26 | 15 | 0 |
| Forcible Sodomy | 0 | 0 | Fraud - Credit Card/ATM | 47 | 9 | 6 | 0 |
| Sexual Assault W/Object | 1 | 1 | Fraud - Impersonation | 20 | 17 | 18 | 0 |
| Forcible Fondling | 1 | 0 | Fraud - Welfare | 0 | 0 | 0 | 0 |
| Incest | 0 | 0 | Fraud - Wire | 2 | 1 | 0 | 0 |
| Statutory Rape | 0 | 0 | Fraud - Identity Theft | 0 | 0 | 0 | 0 |
| Kidnapping/Abduction | 6 | 4 | Fraud - Computer Hacking/Invasion | 0 | 0 | 0 | 0 |
| Commercial Sex Acts | 0 | 0 | Robbery | 19 | 6 | 9 | 0 |
| Involuntary Servitude | 0 | 0 | Theft - Pocket-picking | 0 | 0 | 0 | 0 |
| Total | 249 | 156 | Theft - Purse Snatching | 0 | 0 | 0 | 0 |
| | | | Theft - Shoplifting | 87 | 31 | 27 | 1 |
| Group B Arrests | | | Theft From Building | 124 | 26 | 15 | 0 |
| Offense | Adult | Juvenile | Theft From Coin Machine | 1 | 0 | 0 | 0 |
| Bad Checks | 3 | 0 | Theft From Motor Vehicle | 158 | 7 | 6 | 2 |
| Curfew/Vagrancy | 0 | 0 | Theft of Motor Vehicle Parts | 51 | 1 | 2 | 0 |
| Disorderly Conduct | 16 | 6 | Theft - All Other Larceny | 102 | 18 | 15 | 0 |
| DUI | 46 | 0 | Motor Vehicle Theft | 95 | 22 | 11 | 0 |
| Drunkenness | 66 | 0 | Stolen Property Offenses | 45 | 38 | 33 | 2 |
| Family-Non Violent | 0 | 0 | | | | | |
| Liquor Law Violations | 4 | 0 | | | | | |
| Peeping Tom | 0 | 0 | | | | | |
| Runaway | 0 | 0 | | | | | |
| Trespass | 21 | 0 | | | | | |
| All Other Offenses | 198 | 2 | | | | | |
| Total Group B | 354 | 8 | | | | | |

(*) Offenses are counted using the FBI Units of Count for Crime

(**) The 'Arrests' column shows arrests made for incidents during the selected period, regardless of arrest date. Arrest counts for the same period may change over time.

This report is valid as of May 06, 2019 and is subject to change

East Ridge Police Department - NIBRS Agency Crime Overview - 2018

| Crimes Against Society | | | | |
|------------------------------------|--------------|------------|------------|-----------|
| Animal Cruelty | 2 | 0 | 0 | 0 |
| Drug/Narcotic Violations | 245 | 222 | 216 | 1 |
| Drug/Narcotic Equipment Violations | 202 | 183 | 75 | 0 |
| Gambling - Betting/Wagering | 0 | 0 | 0 | 0 |
| Gambling - Operating/Promoting | 0 | 0 | 0 | 0 |
| Gambling - Equipment Violations | 0 | 0 | 0 | 0 |
| Gambling - Sports Tampering | 0 | 0 | 0 | 0 |
| Pornography/Obscene Material | 0 | 0 | 0 | 0 |
| Prostitution | 0 | 0 | 0 | 0 |
| Prostitution Assisting/Promoting | 0 | 0 | 0 | 0 |
| Purchasing Prostitution | 0 | 0 | 0 | 0 |
| Weapon Law Violations | 42 | 39 | 14 | 1 |
| Total Group A Offenses | 2,099 | 979 | 711 | 23 |

(*) Offenses are counted using the FBI Units of Count for Crime

(**) The 'Arrests' column shows arrests made for incidents during the selected period, regardless of arrest date. Arrest counts for the same period may change over time.

Elizabethton Police Department - NIBRS Agency Crime Overview - 2018

| 2017 Population Estimate | | 13,743 | | Offenses (*) | | Arrests (**) | |
|---------------------------------------|----------|-----------------------------------|-----------|--------------|---------|--------------|----------|
| Offense Overview | | Group A Offenses | | Reported | Cleared | Adult | Juvenile |
| | | Crimes Against Persons | | | | | |
| Offense Total | 1,762 | Murder | | 0 | 0 | 0 | 0 |
| Number Cleared | 759 | Negligent Manslaughter | | 0 | 0 | 0 | 0 |
| Percent Cleared | 43.08 % | Negligent Vehicular Manslaughter | | 0 | 0 | 0 | 0 |
| Group A Crimes per 100,000 population | 12,821.1 | Kidnapping/Abduction | | 3 | 3 | 2 | 0 |
| | | Forcible Rape | | 0 | 0 | 0 | 0 |
| | | Forcible Sodomy | | 0 | 0 | 0 | 0 |
| | | Sexual Assault W/Object | | 0 | 0 | 0 | 0 |
| | | Forcible Fondling | | 2 | 2 | 0 | 0 |
| | | Incest | | 0 | 0 | 0 | 0 |
| | | Statutory Rape | | 0 | 0 | 0 | 0 |
| | | Aggravated Assault | | 57 | 40 | 24 | 0 |
| | | Simple Assault | | 188 | 72 | 59 | 6 |
| | | Intimidation | | 180 | 19 | 9 | 0 |
| | | Stalking | | 0 | 0 | 0 | 0 |
| | | Commercial Sex Acts | | 0 | 0 | 0 | 0 |
| | | Involuntary Servitude | | 0 | 0 | 0 | 0 |
| | | Crimes Against Property | | | | | |
| | | Arson | | 1 | 0 | 0 | 0 |
| | | Bribery | | 0 | 0 | 0 | 0 |
| | | Burglary | | 121 | 18 | 20 | 0 |
| | | Counterfeiting/Forgery | | 37 | 16 | 15 | 0 |
| | | Destruction/Damage/Vandalism | | 157 | 32 | 10 | 3 |
| | | Embezzlement | | 5 | 1 | 1 | 0 |
| | | Extortion/Blackmail | | 0 | 0 | 0 | 0 |
| | | Fraud - False Pretenses | | 33 | 15 | 10 | 0 |
| | | Fraud - Credit Card/ATM | | 68 | 40 | 6 | 1 |
| | | Fraud - Impersonation | | 10 | 5 | 5 | 0 |
| | | Fraud - Welfare | | 0 | 0 | 0 | 0 |
| | | Fraud - Wire | | 3 | 0 | 0 | 0 |
| | | Fraud - Identity Theft | | 0 | 0 | 0 | 0 |
| | | Fraud - Computer Hacking/Invasion | | 0 | 0 | 0 | 0 |
| | | Robbery | | 8 | 4 | 5 | 0 |
| | | Theft - Pocket-picking | | 0 | 0 | 0 | 0 |
| | | Theft - Purse Snatching | | 2 | 1 | 0 | 0 |
| | | Theft - Shoplifting | | 164 | 129 | 133 | 3 |
| | | Theft From Building | | 29 | 9 | 6 | 0 |
| | | Theft From Coin Machine | | 0 | 0 | 0 | 0 |
| | | Theft From Motor Vehicle | | 81 | 11 | 7 | 4 |
| | | Theft of Motor Vehicle Parts | | 17 | 0 | 0 | 0 |
| | | Theft - All Other Larceny | | 229 | 34 | 15 | 3 |
| | | Motor Vehicle Theft | | 51 | 21 | 17 | 0 |
| | | Stolen Property Offenses | | 14 | 14 | 12 | 0 |
| Domestic Violence Victims | | | | | | | |
| Offense | | Reported | Cleared | | | | |
| Murder | | 0 | 0 | | | | |
| Aggravated Assault | | 5 | 5 | | | | |
| Simple Assault | | 27 | 17 | | | | |
| Intimidation | | 2 | 2 | | | | |
| Stalking | | 0 | 0 | | | | |
| Forcible Rape | | 0 | 0 | | | | |
| Forcible Sodomy | | 0 | 0 | | | | |
| Sexual Assault W/Object | | 0 | 0 | | | | |
| Forcible Fondling | | 0 | 0 | | | | |
| Incest | | 0 | 0 | | | | |
| Statutory Rape | | 0 | 0 | | | | |
| Kidnapping/Abduction | | 0 | 0 | | | | |
| Commercial Sex Acts | | 0 | 0 | | | | |
| Involuntary Servitude | | 0 | 0 | | | | |
| Total | | 34 | 24 | | | | |
| Group B Arrests | | | | | | | |
| Offense | | Adult | Juvenile | | | | |
| Bad Checks | | 2 | 0 | | | | |
| Curfew/Vagrancy | | 0 | 7 | | | | |
| Disorderly Conduct | | 13 | 0 | | | | |
| DUI | | 32 | 0 | | | | |
| Drunkenness | | 129 | 0 | | | | |
| Family-Non Violent | | 9 | 0 | | | | |
| Liquor Law Violations | | 2 | 1 | | | | |
| Peeping Tom | | 0 | 0 | | | | |
| Runaway | | 0 | 0 | | | | |
| Trespass | | 11 | 0 | | | | |
| All Other Offenses | | 116 | 1 | | | | |
| Total Group B | | 314 | 9 | | | | |

(*) Offenses are counted using the FBI Units of Count for Crime

(**) The 'Arrests' column shows arrests made for incidents during the selected period, regardless of arrest date. Arrest counts for the same period may change over time.

This report is valid as of May 06, 2019 and is subject to change

Elizabethton Police Department - NIBRS Agency Crime Overview - 2018

| Crimes Against Society | | | | |
|------------------------------------|--------------|------------|------------|-----------|
| Animal Cruelty | 0 | 0 | 0 | 0 |
| Drug/Narcotic Violations | 162 | 144 | 127 | 6 |
| Drug/Narcotic Equipment Violations | 117 | 108 | 36 | 1 |
| Gambling - Betting/Wagering | 0 | 0 | 0 | 0 |
| Gambling - Operating/Promoting | 0 | 0 | 0 | 0 |
| Gambling - Equipment Violations | 0 | 0 | 0 | 0 |
| Gambling - Sports Tampering | 0 | 0 | 0 | 0 |
| Pornography/Obscene Material | 2 | 0 | 0 | 0 |
| Prostitution | 0 | 0 | 0 | 0 |
| Prostitution Assisting/Promoting | 0 | 0 | 0 | 0 |
| Purchasing Prostitution | 0 | 0 | 0 | 0 |
| Weapon Law Violations | 21 | 21 | 4 | 0 |
| Total Group A Offenses | 1,762 | 759 | 523 | 27 |

(*) Offenses are counted using the FBI Units of Count for Crime

(**) The 'Arrests' column shows arrests made for incidents during the selected period, regardless of arrest date. Arrest counts for the same period may change over time.

Elkton Police Department - NIBRS Agency Crime Overview - 2018

| 2017 Population Estimate | | 542 | | Offenses (*) | | Arrests (**) | |
|---------------------------------------|----------|----------------------------------|-----------------------------------|-------------------------|---------|--------------|----------|
| Offense Overview | | Crimes Against Persons | | Reported | Cleared | Adult | Juvenile |
| Offense Total | 21 | Murder | | 0 | 0 | 0 | 0 |
| Number Cleared | 5 | Negligent Manslaughter | | 0 | 0 | 0 | 0 |
| Percent Cleared | 23.81 % | Negligent Vehicular Manslaughter | | 0 | 0 | 0 | 0 |
| Group A Crimes per 100,000 population | 3,874.5 | Kidnapping/Abduction | | 0 | 0 | 0 | 0 |
| | | Forcible Rape | | 0 | 0 | 0 | 0 |
| | | Forcible Sodomy | | 0 | 0 | 0 | 0 |
| | | Sexual Assault W/Object | | 0 | 0 | 0 | 0 |
| | | Forcible Fondling | | 0 | 0 | 0 | 0 |
| | | Incest | | 0 | 0 | 0 | 0 |
| | | Statutory Rape | | 0 | 0 | 0 | 0 |
| | | Aggravated Assault | | 2 | 1 | 1 | 0 |
| | | Simple Assault | | 0 | 0 | 0 | 0 |
| | | Intimidation | | 0 | 0 | 0 | 0 |
| | | Stalking | | 0 | 0 | 0 | 0 |
| | | Commercial Sex Acts | | 0 | 0 | 0 | 0 |
| | | Involuntary Servitude | | 0 | 0 | 0 | 0 |
| | | Average number offenses/incident | 1.11 | | | | |
| Domestic Violence Victims | | | | Crimes Against Property | | | |
| Offense | Reported | Cleared | | Reported | Cleared | Adult | Juvenile |
| Murder | 0 | 0 | Arson | 0 | 0 | 0 | 0 |
| Aggravated Assault | 2 | 1 | Bribery | 0 | 0 | 0 | 0 |
| Simple Assault | 0 | 0 | Burglary | 4 | 1 | 1 | 0 |
| Intimidation | 0 | 0 | Counterfeiting/Forgery | 1 | 0 | 0 | 0 |
| Stalking | 0 | 0 | Destruction/Damage/Vandalism | 4 | 0 | 0 | 0 |
| Forcible Rape | 0 | 0 | Embezzlement | 0 | 0 | 0 | 0 |
| Forcible Sodomy | 0 | 0 | Extortion/Blackmail | 0 | 0 | 0 | 0 |
| Sexual Assault W/Object | 0 | 0 | Fraud - False Pretenses | 0 | 0 | 0 | 0 |
| Forcible Fondling | 0 | 0 | Fraud - Credit Card/ATM | 0 | 0 | 0 | 0 |
| Incest | 0 | 0 | Fraud - Impersonation | 0 | 0 | 0 | 0 |
| Statutory Rape | 0 | 0 | Fraud - Welfare | 0 | 0 | 0 | 0 |
| Kidnapping/Abduction | 0 | 0 | Fraud - Wire | 1 | 0 | 0 | 0 |
| Commercial Sex Acts | 0 | 0 | Fraud - Identity Theft | 0 | 0 | 0 | 0 |
| Involuntary Servitude | 0 | 0 | Fraud - Computer Hacking/Invasion | 0 | 0 | 0 | 0 |
| Total | 2 | 1 | Robbery | 0 | 0 | 0 | 0 |
| | | | Theft - Pocket-picking | 0 | 0 | 0 | 0 |
| | | | Theft - Purse Snatching | 0 | 0 | 0 | 0 |
| | | | Theft - Shoplifting | 1 | 0 | 0 | 0 |
| | | | Theft From Building | 1 | 0 | 0 | 0 |
| | | | Theft From Coin Machine | 0 | 0 | 0 | 0 |
| | | | Theft From Motor Vehicle | 0 | 0 | 0 | 0 |
| | | | Theft of Motor Vehicle Parts | 1 | 0 | 0 | 0 |
| | | | Theft - All Other Larceny | 2 | 1 | 1 | 0 |
| | | | Motor Vehicle Theft | 1 | 1 | 0 | 0 |
| | | | Stolen Property Offenses | 0 | 0 | 0 | 0 |
| Group B Arrests | | | | | | | |
| Offense | Adult | Juvenile | | | | | |
| Bad Checks | 0 | 0 | | | | | |
| Curfew/Vagrancy | 0 | 0 | | | | | |
| Disorderly Conduct | 0 | 0 | | | | | |
| DUI | 0 | 0 | | | | | |
| Drunkenness | 0 | 0 | | | | | |
| Family-Non Violent | 0 | 0 | | | | | |
| Liquor Law Violations | 0 | 0 | | | | | |
| Peeping Tom | 0 | 0 | | | | | |
| Runaway | 0 | 0 | | | | | |
| Trespass | 1 | 0 | | | | | |
| All Other Offenses | 5 | 0 | | | | | |
| Total Group B | 6 | 0 | | | | | |

(*) Offenses are counted using the FBI Units of Count for Crime

(**) The 'Arrests' column shows arrests made for incidents during the selected period, regardless of arrest date. Arrest counts for the same period may change over time.

This report is valid as of May 06, 2019 and is subject to change

Elkton Police Department - NIBRS Agency Crime Overview - 2018

| Crimes Against Society | | | | |
|------------------------------------|-----------|----------|----------|----------|
| Animal Cruelty | 0 | 0 | 0 | 0 |
| Drug/Narcotic Violations | 2 | 0 | 0 | 0 |
| Drug/Narcotic Equipment Violations | 1 | 1 | 1 | 0 |
| Gambling - Betting/Wagering | 0 | 0 | 0 | 0 |
| Gambling - Operating/Promoting | 0 | 0 | 0 | 0 |
| Gambling - Equipment Violations | 0 | 0 | 0 | 0 |
| Gambling - Sports Tampering | 0 | 0 | 0 | 0 |
| Pornography/Obscene Material | 0 | 0 | 0 | 0 |
| Prostitution | 0 | 0 | 0 | 0 |
| Prostitution Assisting/Promoting | 0 | 0 | 0 | 0 |
| Purchasing Prostitution | 0 | 0 | 0 | 0 |
| Weapon Law Violations | 0 | 0 | 0 | 0 |
| Total Group A Offenses | 21 | 5 | 4 | 0 |

(*) Offenses are counted using the FBI Units of Count for Crime

(**) The 'Arrests' column shows arrests made for incidents during the selected period, regardless of arrest date. Arrest counts for the same period may change over time.

Englewood Police Department - NIBRS Agency Crime Overview - 2018

| 2017 Population Estimate | | 1,519 | | Offenses (*) | | Arrests (**) | |
|---------------------------------------|-----------|----------------------------------|-----------------------------------|--------------------------------|---------|--------------|----------|
| | | | | Reported | Cleared | Adult | Juvenile |
| Offense Overview | | | | Group A Offenses | | | |
| Crimes Against Persons | | | | Crimes Against Persons | | | |
| Offense Total | 134 | Murder | 0 | 0 | 0 | 0 | |
| Number Cleared | 50 | Negligent Manslaughter | 0 | 0 | 0 | 0 | |
| Percent Cleared | 37.31 % | Negligent Vehicular Manslaughter | 0 | 0 | 0 | 0 | |
| Group A Crimes per 100,000 population | 8,821.6 | Kidnapping/Abduction | 1 | 0 | 0 | 0 | |
| | | Forcible Rape | 0 | 0 | 0 | 0 | |
| | | Forcible Sodomy | 0 | 0 | 0 | 0 | |
| | | Sexual Assault W/Object | 0 | 0 | 0 | 0 | |
| | | Forcible Fondling | 0 | 0 | 0 | 0 | |
| | | Incest | 0 | 0 | 0 | 0 | |
| | | Statutory Rape | 1 | 0 | 0 | 0 | |
| | | Aggravated Assault | 14 | 11 | 11 | 0 | |
| | | Simple Assault | 25 | 6 | 5 | 0 | |
| | | Intimidation | 18 | 0 | 0 | 0 | |
| | | Stalking | 0 | 0 | 0 | 0 | |
| | | Commercial Sex Acts | 0 | 0 | 0 | 0 | |
| | | Involuntary Servitude | 0 | 0 | 0 | 0 | |
| Arrest Overview | | | | Crimes Against Property | | | |
| Domestic Violence Victims | | | | Crimes Against Property | | | |
| Offense | | Reported | Cleared | | | | |
| Murder | 0 | 0 | Arson | 0 | 0 | 0 | 0 |
| Aggravated Assault | 9 | 7 | Bribery | 0 | 0 | 0 | 0 |
| Simple Assault | 21 | 6 | Burglary | 8 | 1 | 1 | 0 |
| Intimidation | 9 | 0 | Counterfeiting/Forgery | 0 | 0 | 0 | 0 |
| Stalking | 0 | 0 | Destruction/Damage/Vandalism | 8 | 3 | 1 | 0 |
| Forcible Rape | 0 | 0 | Embezzlement | 0 | 0 | 0 | 0 |
| Forcible Sodomy | 0 | 0 | Extortion/Blackmail | 0 | 0 | 0 | 0 |
| Sexual Assault W/Object | 0 | 0 | Fraud - False Pretenses | 0 | 0 | 0 | 0 |
| Forcible Fondling | 0 | 0 | Fraud - Credit Card/ATM | 1 | 1 | 1 | 0 |
| Incest | 0 | 0 | Fraud - Impersonation | 2 | 1 | 1 | 0 |
| Statutory Rape | 0 | 0 | Fraud - Welfare | 0 | 0 | 0 | 0 |
| Kidnapping/Abduction | 1 | 0 | Fraud - Wire | 0 | 0 | 0 | 0 |
| Commercial Sex Acts | 0 | 0 | Fraud - Identity Theft | 0 | 0 | 0 | 0 |
| Involuntary Servitude | 0 | 0 | Fraud - Computer Hacking/Invasion | 0 | 0 | 0 | 0 |
| Total | 40 | 13 | Robbery | 0 | 0 | 0 | 0 |
| Group B Arrests | | | | Theft - Pocket-picking | | | |
| Offense | | Adult | Juvenile | Theft - Purse Snatching | | | |
| Bad Checks | 0 | 0 | Theft - Shoplifting | | | | |
| Curfew/Vagrancy | 0 | 0 | Theft From Building | | | | |
| Disorderly Conduct | 3 | 0 | Theft From Coin Machine | | | | |
| DUI | 1 | 0 | Theft From Motor Vehicle | | | | |
| Drunkenness | 4 | 0 | Theft of Motor Vehicle Parts | | | | |
| Family-Non Violent | 1 | 0 | Theft - All Other Larceny | | | | |
| Liquor Law Violations | 0 | 0 | Motor Vehicle Theft | | | | |
| Peeping Tom | 0 | 0 | Stolen Property Offenses | | | | |
| Runaway | 0 | 0 | | | | | |
| Trespass | 2 | 0 | | | | | |
| All Other Offenses | 2 | 1 | | | | | |
| Total Group B | 13 | 1 | | | | | |

(*) Offenses are counted using the FBI Units of Count for Crime

(**) The 'Arrests' column shows arrests made for incidents during the selected period, regardless of arrest date. Arrest counts for the same period may change over time.

This report is valid as of May 06, 2019 and is subject to change

Englewood Police Department - NIBRS Agency Crime Overview - 2018

| Crimes Against Society | | | | |
|------------------------------------|------------|-----------|-----------|----------|
| Animal Cruelty | 0 | 0 | 0 | 0 |
| Drug/Narcotic Violations | 15 | 14 | 16 | 0 |
| Drug/Narcotic Equipment Violations | 6 | 6 | 2 | 0 |
| Gambling - Betting/Wagering | 0 | 0 | 0 | 0 |
| Gambling - Operating/Promoting | 0 | 0 | 0 | 0 |
| Gambling - Equipment Violations | 0 | 0 | 0 | 0 |
| Gambling - Sports Tampering | 0 | 0 | 0 | 0 |
| Pornography/Obscene Material | 0 | 0 | 0 | 0 |
| Prostitution | 0 | 0 | 0 | 0 |
| Prostitution Assisting/Promoting | 0 | 0 | 0 | 0 |
| Purchasing Prostitution | 0 | 0 | 0 | 0 |
| Weapon Law Violations | 2 | 2 | 1 | 0 |
| Total Group A Offenses | 134 | 50 | 43 | 0 |

Please go to <https://crimeinsight.tbi.tn.gov/> for additional 2018 data

(*) Offenses are counted using the FBI Units of Count for Crime

(**) The 'Arrests' column shows arrests made for incidents during the selected period, regardless of arrest date. Arrest counts for the same period may change over time.

Erin Police Department - NIBRS Agency Crime Overview - 2018

| 2017 Population Estimate | | 1,280 | | Offenses (*) | | Arrests (**) | |
|---------------------------------------|---------|----------------------------------|-----------------|--------------------------------|---------|--------------|----------|
| | | | | Reported | Cleared | Adult | Juvenile |
| Offense Overview | | | | Group A Offenses | | | |
| Crimes Against Persons | | | | Crimes Against Persons | | | |
| Offense Total | 48 | Murder | 0 | 0 | 0 | 0 | |
| Number Cleared | 30 | Negligent Manslaughter | 0 | 0 | 0 | 0 | |
| Percent Cleared | 62.50 % | Negligent Vehicular Manslaughter | 0 | 0 | 0 | 0 | |
| Group A Crimes per 100,000 population | 3,750.0 | Kidnapping/Abduction | 0 | 0 | 0 | 0 | |
| | | Forcible Rape | 0 | 0 | 0 | 0 | |
| | | Forcible Sodomy | 0 | 0 | 0 | 0 | |
| | | Sexual Assault W/Object | 0 | 0 | 0 | 0 | |
| | | Forcible Fondling | 0 | 0 | 0 | 0 | |
| | | Incest | 0 | 0 | 0 | 0 | |
| | | Statutory Rape | 1 | 0 | 0 | 0 | |
| | | Aggravated Assault | 0 | 0 | 0 | 0 | |
| | | Simple Assault | 2 | 2 | 2 | 0 | |
| | | Intimidation | 2 | 0 | 0 | 0 | |
| | | Stalking | 0 | 0 | 0 | 0 | |
| | | Commercial Sex Acts | 0 | 0 | 0 | 0 | |
| | | Involuntary Servitude | 0 | 0 | 0 | 0 | |
| Arrest Overview | | | | Crimes Against Property | | | |
| Domestic Violence Victims | | | | Crimes Against Property | | | |
| Offense | | Reported | Cleared | Arson | | | |
| Murder | | 0 | 0 | 0 | | | |
| Aggravated Assault | | 0 | 0 | 0 | | | |
| Simple Assault | | 2 | 2 | Burglary | | | |
| Intimidation | | 0 | 0 | 3 | | | |
| Stalking | | 0 | 0 | 1 | | | |
| Forcible Rape | | 0 | 0 | 2 | | | |
| Forcible Sodomy | | 0 | 0 | 2 | | | |
| Sexual Assault W/Object | | 0 | 0 | Destruction/Damage/Vandalism | | | |
| Forcible Fondling | | 0 | 0 | 1 | | | |
| Incest | | 0 | 0 | 1 | | | |
| Statutory Rape | | 0 | 0 | Embezzlement | | | |
| Kidnapping/Abduction | | 0 | 0 | 1 | | | |
| Commercial Sex Acts | | 0 | 0 | Extortion/Blackmail | | | |
| Involuntary Servitude | | 0 | 0 | 0 | | | |
| Total | | 2 | 2 | 0 | | | |
| Group B Arrests | | | | Fraud - False Pretenses | | | |
| Offense | | Adult | Juvenile | 0 | | | |
| Bad Checks | | 0 | 0 | Fraud - Credit Card/ATM | | | |
| Curfew/Vagrancy | | 0 | 0 | 1 | | | |
| Disorderly Conduct | | 4 | 0 | 0 | | | |
| DUI | | 13 | 0 | 0 | | | |
| Drunkenness | | 5 | 0 | 0 | | | |
| Family-Non Violent | | 1 | 0 | 0 | | | |
| Liquor Law Violations | | 9 | 0 | 0 | | | |
| Peeping Tom | | 0 | 0 | 0 | | | |
| Runaway | | 0 | 0 | 0 | | | |
| Trespass | | 4 | 0 | 0 | | | |
| All Other Offenses | | 0 | 0 | 0 | | | |
| Total Group B | | 36 | 0 | 0 | | | |

(*) Offenses are counted using the FBI Units of Count for Crime

(**) The 'Arrests' column shows arrests made for incidents during the selected period, regardless of arrest date. Arrest counts for the same period may change over time.

This report is valid as of May 06, 2019 and is subject to change

Erin Police Department - NIBRS Agency Crime Overview - 2018

| Crimes Against Society | | | | |
|------------------------------------|-----------|-----------|-----------|----------|
| Animal Cruelty | 0 | 0 | 0 | 0 |
| Drug/Narcotic Violations | 13 | 13 | 13 | 1 |
| Drug/Narcotic Equipment Violations | 6 | 6 | 1 | 1 |
| Gambling - Betting/Wagering | 0 | 0 | 0 | 0 |
| Gambling - Operating/Promoting | 0 | 0 | 0 | 0 |
| Gambling - Equipment Violations | 0 | 0 | 0 | 0 |
| Gambling - Sports Tampering | 0 | 0 | 0 | 0 |
| Pornography/Obscene Material | 0 | 0 | 0 | 0 |
| Prostitution | 0 | 0 | 0 | 0 |
| Prostitution Assisting/Promoting | 0 | 0 | 0 | 0 |
| Purchasing Prostitution | 0 | 0 | 0 | 0 |
| Weapon Law Violations | 3 | 3 | 1 | 1 |
| Total Group A Offenses | 48 | 30 | 23 | 3 |

(*) Offenses are counted using the FBI Units of Count for Crime

(**) The 'Arrests' column shows arrests made for incidents during the selected period, regardless of arrest date. Arrest counts for the same period may change over time.

Erwin Police Department - NIBRS Agency Crime Overview - 2018

| 2017 Population Estimate | 5,869 | Offenses (*) | | Arrests (**) | | |
|---------------------------------------|-----------------|-----------------------------------|---------|--------------|----------|---|
| | | Reported | Cleared | Adult | Juvenile | |
| Offense Overview | | Group A Offenses | | | | |
| Crimes Against Persons | | Crimes Against Persons | | | | |
| Offense Total | 335 | Murder | 0 | 0 | 0 | 0 |
| Number Cleared | 184 | Negligent Manslaughter | 0 | 0 | 0 | 0 |
| Percent Cleared | 54.93 % | Negligent Vehicular Manslaughter | 0 | 0 | 0 | 0 |
| Group A Crimes per 100,000 population | 5,708.0 | Kidnapping/Abduction | 1 | 1 | 1 | 0 |
| | | Forcible Rape | 2 | 2 | 1 | 0 |
| | | Forcible Sodomy | 0 | 0 | 0 | 0 |
| | | Sexual Assault W/Object | 0 | 0 | 0 | 0 |
| | | Forcible Fondling | 4 | 4 | 4 | 0 |
| | | Incest | 0 | 0 | 0 | 0 |
| | | Statutory Rape | 1 | 1 | 1 | 0 |
| | | Aggravated Assault | 14 | 12 | 7 | 1 |
| | | Simple Assault | 64 | 49 | 24 | 5 |
| | | Intimidation | 52 | 7 | 3 | 0 |
| | | Stalking | 6 | 1 | 1 | 0 |
| | | Commercial Sex Acts | 0 | 0 | 0 | 0 |
| | | Involuntary Servitude | 0 | 0 | 0 | 0 |
| | | Crimes Against Property | | | | |
| | | Arson | 1 | 0 | 0 | 0 |
| | | Bribery | 0 | 0 | 0 | 0 |
| | | Burglary | 7 | 2 | 2 | 0 |
| | | Counterfeiting/Forgery | 2 | 2 | 2 | 0 |
| | | Destruction/Damage/Vandalism | 42 | 15 | 7 | 5 |
| | | Embezzlement | 1 | 1 | 1 | 0 |
| | | Extortion/Blackmail | 1 | 0 | 0 | 0 |
| | | Fraud - False Pretenses | 5 | 3 | 3 | 0 |
| | | Fraud - Credit Card/ATM | 6 | 2 | 1 | 0 |
| | | Fraud - Impersonation | 1 | 0 | 0 | 0 |
| | | Fraud - Welfare | 0 | 0 | 0 | 0 |
| | | Fraud - Wire | 0 | 0 | 0 | 0 |
| | | Fraud - Identity Theft | 0 | 0 | 0 | 0 |
| | | Fraud - Computer Hacking/Invasion | 0 | 0 | 0 | 0 |
| | | Robbery | 1 | 1 | 2 | 0 |
| | | Theft - Pocket-picking | 0 | 0 | 0 | 0 |
| | | Theft - Purse Snatching | 0 | 0 | 0 | 0 |
| | | Theft - Shoplifting | 2 | 2 | 1 | 0 |
| | | Theft From Building | 20 | 4 | 2 | 0 |
| | | Theft From Coin Machine | 0 | 0 | 0 | 0 |
| | | Theft From Motor Vehicle | 12 | 4 | 4 | 0 |
| | | Theft of Motor Vehicle Parts | 1 | 0 | 0 | 0 |
| | | Theft - All Other Larceny | 17 | 5 | 5 | 0 |
| | | Motor Vehicle Theft | 13 | 7 | 7 | 0 |
| | | Stolen Property Offenses | 1 | 1 | 0 | 0 |
| Domestic Violence Victims | | Crimes Against Property | | | | |
| Offense | Reported | Cleared | | | | |
| Murder | 0 | 0 | | | | |
| Aggravated Assault | 6 | 6 | | | | |
| Simple Assault | 38 | 34 | | | | |
| Intimidation | 9 | 3 | | | | |
| Stalking | 0 | 0 | | | | |
| Forcible Rape | 2 | 2 | | | | |
| Forcible Sodomy | 0 | 0 | | | | |
| Sexual Assault W/Object | 0 | 0 | | | | |
| Forcible Fondling | 1 | 1 | | | | |
| Incest | 0 | 0 | | | | |
| Statutory Rape | 0 | 0 | | | | |
| Kidnapping/Abduction | 1 | 1 | | | | |
| Commercial Sex Acts | 0 | 0 | | | | |
| Involuntary Servitude | 0 | 0 | | | | |
| Total | 57 | 47 | | | | |
| Group B Arrests | | Crimes Against Property | | | | |
| Offense | Adult | Juvenile | | | | |
| Bad Checks | 0 | 0 | | | | |
| Curfew/Vagrancy | 0 | 0 | | | | |
| Disorderly Conduct | 2 | 0 | | | | |
| DUI | 29 | 0 | | | | |
| Drunkenness | 31 | 3 | | | | |
| Family-Non Violent | 4 | 0 | | | | |
| Liquor Law Violations | 2 | 1 | | | | |
| Peeping Tom | 0 | 0 | | | | |
| Runaway | 0 | 0 | | | | |
| Trespass | 11 | 0 | | | | |
| All Other Offenses | 23 | 2 | | | | |
| Total Group B | 102 | 6 | | | | |

(*) Offenses are counted using the FBI Units of Count for Crime

(**) The 'Arrests' column shows arrests made for incidents during the selected period, regardless of arrest date. Arrest counts for the same period may change over time.

This report is valid as of May 06, 2019 and is subject to change

Erwin Police Department - NIBRS Agency Crime Overview - 2018

| Crimes Against Society | | | | |
|------------------------------------|------------|------------|------------|-----------|
| Animal Cruelty | 1 | 1 | 0 | 0 |
| Drug/Narcotic Violations | 30 | 30 | 27 | 1 |
| Drug/Narcotic Equipment Violations | 23 | 23 | 17 | 0 |
| Gambling - Betting/Wagering | 0 | 0 | 0 | 0 |
| Gambling - Operating/Promoting | 0 | 0 | 0 | 0 |
| Gambling - Equipment Violations | 0 | 0 | 0 | 0 |
| Gambling - Sports Tampering | 0 | 0 | 0 | 0 |
| Pornography/Obscene Material | 0 | 0 | 0 | 0 |
| Prostitution | 0 | 0 | 0 | 0 |
| Prostitution Assisting/Promoting | 0 | 0 | 0 | 0 |
| Purchasing Prostitution | 0 | 0 | 0 | 0 |
| Weapon Law Violations | 4 | 4 | 2 | 0 |
| Total Group A Offenses | 335 | 184 | 125 | 12 |

(*) Offenses are counted using the FBI Units of Count for Crime

(**) The 'Arrests' column shows arrests made for incidents during the selected period, regardless of arrest date. Arrest counts for the same period may change over time.

Estill Springs Police Department - NIBRS Agency Crime Overview - 2018

| 2017 Population Estimate | 2,011 | Offenses (*) | | Arrests (**) | | | |
|---------------------------------------|-----------------|----------------------------------|-----------------------------------|--------------|----------|---|---|
| | | Reported | Cleared | Adult | Juvenile | | |
| Offense Overview | | Group A Offenses | | | | | |
| Crimes Against Persons | | | | | | | |
| Offense Total | 179 | Murder | 0 | 0 | 0 | 0 | |
| Number Cleared | 131 | Negligent Manslaughter | 0 | 0 | 0 | 0 | |
| Percent Cleared | 73.18 % | Negligent Vehicular Manslaughter | 0 | 0 | 0 | 0 | |
| Group A Crimes per 100,000 population | 8,901.0 | Kidnapping/Abduction | 1 | 1 | 0 | 0 | |
| | | Forcible Rape | 0 | 0 | 0 | 0 | |
| | | Forcible Sodomy | 0 | 0 | 0 | 0 | |
| | | Sexual Assault W/Object | 0 | 0 | 0 | 0 | |
| Arrest Overview | | Forcible Fondling | 0 | 0 | 0 | 0 | |
| Total Arrests | 133 | Incest | 0 | 0 | 0 | 0 | |
| Adult Arrests | 128 | Statutory Rape | 0 | 0 | 0 | 0 | |
| Juvenile Arrests | 5 | Aggravated Assault | 15 | 12 | 9 | 0 | |
| Unknown Age | 0 | Simple Assault | 27 | 23 | 19 | 0 | |
| Arrests per 100,000 population | 6,613.6 | Intimidation | 6 | 1 | 1 | 0 | |
| | | Stalking | 2 | 2 | 1 | 0 | |
| | | Commercial Sex Acts | 0 | 0 | 0 | 0 | |
| Average number offenses/incident | 1.35 | Involuntary Servitude | 0 | 0 | 0 | 0 | |
| Domestic Violence Victims | | Crimes Against Property | | | | | |
| Offense | Reported | Cleared | | | | | |
| Murder | 0 | 0 | Arson | 0 | 0 | 0 | 0 |
| Aggravated Assault | 9 | 8 | Bribery | 0 | 0 | 0 | 0 |
| Simple Assault | 22 | 21 | Burglary | 3 | 0 | 0 | 0 |
| Intimidation | 4 | 1 | Counterfeiting/Forgery | 3 | 2 | 1 | 0 |
| Stalking | 2 | 2 | Destruction/Damage/Vandalism | 9 | 5 | 2 | 0 |
| Forcible Rape | 0 | 0 | Embezzlement | 2 | 2 | 1 | 0 |
| Forcible Sodomy | 0 | 0 | Extortion/Blackmail | 0 | 0 | 0 | 0 |
| Sexual Assault W/Object | 0 | 0 | Fraud - False Pretenses | 0 | 0 | 0 | 0 |
| Forcible Fondling | 0 | 0 | Fraud - Credit Card/ATM | 2 | 0 | 0 | 0 |
| Incest | 0 | 0 | Fraud - Impersonation | 1 | 1 | 1 | 0 |
| Statutory Rape | 0 | 0 | Fraud - Welfare | 0 | 0 | 0 | 0 |
| Kidnapping/Abduction | 1 | 1 | Fraud - Wire | 2 | 0 | 0 | 0 |
| Commercial Sex Acts | 0 | 0 | Fraud - Identity Theft | 0 | 0 | 0 | 0 |
| Involuntary Servitude | 0 | 0 | Fraud - Computer Hacking/Invasion | 0 | 0 | 0 | 0 |
| Total | 38 | 33 | Robbery | 1 | 0 | 0 | 0 |
| | | | Theft - Pocket-picking | 0 | 0 | 0 | 0 |
| Group B Arrests | | | Theft - Purse Snatching | 0 | 0 | 0 | 0 |
| Offense | Adult | Juvenile | Theft - Shoplifting | 5 | 3 | 3 | 0 |
| Bad Checks | 0 | 0 | Theft From Building | 7 | 2 | 0 | 0 |
| Curfew/Vagrancy | 0 | 1 | Theft From Coin Machine | 0 | 0 | 0 | 0 |
| Disorderly Conduct | 3 | 0 | Theft From Motor Vehicle | 1 | 0 | 0 | 0 |
| DUI | 16 | 0 | Theft of Motor Vehicle Parts | 0 | 0 | 0 | 0 |
| Drunkenness | 11 | 0 | Theft - All Other Larceny | 13 | 1 | 0 | 0 |
| Family-Non Violent | 0 | 0 | Motor Vehicle Theft | 3 | 0 | 0 | 0 |
| Liquor Law Violations | 1 | 0 | Stolen Property Offenses | 0 | 0 | 0 | 0 |
| Peeping Tom | 0 | 0 | | | | | |
| Runaway | 0 | 0 | | | | | |
| Trespass | 0 | 0 | | | | | |
| All Other Offenses | 14 | 2 | | | | | |
| Total Group B | 45 | 3 | | | | | |

(*) Offenses are counted using the FBI Units of Count for Crime

(**) The 'Arrests' column shows arrests made for incidents during the selected period, regardless of arrest date. Arrest counts for the same period may change over time.

This report is valid as of May 06, 2019 and is subject to change

Estill Springs Police Department - NIBRS Agency Crime Overview - 2018

| Crimes Against Society | | | | |
|------------------------------------|------------|------------|-----------|----------|
| Animal Cruelty | 0 | 0 | 0 | 0 |
| Drug/Narcotic Violations | 34 | 34 | 29 | 2 |
| Drug/Narcotic Equipment Violations | 36 | 36 | 13 | 0 |
| Gambling - Betting/Wagering | 0 | 0 | 0 | 0 |
| Gambling - Operating/Promoting | 0 | 0 | 0 | 0 |
| Gambling - Equipment Violations | 0 | 0 | 0 | 0 |
| Gambling - Sports Tampering | 0 | 0 | 0 | 0 |
| Pornography/Obscene Material | 0 | 0 | 0 | 0 |
| Prostitution | 0 | 0 | 0 | 0 |
| Prostitution Assisting/Promoting | 0 | 0 | 0 | 0 |
| Purchasing Prostitution | 0 | 0 | 0 | 0 |
| Weapon Law Violations | 6 | 6 | 3 | 0 |
| Total Group A Offenses | 179 | 131 | 83 | 2 |

(*) Offenses are counted using the FBI Units of Count for Crime

(**) The 'Arrests' column shows arrests made for incidents during the selected period, regardless of arrest date. Arrest counts for the same period may change over time.

Ethridge Police Department - NIBRS Agency Crime Overview - 2018

| 2017 Population Estimate | | 480 | | Offenses (*) | | Arrests (**) | |
|---------------------------------------|----------|-----------------------------------|-----------------|--------------------------------|---------|--------------|----------|
| | | | | Reported | Cleared | Adult | Juvenile |
| Offense Overview | | | | Group A Offenses | | | |
| | | | | Crimes Against Persons | | | |
| Offense Total | 45 | Murder | 0 | 0 | 0 | 0 | |
| Number Cleared | 26 | Negligent Manslaughter | 0 | 0 | 0 | 0 | |
| Percent Cleared | 57.78 % | Negligent Vehicular Manslaughter | 0 | 0 | 0 | 0 | |
| Group A Crimes per 100,000 population | 9,375.0 | Kidnapping/Abduction | 0 | 0 | 0 | 0 | |
| | | Forcible Rape | 0 | 0 | 0 | 0 | |
| | | Forcible Sodomy | 0 | 0 | 0 | 0 | |
| | | Sexual Assault W/Object | 0 | 0 | 0 | 0 | |
| | | Forcible Fondling | 0 | 0 | 0 | 0 | |
| | | Incest | 0 | 0 | 0 | 0 | |
| | | Statutory Rape | 0 | 0 | 0 | 0 | |
| | | Aggravated Assault | 2 | 2 | 3 | 0 | |
| | | Simple Assault | 3 | 0 | 0 | 0 | |
| | | Intimidation | 0 | 0 | 0 | 0 | |
| | | Stalking | 0 | 0 | 0 | 0 | |
| | | Commercial Sex Acts | 0 | 0 | 0 | 0 | |
| | | Involuntary Servitude | 0 | 0 | 0 | 0 | |
| Arrest Overview | | | | Crimes Against Property | | | |
| | | | | Arson | | | |
| Total Arrests | 26 | Bribery | 0 | 0 | 0 | 0 | |
| Adult Arrests | 26 | Burglary | 4 | 0 | 0 | 0 | |
| Juvenile Arrests | 0 | Counterfeiting/Forgery | 1 | 1 | 0 | 0 | |
| Unknown Age | 0 | Destruction/Damage/Vandalism | 1 | 0 | 0 | 0 | |
| Arrests per 100,000 population | 5,416.7 | Embezzlement | 0 | 0 | 0 | 0 | |
| | | Extortion/Blackmail | 0 | 0 | 0 | 0 | |
| | | Fraud - False Pretenses | 0 | 0 | 0 | 0 | |
| | | Fraud - Credit Card/ATM | 1 | 0 | 0 | 0 | |
| | | Fraud - Impersonation | 0 | 0 | 0 | 0 | |
| | | Fraud - Welfare | 0 | 0 | 0 | 0 | |
| | | Fraud - Wire | 0 | 0 | 0 | 0 | |
| | | Fraud - Identity Theft | 0 | 0 | 0 | 0 | |
| | | Fraud - Computer Hacking/Invasion | 0 | 0 | 0 | 0 | |
| | | Robbery | 0 | 0 | 0 | 0 | |
| | | Theft - Pocket-picking | 0 | 0 | 0 | 0 | |
| | | Theft - Purse Snatching | 0 | 0 | 0 | 0 | |
| | | Theft - Shoplifting | 0 | 0 | 0 | 0 | |
| | | Theft From Building | 1 | 0 | 0 | 0 | |
| | | Theft From Coin Machine | 0 | 0 | 0 | 0 | |
| | | Theft From Motor Vehicle | 1 | 0 | 0 | 0 | |
| | | Theft of Motor Vehicle Parts | 1 | 0 | 0 | 0 | |
| | | Theft - All Other Larceny | 3 | 0 | 0 | 0 | |
| | | Motor Vehicle Theft | 2 | 1 | 1 | 0 | |
| | | Stolen Property Offenses | 0 | 0 | 0 | 0 | |
| Domestic Violence Victims | | | | | | | |
| Offense | | Reported | Cleared | | | | |
| Murder | 0 | 0 | | | | | |
| Aggravated Assault | 0 | 0 | | | | | |
| Simple Assault | 2 | 0 | | | | | |
| Intimidation | 0 | 0 | | | | | |
| Stalking | 0 | 0 | | | | | |
| Forcible Rape | 0 | 0 | | | | | |
| Forcible Sodomy | 0 | 0 | | | | | |
| Sexual Assault W/Object | 0 | 0 | | | | | |
| Forcible Fondling | 0 | 0 | | | | | |
| Incest | 0 | 0 | | | | | |
| Statutory Rape | 0 | 0 | | | | | |
| Kidnapping/Abduction | 0 | 0 | | | | | |
| Commercial Sex Acts | 0 | 0 | | | | | |
| Involuntary Servitude | 0 | 0 | | | | | |
| Total | 2 | 0 | | | | | |
| Group B Arrests | | | | | | | |
| Offense | | Adult | Juvenile | | | | |
| Bad Checks | 0 | 0 | | | | | |
| Curfew/Vagrancy | 0 | 0 | | | | | |
| Disorderly Conduct | 1 | 0 | | | | | |
| DUI | 1 | 0 | | | | | |
| Drunkenness | 1 | 0 | | | | | |
| Family-Non Violent | 0 | 0 | | | | | |
| Liquor Law Violations | 0 | 0 | | | | | |
| Peeping Tom | 0 | 0 | | | | | |
| Runaway | 0 | 0 | | | | | |
| Trespass | 0 | 0 | | | | | |
| All Other Offenses | 0 | 0 | | | | | |
| Total Group B | 3 | 0 | | | | | |

(*) Offenses are counted using the FBI Units of Count for Crime

(**) The 'Arrests' column shows arrests made for incidents during the selected period, regardless of arrest date. Arrest counts for the same period may change over time.

This report is valid as of May 06, 2019 and is subject to change

Ethridge Police Department - NIBRS Agency Crime Overview - 2018

| Crimes Against Society | | | | |
|------------------------------------|-----------|-----------|-----------|----------|
| Animal Cruelty | 0 | 0 | 0 | 0 |
| Drug/Narcotic Violations | 13 | 12 | 16 | 0 |
| Drug/Narcotic Equipment Violations | 11 | 9 | 2 | 0 |
| Gambling - Betting/Wagering | 0 | 0 | 0 | 0 |
| Gambling - Operating/Promoting | 0 | 0 | 0 | 0 |
| Gambling - Equipment Violations | 0 | 0 | 0 | 0 |
| Gambling - Sports Tampering | 0 | 0 | 0 | 0 |
| Pornography/Obscene Material | 0 | 0 | 0 | 0 |
| Prostitution | 0 | 0 | 0 | 0 |
| Prostitution Assisting/Promoting | 0 | 0 | 0 | 0 |
| Purchasing Prostitution | 0 | 0 | 0 | 0 |
| Weapon Law Violations | 1 | 1 | 1 | 0 |
| Total Group A Offenses | 45 | 26 | 23 | 0 |

(*) Offenses are counted using the FBI Units of Count for Crime

(**) The 'Arrests' column shows arrests made for incidents during the selected period, regardless of arrest date. Arrest counts for the same period may change over time.

Etowah Police Department - NIBRS Agency Crime Overview - 2018

| 2017 Population Estimate | | 3,463 | | Offenses (*) | | Arrests (**) | |
|---------------------------------------|-----------------|----------------------------------|-----------------------------------|--------------------------------|---------|--------------|----------|
| | | | | Reported | Cleared | Adult | Juvenile |
| Offense Overview | | | | Group A Offenses | | | |
| Crimes Against Persons | | | | Crimes Against Persons | | | |
| Offense Total | 252 | Murder | 0 | 0 | 0 | 0 | |
| Number Cleared | 198 | Negligent Manslaughter | 0 | 0 | 0 | 0 | |
| Percent Cleared | 78.57 % | Negligent Vehicular Manslaughter | 0 | 0 | 0 | 0 | |
| Group A Crimes per 100,000 population | 7,276.9 | Kidnapping/Abduction | 5 | 5 | 1 | 0 | |
| | | Forcible Rape | 1 | 0 | 0 | 0 | |
| | | Forcible Sodomy | 0 | 0 | 0 | 0 | |
| | | Sexual Assault W/Object | 0 | 0 | 0 | 0 | |
| | | Forcible Fondling | 0 | 0 | 0 | 0 | |
| | | Incest | 0 | 0 | 0 | 0 | |
| | | Statutory Rape | 0 | 0 | 0 | 0 | |
| | | Aggravated Assault | 16 | 16 | 9 | 0 | |
| | | Simple Assault | 38 | 34 | 28 | 0 | |
| | | Intimidation | 7 | 5 | 0 | 0 | |
| | | Stalking | 1 | 0 | 0 | 0 | |
| | | Commercial Sex Acts | 0 | 0 | 0 | 0 | |
| | | Involuntary Servitude | 0 | 0 | 0 | 0 | |
| | | Average number offenses/incident | 1.34 | | | | |
| Domestic Violence Victims | | | | Crimes Against Property | | | |
| Offense | Reported | Cleared | | | | | |
| Murder | 0 | 0 | Arson | 1 | 0 | 0 | |
| Aggravated Assault | 8 | 8 | Bribery | 0 | 0 | 0 | |
| Simple Assault | 30 | 28 | Burglary | 7 | 3 | 2 | |
| Intimidation | 5 | 5 | Counterfeiting/Forgery | 5 | 4 | 1 | |
| Stalking | 0 | 0 | Destruction/Damage/Vandalism | 28 | 15 | 6 | |
| Forcible Rape | 1 | 0 | Embezzlement | 0 | 0 | 0 | |
| Forcible Sodomy | 0 | 0 | Extortion/Blackmail | 0 | 0 | 0 | |
| Sexual Assault W/Object | 0 | 0 | Fraud - False Pretenses | 2 | 2 | 1 | |
| Forcible Fondling | 0 | 0 | Fraud - Credit Card/ATM | 3 | 3 | 3 | |
| Incest | 0 | 0 | Fraud - Impersonation | 5 | 5 | 4 | |
| Statutory Rape | 0 | 0 | Fraud - Welfare | 0 | 0 | 0 | |
| Kidnapping/Abduction | 4 | 4 | Fraud - Wire | 0 | 0 | 0 | |
| Commercial Sex Acts | 0 | 0 | Fraud - Identity Theft | 1 | 1 | 0 | |
| Involuntary Servitude | 0 | 0 | Fraud - Computer Hacking/Invasion | 0 | 0 | 0 | |
| Total | 48 | 45 | Robbery | 0 | 0 | 0 | |
| | | | Theft - Pocket-picking | 0 | 0 | 0 | |
| | | | Theft - Purse Snatching | 0 | 0 | 0 | |
| | | | Theft - Shoplifting | 5 | 5 | 3 | |
| | | | Theft From Building | 10 | 5 | 3 | |
| | | | Theft From Coin Machine | 0 | 0 | 0 | |
| | | | Theft From Motor Vehicle | 5 | 2 | 2 | |
| | | | Theft of Motor Vehicle Parts | 1 | 1 | 1 | |
| | | | Theft - All Other Larceny | 14 | 5 | 1 | |
| | | | Motor Vehicle Theft | 10 | 4 | 3 | |
| | | | Stolen Property Offenses | 2 | 2 | 1 | |
| | | | | | | 0 | |
| Group B Arrests | | | | | | | |
| Offense | Adult | Juvenile | | | | | |
| Bad Checks | 0 | 0 | | | | | |
| Curfew/Vagrancy | 0 | 0 | | | | | |
| Disorderly Conduct | 3 | 0 | | | | | |
| DUI | 11 | 0 | | | | | |
| Drunkenness | 15 | 0 | | | | | |
| Family-Non Violent | 1 | 0 | | | | | |
| Liquor Law Violations | 0 | 0 | | | | | |
| Peeping Tom | 0 | 0 | | | | | |
| Runaway | 0 | 0 | | | | | |
| Trespass | 3 | 0 | | | | | |
| All Other Offenses | 4 | 0 | | | | | |
| Total Group B | 37 | 0 | | | | | |

(*) Offenses are counted using the FBI Units of Count for Crime

(**) The 'Arrests' column shows arrests made for incidents during the selected period, regardless of arrest date. Arrest counts for the same period may change over time.

This report is valid as of May 06, 2019 and is subject to change

Etowah Police Department - NIBRS Agency Crime Overview - 2018

| Crimes Against Society | | | | |
|------------------------------------|------------|------------|------------|----------|
| Animal Cruelty | 2 | 2 | 1 | 0 |
| Drug/Narcotic Violations | 49 | 47 | 45 | 2 |
| Drug/Narcotic Equipment Violations | 25 | 23 | 3 | 0 |
| Gambling - Betting/Wagering | 0 | 0 | 0 | 0 |
| Gambling - Operating/Promoting | 0 | 0 | 0 | 0 |
| Gambling - Equipment Violations | 0 | 0 | 0 | 0 |
| Gambling - Sports Tampering | 0 | 0 | 0 | 0 |
| Pornography/Obscene Material | 0 | 0 | 0 | 0 |
| Prostitution | 1 | 1 | 1 | 0 |
| Prostitution Assisting/Promoting | 0 | 0 | 0 | 0 |
| Purchasing Prostitution | 1 | 1 | 1 | 0 |
| Weapon Law Violations | 7 | 7 | 1 | 0 |
| Total Group A Offenses | 252 | 198 | 121 | 5 |

(*) Offenses are counted using the FBI Units of Count for Crime

(**) The 'Arrests' column shows arrests made for incidents during the selected period, regardless of arrest date. Arrest counts for the same period may change over time.

Fairview Police Department - NIBRS Agency Crime Overview - 2018

| 2017 Population Estimate | | 8,763 | | Offenses (*) | | Arrests (**) | |
|---------------------------------------|------------|----------------------------------|-----------------------------------|-------------------------|---------|--------------|----------|
| Offense Overview | | Group A Offenses | | Reported | Cleared | Adult | Juvenile |
| | | Crimes Against Persons | | | | | |
| Offense Total | 631 | Murder | | 0 | 0 | 0 | 0 |
| Number Cleared | 468 | Negligent Manslaughter | | 1 | 0 | 0 | 0 |
| Percent Cleared | 74.17 % | Negligent Vehicular Manslaughter | | 0 | 0 | 0 | 0 |
| Group A Crimes per 100,000 population | 7,200.7 | Kidnapping/Abduction | | 0 | 0 | 0 | 0 |
| | | Forcible Rape | | 2 | 0 | 0 | 0 |
| | | Forcible Sodomy | | 0 | 0 | 0 | 0 |
| | | Sexual Assault W/Object | | 0 | 0 | 0 | 0 |
| | | Forcible Fondling | | 0 | 0 | 0 | 0 |
| | | Incest | | 0 | 0 | 0 | 0 |
| | | Statutory Rape | | 0 | 0 | 0 | 0 |
| | | Aggravated Assault | | 14 | 14 | 8 | 2 |
| | | Simple Assault | | 69 | 49 | 38 | 0 |
| | | Intimidation | | 22 | 6 | 6 | 0 |
| | | Stalking | | 6 | 4 | 2 | 0 |
| | | Commercial Sex Acts | | 0 | 0 | 0 | 0 |
| | | Involuntary Servitude | | 0 | 0 | 0 | 0 |
| | | Average number offenses/incident | 1.35 | | | | |
| Domestic Violence Victims | | | | Crimes Against Property | | | |
| Offense | Reported | Cleared | | | | | |
| Murder | 0 | 0 | Arson | 0 | 0 | 0 | 0 |
| Aggravated Assault | 5 | 5 | Bribery | 0 | 0 | 0 | 0 |
| Simple Assault | 45 | 33 | Burglary | 22 | 4 | 1 | 0 |
| Intimidation | 3 | 1 | Counterfeiting/Forgery | 14 | 5 | 0 | 1 |
| Stalking | 0 | 0 | Destruction/Damage/Vandalism | 37 | 14 | 8 | 2 |
| Forcible Rape | 0 | 0 | Embezzlement | 2 | 2 | 0 | 0 |
| Forcible Sodomy | 0 | 0 | Extortion/Blackmail | 0 | 0 | 0 | 0 |
| Sexual Assault W/Object | 0 | 0 | Fraud - False Pretenses | 3 | 2 | 1 | 0 |
| Forcible Fondling | 0 | 0 | Fraud - Credit Card/ATM | 5 | 1 | 1 | 0 |
| Incest | 0 | 0 | Fraud - Impersonation | 5 | 5 | 3 | 0 |
| Statutory Rape | 0 | 0 | Fraud - Welfare | 0 | 0 | 0 | 0 |
| Kidnapping/Abduction | 0 | 0 | Fraud - Wire | 0 | 0 | 0 | 0 |
| Commercial Sex Acts | 0 | 0 | Fraud - Identity Theft | 1 | 0 | 0 | 0 |
| Involuntary Servitude | 0 | 0 | Fraud - Computer Hacking/Invasion | 0 | 0 | 0 | 0 |
| Total | 53 | 39 | Robbery | 0 | 0 | 0 | 0 |
| | | | Theft - Pocket-picking | 1 | 0 | 0 | 0 |
| | | | Theft - Purse Snatching | 2 | 1 | 1 | 0 |
| | | | Theft - Shoplifting | 21 | 13 | 17 | 0 |
| | | | Theft From Building | 9 | 5 | 2 | 0 |
| | | | Theft From Coin Machine | 0 | 0 | 0 | 0 |
| | | | Theft From Motor Vehicle | 15 | 1 | 1 | 0 |
| | | | Theft of Motor Vehicle Parts | 1 | 0 | 0 | 0 |
| | | | Theft - All Other Larceny | 25 | 9 | 14 | 1 |
| | | | Motor Vehicle Theft | 15 | 8 | 7 | 0 |
| | | | Stolen Property Offenses | 6 | 4 | 0 | 0 |
| Group B Arrests | | | | | | | |
| Offense | Adult | Juvenile | | | | | |
| Bad Checks | 0 | 0 | | | | | |
| Curfew/Vagrancy | 0 | 0 | | | | | |
| Disorderly Conduct | 2 | 0 | | | | | |
| DUI | 33 | 0 | | | | | |
| Drunkenness | 10 | 0 | | | | | |
| Family-Non Violent | 0 | 0 | | | | | |
| Liquor Law Violations | 10 | 0 | | | | | |
| Peeping Tom | 0 | 0 | | | | | |
| Runaway | 0 | 0 | | | | | |
| Trespass | 6 | 0 | | | | | |
| All Other Offenses | 406 | 10 | | | | | |
| Total Group B | 467 | 10 | | | | | |

(*) Offenses are counted using the FBI Units of Count for Crime

(**) The 'Arrests' column shows arrests made for incidents during the selected period, regardless of arrest date. Arrest counts for the same period may change over time.

This report is valid as of May 06, 2019 and is subject to change

Fairview Police Department - NIBRS Agency Crime Overview - 2018

| Crimes Against Society | | | | |
|------------------------------------|------------|------------|------------|----------|
| Animal Cruelty | 2 | 2 | 2 | 0 |
| Drug/Narcotic Violations | 171 | 165 | 174 | 2 |
| Drug/Narcotic Equipment Violations | 146 | 141 | 48 | 1 |
| Gambling - Betting/Wagering | 0 | 0 | 0 | 0 |
| Gambling - Operating/Promoting | 0 | 0 | 0 | 0 |
| Gambling - Equipment Violations | 0 | 0 | 0 | 0 |
| Gambling - Sports Tampering | 0 | 0 | 0 | 0 |
| Pornography/Obscene Material | 1 | 1 | 1 | 0 |
| Prostitution | 0 | 0 | 0 | 0 |
| Prostitution Assisting/Promoting | 0 | 0 | 0 | 0 |
| Purchasing Prostitution | 0 | 0 | 0 | 0 |
| Weapon Law Violations | 13 | 12 | 5 | 0 |
| Total Group A Offenses | 631 | 468 | 340 | 9 |

(*) Offenses are counted using the FBI Units of Count for Crime

(**) The 'Arrests' column shows arrests made for incidents during the selected period, regardless of arrest date. Arrest counts for the same period may change over time.

Fayetteville Police Department - NIBRS Agency Crime Overview - 2018

| 2017 Population Estimate | | 6,993 | | Offenses (*) | | Arrests (**) | |
|---------------------------------------|------------|----------------------------------|-----------------------------------|-------------------------|---------|--------------|----------|
| Offense Overview | | Crimes Against Persons | | Reported | Cleared | Adult | Juvenile |
| Offense Total | 970 | Murder | | 0 | 0 | 0 | 0 |
| Number Cleared | 502 | Negligent Manslaughter | | 0 | 0 | 0 | 0 |
| Percent Cleared | 51.75 % | Negligent Vehicular Manslaughter | | 0 | 0 | 0 | 0 |
| Group A Crimes per 100,000 population | 13,871.0 | Kidnapping/Abduction | | 3 | 2 | 2 | 0 |
| | | Forcible Rape | | 1 | 1 | 0 | 0 |
| | | Forcible Sodomy | | 0 | 0 | 0 | 0 |
| | | Sexual Assault W/Object | | 1 | 0 | 0 | 0 |
| | | Forcible Fondling | | 7 | 1 | 0 | 0 |
| | | Incest | | 0 | 0 | 0 | 0 |
| | | Statutory Rape | | 0 | 0 | 0 | 0 |
| | | Aggravated Assault | | 51 | 33 | 25 | 0 |
| | | Simple Assault | | 171 | 118 | 50 | 7 |
| | | Intimidation | | 84 | 36 | 7 | 2 |
| | | Stalking | | 2 | 1 | 1 | 0 |
| | | Commercial Sex Acts | | 0 | 0 | 0 | 0 |
| | | Involuntary Servitude | | 0 | 0 | 0 | 0 |
| | | Average number offenses/incident | 1.20 | | | | |
| Domestic Violence Victims | | | | Crimes Against Property | | | |
| Offense | Reported | Cleared | | | | | |
| Murder | 0 | 0 | Arson | 0 | 0 | 0 | 0 |
| Aggravated Assault | 27 | 21 | Bribery | 0 | 0 | 0 | 0 |
| Simple Assault | 91 | 67 | Burglary | 44 | 8 | 4 | 0 |
| Intimidation | 20 | 12 | Counterfeiting/Forgery | 23 | 2 | 2 | 0 |
| Stalking | 1 | 1 | Destruction/Damage/Vandalism | 82 | 19 | 11 | 1 |
| Forcible Rape | 0 | 0 | Embezzlement | 5 | 1 | 1 | 0 |
| Forcible Sodomy | 0 | 0 | Extortion/Blackmail | 2 | 0 | 0 | 0 |
| Sexual Assault W/Object | 0 | 0 | Fraud - False Pretenses | 36 | 7 | 7 | 0 |
| Forcible Fondling | 2 | 0 | Fraud - Credit Card/ATM | 18 | 8 | 10 | 0 |
| Incest | 0 | 0 | Fraud - Impersonation | 3 | 2 | 1 | 0 |
| Statutory Rape | 0 | 0 | Fraud - Welfare | 0 | 0 | 0 | 0 |
| Kidnapping/Abduction | 3 | 2 | Fraud - Wire | 2 | 0 | 0 | 0 |
| Commercial Sex Acts | 0 | 0 | Fraud - Identity Theft | 1 | 0 | 0 | 0 |
| Involuntary Servitude | 0 | 0 | Fraud - Computer Hacking/Invasion | 2 | 0 | 0 | 0 |
| Total | 144 | 103 | Robbery | 6 | 0 | 0 | 0 |
| | | | Theft - Pocket-picking | 0 | 0 | 0 | 0 |
| | | | Theft - Purse Snatching | 0 | 0 | 0 | 0 |
| | | | Theft - Shoplifting | 67 | 33 | 28 | 2 |
| | | | Theft From Building | 45 | 8 | 4 | 1 |
| | | | Theft From Coin Machine | 0 | 0 | 0 | 0 |
| | | | Theft From Motor Vehicle | 37 | 5 | 3 | 4 |
| | | | Theft of Motor Vehicle Parts | 5 | 0 | 0 | 0 |
| | | | Theft - All Other Larceny | 44 | 8 | 6 | 0 |
| | | | Motor Vehicle Theft | 14 | 3 | 2 | 0 |
| | | | Stolen Property Offenses | 4 | 4 | 4 | 0 |
| Group B Arrests | | | | | | | |
| Offense | Adult | Juvenile | | | | | |
| Bad Checks | 3 | 0 | | | | | |
| Curfew/Vagrancy | 0 | 7 | | | | | |
| Disorderly Conduct | 15 | 13 | | | | | |
| DUI | 27 | 0 | | | | | |
| Drunkenness | 55 | 1 | | | | | |
| Family-Non Violent | 0 | 0 | | | | | |
| Liquor Law Violations | 10 | 10 | | | | | |
| Peeping Tom | 0 | 0 | | | | | |
| Runaway | 0 | 0 | | | | | |
| Trespass | 16 | 2 | | | | | |
| All Other Offenses | 88 | 1 | | | | | |
| Total Group B | 214 | 34 | | | | | |

(*) Offenses are counted using the FBI Units of Count for Crime

(**) The 'Arrests' column shows arrests made for incidents during the selected period, regardless of arrest date. Arrest counts for the same period may change over time.

This report is valid as of May 06, 2019 and is subject to change

Fayetteville Police Department - NIBRS Agency Crime Overview - 2018

| Crimes Against Society | | | | |
|------------------------------------|------------|------------|------------|-----------|
| Animal Cruelty | 1 | 0 | 0 | 0 |
| Drug/Narcotic Violations | 116 | 113 | 113 | 6 |
| Drug/Narcotic Equipment Violations | 80 | 76 | 29 | 1 |
| Gambling - Betting/Wagering | 0 | 0 | 0 | 0 |
| Gambling - Operating/Promoting | 0 | 0 | 0 | 0 |
| Gambling - Equipment Violations | 0 | 0 | 0 | 0 |
| Gambling - Sports Tampering | 0 | 0 | 0 | 0 |
| Pornography/Obscene Material | 0 | 0 | 0 | 0 |
| Prostitution | 1 | 1 | 0 | 0 |
| Prostitution Assisting/Promoting | 0 | 0 | 0 | 0 |
| Purchasing Prostitution | 1 | 1 | 1 | 0 |
| Weapon Law Violations | 11 | 11 | 7 | 0 |
| Total Group A Offenses | 970 | 502 | 318 | 24 |

(*) Offenses are counted using the FBI Units of Count for Crime

(**) The 'Arrests' column shows arrests made for incidents during the selected period, regardless of arrest date. Arrest counts for the same period may change over time.

Franklin Police Department - NIBRS Agency Crime Overview - 2018

| 2017 Population Estimate | 78,321 | Offenses (*) | | Arrests (**) | | |
|---------------------------------------|-----------------|-----------------------------------|-----------------|--------------|----------|----|
| | | Reported | Cleared | Adult | Juvenile | |
| Offense Overview | | Group A Offenses | | | | |
| | | Crimes Against Persons | | | | |
| Offense Total | 2,982 | Murder | 0 | 0 | 1 | 0 |
| Number Cleared | 1,421 | Negligent Manslaughter | 0 | 0 | 0 | 0 |
| Percent Cleared | 47.65 % | Negligent Vehicular Manslaughter | 0 | 0 | 0 | 0 |
| Group A Crimes per 100,000 population | 3,807.4 | Kidnapping/Abduction | 17 | 16 | 7 | 0 |
| | | Forcible Rape | 14 | 8 | 3 | 0 |
| | | Forcible Sodomy | 5 | 4 | 0 | 1 |
| | | Sexual Assault W/Object | 0 | 0 | 0 | 0 |
| | | Forcible Fondling | 9 | 2 | 0 | 0 |
| | | Incest | 0 | 0 | 0 | 0 |
| | | Statutory Rape | 3 | 1 | 1 | 0 |
| | | Aggravated Assault | 91 | 58 | 37 | 3 |
| | | Simple Assault | 323 | 188 | 133 | 20 |
| | | Intimidation | 97 | 29 | 19 | 1 |
| | | Stalking | 13 | 7 | 6 | 0 |
| | | Commercial Sex Acts | 0 | 0 | 0 | 0 |
| | | Involuntary Servitude | 0 | 0 | 0 | 0 |
| Arrest Overview | | Crimes Against Property | | | | |
| | | Arson | | | | |
| Total Arrests | 1,686 | Bribery | 0 | 0 | 0 | 0 |
| Adult Arrests | 1,428 | Burglary | 80 | 8 | 2 | 3 |
| Juvenile Arrests | 258 | Counterfeiting/Forgery | 59 | 14 | 14 | 0 |
| Unknown Age | 0 | Destruction/Damage/Vandalism | 147 | 25 | 7 | 4 |
| Arrests per 100,000 population | 2,152.7 | Embezzlement | 40 | 20 | 9 | 4 |
| | | Extortion/Blackmail | 9 | 0 | 0 | 0 |
| | | Fraud - False Pretenses | 145 | 10 | 4 | 0 |
| | | Fraud - Credit Card/ATM | 131 | 13 | 11 | 0 |
| | | Fraud - Impersonation | 8 | 8 | 3 | 0 |
| | | Fraud - Welfare | 0 | 0 | 0 | 0 |
| | | Fraud - Wire | 15 | 0 | 0 | 0 |
| | | Fraud - Identity Theft | 37 | 1 | 1 | 0 |
| | | Fraud - Computer Hacking/Invasion | 1 | 0 | 0 | 0 |
| | | Robbery | 9 | 1 | 1 | 1 |
| | | Theft - Pocket-picking | 2 | 1 | 2 | 0 |
| | | Theft - Purse Snatching | 0 | 0 | 0 | 0 |
| | | Theft - Shoplifting | 335 | 228 | 237 | 49 |
| | | Theft From Building | 168 | 13 | 7 | 0 |
| | | Theft From Coin Machine | 0 | 0 | 0 | 0 |
| | | Theft From Motor Vehicle | 223 | 7 | 4 | 0 |
| | | Theft of Motor Vehicle Parts | 30 | 0 | 0 | 0 |
| | | Theft - All Other Larceny | 108 | 4 | 8 | 2 |
| | | Motor Vehicle Theft | 56 | 8 | 4 | 0 |
| | | Stolen Property Offenses | 9 | 8 | 11 | 1 |
| Domestic Violence Victims | | | | | | |
| | | Group B Arrests | | | | |
| Offense | Reported | Cleared | | | | |
| Murder | 0 | 0 | | | | |
| Aggravated Assault | 41 | 35 | | | | |
| Simple Assault | 192 | 130 | | | | |
| Intimidation | 32 | 20 | | | | |
| Stalking | 8 | 5 | | | | |
| Forcible Rape | 3 | 2 | | | | |
| Forcible Sodomy | 1 | 1 | | | | |
| Sexual Assault W/Object | 0 | 0 | | | | |
| Forcible Fondling | 1 | 0 | | | | |
| Incest | 0 | 0 | | | | |
| Statutory Rape | 1 | 0 | | | | |
| Kidnapping/Abduction | 16 | 15 | | | | |
| Commercial Sex Acts | 0 | 0 | | | | |
| Involuntary Servitude | 0 | 0 | | | | |
| Total | 295 | 208 | | | | |
| | | Group B Arrests | | | | |
| | | Offense | | | | |
| | | Adult | Juvenile | | | |
| Bad Checks | 0 | 0 | | | | |
| Curfew/Vagrancy | 0 | 27 | | | | |
| Disorderly Conduct | 39 | 79 | | | | |
| DUI | 159 | 1 | | | | |
| Drunkenness | 123 | 0 | | | | |
| Family-Non Violent | 5 | 0 | | | | |
| Liquor Law Violations | 16 | 8 | | | | |
| Peeping Tom | 0 | 0 | | | | |
| Runaway | 0 | 0 | | | | |
| Trespass | 10 | 0 | | | | |
| All Other Offenses | 45 | 4 | | | | |
| Total Group B | 397 | 119 | | | | |

(*) Offenses are counted using the FBI Units of Count for Crime

(**) The 'Arrests' column shows arrests made for incidents during the selected period, regardless of arrest date. Arrest counts for the same period may change over time.

This report is valid as of May 06, 2019 and is subject to change

Franklin Police Department - NIBRS Agency Crime Overview - 2018

| Crimes Against Society | | | | |
|------------------------------------|--------------|--------------|--------------|------------|
| Animal Cruelty | 3 | 1 | 1 | 0 |
| Drug/Narcotic Violations | 442 | 405 | 398 | 41 |
| Drug/Narcotic Equipment Violations | 302 | 295 | 82 | 7 |
| Gambling - Betting/Wagering | 0 | 0 | 0 | 0 |
| Gambling - Operating/Promoting | 0 | 0 | 0 | 0 |
| Gambling - Equipment Violations | 0 | 0 | 0 | 0 |
| Gambling - Sports Tampering | 0 | 0 | 0 | 0 |
| Pornography/Obscene Material | 10 | 2 | 0 | 1 |
| Prostitution | 6 | 5 | 3 | 0 |
| Prostitution Assisting/Promoting | 1 | 1 | 0 | 0 |
| Purchasing Prostitution | 0 | 0 | 0 | 0 |
| Weapon Law Violations | 32 | 29 | 15 | 1 |
| Total Group A Offenses | 2,982 | 1,421 | 1,031 | 139 |

(*) Offenses are counted using the FBI Units of Count for Crime

(**) The 'Arrests' column shows arrests made for incidents during the selected period, regardless of arrest date. Arrest counts for the same period may change over time.

Friendship Police Department - NIBRS Agency Crime Overview - 2018

| 2017 Population Estimate | 680 | Offenses (*) | | Arrests (**) | | | |
|---------------------------------------|-----------------|----------------------------------|-----------------------------------|--------------|----------|---|---|
| | | Reported | Cleared | Adult | Juvenile | | |
| Offense Overview | | Group A Offenses | | | | | |
| Crimes Against Persons | | | | | | | |
| Offense Total | 13 | Murder | 0 | 0 | 0 | 0 | |
| Number Cleared | 6 | Negligent Manslaughter | 0 | 0 | 0 | 0 | |
| Percent Cleared | 46.15 % | Negligent Vehicular Manslaughter | 0 | 0 | 0 | 0 | |
| Group A Crimes per 100,000 population | 1,911.8 | Kidnapping/Abduction | 0 | 0 | 0 | 0 | |
| | | Forcible Rape | 0 | 0 | 0 | 0 | |
| | | Forcible Sodomy | 0 | 0 | 0 | 0 | |
| | | Sexual Assault W/Object | 0 | 0 | 0 | 0 | |
| | | Forcible Fondling | 0 | 0 | 0 | 0 | |
| Arrest Overview | | Incest | 0 | 0 | 0 | 0 | |
| Total Arrests | 8 | Statutory Rape | 0 | 0 | 0 | 0 | |
| Adult Arrests | 6 | Aggravated Assault | 0 | 0 | 0 | 0 | |
| Juvenile Arrests | 2 | Simple Assault | 4 | 3 | 1 | 1 | |
| Unknown Age | 0 | Intimidation | 2 | 0 | 0 | 0 | |
| Arrests per 100,000 population | 1,176.5 | Stalking | 0 | 0 | 0 | 0 | |
| | | Commercial Sex Acts | 0 | 0 | 0 | 0 | |
| Average number offenses/incident | 1.08 | Involuntary Servitude | 0 | 0 | 0 | 0 | |
| Domestic Violence Victims | | Crimes Against Property | | | | | |
| Offense | Reported | Cleared | | | | | |
| Murder | 0 | 0 | Arson | 0 | 0 | 0 | 0 |
| Aggravated Assault | 0 | 0 | Bribery | 0 | 0 | 0 | 0 |
| Simple Assault | 0 | 0 | Burglary | 0 | 0 | 0 | 0 |
| Intimidation | 1 | 0 | Counterfeiting/Forgery | 0 | 0 | 0 | 0 |
| Stalking | 0 | 0 | Destruction/Damage/Vandalism | 1 | 1 | 2 | 1 |
| Forcible Rape | 0 | 0 | Embezzlement | 0 | 0 | 0 | 0 |
| Forcible Sodomy | 0 | 0 | Extortion/Blackmail | 0 | 0 | 0 | 0 |
| Sexual Assault W/Object | 0 | 0 | Fraud - False Pretenses | 0 | 0 | 0 | 0 |
| Forcible Fondling | 0 | 0 | Fraud - Credit Card/ATM | 0 | 0 | 0 | 0 |
| Incest | 0 | 0 | Fraud - Impersonation | 0 | 0 | 0 | 0 |
| Statutory Rape | 0 | 0 | Fraud - Welfare | 0 | 0 | 0 | 0 |
| Kidnapping/Abduction | 0 | 0 | Fraud - Wire | 0 | 0 | 0 | 0 |
| Commercial Sex Acts | 0 | 0 | Fraud - Identity Theft | 0 | 0 | 0 | 0 |
| Involuntary Servitude | 0 | 0 | Fraud - Computer Hacking/Invasion | 0 | 0 | 0 | 0 |
| Total | 1 | 0 | Robbery | 0 | 0 | 0 | 0 |
| | | | Theft - Pocket-picking | 0 | 0 | 0 | 0 |
| | | | Theft - Purse Snatching | 0 | 0 | 0 | 0 |
| | | | Theft - Shoplifting | 0 | 0 | 0 | 0 |
| Group B Arrests | | | Theft From Building | 3 | 0 | 0 | 0 |
| Offense | Adult | Juvenile | Theft From Coin Machine | 0 | 0 | 0 | 0 |
| Bad Checks | 0 | 0 | Theft From Motor Vehicle | 0 | 0 | 0 | 0 |
| Curfew/Vagrancy | 0 | 0 | Theft of Motor Vehicle Parts | 0 | 0 | 0 | 0 |
| Disorderly Conduct | 0 | 0 | Theft - All Other Larceny | 2 | 1 | 1 | 0 |
| DUI | 0 | 0 | Motor Vehicle Theft | 0 | 0 | 0 | 0 |
| Drunkenness | 1 | 0 | Stolen Property Offenses | 0 | 0 | 0 | 0 |
| Family-Non Violent | 0 | 0 | | | | | |
| Liquor Law Violations | 0 | 0 | | | | | |
| Peeping Tom | 0 | 0 | | | | | |
| Runaway | 0 | 0 | | | | | |
| Trespass | 0 | 0 | | | | | |
| All Other Offenses | 0 | 0 | | | | | |
| Total Group B | 1 | 0 | | | | | |

(*) Offenses are counted using the FBI Units of Count for Crime

(**) The 'Arrests' column shows arrests made for incidents during the selected period, regardless of arrest date. Arrest counts for the same period may change over time.

This report is valid as of May 06, 2019 and is subject to change

Friendship Police Department - NIBRS Agency Crime Overview - 2018

| Crimes Against Society | | | | |
|------------------------------------|-----------|----------|----------|----------|
| Animal Cruelty | 0 | 0 | 0 | 0 |
| Drug/Narcotic Violations | 0 | 0 | 0 | 0 |
| Drug/Narcotic Equipment Violations | 0 | 0 | 0 | 0 |
| Gambling - Betting/Wagering | 0 | 0 | 0 | 0 |
| Gambling - Operating/Promoting | 0 | 0 | 0 | 0 |
| Gambling - Equipment Violations | 0 | 0 | 0 | 0 |
| Gambling - Sports Tampering | 0 | 0 | 0 | 0 |
| Pornography/Obscene Material | 0 | 0 | 0 | 0 |
| Prostitution | 0 | 0 | 0 | 0 |
| Prostitution Assisting/Promoting | 0 | 0 | 0 | 0 |
| Purchasing Prostitution | 0 | 0 | 0 | 0 |
| Weapon Law Violations | 1 | 1 | 1 | 0 |
| Total Group A Offenses | 13 | 6 | 5 | 2 |

(*) Offenses are counted using the FBI Units of Count for Crime

(**) The 'Arrests' column shows arrests made for incidents during the selected period, regardless of arrest date. Arrest counts for the same period may change over time.

Gadsden Police Department - NIBRS Agency Crime Overview - 2018

| 2017 Population Estimate | | 467 | | Offenses (*) | | Arrests (**) | |
|---------------------------------------|-----------------|----------------------------------|-----------------------------------|--------------|---------|--------------|----------|
| Offense Overview | | | | Reported | Cleared | Adult | Juvenile |
| Group A Offenses | | | | | | | |
| Crimes Against Persons | | | | | | | |
| Offense Total | 13 | Murder | | 0 | 0 | 0 | 0 |
| Number Cleared | 3 | Negligent Manslaughter | | 0 | 0 | 0 | 0 |
| Percent Cleared | 23.08 % | Negligent Vehicular Manslaughter | | 0 | 0 | 0 | 0 |
| Group A Crimes per 100,000 population | 2,783.7 | Kidnapping/Abduction | | 0 | 0 | 0 | 0 |
| | | Forcible Rape | | 0 | 0 | 0 | 0 |
| | | Forcible Sodomy | | 0 | 0 | 0 | 0 |
| | | Sexual Assault W/Object | | 0 | 0 | 0 | 0 |
| | | Forcible Fondling | | 0 | 0 | 0 | 0 |
| Arrest Overview | | Incest | | 0 | 0 | 0 | 0 |
| Total Arrests | 7 | Statutory Rape | | 0 | 0 | 0 | 0 |
| Adult Arrests | 6 | Aggravated Assault | | 0 | 0 | 0 | 0 |
| Juvenile Arrests | 1 | Simple Assault | | 3 | 2 | 2 | 0 |
| Unknown Age | 0 | Intimidation | | 1 | 1 | 1 | 0 |
| Arrests per 100,000 population | 1,498.9 | Stalking | | 0 | 0 | 0 | 0 |
| | | Commercial Sex Acts | | 0 | 0 | 0 | 0 |
| Average number offenses/incident | 1.18 | Involuntary Servitude | | 0 | 0 | 0 | 0 |
| | | Crimes Against Property | | | | | |
| Domestic Violence Victims | | Arson | | 0 | 0 | 0 | 0 |
| Offense | Reported | Cleared | | | | | |
| Murder | 0 | 0 | Bribery | 0 | 0 | 0 | 0 |
| Aggravated Assault | 0 | 0 | Burglary | 1 | 0 | 0 | 0 |
| Simple Assault | 3 | 2 | Counterfeiting/Forgery | 0 | 0 | 0 | 0 |
| Intimidation | 0 | 0 | Destruction/Damage/Vandalism | 4 | 0 | 0 | 0 |
| Stalking | 0 | 0 | Embezzlement | 0 | 0 | 0 | 0 |
| Forcible Rape | 0 | 0 | Extortion/Blackmail | 0 | 0 | 0 | 0 |
| Forcible Sodomy | 0 | 0 | Fraud - False Pretenses | 0 | 0 | 0 | 0 |
| Sexual Assault W/Object | 0 | 0 | Fraud - Credit Card/ATM | 0 | 0 | 0 | 0 |
| Forcible Fondling | 0 | 0 | Fraud - Impersonation | 1 | 0 | 0 | 0 |
| Incest | 0 | 0 | Fraud - Welfare | 0 | 0 | 0 | 0 |
| Statutory Rape | 0 | 0 | Fraud - Wire | 0 | 0 | 0 | 0 |
| Kidnapping/Abduction | 0 | 0 | Fraud - Identity Theft | 0 | 0 | 0 | 0 |
| Commercial Sex Acts | 0 | 0 | Fraud - Computer Hacking/Invasion | 0 | 0 | 0 | 0 |
| Involuntary Servitude | 0 | 0 | Robbery | 0 | 0 | 0 | 0 |
| Total | 3 | 2 | Theft - Pocket-picking | 0 | 0 | 0 | 0 |
| | | | Theft - Purse Snatching | 0 | 0 | 0 | 0 |
| | | | Theft - Shoplifting | 0 | 0 | 0 | 0 |
| Group B Arrests | | | Theft From Building | 1 | 0 | 0 | 0 |
| Offense | Adult | Juvenile | Theft From Coin Machine | 0 | 0 | 0 | 0 |
| Bad Checks | 0 | 0 | Theft From Motor Vehicle | 0 | 0 | 0 | 0 |
| Curfew/Vagrancy | 0 | 0 | Theft of Motor Vehicle Parts | 0 | 0 | 0 | 0 |
| Disorderly Conduct | 0 | 0 | Theft - All Other Larceny | 2 | 0 | 0 | 0 |
| DUI | 1 | 0 | Motor Vehicle Theft | 0 | 0 | 0 | 0 |
| Drunkenness | 1 | 0 | Stolen Property Offenses | 0 | 0 | 0 | 0 |
| Family-Non Violent | 0 | 0 | | | | | |
| Liquor Law Violations | 0 | 0 | | | | | |
| Peeping Tom | 0 | 0 | | | | | |
| Runaway | 0 | 0 | | | | | |
| Trespass | 1 | 0 | | | | | |
| All Other Offenses | 0 | 1 | | | | | |
| Total Group B | 3 | 1 | | | | | |

(*) Offenses are counted using the FBI Units of Count for Crime

(**) The 'Arrests' column shows arrests made for incidents during the selected period, regardless of arrest date. Arrest counts for the same period may change over time.

This report is valid as of May 06, 2019 and is subject to change

Gadsden Police Department - NIBRS Agency Crime Overview - 2018

| Crimes Against Society | | | | |
|------------------------------------|-----------|----------|----------|----------|
| Animal Cruelty | 0 | 0 | 0 | 0 |
| Drug/Narcotic Violations | 0 | 0 | 0 | 0 |
| Drug/Narcotic Equipment Violations | 0 | 0 | 0 | 0 |
| Gambling - Betting/Wagering | 0 | 0 | 0 | 0 |
| Gambling - Operating/Promoting | 0 | 0 | 0 | 0 |
| Gambling - Equipment Violations | 0 | 0 | 0 | 0 |
| Gambling - Sports Tampering | 0 | 0 | 0 | 0 |
| Pornography/Obscene Material | 0 | 0 | 0 | 0 |
| Prostitution | 0 | 0 | 0 | 0 |
| Prostitution Assisting/Promoting | 0 | 0 | 0 | 0 |
| Purchasing Prostitution | 0 | 0 | 0 | 0 |
| Weapon Law Violations | 0 | 0 | 0 | 0 |
| Total Group A Offenses | 13 | 3 | 3 | 0 |

(*) Offenses are counted using the FBI Units of Count for Crime

(**) The 'Arrests' column shows arrests made for incidents during the selected period, regardless of arrest date. Arrest counts for the same period may change over time.

Gainesboro Police Department - NIBRS Agency Crime Overview - 2018

| 2017 Population Estimate | 942 | Offenses (*) | | Arrests (**) | | | |
|---------------------------------------|-----------------|----------------------------------|-----------------------------------|--------------|----------|---|---|
| | | Reported | Cleared | Adult | Juvenile | | |
| Offense Overview | | Group A Offenses | | | | | |
| | | Crimes Against Persons | | | | | |
| Offense Total | 8 | Murder | 0 | 0 | 0 | 0 | |
| Number Cleared | 1 | Negligent Manslaughter | 0 | 0 | 0 | 0 | |
| Percent Cleared | 12.50 % | Negligent Vehicular Manslaughter | 0 | 0 | 0 | 0 | |
| Group A Crimes per 100,000 population | 849.3 | Kidnapping/Abduction | 0 | 0 | 0 | 0 | |
| | | Forcible Rape | 0 | 0 | 0 | 0 | |
| | | Forcible Sodomy | 0 | 0 | 0 | 0 | |
| | | Sexual Assault W/Object | 0 | 0 | 0 | 0 | |
| | | Forcible Fondling | 0 | 0 | 0 | 0 | |
| Arrest Overview | | Incest | 0 | 0 | 0 | 0 | |
| Total Arrests | 5 | Statutory Rape | 0 | 0 | 0 | 0 | |
| Adult Arrests | 5 | Aggravated Assault | 0 | 0 | 0 | 0 | |
| Juvenile Arrests | 0 | Simple Assault | 1 | 0 | 0 | 0 | |
| Unknown Age | 0 | Intimidation | 0 | 0 | 0 | 0 | |
| Arrests per 100,000 population | 530.8 | Stalking | 0 | 0 | 0 | 0 | |
| | | Commercial Sex Acts | 0 | 0 | 0 | 0 | |
| Average number offenses/incident | 1.00 | Involuntary Servitude | 0 | 0 | 0 | 0 | |
| Domestic Violence Victims | | Crimes Against Property | | | | | |
| Offense | Reported | Cleared | | | | | |
| Murder | 0 | 0 | Arson | 0 | 0 | 0 | 0 |
| Aggravated Assault | 0 | 0 | Bribery | 0 | 0 | 0 | 0 |
| Simple Assault | 0 | 0 | Burglary | 1 | 0 | 0 | 0 |
| Intimidation | 0 | 0 | Counterfeiting/Forgery | 1 | 0 | 0 | 0 |
| Stalking | 0 | 0 | Destruction/Damage/Vandalism | 1 | 0 | 0 | 0 |
| Forcible Rape | 0 | 0 | Embezzlement | 0 | 0 | 0 | 0 |
| Forcible Sodomy | 0 | 0 | Extortion/Blackmail | 0 | 0 | 0 | 0 |
| Sexual Assault W/Object | 0 | 0 | Fraud - False Pretenses | 0 | 0 | 0 | 0 |
| Forcible Fondling | 0 | 0 | Fraud - Credit Card/ATM | 0 | 0 | 0 | 0 |
| Incest | 0 | 0 | Fraud - Impersonation | 0 | 0 | 0 | 0 |
| Statutory Rape | 0 | 0 | Fraud - Welfare | 0 | 0 | 0 | 0 |
| Kidnapping/Abduction | 0 | 0 | Fraud - Wire | 0 | 0 | 0 | 0 |
| Commercial Sex Acts | 0 | 0 | Fraud - Identity Theft | 0 | 0 | 0 | 0 |
| Involuntary Servitude | 0 | 0 | Fraud - Computer Hacking/Invasion | 0 | 0 | 0 | 0 |
| Total | 0 | 0 | Robbery | 0 | 0 | 0 | 0 |
| | | | Theft - Pocket-picking | 0 | 0 | 0 | 0 |
| | | | Theft - Purse Snatching | 0 | 0 | 0 | 0 |
| | | | Theft - Shoplifting | 1 | 1 | 1 | 0 |
| Group B Arrests | | | Theft From Building | 2 | 0 | 0 | 0 |
| Offense | Adult | Juvenile | Theft From Coin Machine | 0 | 0 | 0 | 0 |
| Bad Checks | 0 | 0 | Theft From Motor Vehicle | 0 | 0 | 0 | 0 |
| Curfew/Vagrancy | 0 | 0 | Theft of Motor Vehicle Parts | 0 | 0 | 0 | 0 |
| Disorderly Conduct | 0 | 0 | Theft - All Other Larceny | 0 | 0 | 0 | 0 |
| DUI | 2 | 0 | Motor Vehicle Theft | 1 | 0 | 0 | 0 |
| Drunkenness | 2 | 0 | Stolen Property Offenses | 0 | 0 | 0 | 0 |
| Family-Non Violent | 0 | 0 | | | | | |
| Liquor Law Violations | 0 | 0 | | | | | |
| Peeping Tom | 0 | 0 | | | | | |
| Runaway | 0 | 0 | | | | | |
| Trespass | 0 | 0 | | | | | |
| All Other Offenses | 0 | 0 | | | | | |
| Total Group B | 4 | 0 | | | | | |

(*) Offenses are counted using the FBI Units of Count for Crime

(**) The 'Arrests' column shows arrests made for incidents during the selected period, regardless of arrest date. Arrest counts for the same period may change over time.

This report is valid as of May 06, 2019 and is subject to change

Gainesboro Police Department - NIBRS Agency Crime Overview - 2018

| Crimes Against Society | | | | |
|------------------------------------|----------|----------|----------|----------|
| Animal Cruelty | 0 | 0 | 0 | 0 |
| Drug/Narcotic Violations | 0 | 0 | 0 | 0 |
| Drug/Narcotic Equipment Violations | 0 | 0 | 0 | 0 |
| Gambling - Betting/Wagering | 0 | 0 | 0 | 0 |
| Gambling - Operating/Promoting | 0 | 0 | 0 | 0 |
| Gambling - Equipment Violations | 0 | 0 | 0 | 0 |
| Gambling - Sports Tampering | 0 | 0 | 0 | 0 |
| Pornography/Obscene Material | 0 | 0 | 0 | 0 |
| Prostitution | 0 | 0 | 0 | 0 |
| Prostitution Assisting/Promoting | 0 | 0 | 0 | 0 |
| Purchasing Prostitution | 0 | 0 | 0 | 0 |
| Weapon Law Violations | 0 | 0 | 0 | 0 |
| Total Group A Offenses | 8 | 1 | 1 | 0 |

Please go to <https://crimeinsight.tbi.tn.gov/> for additional 2018 data

(*) Offenses are counted using the FBI Units of Count for Crime

(**) The 'Arrests' column shows arrests made for incidents during the selected period, regardless of arrest date. Arrest counts for the same period may change over time.

Gallatin Police Department - NIBRS Agency Crime Overview - 2018

| 2017 Population Estimate | | 37,351 | | Offenses (*) | | Arrests (**) | |
|---------------------------------------|------------|----------------------------------|-----------------------------------|-------------------------|---------|--------------|----------|
| Offense Overview | | Group A Offenses | | Reported | Cleared | Adult | Juvenile |
| | | Crimes Against Persons | | | | | |
| Offense Total | 2,394 | Murder | | 5 | 5 | 3 | 0 |
| Number Cleared | 2,025 | Negligent Manslaughter | | 0 | 0 | 0 | 0 |
| Percent Cleared | 84.59 % | Negligent Vehicular Manslaughter | | 0 | 0 | 0 | 0 |
| Group A Crimes per 100,000 population | 6,409.5 | Kidnapping/Abduction | | 5 | 5 | 4 | 0 |
| | | Forcible Rape | | 10 | 10 | 4 | 0 |
| | | Forcible Sodomy | | 0 | 0 | 0 | 0 |
| | | Sexual Assault W/Object | | 0 | 0 | 0 | 0 |
| | | Forcible Fondling | | 11 | 11 | 7 | 1 |
| | | Incest | | 0 | 0 | 0 | 0 |
| | | Statutory Rape | | 4 | 3 | 4 | 0 |
| | | Aggravated Assault | | 98 | 88 | 81 | 6 |
| | | Simple Assault | | 378 | 352 | 257 | 35 |
| | | Intimidation | | 61 | 48 | 28 | 3 |
| | | Stalking | | 3 | 3 | 3 | 0 |
| | | Commercial Sex Acts | | 0 | 0 | 0 | 0 |
| | | Involuntary Servitude | | 0 | 0 | 0 | 0 |
| | | Average number offenses/incident | 1.33 | | | | |
| Domestic Violence Victims | | | | Crimes Against Property | | | |
| Offense | Reported | Cleared | | | | | |
| Murder | 2 | 2 | Arson | 3 | 1 | 0 | 0 |
| Aggravated Assault | 56 | 48 | Bribery | 2 | 2 | 0 | 0 |
| Simple Assault | 268 | 254 | Burglary | 44 | 23 | 31 | 10 |
| Intimidation | 32 | 28 | Counterfeiting/Forgery | 52 | 29 | 18 | 2 |
| Stalking | 2 | 2 | Destruction/Damage/Vandalism | 118 | 58 | 34 | 31 |
| Forcible Rape | 6 | 6 | Embezzlement | 13 | 11 | 9 | 0 |
| Forcible Sodomy | 0 | 0 | Extortion/Blackmail | 0 | 0 | 0 | 0 |
| Sexual Assault W/Object | 0 | 0 | Fraud - False Pretenses | 49 | 37 | 11 | 0 |
| Forcible Fondling | 5 | 5 | Fraud - Credit Card/ATM | 35 | 22 | 7 | 1 |
| Incest | 0 | 0 | Fraud - Impersonation | 25 | 25 | 15 | 1 |
| Statutory Rape | 1 | 0 | Fraud - Welfare | 0 | 0 | 0 | 0 |
| Kidnapping/Abduction | 4 | 4 | Fraud - Wire | 5 | 2 | 0 | 0 |
| Commercial Sex Acts | 0 | 0 | Fraud - Identity Theft | 3 | 3 | 2 | 0 |
| Involuntary Servitude | 0 | 0 | Fraud - Computer Hacking/Invasion | 0 | 0 | 0 | 0 |
| Total | 376 | 349 | Robbery | 11 | 8 | 4 | 9 |
| | | | Theft - Pocket-picking | 0 | 0 | 0 | 0 |
| | | | Theft - Purse Snatching | 0 | 0 | 0 | 0 |
| | | | Theft - Shoplifting | 265 | 227 | 270 | 18 |
| | | | Theft From Building | 60 | 39 | 40 | 4 |
| | | | Theft From Coin Machine | 1 | 1 | 0 | 0 |
| | | | Theft From Motor Vehicle | 60 | 22 | 10 | 2 |
| | | | Theft of Motor Vehicle Parts | 10 | 4 | 2 | 0 |
| | | | Theft - All Other Larceny | 72 | 32 | 27 | 5 |
| | | | Motor Vehicle Theft | 31 | 18 | 11 | 7 |
| | | | Stolen Property Offenses | 8 | 8 | 7 | 5 |
| Group B Arrests | | | | | | | |
| Offense | Adult | Juvenile | | | | | |
| Bad Checks | 0 | 0 | | | | | |
| Curfew/Vagrancy | 0 | 37 | | | | | |
| Disorderly Conduct | 67 | 19 | | | | | |
| DUI | 156 | 1 | | | | | |
| Drunkenness | 100 | 1 | | | | | |
| Family-Non Violent | 6 | 0 | | | | | |
| Liquor Law Violations | 14 | 11 | | | | | |
| Peeping Tom | 0 | 0 | | | | | |
| Runaway | 0 | 0 | | | | | |
| Trespass | 19 | 4 | | | | | |
| All Other Offenses | 324 | 50 | | | | | |
| Total Group B | 686 | 123 | | | | | |

(*) Offenses are counted using the FBI Units of Count for Crime

(**) The 'Arrests' column shows arrests made for incidents during the selected period, regardless of arrest date. Arrest counts for the same period may change over time.

This report is valid as of May 06, 2019 and is subject to change

Gallatin Police Department - NIBRS Agency Crime Overview - 2018

| Crimes Against Society | | | | |
|------------------------------------|--------------|--------------|--------------|------------|
| Animal Cruelty | 0 | 0 | 0 | 0 |
| Drug/Narcotic Violations | 452 | 439 | 431 | 38 |
| Drug/Narcotic Equipment Violations | 439 | 430 | 150 | 10 |
| Gambling - Betting/Wagering | 0 | 0 | 0 | 0 |
| Gambling - Operating/Promoting | 0 | 0 | 0 | 0 |
| Gambling - Equipment Violations | 0 | 0 | 0 | 0 |
| Gambling - Sports Tampering | 0 | 0 | 0 | 0 |
| Pornography/Obscene Material | 3 | 3 | 0 | 2 |
| Prostitution | 2 | 2 | 3 | 0 |
| Prostitution Assisting/Promoting | 0 | 0 | 0 | 0 |
| Purchasing Prostitution | 0 | 0 | 0 | 0 |
| Weapon Law Violations | 56 | 54 | 15 | 1 |
| Total Group A Offenses | 2,394 | 2,025 | 1,488 | 191 |

(*) Offenses are counted using the FBI Units of Count for Crime

(**) The 'Arrests' column shows arrests made for incidents during the selected period, regardless of arrest date. Arrest counts for the same period may change over time.

Gallaway Police Department - NIBRS Agency Crime Overview - 2018

| 2017 Population Estimate | 655 | Offenses (*) | | Arrests (**) | |
|---------------------------------------|----------|--------------------------------|-----------------------------------|--------------|----------|
| | | Reported | Cleared | Adult | Juvenile |
| Offense Overview | | Crimes Against Persons | | | |
| Offense Total | 28 | 0 | 0 | 0 | 0 |
| Number Cleared | 8 | 0 | 0 | 0 | 0 |
| Percent Cleared | 28.57 % | 0 | 0 | 0 | 0 |
| Group A Crimes per 100,000 population | 4,274.8 | 0 | 0 | 0 | 0 |
| | | 0 | 0 | 0 | 0 |
| Arrest Overview | | Crimes Against Property | | | |
| Total Arrests | 15 | 0 | 0 | 0 | 0 |
| Adult Arrests | 12 | 0 | 0 | 0 | 0 |
| Juvenile Arrests | 3 | 3 | 2 | 2 | 0 |
| Unknown Age | 0 | 6 | 1 | 1 | 0 |
| Arrests per 100,000 population | 2,290.1 | 3 | 0 | 0 | 0 |
| Average number offenses/incident | 1.08 | 0 | 0 | 0 | 0 |
| | | 0 | 0 | 0 | 0 |
| Domestic Violence Victims | | Crimes Against Property | | | |
| Offense | Reported | Cleared | Arson | 0 | 0 |
| Murder | 0 | 0 | Bribery | 0 | 0 |
| Aggravated Assault | 0 | 0 | Burglary | 4 | 1 |
| Simple Assault | 3 | 1 | Counterfeiting/Forgery | 0 | 0 |
| Intimidation | 0 | 0 | Destruction/Damage/Vandalism | 2 | 0 |
| Stalking | 0 | 0 | Embezzlement | 0 | 0 |
| Forcible Rape | 0 | 0 | Extortion/Blackmail | 0 | 0 |
| Forcible Sodomy | 0 | 0 | Fraud - False Pretenses | 0 | 0 |
| Sexual Assault W/Object | 0 | 0 | Fraud - Credit Card/ATM | 1 | 0 |
| Forcible Fondling | 0 | 0 | Fraud - Impersonation | 0 | 0 |
| Incest | 0 | 0 | Fraud - Welfare | 0 | 0 |
| Statutory Rape | 0 | 0 | Fraud - Wire | 0 | 0 |
| Kidnapping/Abduction | 0 | 0 | Fraud - Identity Theft | 1 | 0 |
| Commercial Sex Acts | 0 | 0 | Fraud - Computer Hacking/Invasion | 0 | 0 |
| Involuntary Servitude | 0 | 0 | Robbery | 1 | 0 |
| Total | 3 | 1 | Theft - Pocket-picking | 0 | 0 |
| | | | Theft - Purse Snatching | 0 | 0 |
| Group B Arrests | | | Theft - Shoplifting | 0 | 0 |
| Offense | Adult | Juvenile | Theft From Building | 1 | 0 |
| Bad Checks | 0 | 0 | Theft From Coin Machine | 0 | 0 |
| Curfew/Vagrancy | 0 | 0 | Theft From Motor Vehicle | 1 | 0 |
| Disorderly Conduct | 0 | 0 | Theft of Motor Vehicle Parts | 0 | 0 |
| DUI | 6 | 0 | Theft - All Other Larceny | 2 | 1 |
| Drunkenness | 0 | 0 | Motor Vehicle Theft | 1 | 1 |
| Family-Non Violent | 0 | 0 | Stolen Property Offenses | 0 | 0 |
| Liquor Law Violations | 0 | 0 | | | |
| Peeping Tom | 0 | 0 | | | |
| Runaway | 0 | 0 | | | |
| Trespass | 0 | 0 | | | |
| All Other Offenses | 0 | 0 | | | |
| Total Group B | 6 | 0 | | | |

(*) Offenses are counted using the FBI Units of Count for Crime

(**) The 'Arrests' column shows arrests made for incidents during the selected period, regardless of arrest date. Arrest counts for the same period may change over time.

This report is valid as of May 06, 2019 and is subject to change

Gallaway Police Department - NIBRS Agency Crime Overview - 2018

| Crimes Against Society | | | | |
|------------------------------------|-----------|----------|----------|----------|
| Animal Cruelty | 0 | 0 | 0 | 0 |
| Drug/Narcotic Violations | 2 | 2 | 2 | 0 |
| Drug/Narcotic Equipment Violations | 0 | 0 | 0 | 0 |
| Gambling - Betting/Wagering | 0 | 0 | 0 | 0 |
| Gambling - Operating/Promoting | 0 | 0 | 0 | 0 |
| Gambling - Equipment Violations | 0 | 0 | 0 | 0 |
| Gambling - Sports Tampering | 0 | 0 | 0 | 0 |
| Pornography/Obscene Material | 0 | 0 | 0 | 0 |
| Prostitution | 0 | 0 | 0 | 0 |
| Prostitution Assisting/Promoting | 0 | 0 | 0 | 0 |
| Purchasing Prostitution | 0 | 0 | 0 | 0 |
| Weapon Law Violations | 0 | 0 | 0 | 0 |
| Total Group A Offenses | 28 | 8 | 6 | 3 |

(*) Offenses are counted using the FBI Units of Count for Crime

(**) The 'Arrests' column shows arrests made for incidents during the selected period, regardless of arrest date. Arrest counts for the same period may change over time.

Gates Police Department - NIBRS Agency Crime Overview - 2018

| 2017 Population Estimate | | 633 | | Offenses (*) | | Arrests (**) | |
|---------------------------------------|----------|-----------------------------------|----------|--------------------------------|---------|--------------|----------|
| | | | | Reported | Cleared | Adult | Juvenile |
| Offense Overview | | | | Group A Offenses | | | |
| | | | | Crimes Against Persons | | | |
| Offense Total | 36 | Murder | 0 | 0 | 0 | 0 | |
| Number Cleared | 5 | Negligent Manslaughter | 0 | 0 | 0 | 0 | |
| Percent Cleared | 13.89 % | Negligent Vehicular Manslaughter | 0 | 0 | 0 | 0 | |
| Group A Crimes per 100,000 population | 5,687.2 | Kidnapping/Abduction | 0 | 0 | 0 | 0 | |
| | | Forcible Rape | 0 | 0 | 0 | 0 | |
| | | Forcible Sodomy | 0 | 0 | 0 | 0 | |
| | | Sexual Assault W/Object | 0 | 0 | 0 | 0 | |
| | | Forcible Fondling | 0 | 0 | 0 | 0 | |
| | | Incest | 0 | 0 | 0 | 0 | |
| | | Statutory Rape | 0 | 0 | 0 | 0 | |
| | | Aggravated Assault | 0 | 0 | 0 | 0 | |
| | | Simple Assault | 5 | 1 | 1 | 0 | |
| | | Intimidation | 3 | 0 | 0 | 0 | |
| | | Stalking | 0 | 0 | 0 | 0 | |
| | | Commercial Sex Acts | 0 | 0 | 0 | 0 | |
| | | Involuntary Servitude | 0 | 0 | 0 | 0 | |
| Arrest Overview | | | | Crimes Against Property | | | |
| | | | | Arson | | | |
| Total Arrests | 15 | Bribery | 0 | 0 | 0 | 0 | |
| Adult Arrests | 15 | Burglary | 5 | 1 | 1 | 0 | |
| Juvenile Arrests | 0 | Counterfeiting/Forgery | 15 | 1 | 1 | 0 | |
| Unknown Age | 0 | Destruction/Damage/Vandalism | 2 | 0 | 0 | 0 | |
| Arrests per 100,000 population | 2,369.7 | Embezzlement | 0 | 0 | 0 | 0 | |
| | | Extortion/Blackmail | 0 | 0 | 0 | 0 | |
| | | Fraud - False Pretenses | 0 | 0 | 0 | 0 | |
| | | Fraud - Credit Card/ATM | 0 | 0 | 0 | 0 | |
| | | Fraud - Impersonation | 0 | 0 | 0 | 0 | |
| | | Fraud - Welfare | 0 | 0 | 0 | 0 | |
| | | Fraud - Wire | 0 | 0 | 0 | 0 | |
| | | Fraud - Identity Theft | 0 | 0 | 0 | 0 | |
| | | Fraud - Computer Hacking/Invasion | 0 | 0 | 0 | 0 | |
| | | Robbery | 1 | 0 | 0 | 0 | |
| | | Theft - Pocket-picking | 0 | 0 | 0 | 0 | |
| | | Theft - Purse Snatching | 0 | 0 | 0 | 0 | |
| | | Theft - Shoplifting | 0 | 0 | 0 | 0 | |
| | | Theft From Building | 1 | 0 | 0 | 0 | |
| | | Theft From Coin Machine | 0 | 0 | 0 | 0 | |
| | | Theft From Motor Vehicle | 0 | 0 | 0 | 0 | |
| | | Theft of Motor Vehicle Parts | 0 | 0 | 0 | 0 | |
| | | Theft - All Other Larceny | 3 | 1 | 2 | 0 | |
| | | Motor Vehicle Theft | 1 | 1 | 1 | 0 | |
| | | Stolen Property Offenses | 0 | 0 | 0 | 0 | |
| Domestic Violence Victims | | | | | | | |
| | | Reported | Cleared | | | | |
| Offense | | | | | | | |
| Murder | 0 | 0 | | | | | |
| Aggravated Assault | 0 | 0 | | | | | |
| Simple Assault | 1 | 1 | | | | | |
| Intimidation | 1 | 0 | | | | | |
| Stalking | 0 | 0 | | | | | |
| Forcible Rape | 0 | 0 | | | | | |
| Forcible Sodomy | 0 | 0 | | | | | |
| Sexual Assault W/Object | 0 | 0 | | | | | |
| Forcible Fondling | 0 | 0 | | | | | |
| Incest | 0 | 0 | | | | | |
| Statutory Rape | 0 | 0 | | | | | |
| Kidnapping/Abduction | 0 | 0 | | | | | |
| Commercial Sex Acts | 0 | 0 | | | | | |
| Involuntary Servitude | 0 | 0 | | | | | |
| Total | 2 | 1 | | | | | |
| Group B Arrests | | | | | | | |
| | | Adult | Juvenile | | | | |
| Offense | | | | | | | |
| Bad Checks | 6 | 0 | | | | | |
| Curfew/Vagrancy | 0 | 0 | | | | | |
| Disorderly Conduct | 0 | 0 | | | | | |
| DUI | 0 | 0 | | | | | |
| Drunkenness | 0 | 0 | | | | | |
| Family-Non Violent | 0 | 0 | | | | | |
| Liquor Law Violations | 0 | 0 | | | | | |
| Peeping Tom | 0 | 0 | | | | | |
| Runaway | 0 | 0 | | | | | |
| Trespass | 0 | 0 | | | | | |
| All Other Offenses | 3 | 0 | | | | | |
| Total Group B | 9 | 0 | | | | | |

(*) Offenses are counted using the FBI Units of Count for Crime

(**) The 'Arrests' column shows arrests made for incidents during the selected period, regardless of arrest date. Arrest counts for the same period may change over time.

This report is valid as of May 06, 2019 and is subject to change

Gates Police Department - NIBRS Agency Crime Overview - 2018

| Crimes Against Society | | | | |
|------------------------------------|-----------|----------|----------|----------|
| Animal Cruelty | 0 | 0 | 0 | 0 |
| Drug/Narcotic Violations | 0 | 0 | 0 | 0 |
| Drug/Narcotic Equipment Violations | 0 | 0 | 0 | 0 |
| Gambling - Betting/Wagering | 0 | 0 | 0 | 0 |
| Gambling - Operating/Promoting | 0 | 0 | 0 | 0 |
| Gambling - Equipment Violations | 0 | 0 | 0 | 0 |
| Gambling - Sports Tampering | 0 | 0 | 0 | 0 |
| Pornography/Obscene Material | 0 | 0 | 0 | 0 |
| Prostitution | 0 | 0 | 0 | 0 |
| Prostitution Assisting/Promoting | 0 | 0 | 0 | 0 |
| Purchasing Prostitution | 0 | 0 | 0 | 0 |
| Weapon Law Violations | 0 | 0 | 0 | 0 |
| Total Group A Offenses | 36 | 5 | 6 | 0 |

(*) Offenses are counted using the FBI Units of Count for Crime

(**) The 'Arrests' column shows arrests made for incidents during the selected period, regardless of arrest date. Arrest counts for the same period may change over time.

Gatlinburg Police Department - NIBRS Agency Crime Overview - 2018

| 2017 Population Estimate | | 4,163 | | Offenses (*) | | Arrests (**) | |
|---------------------------------------|------------|----------------------------------|-----------------------------------|-------------------------|---------|--------------|----------|
| Offense Overview | | Crimes Against Persons | | Reported | Cleared | Adult | Juvenile |
| Offense Total | 756 | Murder | | 0 | 0 | 0 | 0 |
| Number Cleared | 353 | Negligent Manslaughter | | 0 | 0 | 0 | 0 |
| Percent Cleared | 46.69 % | Negligent Vehicular Manslaughter | | 0 | 0 | 0 | 0 |
| Group A Crimes per 100,000 population | 18,160.0 | Kidnapping/Abduction | | 1 | 0 | 0 | 0 |
| | | Forcible Rape | | 3 | 0 | 0 | 0 |
| | | Forcible Sodomy | | 0 | 0 | 0 | 0 |
| | | Sexual Assault W/Object | | 0 | 0 | 0 | 0 |
| | | Forcible Fondling | | 8 | 1 | 1 | 0 |
| | | Incest | | 0 | 0 | 0 | 0 |
| | | Statutory Rape | | 3 | 0 | 0 | 0 |
| | | Aggravated Assault | | 12 | 6 | 4 | 2 |
| | | Simple Assault | | 96 | 54 | 47 | 4 |
| | | Intimidation | | 33 | 6 | 5 | 0 |
| | | Stalking | | 2 | 0 | 0 | 0 |
| | | Commercial Sex Acts | | 0 | 0 | 0 | 0 |
| | | Involuntary Servitude | | 0 | 0 | 0 | 0 |
| | | Average number offenses/incident | 1.18 | | | | |
| Domestic Violence Victims | | | | Crimes Against Property | | | |
| Offense | Reported | Cleared | | | | | |
| Murder | 0 | 0 | Arson | 2 | 1 | 1 | 0 |
| Aggravated Assault | 7 | 4 | Bribery | 0 | 0 | 0 | 0 |
| Simple Assault | 69 | 44 | Burglary | 39 | 5 | 2 | 0 |
| Intimidation | 2 | 0 | Counterfeiting/Forgery | 6 | 0 | 0 | 0 |
| Stalking | 0 | 0 | Destruction/Damage/Vandalism | 54 | 9 | 9 | 0 |
| Forcible Rape | 2 | 0 | Embezzlement | 12 | 1 | 1 | 0 |
| Forcible Sodomy | 0 | 0 | Extortion/Blackmail | 4 | 0 | 0 | 0 |
| Sexual Assault W/Object | 0 | 0 | Fraud - False Pretenses | 16 | 2 | 3 | 0 |
| Forcible Fondling | 2 | 1 | Fraud - Credit Card/ATM | 18 | 0 | 0 | 0 |
| Incest | 0 | 0 | Fraud - Impersonation | 0 | 0 | 0 | 0 |
| Statutory Rape | 0 | 0 | Fraud - Welfare | 0 | 0 | 0 | 0 |
| Kidnapping/Abduction | 0 | 0 | Fraud - Wire | 5 | 0 | 0 | 0 |
| Commercial Sex Acts | 0 | 0 | Fraud - Identity Theft | 1 | 0 | 0 | 0 |
| Involuntary Servitude | 0 | 0 | Fraud - Computer Hacking/Invasion | 0 | 0 | 0 | 0 |
| Total | 82 | 49 | Robbery | 1 | 1 | 1 | 0 |
| | | | Theft - Pocket-picking | 0 | 0 | 0 | 0 |
| | | | Theft - Purse Snatching | 1 | 1 | 0 | 1 |
| | | | Theft - Shoplifting | 25 | 17 | 16 | 0 |
| | | | Theft From Building | 91 | 7 | 7 | 0 |
| | | | Theft From Coin Machine | 2 | 1 | 1 | 0 |
| | | | Theft From Motor Vehicle | 16 | 1 | 0 | 3 |
| | | | Theft of Motor Vehicle Parts | 5 | 0 | 0 | 0 |
| | | | Theft - All Other Larceny | 42 | 4 | 4 | 0 |
| | | | Motor Vehicle Theft | 12 | 2 | 2 | 0 |
| | | | Stolen Property Offenses | 2 | 1 | 1 | 0 |
| Group B Arrests | | | | | | | |
| Offense | Adult | Juvenile | | | | | |
| Bad Checks | 0 | 0 | | | | | |
| Curfew/Vagrancy | 0 | 0 | | | | | |
| Disorderly Conduct | 7 | 3 | | | | | |
| DUI | 39 | 0 | | | | | |
| Drunkenness | 340 | 3 | | | | | |
| Family-Non Violent | 2 | 0 | | | | | |
| Liquor Law Violations | 3 | 0 | | | | | |
| Peeping Tom | 0 | 0 | | | | | |
| Runaway | 0 | 0 | | | | | |
| Trespass | 8 | 0 | | | | | |
| All Other Offenses | 29 | 8 | | | | | |
| Total Group B | 428 | 14 | | | | | |

(*) Offenses are counted using the FBI Units of Count for Crime

(**) The 'Arrests' column shows arrests made for incidents during the selected period, regardless of arrest date. Arrest counts for the same period may change over time.

This report is valid as of May 06, 2019 and is subject to change

Gatlinburg Police Department - NIBRS Agency Crime Overview - 2018

| Crimes Against Society | | | | |
|------------------------------------|------------|------------|------------|-----------|
| Animal Cruelty | 2 | 2 | 1 | 0 |
| Drug/Narcotic Violations | 126 | 121 | 127 | 2 |
| Drug/Narcotic Equipment Violations | 99 | 94 | 30 | 1 |
| Gambling - Betting/Wagering | 0 | 0 | 0 | 0 |
| Gambling - Operating/Promoting | 0 | 0 | 0 | 0 |
| Gambling - Equipment Violations | 0 | 0 | 0 | 0 |
| Gambling - Sports Tampering | 0 | 0 | 0 | 0 |
| Pornography/Obscene Material | 1 | 1 | 1 | 0 |
| Prostitution | 0 | 0 | 0 | 0 |
| Prostitution Assisting/Promoting | 0 | 0 | 0 | 0 |
| Purchasing Prostitution | 0 | 0 | 0 | 0 |
| Weapon Law Violations | 16 | 15 | 15 | 0 |
| Total Group A Offenses | 756 | 353 | 279 | 13 |

(*) Offenses are counted using the FBI Units of Count for Crime

(**) The 'Arrests' column shows arrests made for incidents during the selected period, regardless of arrest date. Arrest counts for the same period may change over time.

Germantown Police Department - NIBRS Agency Crime Overview - 2018

| 2017 Population Estimate | 39,141 | Offenses (*) | | Arrests (**) | | | |
|---------------------------------------|-----------------|----------------------------------|-----------------------------------|--------------|----------|----|---|
| | | Reported | Cleared | Adult | Juvenile | | |
| Offense Overview | | Group A Offenses | | | | | |
| Crimes Against Persons | | Crimes Against Persons | | | | | |
| Offense Total | 1,395 | Murder | 0 | 0 | 0 | 0 | |
| Number Cleared | 576 | Negligent Manslaughter | 1 | 0 | 0 | 0 | |
| Percent Cleared | 41.29 % | Negligent Vehicular Manslaughter | 0 | 0 | 0 | 0 | |
| Group A Crimes per 100,000 population | 3,564.0 | Kidnapping/Abduction | 2 | 0 | 0 | 0 | |
| | | Forcible Rape | 4 | 2 | 0 | 0 | |
| | | Forcible Sodomy | 0 | 0 | 0 | 0 | |
| | | Sexual Assault W/Object | 0 | 0 | 0 | 0 | |
| | | Forcible Fondling | 1 | 0 | 0 | 0 | |
| Arrest Overview | | Incest | 0 | 0 | 0 | 0 | |
| Total Arrests | 1,296 | Statutory Rape | 0 | 0 | 0 | 0 | |
| Adult Arrests | 1,243 | Aggravated Assault | 22 | 22 | 12 | 1 | |
| Juvenile Arrests | 53 | Simple Assault | 160 | 112 | 37 | 5 | |
| Unknown Age | 0 | Intimidation | 47 | 24 | 1 | 0 | |
| Arrests per 100,000 population | 3,311.1 | Stalking | 13 | 9 | 3 | 0 | |
| | | Commercial Sex Acts | 0 | 0 | 0 | 0 | |
| | | Involuntary Servitude | 0 | 0 | 0 | 0 | |
| Average number offenses/incident | 1.18 | Crimes Against Property | | | | | |
| Domestic Violence Victims | | Crimes Against Property | | | | | |
| Offense | Reported | Cleared | | | | | |
| Murder | 0 | 0 | Arson | 2 | 0 | 0 | 0 |
| Aggravated Assault | 11 | 11 | Bribery | 0 | 0 | 0 | 0 |
| Simple Assault | 98 | 73 | Burglary | 58 | 9 | 6 | 2 |
| Intimidation | 17 | 11 | Counterfeiting/Forgery | 38 | 14 | 9 | 0 |
| Stalking | 7 | 6 | Destruction/Damage/Vandalism | 74 | 17 | 7 | 3 |
| Forcible Rape | 1 | 1 | Embezzlement | 11 | 6 | 5 | 0 |
| Forcible Sodomy | 0 | 0 | Extortion/Blackmail | 5 | 1 | 0 | 0 |
| Sexual Assault W/Object | 0 | 0 | Fraud - False Pretenses | 52 | 8 | 0 | 0 |
| Forcible Fondling | 1 | 0 | Fraud - Credit Card/ATM | 39 | 4 | 0 | 0 |
| Incest | 0 | 0 | Fraud - Impersonation | 11 | 9 | 7 | 0 |
| Statutory Rape | 0 | 0 | Fraud - Welfare | 0 | 0 | 0 | 0 |
| Kidnapping/Abduction | 0 | 0 | Fraud - Wire | 67 | 2 | 0 | 0 |
| Commercial Sex Acts | 0 | 0 | Fraud - Identity Theft | 0 | 0 | 1 | 1 |
| Involuntary Servitude | 0 | 0 | Fraud - Computer Hacking/Invasion | 0 | 0 | 0 | 0 |
| Total | 135 | 102 | Robbery | 4 | 0 | 0 | 0 |
| | | | Theft - Pocket-picking | 2 | 1 | 0 | 0 |
| | | | Theft - Purse Snatching | 0 | 0 | 0 | 0 |
| | | | Theft - Shoplifting | 136 | 58 | 54 | 4 |
| Group B Arrests | | | Theft From Building | 103 | 15 | 7 | 3 |
| Offense | Adult | Juvenile | Theft From Coin Machine | 0 | 0 | 0 | 0 |
| Bad Checks | 2 | 0 | Theft From Motor Vehicle | 225 | 33 | 10 | 9 |
| Curfew/Vagrancy | 0 | 5 | Theft of Motor Vehicle Parts | 8 | 0 | 0 | 0 |
| Disorderly Conduct | 2 | 0 | Theft - All Other Larceny | 50 | 12 | 5 | 0 |
| DUI | 53 | 0 | Motor Vehicle Theft | 34 | 7 | 1 | 0 |
| Drunkenness | 13 | 1 | Stolen Property Offenses | 14 | 13 | 7 | 0 |
| Family-Non Violent | 1 | 0 | | | | | |
| Liquor Law Violations | 9 | 0 | | | | | |
| Peeping Tom | 0 | 0 | | | | | |
| Runaway | 0 | 0 | | | | | |
| Trespass | 2 | 0 | | | | | |
| All Other Offenses | 869 | 2 | | | | | |
| Total Group B | 951 | 8 | | | | | |

(*) Offenses are counted using the FBI Units of Count for Crime

(**) The 'Arrests' column shows arrests made for incidents during the selected period, regardless of arrest date. Arrest counts for the same period may change over time.

This report is valid as of May 06, 2019 and is subject to change

Germantown Police Department - NIBRS Agency Crime Overview - 2018

| Crimes Against Society | | | | |
|------------------------------------|--------------|------------|------------|-----------|
| Animal Cruelty | 1 | 0 | 0 | 0 |
| Drug/Narcotic Violations | 121 | 116 | 99 | 11 |
| Drug/Narcotic Equipment Violations | 71 | 64 | 13 | 3 |
| Gambling - Betting/Wagering | 0 | 0 | 0 | 0 |
| Gambling - Operating/Promoting | 0 | 0 | 0 | 0 |
| Gambling - Equipment Violations | 0 | 0 | 0 | 0 |
| Gambling - Sports Tampering | 0 | 0 | 0 | 0 |
| Pornography/Obscene Material | 2 | 2 | 1 | 1 |
| Prostitution | 0 | 0 | 0 | 0 |
| Prostitution Assisting/Promoting | 0 | 0 | 0 | 0 |
| Purchasing Prostitution | 0 | 0 | 0 | 0 |
| Weapon Law Violations | 17 | 16 | 7 | 2 |
| Total Group A Offenses | 1,395 | 576 | 292 | 45 |

(*) Offenses are counted using the FBI Units of Count for Crime

(**) The 'Arrests' column shows arrests made for incidents during the selected period, regardless of arrest date. Arrest counts for the same period may change over time.

Gibson Police Department - NIBRS Agency Crime Overview - 2018

| 2017 Population Estimate | | 387 | | Offenses (*) | | Arrests (**) | |
|---------------------------------------|----------|----------------------------------|-----------------------------------|-------------------------|---------|--------------|----------|
| Offense Overview | | Crimes Against Persons | | Reported | Cleared | Adult | Juvenile |
| Offense Total | 31 | Murder | | 0 | 0 | 0 | 0 |
| Number Cleared | 25 | Negligent Manslaughter | | 0 | 0 | 0 | 0 |
| Percent Cleared | 80.65 % | Negligent Vehicular Manslaughter | | 0 | 0 | 0 | 0 |
| Group A Crimes per 100,000 population | 8,010.3 | Kidnapping/Abduction | | 0 | 0 | 0 | 0 |
| | | Forcible Rape | | 0 | 0 | 0 | 0 |
| | | Forcible Sodomy | | 0 | 0 | 0 | 0 |
| | | Sexual Assault W/Object | | 0 | 0 | 0 | 0 |
| | | Forcible Fondling | | 0 | 0 | 0 | 0 |
| | | Incest | | 0 | 0 | 0 | 0 |
| | | Statutory Rape | | 0 | 0 | 0 | 0 |
| | | Aggravated Assault | | 1 | 1 | 1 | 0 |
| | | Simple Assault | | 2 | 1 | 1 | 0 |
| | | Intimidation | | 1 | 0 | 0 | 0 |
| | | Stalking | | 0 | 0 | 0 | 0 |
| | | Commercial Sex Acts | | 0 | 0 | 0 | 0 |
| | | Involuntary Servitude | | 0 | 0 | 0 | 0 |
| | | Average number offenses/incident | 1.72 | | | | |
| Domestic Violence Victims | | | | Crimes Against Property | | | |
| Offense | Reported | Cleared | | Reported | Cleared | Adult | Juvenile |
| Murder | 0 | 0 | Arson | 0 | 0 | 0 | 0 |
| Aggravated Assault | 0 | 0 | Bribery | 0 | 0 | 0 | 0 |
| Simple Assault | 1 | 1 | Burglary | 2 | 0 | 0 | 0 |
| Intimidation | 0 | 0 | Counterfeiting/Forgery | 0 | 0 | 0 | 0 |
| Stalking | 0 | 0 | Destruction/Damage/Vandalism | 2 | 0 | 0 | 0 |
| Forcible Rape | 0 | 0 | Embezzlement | 0 | 0 | 0 | 0 |
| Forcible Sodomy | 0 | 0 | Extortion/Blackmail | 0 | 0 | 0 | 0 |
| Sexual Assault W/Object | 0 | 0 | Fraud - False Pretenses | 0 | 0 | 0 | 0 |
| Forcible Fondling | 0 | 0 | Fraud - Credit Card/ATM | 0 | 0 | 0 | 0 |
| Incest | 0 | 0 | Fraud - Impersonation | 0 | 0 | 0 | 0 |
| Statutory Rape | 0 | 0 | Fraud - Welfare | 0 | 0 | 0 | 0 |
| Kidnapping/Abduction | 0 | 0 | Fraud - Wire | 0 | 0 | 0 | 0 |
| Commercial Sex Acts | 0 | 0 | Fraud - Identity Theft | 0 | 0 | 0 | 0 |
| Involuntary Servitude | 0 | 0 | Fraud - Computer Hacking/Invasion | 0 | 0 | 0 | 0 |
| Total | 1 | 1 | Robbery | 0 | 0 | 0 | 0 |
| | | | Theft - Pocket-picking | 0 | 0 | 0 | 0 |
| | | | Theft - Purse Snatching | 0 | 0 | 0 | 0 |
| | | | Theft - Shoplifting | 0 | 0 | 0 | 0 |
| | | | Theft From Building | 0 | 0 | 0 | 0 |
| | | | Theft From Coin Machine | 0 | 0 | 0 | 0 |
| | | | Theft From Motor Vehicle | 0 | 0 | 0 | 0 |
| | | | Theft of Motor Vehicle Parts | 0 | 0 | 0 | 0 |
| | | | Theft - All Other Larceny | 0 | 0 | 0 | 0 |
| | | | Motor Vehicle Theft | 0 | 0 | 0 | 0 |
| | | | Stolen Property Offenses | 0 | 0 | 0 | 0 |
| Group B Arrests | | | | | | | |
| Offense | Adult | Juvenile | | | | | |
| Bad Checks | 0 | 0 | | | | | |
| Curfew/Vagrancy | 0 | 0 | | | | | |
| Disorderly Conduct | 0 | 0 | | | | | |
| DUI | 3 | 0 | | | | | |
| Drunkenness | 0 | 0 | | | | | |
| Family-Non Violent | 0 | 0 | | | | | |
| Liquor Law Violations | 0 | 0 | | | | | |
| Peeping Tom | 0 | 0 | | | | | |
| Runaway | 0 | 0 | | | | | |
| Trespass | 0 | 0 | | | | | |
| All Other Offenses | 2 | 0 | | | | | |
| Total Group B | 5 | 0 | | | | | |

(*) Offenses are counted using the FBI Units of Count for Crime

(**) The 'Arrests' column shows arrests made for incidents during the selected period, regardless of arrest date. Arrest counts for the same period may change over time.

This report is valid as of May 06, 2019 and is subject to change

Gibson Police Department - NIBRS Agency Crime Overview - 2018

| Crimes Against Society | | | | |
|------------------------------------|-----------|-----------|-----------|----------|
| Animal Cruelty | 0 | 0 | 0 | 0 |
| Drug/Narcotic Violations | 9 | 9 | 10 | 0 |
| Drug/Narcotic Equipment Violations | 11 | 11 | 2 | 0 |
| Gambling - Betting/Wagering | 0 | 0 | 0 | 0 |
| Gambling - Operating/Promoting | 0 | 0 | 0 | 0 |
| Gambling - Equipment Violations | 0 | 0 | 0 | 0 |
| Gambling - Sports Tampering | 0 | 0 | 0 | 0 |
| Pornography/Obscene Material | 0 | 0 | 0 | 0 |
| Prostitution | 0 | 0 | 0 | 0 |
| Prostitution Assisting/Promoting | 0 | 0 | 0 | 0 |
| Purchasing Prostitution | 0 | 0 | 0 | 0 |
| Weapon Law Violations | 3 | 3 | 0 | 0 |
| Total Group A Offenses | 31 | 25 | 14 | 0 |

(*) Offenses are counted using the FBI Units of Count for Crime

(**) The 'Arrests' column shows arrests made for incidents during the selected period, regardless of arrest date. Arrest counts for the same period may change over time.

Gleason Police Department - NIBRS Agency Crime Overview - 2018

| 2017 Population Estimate | | 1,375 | | Offenses (*) | | Arrests (**) | |
|---------------------------------------|-----------------|----------------------------------|-----------------------------------|--------------------------------|---------|--------------|----------|
| | | | | Reported | Cleared | Adult | Juvenile |
| Offense Overview | | | | Group A Offenses | | | |
| Crimes Against Persons | | | | Crimes Against Persons | | | |
| Offense Total | 32 | Murder | 0 | 0 | 0 | 0 | |
| Number Cleared | 16 | Negligent Manslaughter | 0 | 0 | 0 | 0 | |
| Percent Cleared | 50.00 % | Negligent Vehicular Manslaughter | 0 | 0 | 0 | 0 | |
| Group A Crimes per 100,000 population | 2,327.3 | Kidnapping/Abduction | 0 | 0 | 0 | 0 | |
| | | Forcible Rape | 0 | 0 | 0 | 0 | |
| | | Forcible Sodomy | 0 | 0 | 0 | 0 | |
| | | Sexual Assault W/Object | 0 | 0 | 0 | 0 | |
| | | Forcible Fondling | 0 | 0 | 0 | 0 | |
| Arrest Overview | | Incest | 0 | 0 | 0 | 0 | |
| Total Arrests | 16 | Statutory Rape | 0 | 0 | 0 | 0 | |
| Adult Arrests | 15 | Aggravated Assault | 2 | 0 | 0 | 0 | |
| Juvenile Arrests | 1 | Simple Assault | 1 | 1 | 1 | 0 | |
| Unknown Age | 0 | Intimidation | 1 | 1 | 1 | 0 | |
| Arrests per 100,000 population | 1,163.6 | Stalking | 0 | 0 | 0 | 0 | |
| | | Commercial Sex Acts | 0 | 0 | 0 | 0 | |
| Average number offenses/incident | 1.33 | Involuntary Servitude | 0 | 0 | 0 | 0 | |
| Domestic Violence Victims | | | | Crimes Against Property | | | |
| Offense | Reported | Cleared | | | | | |
| Murder | 0 | 0 | Arson | 0 | 0 | 0 | |
| Aggravated Assault | 1 | 0 | Bribery | 0 | 0 | 0 | |
| Simple Assault | 1 | 1 | Burglary | 8 | 1 | 0 | |
| Intimidation | 1 | 1 | Counterfeiting/Forgery | 1 | 1 | 1 | |
| Stalking | 0 | 0 | Destruction/Damage/Vandalism | 5 | 1 | 1 | |
| Forcible Rape | 0 | 0 | Embezzlement | 0 | 0 | 0 | |
| Forcible Sodomy | 0 | 0 | Extortion/Blackmail | 0 | 0 | 0 | |
| Sexual Assault W/Object | 0 | 0 | Fraud - False Pretenses | 1 | 1 | 0 | |
| Forcible Fondling | 0 | 0 | Fraud - Credit Card/ATM | 0 | 0 | 0 | |
| Incest | 0 | 0 | Fraud - Impersonation | 0 | 0 | 0 | |
| Statutory Rape | 0 | 0 | Fraud - Welfare | 0 | 0 | 0 | |
| Kidnapping/Abduction | 0 | 0 | Fraud - Wire | 0 | 0 | 0 | |
| Commercial Sex Acts | 0 | 0 | Fraud - Identity Theft | 0 | 0 | 0 | |
| Involuntary Servitude | 0 | 0 | Fraud - Computer Hacking/Invasion | 0 | 0 | 0 | |
| Total | 3 | 2 | Robbery | 0 | 0 | 0 | |
| | | | Theft - Pocket-picking | 0 | 0 | 0 | |
| | | | Theft - Purse Snatching | 0 | 0 | 0 | |
| | | | Theft - Shoplifting | 1 | 1 | 1 | |
| Group B Arrests | | | Theft From Building | 0 | 0 | 0 | |
| Offense | Adult | Juvenile | Theft From Coin Machine | 0 | 0 | 0 | |
| Bad Checks | 0 | 0 | Theft From Motor Vehicle | 1 | 0 | 0 | |
| Curfew/Vagrancy | 0 | 0 | Theft of Motor Vehicle Parts | 0 | 0 | 0 | |
| Disorderly Conduct | 1 | 0 | Theft - All Other Larceny | 3 | 2 | 2 | |
| DUI | 1 | 0 | Motor Vehicle Theft | 2 | 1 | 1 | |
| Drunkenness | 0 | 0 | Stolen Property Offenses | 0 | 0 | 0 | |
| Family-Non Violent | 1 | 0 | | | | | |
| Liquor Law Violations | 0 | 0 | | | | | |
| Peeping Tom | 0 | 0 | | | | | |
| Runaway | 0 | 0 | | | | | |
| Trespass | 0 | 0 | | | | | |
| All Other Offenses | 1 | 0 | | | | | |
| Total Group B | 4 | 0 | | | | | |

(*) Offenses are counted using the FBI Units of Count for Crime

(**) The 'Arrests' column shows arrests made for incidents during the selected period, regardless of arrest date. Arrest counts for the same period may change over time.

This report is valid as of May 06, 2019 and is subject to change

Gleason Police Department - NIBRS Agency Crime Overview - 2018

| Crimes Against Society | | | | |
|------------------------------------|-----------|-----------|-----------|----------|
| Animal Cruelty | 0 | 0 | 0 | 0 |
| Drug/Narcotic Violations | 3 | 3 | 3 | 0 |
| Drug/Narcotic Equipment Violations | 3 | 3 | 0 | 0 |
| Gambling - Betting/Wagering | 0 | 0 | 0 | 0 |
| Gambling - Operating/Promoting | 0 | 0 | 0 | 0 |
| Gambling - Equipment Violations | 0 | 0 | 0 | 0 |
| Gambling - Sports Tampering | 0 | 0 | 0 | 0 |
| Pornography/Obscene Material | 0 | 0 | 0 | 0 |
| Prostitution | 0 | 0 | 0 | 0 |
| Prostitution Assisting/Promoting | 0 | 0 | 0 | 0 |
| Purchasing Prostitution | 0 | 0 | 0 | 0 |
| Weapon Law Violations | 0 | 0 | 0 | 0 |
| Total Group A Offenses | 32 | 16 | 11 | 1 |

(*) Offenses are counted using the FBI Units of Count for Crime

(**) The 'Arrests' column shows arrests made for incidents during the selected period, regardless of arrest date. Arrest counts for the same period may change over time.

Goodlettsville Police Department - NIBRS Agency Crime Overview - 2018

| 2017 Population Estimate | | 16,867 | | Offenses (*) | | Arrests (**) | |
|---------------------------------------|-----------------|----------------------------------|-----------------------------------|--------------------------------|---------|--------------|----------|
| | | | | Reported | Cleared | Adult | Juvenile |
| Offense Overview | | | | Group A Offenses | | | |
| Crimes Against Persons | | | | Crimes Against Property | | | |
| Offense Total | 1,570 | Murder | 0 | 0 | 3 | 1 | |
| Number Cleared | 865 | Negligent Manslaughter | 0 | 0 | 0 | 0 | |
| Percent Cleared | 55.10 % | Negligent Vehicular Manslaughter | 0 | 0 | 0 | 0 | |
| Group A Crimes per 100,000 population | 9,308.1 | Kidnapping/Abduction | 3 | 3 | 1 | 0 | |
| | | Forcible Rape | 4 | 1 | 1 | 0 | |
| | | Forcible Sodomy | 0 | 0 | 0 | 0 | |
| | | Sexual Assault W/Object | 0 | 0 | 0 | 0 | |
| | | Forcible Fondling | 2 | 2 | 2 | 0 | |
| | | Incest | 0 | 0 | 0 | 0 | |
| | | Statutory Rape | 1 | 0 | 0 | 0 | |
| | | Aggravated Assault | 53 | 36 | 16 | 2 | |
| | | Simple Assault | 175 | 82 | 57 | 4 | |
| | | Intimidation | 18 | 5 | 5 | 0 | |
| | | Stalking | 0 | 0 | 0 | 0 | |
| | | Commercial Sex Acts | 0 | 0 | 0 | 0 | |
| | | Involuntary Servitude | 0 | 0 | 0 | 0 | |
| | | Average number offenses/incident | 1.26 | | | | |
| Domestic Violence Victims | | | | Crimes Against Property | | | |
| Offense | Reported | Cleared | | | | | |
| Murder | 0 | 0 | Arson | 0 | 0 | 0 | |
| Aggravated Assault | 10 | 6 | Bribery | 0 | 0 | 0 | |
| Simple Assault | 128 | 59 | Burglary | 34 | 5 | 1 | |
| Intimidation | 6 | 3 | Counterfeiting/Forgery | 35 | 8 | 12 | |
| Stalking | 0 | 0 | Destruction/Damage/Vandalism | 95 | 19 | 13 | |
| Forcible Rape | 1 | 0 | Embezzlement | 13 | 6 | 5 | |
| Forcible Sodomy | 0 | 0 | Extortion/Blackmail | 0 | 0 | 0 | |
| Sexual Assault W/Object | 0 | 0 | Fraud - False Pretenses | 70 | 30 | 24 | |
| Forcible Fondling | 0 | 0 | Fraud - Credit Card/ATM | 1 | 1 | 1 | |
| Incest | 0 | 0 | Fraud - Impersonation | 29 | 18 | 14 | |
| Statutory Rape | 0 | 0 | Fraud - Welfare | 0 | 0 | 0 | |
| Kidnapping/Abduction | 3 | 3 | Fraud - Wire | 2 | 0 | 0 | |
| Commercial Sex Acts | 0 | 0 | Fraud - Identity Theft | 0 | 0 | 0 | |
| Involuntary Servitude | 0 | 0 | Fraud - Computer Hacking/Invasion | 0 | 0 | 0 | |
| Total | 148 | 71 | Robbery | 21 | 3 | 4 | |
| | | | Theft - Pocket-picking | 2 | 0 | 0 | |
| | | | Theft - Purse Snatching | 1 | 0 | 0 | |
| | | | Theft - Shoplifting | 205 | 132 | 101 | |
| | | | Theft From Building | 61 | 12 | 11 | |
| | | | Theft From Coin Machine | 2 | 1 | 1 | |
| | | | Theft From Motor Vehicle | 106 | 6 | 5 | |
| | | | Theft of Motor Vehicle Parts | 40 | 0 | 0 | |
| | | | Theft - All Other Larceny | 39 | 4 | 4 | |
| | | | Motor Vehicle Theft | 49 | 6 | 4 | |
| | | | Stolen Property Offenses | 32 | 31 | 24 | |
| | | | | | | 4 | |
| Group B Arrests | | | | | | | |
| Offense | Adult | Juvenile | | | | | |
| Bad Checks | 0 | 0 | | | | | |
| Curfew/Vagrancy | 0 | 14 | | | | | |
| Disorderly Conduct | 11 | 6 | | | | | |
| DUI | 146 | 0 | | | | | |
| Drunkenness | 69 | 0 | | | | | |
| Family-Non Violent | 3 | 0 | | | | | |
| Liquor Law Violations | 8 | 2 | | | | | |
| Peeping Tom | 0 | 0 | | | | | |
| Runaway | 0 | 0 | | | | | |
| Trespass | 33 | 3 | | | | | |
| All Other Offenses | 38 | 3 | | | | | |
| Total Group B | 308 | 28 | | | | | |

(*) Offenses are counted using the FBI Units of Count for Crime

(**) The 'Arrests' column shows arrests made for incidents during the selected period, regardless of arrest date. Arrest counts for the same period may change over time.

This report is valid as of May 06, 2019 and is subject to change

Goodlettsville Police Department - NIBRS Agency Crime Overview - 2018

| Crimes Against Society | | | | |
|------------------------------------|--------------|------------|------------|------------|
| Animal Cruelty | 0 | 0 | 0 | 0 |
| Drug/Narcotic Violations | 289 | 274 | 261 | 8 |
| Drug/Narcotic Equipment Violations | 148 | 143 | 20 | 0 |
| Gambling - Betting/Wagering | 0 | 0 | 0 | 0 |
| Gambling - Operating/Promoting | 0 | 0 | 0 | 0 |
| Gambling - Equipment Violations | 0 | 0 | 0 | 0 |
| Gambling - Sports Tampering | 0 | 0 | 0 | 0 |
| Pornography/Obscene Material | 4 | 1 | 1 | 0 |
| Prostitution | 0 | 0 | 0 | 0 |
| Prostitution Assisting/Promoting | 0 | 0 | 0 | 0 |
| Purchasing Prostitution | 0 | 0 | 0 | 0 |
| Weapon Law Violations | 36 | 36 | 8 | 0 |
| Total Group A Offenses | 1,570 | 865 | 599 | 103 |

(*) Offenses are counted using the FBI Units of Count for Crime

(**) The 'Arrests' column shows arrests made for incidents during the selected period, regardless of arrest date. Arrest counts for the same period may change over time.

Gordonsville Police Department - NIBRS Agency Crime Overview - 2018

| 2017 Population Estimate | 1,210 | Offenses (*) | | Arrests (**) | |
|---------------------------------------|-----------------|--------------------------------|-----------------------------------|--------------|----------|
| | | Reported | Cleared | Adult | Juvenile |
| Offense Overview | | Group A Offenses | | | |
| | | Crimes Against Persons | | | |
| Offense Total | 24 | 0 | 0 | 0 | 0 |
| Number Cleared | 19 | 0 | 0 | 0 | 0 |
| Percent Cleared | 79.17 % | 0 | 0 | 0 | 0 |
| Group A Crimes per 100,000 population | 1,983.5 | 0 | 0 | 0 | 0 |
| | | Crimes Against Property | | | |
| Arrest Overview | | | | | |
| Total Arrests | 33 | 0 | 0 | 0 | 0 |
| Adult Arrests | 33 | 0 | 0 | 0 | 0 |
| Juvenile Arrests | 0 | 1 | 1 | 1 | 0 |
| Unknown Age | 0 | 6 | 6 | 5 | 0 |
| Arrests per 100,000 population | 2,727.3 | 0 | 0 | 0 | 0 |
| Average number offenses/incident | 1.26 | 0 | 0 | 0 | 0 |
| Domestic Violence Victims | | | | | |
| Offense | Reported | Cleared | | | |
| Murder | 0 | 0 | Arson | | |
| Aggravated Assault | 1 | 1 | Bribery | | |
| Simple Assault | 3 | 3 | Burglary | | |
| Intimidation | 0 | 0 | Counterfeiting/Forgery | | |
| Stalking | 0 | 0 | Destruction/Damage/Vandalism | | |
| Forcible Rape | 0 | 0 | Embezzlement | | |
| Forcible Sodomy | 0 | 0 | Extortion/Blackmail | | |
| Sexual Assault W/Object | 0 | 0 | Fraud - False Pretenses | | |
| Forcible Fondling | 0 | 0 | Fraud - Credit Card/ATM | | |
| Incest | 0 | 0 | Fraud - Impersonation | | |
| Statutory Rape | 0 | 0 | Fraud - Welfare | | |
| Kidnapping/Abduction | 0 | 0 | Fraud - Wire | | |
| Commercial Sex Acts | 0 | 0 | Fraud - Identity Theft | | |
| Involuntary Servitude | 0 | 0 | Fraud - Computer Hacking/Invasion | | |
| Total | 4 | 4 | Robbery | | |
| Group B Arrests | | | | | |
| Offense | Adult | Juvenile | | | |
| Bad Checks | 10 | 0 | Theft - Pocket-picking | | |
| Curfew/Vagrancy | 0 | 0 | Theft - Purse Snatching | | |
| Disorderly Conduct | 0 | 0 | Theft - Shoplifting | | |
| DUI | 3 | 0 | Theft From Building | | |
| Drunkenness | 4 | 0 | Theft From Coin Machine | | |
| Family-Non Violent | 0 | 0 | Theft From Motor Vehicle | | |
| Liquor Law Violations | 0 | 0 | Theft of Motor Vehicle Parts | | |
| Peeping Tom | 0 | 0 | Theft - All Other Larceny | | |
| Runaway | 0 | 0 | Motor Vehicle Theft | | |
| Trespass | 0 | 0 | Stolen Property Offenses | | |
| All Other Offenses | 2 | 0 | | | |
| Total Group B | 19 | 0 | | | |

(*) Offenses are counted using the FBI Units of Count for Crime

(**) The 'Arrests' column shows arrests made for incidents during the selected period, regardless of arrest date. Arrest counts for the same period may change over time.

Gordonsville Police Department - NIBRS Agency Crime Overview - 2018

| Crimes Against Society | | | | |
|------------------------------------|-----------|-----------|-----------|----------|
| Animal Cruelty | 0 | 0 | 0 | 0 |
| Drug/Narcotic Violations | 5 | 5 | 4 | 0 |
| Drug/Narcotic Equipment Violations | 3 | 3 | 0 | 0 |
| Gambling - Betting/Wagering | 0 | 0 | 0 | 0 |
| Gambling - Operating/Promoting | 0 | 0 | 0 | 0 |
| Gambling - Equipment Violations | 0 | 0 | 0 | 0 |
| Gambling - Sports Tampering | 0 | 0 | 0 | 0 |
| Pornography/Obscene Material | 0 | 0 | 0 | 0 |
| Prostitution | 0 | 0 | 0 | 0 |
| Prostitution Assisting/Promoting | 0 | 0 | 0 | 0 |
| Purchasing Prostitution | 0 | 0 | 0 | 0 |
| Weapon Law Violations | 0 | 0 | 0 | 0 |
| Total Group A Offenses | 24 | 19 | 14 | 0 |

(*) Offenses are counted using the FBI Units of Count for Crime

(**) The 'Arrests' column shows arrests made for incidents during the selected period, regardless of arrest date. Arrest counts for the same period may change over time.

Grand Junction Police Department - NIBRS Agency Crime Overview - 2018

| 2017 Population Estimate | | 273 | | Offenses (*) | | Arrests (**) | |
|---------------------------------------|----------|----------------------------------|-----------------------------------|-------------------------|---------|--------------|----------|
| Offense Overview | | Crimes Against Persons | | Reported | Cleared | Adult | Juvenile |
| Offense Total | 22 | Murder | | 0 | 0 | 0 | 0 |
| Number Cleared | 16 | Negligent Manslaughter | | 0 | 0 | 0 | 0 |
| Percent Cleared | 72.73 % | Negligent Vehicular Manslaughter | | 0 | 0 | 0 | 0 |
| Group A Crimes per 100,000 population | 8,058.6 | Kidnapping/Abduction | | 0 | 0 | 0 | 0 |
| | | Forcible Rape | | 0 | 0 | 0 | 0 |
| | | Forcible Sodomy | | 0 | 0 | 0 | 0 |
| | | Sexual Assault W/Object | | 0 | 0 | 0 | 0 |
| | | Forcible Fondling | | 0 | 0 | 0 | 0 |
| | | Incest | | 0 | 0 | 0 | 0 |
| | | Statutory Rape | | 0 | 0 | 0 | 0 |
| | | Aggravated Assault | | 1 | 1 | 1 | 0 |
| | | Simple Assault | | 3 | 2 | 1 | 1 |
| | | Intimidation | | 1 | 0 | 0 | 0 |
| | | Stalking | | 0 | 0 | 0 | 0 |
| | | Commercial Sex Acts | | 0 | 0 | 0 | 0 |
| | | Involuntary Servitude | | 0 | 0 | 0 | 0 |
| | | Average number offenses/incident | 1.00 | | | | |
| Domestic Violence Victims | | | | Crimes Against Property | | | |
| Offense | Reported | Cleared | | | | | |
| Murder | 0 | 0 | Arson | 0 | 0 | 0 | 0 |
| Aggravated Assault | 1 | 1 | Bribery | 0 | 0 | 0 | 0 |
| Simple Assault | 1 | 1 | Burglary | 0 | 0 | 0 | 0 |
| Intimidation | 0 | 0 | Counterfeiting/Forgery | 3 | 0 | 0 | 0 |
| Stalking | 0 | 0 | Destruction/Damage/Vandalism | 1 | 0 | 0 | 0 |
| Forcible Rape | 0 | 0 | Embezzlement | 0 | 0 | 0 | 0 |
| Forcible Sodomy | 0 | 0 | Extortion/Blackmail | 0 | 0 | 0 | 0 |
| Sexual Assault W/Object | 0 | 0 | Fraud - False Pretenses | 0 | 0 | 0 | 0 |
| Forcible Fondling | 0 | 0 | Fraud - Credit Card/ATM | 0 | 0 | 0 | 0 |
| Incest | 0 | 0 | Fraud - Impersonation | 0 | 0 | 0 | 0 |
| Statutory Rape | 0 | 0 | Fraud - Welfare | 0 | 0 | 0 | 0 |
| Kidnapping/Abduction | 0 | 0 | Fraud - Wire | 0 | 0 | 0 | 0 |
| Commercial Sex Acts | 0 | 0 | Fraud - Identity Theft | 0 | 0 | 0 | 0 |
| Involuntary Servitude | 0 | 0 | Fraud - Computer Hacking/Invasion | 0 | 0 | 0 | 0 |
| Total | 2 | 2 | Robbery | 1 | 1 | 1 | 0 |
| | | | Theft - Pocket-picking | 0 | 0 | 0 | 0 |
| | | | Theft - Purse Snatching | 0 | 0 | 0 | 0 |
| | | | Theft - Shoplifting | 3 | 3 | 3 | 0 |
| | | | Theft From Building | 0 | 0 | 0 | 0 |
| | | | Theft From Coin Machine | 0 | 0 | 0 | 0 |
| | | | Theft From Motor Vehicle | 0 | 0 | 0 | 0 |
| | | | Theft of Motor Vehicle Parts | 0 | 0 | 0 | 0 |
| | | | Theft - All Other Larceny | 1 | 1 | 1 | 0 |
| | | | Motor Vehicle Theft | 0 | 0 | 0 | 0 |
| | | | Stolen Property Offenses | 0 | 0 | 0 | 0 |
| Group B Arrests | | | | | | | |
| Offense | Adult | Juvenile | | | | | |
| Bad Checks | 0 | 0 | | | | | |
| Curfew/Vagrancy | 0 | 0 | | | | | |
| Disorderly Conduct | 0 | 0 | | | | | |
| DUI | 6 | 0 | | | | | |
| Drunkenness | 2 | 0 | | | | | |
| Family-Non Violent | 0 | 0 | | | | | |
| Liquor Law Violations | 0 | 0 | | | | | |
| Peeping Tom | 0 | 0 | | | | | |
| Runaway | 0 | 0 | | | | | |
| Trespass | 0 | 0 | | | | | |
| All Other Offenses | 0 | 0 | | | | | |
| Total Group B | 8 | 0 | | | | | |

(*) Offenses are counted using the FBI Units of Count for Crime

(**) The 'Arrests' column shows arrests made for incidents during the selected period, regardless of arrest date. Arrest counts for the same period may change over time.

This report is valid as of May 06, 2019 and is subject to change

Grand Junction Police Department - NIBRS Agency Crime Overview - 2018

| Crimes Against Society | | | | |
|------------------------------------|-----------|-----------|-----------|----------|
| Animal Cruelty | 0 | 0 | 0 | 0 |
| Drug/Narcotic Violations | 8 | 8 | 7 | 0 |
| Drug/Narcotic Equipment Violations | 0 | 0 | 0 | 0 |
| Gambling - Betting/Wagering | 0 | 0 | 0 | 0 |
| Gambling - Operating/Promoting | 0 | 0 | 0 | 0 |
| Gambling - Equipment Violations | 0 | 0 | 0 | 0 |
| Gambling - Sports Tampering | 0 | 0 | 0 | 0 |
| Pornography/Obscene Material | 0 | 0 | 0 | 0 |
| Prostitution | 0 | 0 | 0 | 0 |
| Prostitution Assisting/Promoting | 0 | 0 | 0 | 0 |
| Purchasing Prostitution | 0 | 0 | 0 | 0 |
| Weapon Law Violations | 0 | 0 | 0 | 0 |
| Total Group A Offenses | 22 | 16 | 14 | 1 |

(*) Offenses are counted using the FBI Units of Count for Crime

(**) The 'Arrests' column shows arrests made for incidents during the selected period, regardless of arrest date. Arrest counts for the same period may change over time.

Graysville Police Department - NIBRS Agency Crime Overview - 2018

| 2017 Population Estimate | 1,549 | Offenses (*) | | Arrests (**) | | | |
|---------------------------------------|-----------------|----------------------------------|-----------------------------------|--------------|----------|---|---|
| | | Reported | Cleared | Adult | Juvenile | | |
| Offense Overview | | Group A Offenses | | | | | |
| Crimes Against Persons | | Crimes Against Persons | | | | | |
| Offense Total | 117 | Murder | 0 | 0 | 0 | 0 | |
| Number Cleared | 74 | Negligent Manslaughter | 0 | 0 | 0 | 0 | |
| Percent Cleared | 63.25 % | Negligent Vehicular Manslaughter | 0 | 0 | 0 | 0 | |
| Group A Crimes per 100,000 population | 7,553.3 | Kidnapping/Abduction | 0 | 0 | 0 | 0 | |
| | | Forcible Rape | 0 | 0 | 0 | 0 | |
| | | Forcible Sodomy | 0 | 0 | 0 | 0 | |
| | | Sexual Assault W/Object | 0 | 0 | 0 | 0 | |
| | | Forcible Fondling | 0 | 0 | 0 | 0 | |
| Arrest Overview | | Incest | 0 | 0 | 0 | 0 | |
| Total Arrests | 68 | Statutory Rape | 0 | 0 | 0 | 0 | |
| Adult Arrests | 66 | Aggravated Assault | 7 | 4 | 4 | 0 | |
| Juvenile Arrests | 2 | Simple Assault | 13 | 10 | 7 | 1 | |
| Unknown Age | 0 | Intimidation | 6 | 2 | 2 | 0 | |
| Arrests per 100,000 population | 4,389.9 | Stalking | 1 | 1 | 1 | 0 | |
| | | Commercial Sex Acts | 0 | 0 | 0 | 0 | |
| | | Involuntary Servitude | 0 | 0 | 0 | 0 | |
| Average number offenses/incident | 1.21 | Crimes Against Property | | | | | |
| Domestic Violence Victims | | Crimes Against Property | | | | | |
| Offense | Reported | Cleared | | | | | |
| Murder | 0 | 0 | Arson | 0 | 0 | 0 | 0 |
| Aggravated Assault | 0 | 0 | Bribery | 1 | 1 | 1 | 0 |
| Simple Assault | 9 | 8 | Burglary | 3 | 2 | 1 | 0 |
| Intimidation | 2 | 1 | Counterfeiting/Forgery | 0 | 0 | 0 | 0 |
| Stalking | 0 | 0 | Destruction/Damage/Vandalism | 8 | 0 | 0 | 0 |
| Forcible Rape | 0 | 0 | Embezzlement | 0 | 0 | 0 | 0 |
| Forcible Sodomy | 0 | 0 | Extortion/Blackmail | 0 | 0 | 0 | 0 |
| Sexual Assault W/Object | 0 | 0 | Fraud - False Pretenses | 0 | 0 | 0 | 0 |
| Forcible Fondling | 0 | 0 | Fraud - Credit Card/ATM | 0 | 0 | 0 | 0 |
| Incest | 0 | 0 | Fraud - Impersonation | 2 | 2 | 1 | 0 |
| Statutory Rape | 0 | 0 | Fraud - Welfare | 0 | 0 | 0 | 0 |
| Kidnapping/Abduction | 0 | 0 | Fraud - Wire | 0 | 0 | 0 | 0 |
| Commercial Sex Acts | 0 | 0 | Fraud - Identity Theft | 0 | 0 | 0 | 0 |
| Involuntary Servitude | 0 | 0 | Fraud - Computer Hacking/Invasion | 0 | 0 | 0 | 0 |
| Total | 11 | 9 | Robbery | 0 | 0 | 0 | 0 |
| | | | Theft - Pocket-picking | 0 | 0 | 0 | 0 |
| | | | Theft - Purse Snatching | 0 | 0 | 0 | 0 |
| | | | Theft - Shoplifting | 7 | 4 | 3 | 0 |
| Group B Arrests | | | Theft From Building | 12 | 2 | 2 | 0 |
| Offense | Adult | Juvenile | Theft From Coin Machine | 0 | 0 | 0 | 0 |
| Bad Checks | 0 | 0 | Theft From Motor Vehicle | 4 | 1 | 0 | 0 |
| Curfew/Vagrancy | 0 | 0 | Theft of Motor Vehicle Parts | 1 | 0 | 0 | 0 |
| Disorderly Conduct | 0 | 1 | Theft - All Other Larceny | 2 | 1 | 1 | 0 |
| DUI | 7 | 0 | Motor Vehicle Theft | 4 | 4 | 4 | 0 |
| Drunkenness | 1 | 0 | Stolen Property Offenses | 1 | 0 | 0 | 0 |
| Family-Non Violent | 0 | 0 | | | | | |
| Liquor Law Violations | 0 | 0 | | | | | |
| Peeping Tom | 0 | 0 | | | | | |
| Runaway | 0 | 0 | | | | | |
| Trespass | 2 | 0 | | | | | |
| All Other Offenses | 2 | 0 | | | | | |
| Total Group B | 12 | 1 | | | | | |

(*) Offenses are counted using the FBI Units of Count for Crime

(**) The 'Arrests' column shows arrests made for incidents during the selected period, regardless of arrest date. Arrest counts for the same period may change over time.

This report is valid as of May 06, 2019 and is subject to change

Graysville Police Department - NIBRS Agency Crime Overview - 2018

| Crimes Against Society | | | | |
|------------------------------------|------------|-----------|-----------|----------|
| Animal Cruelty | 2 | 0 | 0 | 0 |
| Drug/Narcotic Violations | 29 | 28 | 23 | 0 |
| Drug/Narcotic Equipment Violations | 14 | 12 | 4 | 0 |
| Gambling - Betting/Wagering | 0 | 0 | 0 | 0 |
| Gambling - Operating/Promoting | 0 | 0 | 0 | 0 |
| Gambling - Equipment Violations | 0 | 0 | 0 | 0 |
| Gambling - Sports Tampering | 0 | 0 | 0 | 0 |
| Pornography/Obscene Material | 0 | 0 | 0 | 0 |
| Prostitution | 0 | 0 | 0 | 0 |
| Prostitution Assisting/Promoting | 0 | 0 | 0 | 0 |
| Purchasing Prostitution | 0 | 0 | 0 | 0 |
| Weapon Law Violations | 0 | 0 | 0 | 0 |
| Total Group A Offenses | 117 | 74 | 54 | 1 |

(*) Offenses are counted using the FBI Units of Count for Crime

(**) The 'Arrests' column shows arrests made for incidents during the selected period, regardless of arrest date. Arrest counts for the same period may change over time.

Greenbrier Police Department - NIBRS Agency Crime Overview - 2018

| 2017 Population Estimate | 6,842 | Offenses (*) | | Arrests (**) | | | |
|---------------------------------------|-----------------|----------------------------------|-----------------------------------|--------------|----------|---|---|
| | | Reported | Cleared | Adult | Juvenile | | |
| Offense Overview | | Group A Offenses | | | | | |
| Crimes Against Persons | | Crimes Against Persons | | | | | |
| Offense Total | 407 | Murder | 0 | 0 | 0 | 0 | |
| Number Cleared | 260 | Negligent Manslaughter | 0 | 0 | 0 | 0 | |
| Percent Cleared | 63.88 % | Negligent Vehicular Manslaughter | 0 | 0 | 0 | 0 | |
| Group A Crimes per 100,000 population | 5,948.6 | Kidnapping/Abduction | 0 | 0 | 0 | 0 | |
| | | Forcible Rape | 2 | 1 | 1 | 0 | |
| | | Forcible Sodomy | 0 | 0 | 0 | 0 | |
| | | Sexual Assault W/Object | 0 | 0 | 0 | 0 | |
| Arrest Overview | | Forcible Fondling | 1 | 1 | 1 | 0 | |
| Total Arrests | 246 | Incest | 0 | 0 | 0 | 0 | |
| Adult Arrests | 233 | Statutory Rape | 1 | 1 | 1 | 0 | |
| Juvenile Arrests | 13 | Aggravated Assault | 21 | 17 | 10 | 1 | |
| Unknown Age | 0 | Simple Assault | 53 | 35 | 18 | 3 | |
| Arrests per 100,000 population | 3,595.4 | Intimidation | 28 | 20 | 4 | 0 | |
| | | Stalking | 4 | 0 | 0 | 0 | |
| | | Commercial Sex Acts | 0 | 0 | 0 | 0 | |
| Average number offenses/incident | 1.25 | Involuntary Servitude | 0 | 0 | 0 | 0 | |
| Domestic Violence Victims | | Crimes Against Property | | | | | |
| Offense | Reported | Cleared | Crimes Against Property | | | | |
| Murder | 0 | 0 | Arson | 0 | 0 | 0 | 0 |
| Aggravated Assault | 11 | 8 | Bribery | 0 | 0 | 0 | 0 |
| Simple Assault | 40 | 27 | Burglary | 13 | 1 | 0 | 0 |
| Intimidation | 10 | 6 | Counterfeiting/Forgery | 5 | 3 | 3 | 0 |
| Stalking | 2 | 0 | Destruction/Damage/Vandalism | 17 | 4 | 1 | 0 |
| Forcible Rape | 1 | 0 | Embezzlement | 3 | 2 | 1 | 0 |
| Forcible Sodomy | 0 | 0 | Extortion/Blackmail | 1 | 0 | 0 | 0 |
| Sexual Assault W/Object | 0 | 0 | Fraud - False Pretenses | 11 | 5 | 1 | 0 |
| Forcible Fondling | 0 | 0 | Fraud - Credit Card/ATM | 12 | 2 | 2 | 0 |
| Incest | 0 | 0 | Fraud - Impersonation | 3 | 3 | 2 | 0 |
| Statutory Rape | 0 | 0 | Fraud - Welfare | 9 | 0 | 0 | 0 |
| Kidnapping/Abduction | 0 | 0 | Fraud - Wire | 1 | 0 | 0 | 0 |
| Commercial Sex Acts | 0 | 0 | Fraud - Identity Theft | 3 | 1 | 1 | 0 |
| Involuntary Servitude | 0 | 0 | Fraud - Computer Hacking/Invasion | 1 | 0 | 0 | 0 |
| Total | 64 | 41 | Robbery | 1 | 1 | 1 | 0 |
| | | | Theft - Pocket-picking | 0 | 0 | 0 | 0 |
| Group B Arrests | | | Theft - Purse Snatching | 0 | 0 | 0 | 0 |
| Offense | Adult | Juvenile | Theft - Shoplifting | 0 | 0 | 0 | 0 |
| Bad Checks | 0 | 0 | Theft From Building | 7 | 1 | 0 | 0 |
| Curfew/Vagrancy | 0 | 0 | Theft From Coin Machine | 0 | 0 | 0 | 0 |
| Disorderly Conduct | 1 | 0 | Theft From Motor Vehicle | 27 | 0 | 0 | 0 |
| DUI | 40 | 0 | Theft of Motor Vehicle Parts | 2 | 0 | 0 | 0 |
| Drunkenness | 8 | 0 | Theft - All Other Larceny | 8 | 3 | 1 | 1 |
| Family-Non Violent | 0 | 0 | Motor Vehicle Theft | 10 | 7 | 5 | 2 |
| Liquor Law Violations | 2 | 3 | Stolen Property Offenses | 1 | 1 | 0 | 0 |
| Peeping Tom | 0 | 0 | | | | | |
| Runaway | 0 | 0 | | | | | |
| Trespass | 1 | 0 | | | | | |
| All Other Offenses | 31 | 0 | | | | | |
| Total Group B | 83 | 3 | | | | | |

(*) Offenses are counted using the FBI Units of Count for Crime

(**) The 'Arrests' column shows arrests made for incidents during the selected period, regardless of arrest date. Arrest counts for the same period may change over time.

Greenbrier Police Department - NIBRS Agency Crime Overview - 2018

| Crimes Against Society | | | | |
|------------------------------------|------------|------------|------------|-----------|
| Animal Cruelty | 0 | 0 | 0 | 0 |
| Drug/Narcotic Violations | 103 | 96 | 88 | 2 |
| Drug/Narcotic Equipment Violations | 54 | 51 | 9 | 0 |
| Gambling - Betting/Wagering | 0 | 0 | 0 | 0 |
| Gambling - Operating/Promoting | 0 | 0 | 0 | 0 |
| Gambling - Equipment Violations | 0 | 0 | 0 | 0 |
| Gambling - Sports Tampering | 0 | 0 | 0 | 0 |
| Pornography/Obscene Material | 2 | 1 | 0 | 1 |
| Prostitution | 0 | 0 | 0 | 0 |
| Prostitution Assisting/Promoting | 0 | 0 | 0 | 0 |
| Purchasing Prostitution | 0 | 0 | 0 | 0 |
| Weapon Law Violations | 3 | 3 | 0 | 0 |
| Total Group A Offenses | 407 | 260 | 150 | 10 |

(*) Offenses are counted using the FBI Units of Count for Crime

(**) The 'Arrests' column shows arrests made for incidents during the selected period, regardless of arrest date. Arrest counts for the same period may change over time.

Greenville Police Department - NIBRS Agency Crime Overview - 2018

| 2017 Population Estimate | | 14,888 | | Offenses (*) | | Arrests (**) | | |
|---------------------------------------|----------|----------------------------------|-----------------|-----------------------------------|---------|--------------|----------|---|
| | | | | Reported | Cleared | Adult | Juvenile | |
| Offense Overview | | | | Group A Offenses | | | | |
| Crimes Against Persons | | | | Crimes Against Persons | | | | |
| Offense Total | 1,729 | Murder | 1 | 1 | 1 | 0 | | |
| Number Cleared | 1,080 | Negligent Manslaughter | 0 | 0 | 0 | 0 | | |
| Percent Cleared | 62.46 % | Negligent Vehicular Manslaughter | 0 | 0 | 0 | 0 | | |
| Group A Crimes per 100,000 population | 11,613.4 | Kidnapping/Abduction | 2 | 2 | 1 | 0 | | |
| | | Forcible Rape | 3 | 3 | 0 | 1 | | |
| | | Forcible Sodomy | 2 | 1 | 1 | 0 | | |
| | | Sexual Assault W/Object | 0 | 0 | 0 | 0 | | |
| | | Forcible Fondling | 2 | 2 | 1 | 0 | | |
| | | Incest | 0 | 0 | 0 | 0 | | |
| | | Statutory Rape | 0 | 0 | 0 | 0 | | |
| | | Aggravated Assault | 58 | 46 | 33 | 2 | | |
| | | Simple Assault | 277 | 240 | 144 | 12 | | |
| | | Intimidation | 43 | 23 | 2 | 4 | | |
| | | Stalking | 5 | 2 | 1 | 0 | | |
| | | Commercial Sex Acts | 0 | 0 | 0 | 0 | | |
| | | Involuntary Servitude | 0 | 0 | 0 | 0 | | |
| | | Average number offenses/incident | 1.25 | | | | | |
| Arrest Overview | | | | Crimes Against Property | | | | |
| Domestic Violence Victims | | | | Crimes Against Property | | | | |
| Offense | | Reported | Cleared | | | | | |
| Murder | | 1 | 1 | Arson | 1 | 1 | 1 | 0 |
| Aggravated Assault | | 31 | 24 | Bribery | 0 | 0 | 0 | 0 |
| Simple Assault | | 175 | 152 | Burglary | 71 | 15 | 10 | 0 |
| Intimidation | | 9 | 7 | Counterfeiting/Forgery | 67 | 11 | 5 | 0 |
| Stalking | | 2 | 1 | Destruction/Damage/Vandalism | 120 | 49 | 14 | 4 |
| Forcible Rape | | 2 | 2 | Embezzlement | 23 | 17 | 8 | 0 |
| Forcible Sodomy | | 1 | 0 | Extortion/Blackmail | 0 | 0 | 0 | 0 |
| Sexual Assault W/Object | | 0 | 0 | Fraud - False Pretenses | 49 | 14 | 3 | 0 |
| Forcible Fondling | | 0 | 0 | Fraud - Credit Card/ATM | 45 | 22 | 13 | 0 |
| Incest | | 0 | 0 | Fraud - Impersonation | 10 | 10 | 10 | 0 |
| Statutory Rape | | 0 | 0 | Fraud - Welfare | 0 | 0 | 0 | 0 |
| Kidnapping/Abduction | | 2 | 2 | Fraud - Wire | 2 | 2 | 2 | 0 |
| Commercial Sex Acts | | 0 | 0 | Fraud - Identity Theft | 8 | 1 | 0 | 0 |
| Involuntary Servitude | | 0 | 0 | Fraud - Computer Hacking/Invasion | 0 | 0 | 0 | 0 |
| Total | | 223 | 189 | Robbery | 1 | 0 | 0 | 0 |
| Group B Arrests | | | | Theft - Pocket-picking | | | | |
| Offense | | Adult | Juvenile | Theft - Purse Snatching | | | | |
| Bad Checks | | 1 | 0 | Theft - Shoplifting | | | | |
| Curfew/Vagrancy | | 0 | 0 | Theft From Building | | | | |
| Disorderly Conduct | | 4 | 0 | Theft From Coin Machine | | | | |
| DUI | | 54 | 0 | Theft From Motor Vehicle | | | | |
| Drunkenness | | 136 | 4 | Theft of Motor Vehicle Parts | | | | |
| Family-Non Violent | | 1 | 0 | Theft - All Other Larceny | | | | |
| Liquor Law Violations | | 0 | 0 | Motor Vehicle Theft | | | | |
| Peeping Tom | | 0 | 0 | Stolen Property Offenses | | | | |
| Runaway | | 0 | 0 | | | | | |
| Trespass | | 41 | 12 | | | | | |
| All Other Offenses | | 81 | 4 | | | | | |
| Total Group B | | 318 | 20 | | | | | |

(*) Offenses are counted using the FBI Units of Count for Crime

(**) The 'Arrests' column shows arrests made for incidents during the selected period, regardless of arrest date. Arrest counts for the same period may change over time.

This report is valid as of May 06, 2019 and is subject to change

Greenville Police Department - NIBRS Agency Crime Overview - 2018

| Crimes Against Society | | | | |
|------------------------------------|--------------|--------------|------------|-----------|
| Animal Cruelty | 0 | 0 | 0 | 0 |
| Drug/Narcotic Violations | 190 | 183 | 173 | 8 |
| Drug/Narcotic Equipment Violations | 154 | 149 | 56 | 0 |
| Gambling - Betting/Wagering | 0 | 0 | 0 | 0 |
| Gambling - Operating/Promoting | 0 | 0 | 0 | 0 |
| Gambling - Equipment Violations | 0 | 0 | 0 | 0 |
| Gambling - Sports Tampering | 0 | 0 | 0 | 0 |
| Pornography/Obscene Material | 0 | 0 | 0 | 0 |
| Prostitution | 1 | 1 | 0 | 0 |
| Prostitution Assisting/Promoting | 0 | 0 | 0 | 0 |
| Purchasing Prostitution | 0 | 0 | 0 | 0 |
| Weapon Law Violations | 13 | 12 | 3 | 2 |
| Total Group A Offenses | 1,729 | 1,080 | 699 | 39 |

(*) Offenses are counted using the FBI Units of Count for Crime

(**) The 'Arrests' column shows arrests made for incidents during the selected period, regardless of arrest date. Arrest counts for the same period may change over time.

Greenfield Police Department - NIBRS Agency Crime Overview - 2018

| 2017 Population Estimate | | 2,083 | | Offenses (*) | | Arrests (**) | |
|---------------------------------------|-----------|----------------------------------|-----------------------------------|-------------------------|---------|--------------|----------|
| Offense Overview | | Crimes Against Persons | | Reported | Cleared | Adult | Juvenile |
| Offense Total | 113 | Murder | | 0 | 0 | 0 | 0 |
| Number Cleared | 70 | Negligent Manslaughter | | 0 | 0 | 0 | 0 |
| Percent Cleared | 61.95 % | Negligent Vehicular Manslaughter | | 0 | 0 | 0 | 0 |
| Group A Crimes per 100,000 population | 5,424.9 | Kidnapping/Abduction | | 0 | 0 | 0 | 0 |
| | | Forcible Rape | | 0 | 0 | 0 | 0 |
| | | Forcible Sodomy | | 0 | 0 | 0 | 0 |
| | | Sexual Assault W/Object | | 0 | 0 | 0 | 0 |
| | | Forcible Fondling | | 0 | 0 | 0 | 0 |
| | | Incest | | 0 | 0 | 0 | 0 |
| | | Statutory Rape | | 0 | 0 | 0 | 0 |
| | | Aggravated Assault | | 4 | 4 | 4 | 0 |
| | | Simple Assault | | 24 | 21 | 20 | 0 |
| | | Intimidation | | 3 | 1 | 1 | 0 |
| | | Stalking | | 0 | 0 | 0 | 0 |
| | | Commercial Sex Acts | | 0 | 0 | 0 | 0 |
| | | Involuntary Servitude | | 0 | 0 | 0 | 0 |
| | | Average number offenses/incident | 1.19 | | | | |
| Domestic Violence Victims | | | | Crimes Against Property | | | |
| Offense | Reported | Cleared | | | | | |
| Murder | 0 | 0 | Arson | 0 | 0 | 0 | 0 |
| Aggravated Assault | 4 | 4 | Bribery | 0 | 0 | 0 | 0 |
| Simple Assault | 18 | 17 | Burglary | 4 | 0 | 0 | 0 |
| Intimidation | 1 | 1 | Counterfeiting/Forgery | 4 | 0 | 0 | 0 |
| Stalking | 0 | 0 | Destruction/Damage/Vandalism | 14 | 8 | 4 | 2 |
| Forcible Rape | 0 | 0 | Embezzlement | 0 | 0 | 0 | 0 |
| Forcible Sodomy | 0 | 0 | Extortion/Blackmail | 0 | 0 | 0 | 0 |
| Sexual Assault W/Object | 0 | 0 | Fraud - False Pretenses | 2 | 0 | 0 | 0 |
| Forcible Fondling | 0 | 0 | Fraud - Credit Card/ATM | 2 | 0 | 0 | 0 |
| Incest | 0 | 0 | Fraud - Impersonation | 1 | 1 | 1 | 0 |
| Statutory Rape | 0 | 0 | Fraud - Welfare | 0 | 0 | 0 | 0 |
| Kidnapping/Abduction | 0 | 0 | Fraud - Wire | 0 | 0 | 0 | 0 |
| Commercial Sex Acts | 0 | 0 | Fraud - Identity Theft | 0 | 0 | 0 | 0 |
| Involuntary Servitude | 0 | 0 | Fraud - Computer Hacking/Invasion | 0 | 0 | 0 | 0 |
| Total | 23 | 22 | Robbery | 0 | 0 | 0 | 0 |
| | | | Theft - Pocket-picking | 0 | 0 | 0 | 0 |
| | | | Theft - Purse Snatching | 0 | 0 | 0 | 0 |
| | | | Theft - Shoplifting | 4 | 4 | 4 | 0 |
| | | | Theft From Building | 1 | 0 | 0 | 0 |
| | | | Theft From Coin Machine | 0 | 0 | 0 | 0 |
| | | | Theft From Motor Vehicle | 2 | 0 | 0 | 0 |
| | | | Theft of Motor Vehicle Parts | 0 | 0 | 0 | 0 |
| | | | Theft - All Other Larceny | 17 | 3 | 1 | 3 |
| | | | Motor Vehicle Theft | 2 | 0 | 0 | 0 |
| | | | Stolen Property Offenses | 0 | 0 | 0 | 0 |
| Group B Arrests | | | | | | | |
| Offense | Adult | Juvenile | | | | | |
| Bad Checks | 0 | 0 | | | | | |
| Curfew/Vagrancy | 0 | 0 | | | | | |
| Disorderly Conduct | 2 | 0 | | | | | |
| DUI | 4 | 0 | | | | | |
| Drunkenness | 5 | 0 | | | | | |
| Family-Non Violent | 1 | 0 | | | | | |
| Liquor Law Violations | 0 | 0 | | | | | |
| Peeping Tom | 0 | 0 | | | | | |
| Runaway | 0 | 0 | | | | | |
| Trespass | 1 | 0 | | | | | |
| All Other Offenses | 4 | 1 | | | | | |
| Total Group B | 17 | 1 | | | | | |

(*) Offenses are counted using the FBI Units of Count for Crime

(**) The 'Arrests' column shows arrests made for incidents during the selected period, regardless of arrest date. Arrest counts for the same period may change over time.

This report is valid as of May 06, 2019 and is subject to change

Greenfield Police Department - NIBRS Agency Crime Overview - 2018

| Crimes Against Society | | | | |
|------------------------------------|------------|-----------|-----------|----------|
| Animal Cruelty | 0 | 0 | 0 | 0 |
| Drug/Narcotic Violations | 18 | 17 | 17 | 2 |
| Drug/Narcotic Equipment Violations | 8 | 8 | 1 | 0 |
| Gambling - Betting/Wagering | 0 | 0 | 0 | 0 |
| Gambling - Operating/Promoting | 0 | 0 | 0 | 0 |
| Gambling - Equipment Violations | 0 | 0 | 0 | 0 |
| Gambling - Sports Tampering | 0 | 0 | 0 | 0 |
| Pornography/Obscene Material | 0 | 0 | 0 | 0 |
| Prostitution | 0 | 0 | 0 | 0 |
| Prostitution Assisting/Promoting | 0 | 0 | 0 | 0 |
| Purchasing Prostitution | 0 | 0 | 0 | 0 |
| Weapon Law Violations | 3 | 3 | 2 | 0 |
| Total Group A Offenses | 113 | 70 | 55 | 7 |

(*) Offenses are counted using the FBI Units of Count for Crime

(**) The 'Arrests' column shows arrests made for incidents during the selected period, regardless of arrest date. Arrest counts for the same period may change over time.

Halls Police Department - NIBRS Agency Crime Overview - 2018

| 2017 Population Estimate | | 2,134 | | Offenses (*) | | Arrests (**) | |
|---------------------------------------|----------|----------------------------------|-----------------------------------|--------------------------------|---------|--------------|----------|
| | | | | Reported | Cleared | Adult | Juvenile |
| Offense Overview | | | | Group A Offenses | | | |
| Crimes Against Persons | | | | | | | |
| Offense Total | 35 | Murder | 0 | 0 | 0 | 0 | |
| Number Cleared | 7 | Negligent Manslaughter | 0 | 0 | 0 | 0 | |
| Percent Cleared | 20.00 % | Negligent Vehicular Manslaughter | 0 | 0 | 0 | 0 | |
| Group A Crimes per 100,000 population | 1,640.1 | Kidnapping/Abduction | 0 | 0 | 0 | 0 | |
| | | Forcible Rape | 0 | 0 | 0 | 0 | |
| | | Forcible Sodomy | 0 | 0 | 0 | 0 | |
| | | Sexual Assault W/Object | 0 | 0 | 0 | 0 | |
| | | Forcible Fondling | 1 | 1 | 0 | 1 | |
| | | Incest | 0 | 0 | 0 | 0 | |
| | | Statutory Rape | 0 | 0 | 0 | 0 | |
| | | Aggravated Assault | 5 | 2 | 2 | 0 | |
| | | Simple Assault | 3 | 1 | 0 | 0 | |
| | | Intimidation | 0 | 0 | 0 | 0 | |
| | | Stalking | 1 | 0 | 0 | 0 | |
| | | Commercial Sex Acts | 0 | 0 | 0 | 0 | |
| | | Involuntary Servitude | 0 | 0 | 0 | 0 | |
| Arrest Overview | | | | Crimes Against Property | | | |
| Domestic Violence Victims | | | | | | | |
| Offense | | Reported | Cleared | | | | |
| Murder | 0 | 0 | Arson | | | | |
| Aggravated Assault | 4 | 1 | Bribery | | | | |
| Simple Assault | 1 | 1 | Burglary | | | | |
| Intimidation | 0 | 0 | Counterfeiting/Forgery | | | | |
| Stalking | 1 | 0 | Destruction/Damage/Vandalism | | | | |
| Forcible Rape | 0 | 0 | Embezzlement | | | | |
| Forcible Sodomy | 0 | 0 | Extortion/Blackmail | | | | |
| Sexual Assault W/Object | 0 | 0 | Fraud - False Pretenses | | | | |
| Forcible Fondling | 0 | 0 | Fraud - Credit Card/ATM | | | | |
| Incest | 0 | 0 | Fraud - Impersonation | | | | |
| Statutory Rape | 0 | 0 | Fraud - Welfare | | | | |
| Kidnapping/Abduction | 0 | 0 | Fraud - Wire | | | | |
| Commercial Sex Acts | 0 | 0 | Fraud - Identity Theft | | | | |
| Involuntary Servitude | 0 | 0 | Fraud - Computer Hacking/Invasion | | | | |
| Total | 6 | 2 | Robbery | | | | |
| Group B Arrests | | | | Theft - Pocket-picking | | | |
| Offense | | Adult | Juvenile | Theft - Purse Snatching | | | |
| Bad Checks | 0 | 0 | Theft - Shoplifting | | | | |
| Curfew/Vagrancy | 0 | 0 | Theft From Building | | | | |
| Disorderly Conduct | 1 | 0 | Theft From Coin Machine | | | | |
| DUI | 0 | 0 | Theft From Motor Vehicle | | | | |
| Drunkenness | 0 | 0 | Theft of Motor Vehicle Parts | | | | |
| Family-Non Violent | 0 | 0 | Theft - All Other Larceny | | | | |
| Liquor Law Violations | 0 | 0 | Motor Vehicle Theft | | | | |
| Peeping Tom | 0 | 0 | Stolen Property Offenses | | | | |
| Runaway | 0 | 0 | | | | | |
| Trespass | 0 | 0 | | | | | |
| All Other Offenses | 1 | 0 | | | | | |
| Total Group B | 2 | 0 | | | | | |

(*) Offenses are counted using the FBI Units of Count for Crime

(**) The 'Arrests' column shows arrests made for incidents during the selected period, regardless of arrest date. Arrest counts for the same period may change over time.

This report is valid as of May 06, 2019 and is subject to change

Halls Police Department - NIBRS Agency Crime Overview - 2018

| Crimes Against Society | | | | |
|------------------------------------|-----------|----------|----------|----------|
| Animal Cruelty | 0 | 0 | 0 | 0 |
| Drug/Narcotic Violations | 0 | 0 | 0 | 0 |
| Drug/Narcotic Equipment Violations | 0 | 0 | 0 | 0 |
| Gambling - Betting/Wagering | 0 | 0 | 0 | 0 |
| Gambling - Operating/Promoting | 0 | 0 | 0 | 0 |
| Gambling - Equipment Violations | 0 | 0 | 0 | 0 |
| Gambling - Sports Tampering | 0 | 0 | 0 | 0 |
| Pornography/Obscene Material | 0 | 0 | 0 | 0 |
| Prostitution | 0 | 0 | 0 | 0 |
| Prostitution Assisting/Promoting | 0 | 0 | 0 | 0 |
| Purchasing Prostitution | 0 | 0 | 0 | 0 |
| Weapon Law Violations | 2 | 0 | 0 | 0 |
| Total Group A Offenses | 35 | 7 | 4 | 1 |

(*) Offenses are counted using the FBI Units of Count for Crime

(**) The 'Arrests' column shows arrests made for incidents during the selected period, regardless of arrest date. Arrest counts for the same period may change over time.

Harriman Police Department - NIBRS Agency Crime Overview - 2018

| 2017 Population Estimate | | 6,158 | | Offenses (*) | | Arrests (**) | |
|---------------------------------------|---------|----------------------------------|-----------------|--|---------|--------------|----------|
| | | | | Reported | Cleared | Adult | Juvenile |
| Offense Overview | | | | Group A Offenses | | | |
| Crimes Against Persons | | | | Crimes Against Persons | | | |
| Offense Total | 546 | Murder | 0 | 0 | 0 | 0 | |
| Number Cleared | 315 | Negligent Manslaughter | 0 | 0 | 0 | 0 | |
| Percent Cleared | 57.69 % | Negligent Vehicular Manslaughter | 0 | 0 | 0 | 0 | |
| Group A Crimes per 100,000 population | 8,866.5 | Kidnapping/Abduction | 2 | 1 | 0 | 0 | |
| | | Forcible Rape | 4 | 3 | 1 | 1 | |
| | | Forcible Sodomy | 0 | 0 | 0 | 0 | |
| | | Sexual Assault W/Object | 0 | 0 | 0 | 0 | |
| | | Forcible Fondling | 0 | 0 | 0 | 0 | |
| | | Incest | 1 | 0 | 0 | 0 | |
| | | Statutory Rape | 0 | 0 | 0 | 0 | |
| | | Aggravated Assault | 8 | 7 | 4 | 0 | |
| | | Simple Assault | 77 | 32 | 22 | 2 | |
| | | Intimidation | 12 | 5 | 5 | 0 | |
| | | Stalking | 2 | 1 | 1 | 0 | |
| | | Commercial Sex Acts | 0 | 0 | 0 | 0 | |
| | | Involuntary Servitude | 0 | 0 | 0 | 0 | |
| Arrest Overview | | | | Crimes Against Property | | | |
| Domestic Violence Victims | | | | Crimes Against Property | | | |
| Offense | | Reported | Cleared | Arson | | | |
| Murder | | 0 | 0 | 2 | 1 | 0 | 2 |
| Aggravated Assault | | 5 | 4 | Bribery | | | |
| Simple Assault | | 49 | 24 | 0 | 0 | 0 | 0 |
| Intimidation | | 7 | 4 | Burglary | | | |
| Stalking | | 1 | 1 | 37 | 4 | 3 | 2 |
| Forcible Rape | | 4 | 3 | Counterfeiting/Forgery | | | |
| Forcible Sodomy | | 0 | 0 | 5 | 0 | 0 | 0 |
| Sexual Assault W/Object | | 0 | 0 | Destruction/Damage/Vandalism | | | |
| Forcible Fondling | | 0 | 0 | 28 | 1 | 0 | 0 |
| Incest | | 1 | 0 | Embezzlement | | | |
| Statutory Rape | | 0 | 0 | 1 | 1 | 0 | 0 |
| Kidnapping/Abduction | | 2 | 1 | Extortion/Blackmail | | | |
| Commercial Sex Acts | | 0 | 0 | 0 | 0 | 0 | 0 |
| Involuntary Servitude | | 0 | 0 | Fraud - False Pretenses | | | |
| Total | | 69 | 37 | 0 | 0 | 0 | 0 |
| Group B Arrests | | | | Fraud - Credit Card/ATM | | | |
| Offense | | Adult | Juvenile | 0 | 0 | 0 | 0 |
| Bad Checks | | 0 | 0 | Fraud - Impersonation | | | |
| Curfew/Vagrancy | | 0 | 0 | 1 | 1 | 1 | 0 |
| Disorderly Conduct | | 5 | 0 | Fraud - Welfare | | | |
| DUI | | 26 | 0 | 0 | 0 | 0 | 0 |
| Drunkenness | | 23 | 0 | Fraud - Wire | | | |
| Family-Non Violent | | 0 | 0 | 0 | 0 | 0 | 0 |
| Liquor Law Violations | | 2 | 0 | Fraud - Identity Theft | | | |
| Peeping Tom | | 0 | 0 | 0 | 0 | 0 | 0 |
| Runaway | | 0 | 0 | Fraud - Computer Hacking/Invasion | | | |
| Trespass | | 11 | 0 | 0 | 0 | 0 | 0 |
| All Other Offenses | | 34 | 1 | Robbery | | | |
| Total Group B | | 101 | 1 | 3 | 2 | 2 | 0 |

(*) Offenses are counted using the FBI Units of Count for Crime

(**) The 'Arrests' column shows arrests made for incidents during the selected period, regardless of arrest date. Arrest counts for the same period may change over time.

This report is valid as of May 06, 2019 and is subject to change

Harriman Police Department - NIBRS Agency Crime Overview - 2018

| Crimes Against Society | | | | |
|------------------------------------|------------|------------|------------|-----------|
| Animal Cruelty | 0 | 0 | 0 | 0 |
| Drug/Narcotic Violations | 100 | 97 | 84 | 0 |
| Drug/Narcotic Equipment Violations | 125 | 118 | 105 | 3 |
| Gambling - Betting/Wagering | 0 | 0 | 0 | 0 |
| Gambling - Operating/Promoting | 0 | 0 | 0 | 0 |
| Gambling - Equipment Violations | 0 | 0 | 0 | 0 |
| Gambling - Sports Tampering | 0 | 0 | 0 | 0 |
| Pornography/Obscene Material | 0 | 0 | 0 | 0 |
| Prostitution | 0 | 0 | 0 | 0 |
| Prostitution Assisting/Promoting | 0 | 0 | 0 | 0 |
| Purchasing Prostitution | 0 | 0 | 0 | 0 |
| Weapon Law Violations | 10 | 10 | 5 | 0 |
| Total Group A Offenses | 546 | 315 | 263 | 10 |

(*) Offenses are counted using the FBI Units of Count for Crime

(**) The 'Arrests' column shows arrests made for incidents during the selected period, regardless of arrest date. Arrest counts for the same period may change over time.

Henderson Police Department - NIBRS Agency Crime Overview - 2018

| 2017 Population Estimate | 6,245 | Offenses (*) | | Arrests (**) | | | |
|---------------------------------------|-----------------|----------------------------------|-----------------------------------|--------------|----------|----|---|
| | | Reported | Cleared | Adult | Juvenile | | |
| Offense Overview | | Group A Offenses | | | | | |
| Crimes Against Persons | | Crimes Against Persons | | | | | |
| Offense Total | 399 | Murder | 0 | 0 | 0 | 0 | |
| Number Cleared | 287 | Negligent Manslaughter | 0 | 0 | 0 | 0 | |
| Percent Cleared | 71.93 % | Negligent Vehicular Manslaughter | 0 | 0 | 0 | 0 | |
| Group A Crimes per 100,000 population | 6,389.1 | Kidnapping/Abduction | 3 | 3 | 0 | 0 | |
| | | Forcible Rape | 1 | 1 | 0 | 1 | |
| | | Forcible Sodomy | 0 | 0 | 0 | 0 | |
| | | Sexual Assault W/Object | 0 | 0 | 0 | 0 | |
| Arrest Overview | | Forcible Fondling | 2 | 1 | 0 | 1 | |
| Total Arrests | 219 | Incest | 0 | 0 | 0 | 0 | |
| Adult Arrests | 194 | Statutory Rape | 0 | 0 | 0 | 0 | |
| Juvenile Arrests | 25 | Aggravated Assault | 26 | 26 | 21 | 0 | |
| Unknown Age | 0 | Simple Assault | 51 | 50 | 27 | 5 | |
| Arrests per 100,000 population | 3,506.8 | Intimidation | 20 | 18 | 2 | 0 | |
| | | Stalking | 2 | 2 | 0 | 0 | |
| | | Commercial Sex Acts | 0 | 0 | 0 | 0 | |
| Average number offenses/incident | 1.19 | Involuntary Servitude | 0 | 0 | 0 | 0 | |
| Domestic Violence Victims | | Crimes Against Property | | | | | |
| Offense | Reported | Cleared | Crimes Against Property | | | | |
| Murder | 0 | 0 | Arson | 1 | 1 | 1 | 0 |
| Aggravated Assault | 17 | 17 | Bribery | 0 | 0 | 0 | 0 |
| Simple Assault | 31 | 31 | Burglary | 16 | 10 | 5 | 0 |
| Intimidation | 4 | 4 | Counterfeiting/Forgery | 8 | 3 | 0 | 3 |
| Stalking | 2 | 2 | Destruction/Damage/Vandalism | 54 | 28 | 10 | 1 |
| Forcible Rape | 0 | 0 | Embezzlement | 0 | 0 | 0 | 0 |
| Forcible Sodomy | 0 | 0 | Extortion/Blackmail | 1 | 1 | 0 | 0 |
| Sexual Assault W/Object | 0 | 0 | Fraud - False Pretenses | 3 | 0 | 0 | 0 |
| Forcible Fondling | 1 | 0 | Fraud - Credit Card/ATM | 10 | 4 | 3 | 0 |
| Incest | 0 | 0 | Fraud - Impersonation | 1 | 1 | 0 | 0 |
| Statutory Rape | 0 | 0 | Fraud - Welfare | 0 | 0 | 0 | 0 |
| Kidnapping/Abduction | 3 | 3 | Fraud - Wire | 1 | 0 | 0 | 0 |
| Commercial Sex Acts | 0 | 0 | Fraud - Identity Theft | 0 | 0 | 0 | 0 |
| Involuntary Servitude | 0 | 0 | Fraud - Computer Hacking/Invasion | 0 | 0 | 0 | 0 |
| Total | 58 | 57 | Robbery | 0 | 0 | 0 | 0 |
| | | | Theft - Pocket-picking | 0 | 0 | 0 | 0 |
| Group B Arrests | | | Theft - Purse Snatching | 0 | 0 | 0 | 0 |
| Offense | Adult | Juvenile | Theft - Shoplifting | 9 | 8 | 7 | 0 |
| Bad Checks | 0 | 0 | Theft From Building | 33 | 12 | 6 | 0 |
| Curfew/Vagrancy | 0 | 0 | Theft From Coin Machine | 0 | 0 | 0 | 0 |
| Disorderly Conduct | 2 | 0 | Theft From Motor Vehicle | 16 | 6 | 5 | 0 |
| DUI | 7 | 0 | Theft of Motor Vehicle Parts | 7 | 2 | 1 | 0 |
| Drunkenness | 8 | 0 | Theft - All Other Larceny | 23 | 8 | 6 | 0 |
| Family-Non Violent | 0 | 0 | Motor Vehicle Theft | 10 | 5 | 5 | 4 |
| Liquor Law Violations | 1 | 1 | Stolen Property Offenses | 0 | 0 | 0 | 0 |
| Peeping Tom | 0 | 0 | | | | | |
| Runaway | 0 | 0 | | | | | |
| Trespass | 3 | 0 | | | | | |
| All Other Offenses | 10 | 2 | | | | | |
| Total Group B | 31 | 3 | | | | | |

(*) Offenses are counted using the FBI Units of Count for Crime

(**) The 'Arrests' column shows arrests made for incidents during the selected period, regardless of arrest date. Arrest counts for the same period may change over time.

This report is valid as of May 06, 2019 and is subject to change

Henderson Police Department - NIBRS Agency Crime Overview - 2018

| Crimes Against Society | | | | |
|------------------------------------|------------|------------|------------|-----------|
| Animal Cruelty | 1 | 1 | 1 | 0 |
| Drug/Narcotic Violations | 58 | 56 | 54 | 6 |
| Drug/Narcotic Equipment Violations | 37 | 35 | 8 | 0 |
| Gambling - Betting/Wagering | 0 | 0 | 0 | 0 |
| Gambling - Operating/Promoting | 0 | 0 | 0 | 0 |
| Gambling - Equipment Violations | 0 | 0 | 0 | 0 |
| Gambling - Sports Tampering | 0 | 0 | 0 | 0 |
| Pornography/Obscene Material | 0 | 0 | 0 | 0 |
| Prostitution | 0 | 0 | 0 | 0 |
| Prostitution Assisting/Promoting | 0 | 0 | 0 | 0 |
| Purchasing Prostitution | 0 | 0 | 0 | 0 |
| Weapon Law Violations | 5 | 5 | 1 | 1 |
| Total Group A Offenses | 399 | 287 | 163 | 22 |

(*) Offenses are counted using the FBI Units of Count for Crime

(**) The 'Arrests' column shows arrests made for incidents during the selected period, regardless of arrest date. Arrest counts for the same period may change over time.

Hendersonville Police Department - NIBRS Agency Crime Overview - 2018

| 2017 Population Estimate | 57,517 | Offenses (*) | | Arrests (**) | | |
|---------------------------------------|-----------------|-----------------------------------|---------|--------------|----------|----|
| | | Reported | Cleared | Adult | Juvenile | |
| Offense Overview | | Group A Offenses | | | | |
| Crimes Against Persons | | Crimes Against Persons | | | | |
| Offense Total | 2,777 | Murder | 2 | 2 | 2 | 0 |
| Number Cleared | 1,489 | Negligent Manslaughter | 0 | 0 | 0 | 0 |
| Percent Cleared | 53.62 % | Negligent Vehicular Manslaughter | 0 | 0 | 0 | 0 |
| Group A Crimes per 100,000 population | 4,828.1 | Kidnapping/Abduction | 6 | 3 | 3 | 0 |
| | | Forcible Rape | 10 | 7 | 4 | 2 |
| | | Forcible Sodomy | 0 | 0 | 0 | 0 |
| | | Sexual Assault W/Object | 1 | 0 | 0 | 0 |
| | | Forcible Fondling | 6 | 5 | 3 | 2 |
| | | Incest | 0 | 0 | 0 | 0 |
| | | Statutory Rape | 2 | 1 | 1 | 0 |
| | | Aggravated Assault | 84 | 70 | 50 | 7 |
| | | Simple Assault | 357 | 211 | 148 | 24 |
| | | Intimidation | 9 | 6 | 3 | 0 |
| | | Stalking | 17 | 9 | 8 | 0 |
| | | Commercial Sex Acts | 0 | 0 | 0 | 0 |
| | | Involuntary Servitude | 0 | 0 | 0 | 0 |
| | | Crimes Against Property | | | | |
| | | Arson | 1 | 1 | 0 | 0 |
| | | Bribery | 0 | 0 | 0 | 0 |
| | | Burglary | 63 | 25 | 20 | 7 |
| | | Counterfeiting/Forgery | 72 | 31 | 31 | 1 |
| | | Destruction/Damage/Vandalism | 178 | 44 | 14 | 8 |
| | | Embezzlement | 25 | 14 | 12 | 0 |
| | | Extortion/Blackmail | 3 | 1 | 1 | 0 |
| | | Fraud - False Pretenses | 160 | 30 | 15 | 1 |
| | | Fraud - Credit Card/ATM | 102 | 5 | 3 | 2 |
| | | Fraud - Impersonation | 43 | 20 | 12 | 1 |
| | | Fraud - Welfare | 0 | 0 | 0 | 0 |
| | | Fraud - Wire | 5 | 0 | 0 | 0 |
| | | Fraud - Identity Theft | 17 | 2 | 0 | 0 |
| | | Fraud - Computer Hacking/Invasion | 0 | 0 | 0 | 0 |
| | | Robbery | 16 | 8 | 12 | 7 |
| | | Theft - Pocket-picking | 0 | 0 | 0 | 0 |
| | | Theft - Purse Snatching | 0 | 0 | 0 | 0 |
| | | Theft - Shoplifting | 434 | 229 | 247 | 17 |
| | | Theft From Building | 106 | 25 | 17 | 1 |
| | | Theft From Coin Machine | 1 | 0 | 0 | 0 |
| | | Theft From Motor Vehicle | 139 | 17 | 13 | 2 |
| | | Theft of Motor Vehicle Parts | 32 | 1 | 1 | 0 |
| | | Theft - All Other Larceny | 119 | 22 | 22 | 5 |
| | | Motor Vehicle Theft | 48 | 21 | 11 | 5 |
| | | Stolen Property Offenses | 12 | 10 | 4 | 5 |
| Domestic Violence Victims | | Crimes Against Property | | | | |
| Offense | Reported | Cleared | | | | |
| Murder | 2 | 2 | | | | |
| Aggravated Assault | 34 | 32 | | | | |
| Simple Assault | 221 | 160 | | | | |
| Intimidation | 5 | 3 | | | | |
| Stalking | 8 | 5 | | | | |
| Forcible Rape | 4 | 3 | | | | |
| Forcible Sodomy | 0 | 0 | | | | |
| Sexual Assault W/Object | 1 | 0 | | | | |
| Forcible Fondling | 2 | 2 | | | | |
| Incest | 0 | 0 | | | | |
| Statutory Rape | 1 | 1 | | | | |
| Kidnapping/Abduction | 5 | 3 | | | | |
| Commercial Sex Acts | 0 | 0 | | | | |
| Involuntary Servitude | 0 | 0 | | | | |
| Total | 283 | 211 | | | | |
| Group B Arrests | | Crimes Against Property | | | | |
| Offense | Adult | Juvenile | | | | |
| Bad Checks | 1 | 0 | | | | |
| Curfew/Vagrancy | 0 | 9 | | | | |
| Disorderly Conduct | 2 | 0 | | | | |
| DUI | 109 | 0 | | | | |
| Drunkenness | 35 | 0 | | | | |
| Family-Non Violent | 4 | 0 | | | | |
| Liquor Law Violations | 7 | 0 | | | | |
| Peeping Tom | 0 | 0 | | | | |
| Runaway | 0 | 0 | | | | |
| Trespass | 19 | 0 | | | | |
| All Other Offenses | 53 | 15 | | | | |
| Total Group B | 230 | 24 | | | | |

(*) Offenses are counted using the FBI Units of Count for Crime

(**) The 'Arrests' column shows arrests made for incidents during the selected period, regardless of arrest date. Arrest counts for the same period may change over time.

This report is valid as of May 06, 2019 and is subject to change

Hendersonville Police Department - NIBRS Agency Crime Overview - 2018

| Crimes Against Society | | | | |
|------------------------------------|--------------|--------------|--------------|------------|
| Animal Cruelty | 0 | 0 | 0 | 0 |
| Drug/Narcotic Violations | 356 | 341 | 293 | 20 |
| Drug/Narcotic Equipment Violations | 328 | 306 | 110 | 5 |
| Gambling - Betting/Wagering | 0 | 0 | 0 | 0 |
| Gambling - Operating/Promoting | 0 | 0 | 0 | 0 |
| Gambling - Equipment Violations | 0 | 0 | 0 | 0 |
| Gambling - Sports Tampering | 0 | 0 | 0 | 0 |
| Pornography/Obscene Material | 3 | 2 | 1 | 1 |
| Prostitution | 3 | 3 | 4 | 0 |
| Prostitution Assisting/Promoting | 1 | 1 | 0 | 0 |
| Purchasing Prostitution | 0 | 0 | 0 | 0 |
| Weapon Law Violations | 16 | 16 | 6 | 0 |
| Total Group A Offenses | 2,777 | 1,489 | 1,071 | 123 |

(*) Offenses are counted using the FBI Units of Count for Crime

(**) The 'Arrests' column shows arrests made for incidents during the selected period, regardless of arrest date. Arrest counts for the same period may change over time.

Henry Police Department - NIBRS Agency Crime Overview - 2018

| 2017 Population Estimate | | 472 | | Offenses (*) | | Arrests (**) | |
|---------------------------------------|----------|----------------------------------|-----------------------------------|-------------------------|---------|--------------|----------|
| Offense Overview | | Crimes Against Persons | | Reported | Cleared | Adult | Juvenile |
| Offense Total | 19 | Murder | | 0 | 0 | 0 | 0 |
| Number Cleared | 3 | Negligent Manslaughter | | 0 | 0 | 0 | 0 |
| Percent Cleared | 15.79 % | Negligent Vehicular Manslaughter | | 0 | 0 | 0 | 0 |
| Group A Crimes per 100,000 population | 4,025.4 | Kidnapping/Abduction | | 0 | 0 | 0 | 0 |
| | | Forcible Rape | | 0 | 0 | 0 | 0 |
| | | Forcible Sodomy | | 0 | 0 | 0 | 0 |
| | | Sexual Assault W/Object | | 0 | 0 | 0 | 0 |
| | | Forcible Fondling | | 0 | 0 | 0 | 0 |
| | | Incest | | 0 | 0 | 0 | 0 |
| | | Statutory Rape | | 0 | 0 | 0 | 0 |
| | | Aggravated Assault | | 0 | 0 | 0 | 0 |
| | | Simple Assault | | 2 | 1 | 1 | 0 |
| | | Intimidation | | 0 | 0 | 0 | 0 |
| | | Stalking | | 0 | 0 | 0 | 0 |
| | | Commercial Sex Acts | | 0 | 0 | 0 | 0 |
| | | Involuntary Servitude | | 0 | 0 | 0 | 0 |
| | | Average number offenses/incident | 1.06 | | | | |
| Domestic Violence Victims | | | | Crimes Against Property | | | |
| Offense | Reported | Cleared | | Reported | Cleared | Adult | Juvenile |
| Murder | 0 | 0 | Arson | 0 | 0 | 0 | 0 |
| Aggravated Assault | 0 | 0 | Bribery | 0 | 0 | 0 | 0 |
| Simple Assault | 2 | 1 | Burglary | 4 | 0 | 0 | 0 |
| Intimidation | 0 | 0 | Counterfeiting/Forgery | 0 | 0 | 0 | 0 |
| Stalking | 0 | 0 | Destruction/Damage/Vandalism | 3 | 0 | 0 | 0 |
| Forcible Rape | 0 | 0 | Embezzlement | 0 | 0 | 0 | 0 |
| Forcible Sodomy | 0 | 0 | Extortion/Blackmail | 0 | 0 | 0 | 0 |
| Sexual Assault W/Object | 0 | 0 | Fraud - False Pretenses | 1 | 0 | 0 | 0 |
| Forcible Fondling | 0 | 0 | Fraud - Credit Card/ATM | 1 | 0 | 0 | 0 |
| Incest | 0 | 0 | Fraud - Impersonation | 0 | 0 | 0 | 0 |
| Statutory Rape | 0 | 0 | Fraud - Welfare | 0 | 0 | 0 | 0 |
| Kidnapping/Abduction | 0 | 0 | Fraud - Wire | 0 | 0 | 0 | 0 |
| Commercial Sex Acts | 0 | 0 | Fraud - Identity Theft | 0 | 0 | 0 | 0 |
| Involuntary Servitude | 0 | 0 | Fraud - Computer Hacking/Invasion | 0 | 0 | 0 | 0 |
| Total | 2 | 1 | Robbery | 0 | 0 | 0 | 0 |
| | | | Theft - Pocket-picking | 0 | 0 | 0 | 0 |
| | | | Theft - Purse Snatching | 0 | 0 | 0 | 0 |
| | | | Theft - Shoplifting | 0 | 0 | 0 | 0 |
| | | | Theft From Building | 0 | 0 | 0 | 0 |
| | | | Theft From Coin Machine | 0 | 0 | 0 | 0 |
| | | | Theft From Motor Vehicle | 0 | 0 | 0 | 0 |
| | | | Theft of Motor Vehicle Parts | 1 | 0 | 0 | 0 |
| | | | Theft - All Other Larceny | 4 | 0 | 0 | 0 |
| | | | Motor Vehicle Theft | 1 | 0 | 0 | 0 |
| | | | Stolen Property Offenses | 0 | 0 | 0 | 0 |
| Group B Arrests | | | | | | | |
| Offense | Adult | Juvenile | | | | | |
| Bad Checks | 0 | 0 | | | | | |
| Curfew/Vagrancy | 0 | 0 | | | | | |
| Disorderly Conduct | 0 | 0 | | | | | |
| DUI | 0 | 0 | | | | | |
| Drunkenness | 0 | 0 | | | | | |
| Family-Non Violent | 0 | 0 | | | | | |
| Liquor Law Violations | 0 | 0 | | | | | |
| Peeping Tom | 0 | 0 | | | | | |
| Runaway | 0 | 0 | | | | | |
| Trespass | 0 | 0 | | | | | |
| All Other Offenses | 0 | 0 | | | | | |
| Total Group B | 0 | 0 | | | | | |

(*) Offenses are counted using the FBI Units of Count for Crime

(**) The 'Arrests' column shows arrests made for incidents during the selected period, regardless of arrest date. Arrest counts for the same period may change over time.

This report is valid as of May 06, 2019 and is subject to change

Henry Police Department - NIBRS Agency Crime Overview - 2018

| Crimes Against Society | | | | |
|------------------------------------|-----------|----------|----------|----------|
| Animal Cruelty | 0 | 0 | 0 | 0 |
| Drug/Narcotic Violations | 2 | 2 | 2 | 0 |
| Drug/Narcotic Equipment Violations | 0 | 0 | 0 | 0 |
| Gambling - Betting/Wagering | 0 | 0 | 0 | 0 |
| Gambling - Operating/Promoting | 0 | 0 | 0 | 0 |
| Gambling - Equipment Violations | 0 | 0 | 0 | 0 |
| Gambling - Sports Tampering | 0 | 0 | 0 | 0 |
| Pornography/Obscene Material | 0 | 0 | 0 | 0 |
| Prostitution | 0 | 0 | 0 | 0 |
| Prostitution Assisting/Promoting | 0 | 0 | 0 | 0 |
| Purchasing Prostitution | 0 | 0 | 0 | 0 |
| Weapon Law Violations | 0 | 0 | 0 | 0 |
| Total Group A Offenses | 19 | 3 | 3 | 0 |

(*) Offenses are counted using the FBI Units of Count for Crime

(**) The 'Arrests' column shows arrests made for incidents during the selected period, regardless of arrest date. Arrest counts for the same period may change over time.

Hohenwald Police Department - NIBRS Agency Crime Overview - 2018

| 2017 Population Estimate | | 3,680 | | Offenses (*) | | Arrests (**) | |
|---------------------------------------|-----------|----------------------------------|-----------------------------------|-------------------------|---------|--------------|----------|
| Offense Overview | | Crimes Against Persons | | Reported | Cleared | Adult | Juvenile |
| Offense Total | 337 | Murder | | 0 | 0 | 0 | 0 |
| Number Cleared | 234 | Negligent Manslaughter | | 0 | 0 | 0 | 0 |
| Percent Cleared | 69.44 % | Negligent Vehicular Manslaughter | | 0 | 0 | 0 | 0 |
| Group A Crimes per 100,000 population | 9,157.6 | Kidnapping/Abduction | | 0 | 0 | 0 | 0 |
| | | Forcible Rape | | 0 | 0 | 0 | 0 |
| | | Forcible Sodomy | | 0 | 0 | 0 | 0 |
| | | Sexual Assault W/Object | | 0 | 0 | 0 | 0 |
| | | Forcible Fondling | | 0 | 0 | 0 | 0 |
| | | Incest | | 0 | 0 | 0 | 0 |
| | | Statutory Rape | | 0 | 0 | 0 | 0 |
| | | Aggravated Assault | | 25 | 20 | 15 | 3 |
| | | Simple Assault | | 57 | 44 | 37 | 4 |
| | | Intimidation | | 8 | 6 | 4 | 0 |
| | | Stalking | | 1 | 1 | 1 | 0 |
| | | Commercial Sex Acts | | 0 | 0 | 0 | 0 |
| | | Involuntary Servitude | | 0 | 0 | 0 | 0 |
| | | Average number offenses/incident | 1.23 | | | | |
| Domestic Violence Victims | | | | Crimes Against Property | | | |
| Offense | Reported | Cleared | | Reported | Cleared | Adult | Juvenile |
| Murder | 0 | 0 | Arson | 1 | 1 | 0 | 0 |
| Aggravated Assault | 11 | 9 | Bribery | 0 | 0 | 0 | 0 |
| Simple Assault | 30 | 24 | Burglary | 11 | 1 | 1 | 0 |
| Intimidation | 5 | 3 | Counterfeiting/Forgery | 3 | 2 | 1 | 0 |
| Stalking | 1 | 1 | Destruction/Damage/Vandalism | 16 | 6 | 2 | 0 |
| Forcible Rape | 0 | 0 | Embezzlement | 1 | 1 | 1 | 0 |
| Forcible Sodomy | 0 | 0 | Extortion/Blackmail | 0 | 0 | 0 | 0 |
| Sexual Assault W/Object | 0 | 0 | Fraud - False Pretenses | 18 | 17 | 6 | 0 |
| Forcible Fondling | 0 | 0 | Fraud - Credit Card/ATM | 8 | 8 | 2 | 0 |
| Incest | 0 | 0 | Fraud - Impersonation | 1 | 1 | 1 | 0 |
| Statutory Rape | 0 | 0 | Fraud - Welfare | 0 | 0 | 0 | 0 |
| Kidnapping/Abduction | 0 | 0 | Fraud - Wire | 1 | 1 | 0 | 0 |
| Commercial Sex Acts | 0 | 0 | Fraud - Identity Theft | 0 | 0 | 0 | 0 |
| Involuntary Servitude | 0 | 0 | Fraud - Computer Hacking/Invasion | 0 | 0 | 0 | 0 |
| Total | 47 | 37 | Robbery | 0 | 0 | 0 | 0 |
| | | | Theft - Pocket-picking | 0 | 0 | 0 | 0 |
| | | | Theft - Purse Snatching | 0 | 0 | 0 | 0 |
| | | | Theft - Shoplifting | 41 | 32 | 29 | 1 |
| | | | Theft From Building | 20 | 2 | 1 | 0 |
| | | | Theft From Coin Machine | 0 | 0 | 0 | 0 |
| | | | Theft From Motor Vehicle | 10 | 2 | 2 | 0 |
| | | | Theft of Motor Vehicle Parts | 0 | 0 | 0 | 0 |
| | | | Theft - All Other Larceny | 16 | 3 | 3 | 0 |
| | | | Motor Vehicle Theft | 16 | 7 | 6 | 0 |
| | | | Stolen Property Offenses | 0 | 0 | 0 | 0 |
| Group B Arrests | | | | | | | |
| Offense | Adult | Juvenile | | | | | |
| Bad Checks | 0 | 0 | | | | | |
| Curfew/Vagrancy | 0 | 1 | | | | | |
| Disorderly Conduct | 7 | 0 | | | | | |
| DUI | 16 | 0 | | | | | |
| Drunkenness | 11 | 2 | | | | | |
| Family-Non Violent | 0 | 0 | | | | | |
| Liquor Law Violations | 4 | 1 | | | | | |
| Peeping Tom | 0 | 0 | | | | | |
| Runaway | 0 | 0 | | | | | |
| Trespass | 9 | 0 | | | | | |
| All Other Offenses | 5 | 2 | | | | | |
| Total Group B | 52 | 6 | | | | | |

(*) Offenses are counted using the FBI Units of Count for Crime

(**) The 'Arrests' column shows arrests made for incidents during the selected period, regardless of arrest date. Arrest counts for the same period may change over time.

This report is valid as of May 06, 2019 and is subject to change

Hohenwald Police Department - NIBRS Agency Crime Overview - 2018

| Crimes Against Society | | | | |
|------------------------------------|------------|------------|------------|-----------|
| Animal Cruelty | 2 | 1 | 0 | 0 |
| Drug/Narcotic Violations | 43 | 42 | 36 | 2 |
| Drug/Narcotic Equipment Violations | 31 | 30 | 9 | 1 |
| Gambling - Betting/Wagering | 0 | 0 | 0 | 0 |
| Gambling - Operating/Promoting | 0 | 0 | 0 | 0 |
| Gambling - Equipment Violations | 0 | 0 | 0 | 0 |
| Gambling - Sports Tampering | 0 | 0 | 0 | 0 |
| Pornography/Obscene Material | 0 | 0 | 0 | 0 |
| Prostitution | 0 | 0 | 0 | 0 |
| Prostitution Assisting/Promoting | 1 | 1 | 1 | 0 |
| Purchasing Prostitution | 0 | 0 | 0 | 0 |
| Weapon Law Violations | 6 | 5 | 2 | 1 |
| Total Group A Offenses | 337 | 234 | 160 | 12 |

(*) Offenses are counted using the FBI Units of Count for Crime

(**) The 'Arrests' column shows arrests made for incidents during the selected period, regardless of arrest date. Arrest counts for the same period may change over time.

Hollow Rock Police Department - NIBRS Agency Crime Overview - 2018

| 2017 Population Estimate | 677 | Offenses (*) | | Arrests (**) | |
|---------------------------------------|----------|--------------------------------|----------|--------------|----------|
| | | Reported | Cleared | Adult | Juvenile |
| Offense Overview | | Group A Offenses | | | |
| | | Crimes Against Persons | | | |
| Offense Total | 20 | 0 | 0 | 0 | 0 |
| Number Cleared | 16 | 0 | 0 | 0 | 0 |
| Percent Cleared | 80.00 % | 0 | 0 | 0 | 0 |
| Group A Crimes per 100,000 population | 2,954.2 | 0 | 0 | 0 | 0 |
| | | 0 | 0 | 0 | 0 |
| | | 0 | 0 | 0 | 0 |
| | | 0 | 0 | 0 | 0 |
| Arrest Overview | | Crimes Against Property | | | |
| Total Arrests | 16 | 0 | 0 | 0 | 0 |
| Adult Arrests | 13 | 0 | 0 | 0 | 0 |
| Juvenile Arrests | 3 | 0 | 0 | 0 | 0 |
| Unknown Age | 0 | 1 | 1 | 1 | 0 |
| Arrests per 100,000 population | 2,363.4 | 0 | 0 | 0 | 0 |
| | | 0 | 0 | 0 | 0 |
| | | 0 | 0 | 0 | 0 |
| Average number offenses/incident | 1.11 | 0 | 0 | 0 | 0 |
| | | Crimes Against Property | | | |
| Domestic Violence Victims | | | | | |
| Offense | Reported | Cleared | | | |
| Murder | 0 | 0 | 0 | 0 | 0 |
| Aggravated Assault | 0 | 0 | 0 | 0 | 0 |
| Simple Assault | 1 | 1 | 2 | 2 | 0 |
| Intimidation | 0 | 0 | 0 | 0 | 1 |
| Stalking | 0 | 0 | 0 | 0 | 0 |
| Forcible Rape | 0 | 0 | 0 | 0 | 0 |
| Forcible Sodomy | 0 | 0 | 0 | 0 | 0 |
| Sexual Assault W/Object | 0 | 0 | 2 | 1 | 0 |
| Forcible Fondling | 0 | 0 | 0 | 0 | 0 |
| Incest | 0 | 0 | 0 | 0 | 0 |
| Statutory Rape | 0 | 0 | 0 | 0 | 0 |
| Kidnapping/Abduction | 0 | 0 | 1 | 1 | 1 |
| Commercial Sex Acts | 0 | 0 | 0 | 0 | 0 |
| Involuntary Servitude | 0 | 0 | 0 | 0 | 0 |
| Total | 1 | 1 | 0 | 0 | 0 |
| | | | | | |
| Group B Arrests | | | | | |
| Offense | Adult | Juvenile | | | |
| Bad Checks | 0 | 0 | 0 | 0 | 0 |
| Curfew/Vagrancy | 0 | 0 | 0 | 0 | 0 |
| Disorderly Conduct | 1 | 0 | 1 | 1 | 1 |
| DUI | 0 | 0 | 0 | 0 | 0 |
| Drunkenness | 0 | 0 | 0 | 0 | 0 |
| Family-Non Violent | 0 | 0 | 0 | 0 | 0 |
| Liquor Law Violations | 0 | 0 | 0 | 0 | 0 |
| Peeping Tom | 0 | 0 | 0 | 0 | 0 |
| Runaway | 0 | 0 | 0 | 0 | 0 |
| Trespass | 0 | 0 | 0 | 0 | 0 |
| All Other Offenses | 0 | 0 | 0 | 0 | 0 |
| Total Group B | 1 | 0 | 3 | 2 | 3 |

(*) Offenses are counted using the FBI Units of Count for Crime

(**) The 'Arrests' column shows arrests made for incidents during the selected period, regardless of arrest date. Arrest counts for the same period may change over time.

This report is valid as of May 06, 2019 and is subject to change

Hollow Rock Police Department - NIBRS Agency Crime Overview - 2018

| Crimes Against Society | | | | |
|------------------------------------|-----------|-----------|-----------|----------|
| Animal Cruelty | 0 | 0 | 0 | 0 |
| Drug/Narcotic Violations | 5 | 5 | 3 | 2 |
| Drug/Narcotic Equipment Violations | 0 | 0 | 0 | 0 |
| Gambling - Betting/Wagering | 0 | 0 | 0 | 0 |
| Gambling - Operating/Promoting | 0 | 0 | 0 | 0 |
| Gambling - Equipment Violations | 0 | 0 | 0 | 0 |
| Gambling - Sports Tampering | 0 | 0 | 0 | 0 |
| Pornography/Obscene Material | 0 | 0 | 0 | 0 |
| Prostitution | 0 | 0 | 0 | 0 |
| Prostitution Assisting/Promoting | 0 | 0 | 0 | 0 |
| Purchasing Prostitution | 0 | 0 | 0 | 0 |
| Weapon Law Violations | 0 | 0 | 0 | 0 |
| Total Group A Offenses | 20 | 16 | 12 | 3 |

(*) Offenses are counted using the FBI Units of Count for Crime

(**) The 'Arrests' column shows arrests made for incidents during the selected period, regardless of arrest date. Arrest counts for the same period may change over time.

Hornbeak Police Department - NIBRS Agency Crime Overview - 2018

| 2017 Population Estimate | | 388 | | Offenses (*) | | Arrests (**) | |
|---------------------------------------|----------|-----------------------------------|-----------------|--------------------------------|---------|--------------|----------|
| | | | | Reported | Cleared | Adult | Juvenile |
| Offense Overview | | | | Group A Offenses | | | |
| | | | | Crimes Against Persons | | | |
| Offense Total | 1 | Murder | 0 | 0 | 0 | 0 | 0 |
| Number Cleared | 1 | Negligent Manslaughter | 0 | 0 | 0 | 0 | 0 |
| Percent Cleared | 100.00 % | Negligent Vehicular Manslaughter | 0 | 0 | 0 | 0 | 0 |
| Group A Crimes per 100,000 population | 257.7 | Kidnapping/Abduction | 0 | 0 | 0 | 0 | 0 |
| | | Forcible Rape | 0 | 0 | 0 | 0 | 0 |
| | | Forcible Sodomy | 0 | 0 | 0 | 0 | 0 |
| | | Sexual Assault W/Object | 0 | 0 | 0 | 0 | 0 |
| | | Forcible Fondling | 0 | 0 | 0 | 0 | 0 |
| | | Incest | 0 | 0 | 0 | 0 | 0 |
| | | Statutory Rape | 0 | 0 | 0 | 0 | 0 |
| | | Aggravated Assault | 0 | 0 | 0 | 0 | 0 |
| | | Simple Assault | 0 | 0 | 0 | 0 | 0 |
| | | Intimidation | 0 | 0 | 0 | 0 | 0 |
| | | Stalking | 0 | 0 | 0 | 0 | 0 |
| | | Commercial Sex Acts | 0 | 0 | 0 | 0 | 0 |
| | | Involuntary Servitude | 0 | 0 | 0 | 0 | 0 |
| Arrest Overview | | | | Crimes Against Property | | | |
| | | | | Arson | | | |
| Total Arrests | 1 | Bribery | 0 | 0 | 0 | 0 | 0 |
| Adult Arrests | 1 | Burglary | 0 | 0 | 0 | 0 | 0 |
| Juvenile Arrests | 0 | Counterfeiting/Forgery | 0 | 0 | 0 | 0 | 0 |
| Unknown Age | 0 | Destruction/Damage/Vandalism | 0 | 0 | 0 | 0 | 0 |
| Arrests per 100,000 population | 257.7 | Embezzlement | 0 | 0 | 0 | 0 | 0 |
| | | Extortion/Blackmail | 0 | 0 | 0 | 0 | 0 |
| | | Fraud - False Pretenses | 0 | 0 | 0 | 0 | 0 |
| | | Fraud - Credit Card/ATM | 0 | 0 | 0 | 0 | 0 |
| | | Fraud - Impersonation | 0 | 0 | 0 | 0 | 0 |
| | | Fraud - Welfare | 0 | 0 | 0 | 0 | 0 |
| | | Fraud - Wire | 0 | 0 | 0 | 0 | 0 |
| | | Fraud - Identity Theft | 0 | 0 | 0 | 0 | 0 |
| | | Fraud - Computer Hacking/Invasion | 0 | 0 | 0 | 0 | 0 |
| | | Robbery | 0 | 0 | 0 | 0 | 0 |
| | | Theft - Pocket-picking | 0 | 0 | 0 | 0 | 0 |
| | | Theft - Purse Snatching | 0 | 0 | 0 | 0 | 0 |
| | | Theft - Shoplifting | 0 | 0 | 0 | 0 | 0 |
| | | Theft From Building | 1 | 1 | 1 | 0 | 0 |
| | | Theft From Coin Machine | 0 | 0 | 0 | 0 | 0 |
| | | Theft From Motor Vehicle | 0 | 0 | 0 | 0 | 0 |
| | | Theft of Motor Vehicle Parts | 0 | 0 | 0 | 0 | 0 |
| | | Theft - All Other Larceny | 0 | 0 | 0 | 0 | 0 |
| | | Motor Vehicle Theft | 0 | 0 | 0 | 0 | 0 |
| | | Stolen Property Offenses | 0 | 0 | 0 | 0 | 0 |
| Domestic Violence Victims | | | | | | | |
| Offense | | Reported | Cleared | | | | |
| Murder | 0 | 0 | | | | | |
| Aggravated Assault | 0 | 0 | | | | | |
| Simple Assault | 0 | 0 | | | | | |
| Intimidation | 0 | 0 | | | | | |
| Stalking | 0 | 0 | | | | | |
| Forcible Rape | 0 | 0 | | | | | |
| Forcible Sodomy | 0 | 0 | | | | | |
| Sexual Assault W/Object | 0 | 0 | | | | | |
| Forcible Fondling | 0 | 0 | | | | | |
| Incest | 0 | 0 | | | | | |
| Statutory Rape | 0 | 0 | | | | | |
| Kidnapping/Abduction | 0 | 0 | | | | | |
| Commercial Sex Acts | 0 | 0 | | | | | |
| Involuntary Servitude | 0 | 0 | | | | | |
| Total | 0 | 0 | | | | | |
| Group B Arrests | | | | | | | |
| Offense | | Adult | Juvenile | | | | |
| Bad Checks | 0 | 0 | | | | | |
| Curfew/Vagrancy | 0 | 0 | | | | | |
| Disorderly Conduct | 0 | 0 | | | | | |
| DUI | 0 | 0 | | | | | |
| Drunkenness | 0 | 0 | | | | | |
| Family-Non Violent | 0 | 0 | | | | | |
| Liquor Law Violations | 0 | 0 | | | | | |
| Peeping Tom | 0 | 0 | | | | | |
| Runaway | 0 | 0 | | | | | |
| Trespass | 0 | 0 | | | | | |
| All Other Offenses | 0 | 0 | | | | | |
| Total Group B | 0 | 0 | | | | | |

(*) Offenses are counted using the FBI Units of Count for Crime

(**) The 'Arrests' column shows arrests made for incidents during the selected period, regardless of arrest date. Arrest counts for the same period may change over time.

This report is valid as of May 06, 2019 and is subject to change

Hornbeak Police Department - NIBRS Agency Crime Overview - 2018

| Crimes Against Society | | | | |
|------------------------------------|----------|----------|----------|----------|
| Animal Cruelty | 0 | 0 | 0 | 0 |
| Drug/Narcotic Violations | 0 | 0 | 0 | 0 |
| Drug/Narcotic Equipment Violations | 0 | 0 | 0 | 0 |
| Gambling - Betting/Wagering | 0 | 0 | 0 | 0 |
| Gambling - Operating/Promoting | 0 | 0 | 0 | 0 |
| Gambling - Equipment Violations | 0 | 0 | 0 | 0 |
| Gambling - Sports Tampering | 0 | 0 | 0 | 0 |
| Pornography/Obscene Material | 0 | 0 | 0 | 0 |
| Prostitution | 0 | 0 | 0 | 0 |
| Prostitution Assisting/Promoting | 0 | 0 | 0 | 0 |
| Purchasing Prostitution | 0 | 0 | 0 | 0 |
| Weapon Law Violations | 0 | 0 | 0 | 0 |
| Total Group A Offenses | 1 | 1 | 1 | 0 |

(*) Offenses are counted using the FBI Units of Count for Crime

(**) The 'Arrests' column shows arrests made for incidents during the selected period, regardless of arrest date. Arrest counts for the same period may change over time.

Humboldt Police Department - NIBRS Agency Crime Overview - 2018

| 2017 Population Estimate | 8,144 | Offenses (*) | | Arrests (**) | | |
|---------------------------------------|-----------------|-----------------------------------|---------|--------------|----------|---|
| | | Reported | Cleared | Adult | Juvenile | |
| Offense Overview | | Group A Offenses | | | | |
| | | Crimes Against Persons | | | | |
| Offense Total | 844 | Murder | 1 | 0 | 0 | 0 |
| Number Cleared | 230 | Negligent Manslaughter | 0 | 0 | 0 | 0 |
| Percent Cleared | 27.25 % | Negligent Vehicular Manslaughter | 0 | 0 | 0 | 0 |
| Group A Crimes per 100,000 population | 10,363.5 | Kidnapping/Abduction | 5 | 3 | 1 | 0 |
| | | Forcible Rape | 2 | 1 | 1 | 0 |
| | | Forcible Sodomy | 0 | 0 | 0 | 0 |
| | | Sexual Assault W/Object | 2 | 1 | 1 | 0 |
| | | Forcible Fondling | 3 | 2 | 2 | 0 |
| | | Incest | 0 | 0 | 0 | 0 |
| | | Statutory Rape | 2 | 1 | 1 | 0 |
| | | Aggravated Assault | 37 | 22 | 9 | 1 |
| | | Simple Assault | 152 | 53 | 37 | 1 |
| | | Intimidation | 44 | 9 | 4 | 1 |
| | | Stalking | 9 | 0 | 0 | 0 |
| | | Commercial Sex Acts | 0 | 0 | 0 | 0 |
| | | Involuntary Servitude | 0 | 0 | 0 | 0 |
| Arrest Overview | | Crimes Against Property | | | | |
| Total Arrests | 228 | Arson | 2 | 1 | 1 | 0 |
| Adult Arrests | 207 | Bribery | 0 | 0 | 0 | 0 |
| Juvenile Arrests | 21 | Burglary | 55 | 12 | 4 | 0 |
| Unknown Age | 0 | Counterfeiting/Forgery | 16 | 1 | 2 | 0 |
| Arrests per 100,000 population | 2,799.6 | Destruction/Damage/Vandalism | 103 | 19 | 4 | 1 |
| | | Embezzlement | 1 | 0 | 0 | 0 |
| | | Extortion/Blackmail | 0 | 0 | 0 | 0 |
| | | Fraud - False Pretenses | 37 | 1 | 1 | 0 |
| | | Fraud - Credit Card/ATM | 17 | 3 | 0 | 0 |
| | | Fraud - Impersonation | 3 | 3 | 1 | 0 |
| | | Fraud - Welfare | 0 | 0 | 0 | 0 |
| | | Fraud - Wire | 0 | 0 | 0 | 0 |
| | | Fraud - Identity Theft | 0 | 0 | 0 | 0 |
| | | Fraud - Computer Hacking/Invasion | 0 | 0 | 0 | 0 |
| | | Robbery | 7 | 3 | 0 | 0 |
| | | Theft - Pocket-picking | 5 | 1 | 0 | 0 |
| | | Theft - Purse Snatching | 3 | 2 | 0 | 1 |
| | | Theft - Shoplifting | 91 | 6 | 0 | 2 |
| | | Theft From Building | 54 | 1 | 1 | 0 |
| | | Theft From Coin Machine | 0 | 0 | 0 | 0 |
| | | Theft From Motor Vehicle | 42 | 2 | 1 | 0 |
| | | Theft of Motor Vehicle Parts | 4 | 0 | 0 | 0 |
| | | Theft - All Other Larceny | 24 | 6 | 3 | 0 |
| | | Motor Vehicle Theft | 15 | 3 | 1 | 0 |
| | | Stolen Property Offenses | 1 | 0 | 0 | 0 |
| Domestic Violence Victims | | | | | | |
| Offense | Reported | Cleared | | | | |
| Murder | 0 | 0 | | | | |
| Aggravated Assault | 9 | 8 | | | | |
| Simple Assault | 94 | 42 | | | | |
| Intimidation | 15 | 3 | | | | |
| Stalking | 2 | 0 | | | | |
| Forcible Rape | 2 | 1 | | | | |
| Forcible Sodomy | 0 | 0 | | | | |
| Sexual Assault W/Object | 2 | 1 | | | | |
| Forcible Fondling | 1 | 0 | | | | |
| Incest | 0 | 0 | | | | |
| Statutory Rape | 0 | 0 | | | | |
| Kidnapping/Abduction | 4 | 3 | | | | |
| Commercial Sex Acts | 0 | 0 | | | | |
| Involuntary Servitude | 0 | 0 | | | | |
| Total | 129 | 58 | | | | |
| Group B Arrests | | | | | | |
| Offense | Adult | Juvenile | | | | |
| Bad Checks | 0 | 0 | | | | |
| Curfew/Vagrancy | 0 | 0 | | | | |
| Disorderly Conduct | 12 | 1 | | | | |
| DUI | 42 | 0 | | | | |
| Drunkenness | 19 | 0 | | | | |
| Family-Non Violent | 1 | 0 | | | | |
| Liquor Law Violations | 1 | 1 | | | | |
| Peeping Tom | 0 | 0 | | | | |
| Runaway | 0 | 0 | | | | |
| Trespass | 10 | 1 | | | | |
| All Other Offenses | 25 | 6 | | | | |
| Total Group B | 110 | 9 | | | | |

(*) Offenses are counted using the FBI Units of Count for Crime

(**) The 'Arrests' column shows arrests made for incidents during the selected period, regardless of arrest date. Arrest counts for the same period may change over time.

This report is valid as of May 06, 2019 and is subject to change

Humboldt Police Department - NIBRS Agency Crime Overview - 2018

| Crimes Against Society | | | | |
|------------------------------------|------------|------------|-----------|-----------|
| Animal Cruelty | 0 | 0 | 0 | 0 |
| Drug/Narcotic Violations | 72 | 52 | 22 | 4 |
| Drug/Narcotic Equipment Violations | 16 | 12 | 0 | 0 |
| Gambling - Betting/Wagering | 0 | 0 | 0 | 0 |
| Gambling - Operating/Promoting | 0 | 0 | 0 | 0 |
| Gambling - Equipment Violations | 0 | 0 | 0 | 0 |
| Gambling - Sports Tampering | 0 | 0 | 0 | 0 |
| Pornography/Obscene Material | 1 | 1 | 0 | 1 |
| Prostitution | 0 | 0 | 0 | 0 |
| Prostitution Assisting/Promoting | 0 | 0 | 0 | 0 |
| Purchasing Prostitution | 0 | 0 | 0 | 0 |
| Weapon Law Violations | 18 | 9 | 0 | 0 |
| Total Group A Offenses | 844 | 230 | 97 | 12 |

(*) Offenses are counted using the FBI Units of Count for Crime

(**) The 'Arrests' column shows arrests made for incidents during the selected period, regardless of arrest date. Arrest counts for the same period may change over time.

Huntingdon Police Department - NIBRS Agency Crime Overview - 2018

| 2017 Population Estimate | 3,830 | Offenses (*) | | Arrests (**) | | | |
|---------------------------------------|-----------------|----------------------------------|-----------------------------------|--------------|----------|----|---|
| | | Reported | Cleared | Adult | Juvenile | | |
| Offense Overview | | Group A Offenses | | | | | |
| Crimes Against Persons | | Crimes Against Persons | | | | | |
| Offense Total | 164 | Murder | 0 | 0 | 0 | 0 | |
| Number Cleared | 145 | Negligent Manslaughter | 0 | 0 | 0 | 0 | |
| Percent Cleared | 88.41 % | Negligent Vehicular Manslaughter | 0 | 0 | 0 | 0 | |
| Group A Crimes per 100,000 population | 4,282.0 | Kidnapping/Abduction | 0 | 0 | 0 | 0 | |
| | | Forcible Rape | 0 | 0 | 0 | 0 | |
| | | Forcible Sodomy | 0 | 0 | 0 | 0 | |
| | | Sexual Assault W/Object | 0 | 0 | 0 | 0 | |
| | | Forcible Fondling | 0 | 0 | 0 | 0 | |
| Arrest Overview | | Incest | 0 | 0 | 0 | 0 | |
| Total Arrests | 191 | Statutory Rape | 0 | 0 | 0 | 0 | |
| Adult Arrests | 189 | Aggravated Assault | 1 | 1 | 1 | 0 | |
| Juvenile Arrests | 2 | Simple Assault | 10 | 10 | 10 | 0 | |
| Unknown Age | 0 | Intimidation | 2 | 1 | 1 | 0 | |
| Arrests per 100,000 population | 4,986.9 | Stalking | 0 | 0 | 0 | 0 | |
| | | Commercial Sex Acts | 0 | 0 | 0 | 0 | |
| Average number offenses/incident | 1.28 | Involuntary Servitude | 0 | 0 | 0 | 0 | |
| Domestic Violence Victims | | Crimes Against Property | | | | | |
| Offense | Reported | Cleared | Crimes Against Property | | | | |
| Murder | 0 | 0 | Arson | 0 | 0 | 0 | 0 |
| Aggravated Assault | 1 | 1 | Bribery | 0 | 0 | 0 | 0 |
| Simple Assault | 7 | 7 | Burglary | 3 | 1 | 1 | 0 |
| Intimidation | 0 | 0 | Counterfeiting/Forgery | 3 | 3 | 4 | 0 |
| Stalking | 0 | 0 | Destruction/Damage/Vandalism | 4 | 3 | 3 | 0 |
| Forcible Rape | 0 | 0 | Embezzlement | 2 | 1 | 1 | 0 |
| Forcible Sodomy | 0 | 0 | Extortion/Blackmail | 0 | 0 | 0 | 0 |
| Sexual Assault W/Object | 0 | 0 | Fraud - False Pretenses | 8 | 7 | 7 | 0 |
| Forcible Fondling | 0 | 0 | Fraud - Credit Card/ATM | 6 | 2 | 2 | 0 |
| Incest | 0 | 0 | Fraud - Impersonation | 0 | 0 | 0 | 0 |
| Statutory Rape | 0 | 0 | Fraud - Welfare | 0 | 0 | 0 | 0 |
| Kidnapping/Abduction | 0 | 0 | Fraud - Wire | 0 | 0 | 0 | 0 |
| Commercial Sex Acts | 0 | 0 | Fraud - Identity Theft | 0 | 0 | 0 | 0 |
| Involuntary Servitude | 0 | 0 | Fraud - Computer Hacking/Invasion | 0 | 0 | 0 | 0 |
| Total | 8 | 8 | Robbery | 0 | 0 | 0 | 0 |
| | | | Theft - Pocket-picking | 0 | 0 | 0 | 0 |
| | | | Theft - Purse Snatching | 0 | 0 | 0 | 0 |
| | | | Theft - Shoplifting | 50 | 48 | 56 | 0 |
| Group B Arrests | | | Theft From Building | 4 | 2 | 2 | 0 |
| Offense | Adult | Juvenile | Theft From Coin Machine | 0 | 0 | 0 | 0 |
| Bad Checks | 0 | 0 | Theft From Motor Vehicle | 0 | 0 | 0 | 0 |
| Curfew/Vagrancy | 0 | 0 | Theft of Motor Vehicle Parts | 1 | 0 | 0 | 0 |
| Disorderly Conduct | 11 | 0 | Theft - All Other Larceny | 3 | 0 | 0 | 0 |
| DUI | 8 | 0 | Motor Vehicle Theft | 3 | 2 | 2 | 0 |
| Drunkenness | 23 | 0 | Stolen Property Offenses | 0 | 0 | 0 | 0 |
| Family-Non Violent | 3 | 0 | | | | | |
| Liquor Law Violations | 1 | 0 | | | | | |
| Peeping Tom | 0 | 0 | | | | | |
| Runaway | 0 | 0 | | | | | |
| Trespass | 6 | 0 | | | | | |
| All Other Offenses | 5 | 0 | | | | | |
| Total Group B | 57 | 0 | | | | | |

(*) Offenses are counted using the FBI Units of Count for Crime

(**) The 'Arrests' column shows arrests made for incidents during the selected period, regardless of arrest date. Arrest counts for the same period may change over time.

This report is valid as of May 06, 2019 and is subject to change

Huntingdon Police Department - NIBRS Agency Crime Overview - 2018

| Crimes Against Society | | | | |
|------------------------------------|------------|------------|------------|----------|
| Animal Cruelty | 0 | 0 | 0 | 0 |
| Drug/Narcotic Violations | 37 | 37 | 34 | 2 |
| Drug/Narcotic Equipment Violations | 24 | 24 | 7 | 0 |
| Gambling - Betting/Wagering | 0 | 0 | 0 | 0 |
| Gambling - Operating/Promoting | 0 | 0 | 0 | 0 |
| Gambling - Equipment Violations | 0 | 0 | 0 | 0 |
| Gambling - Sports Tampering | 0 | 0 | 0 | 0 |
| Pornography/Obscene Material | 0 | 0 | 0 | 0 |
| Prostitution | 0 | 0 | 0 | 0 |
| Prostitution Assisting/Promoting | 0 | 0 | 0 | 0 |
| Purchasing Prostitution | 0 | 0 | 0 | 0 |
| Weapon Law Violations | 3 | 3 | 1 | 0 |
| Total Group A Offenses | 164 | 145 | 132 | 2 |

(*) Offenses are counted using the FBI Units of Count for Crime

(**) The 'Arrests' column shows arrests made for incidents during the selected period, regardless of arrest date. Arrest counts for the same period may change over time.

Huntland Police Department - NIBRS Agency Crime Overview - 2018

| 2017 Population Estimate | 846 | Offenses (*) | | Arrests (**) | | |
|---------------------------------------|-----------------|----------------------------------|-----------------------------------|--------------|----------|---|
| | | Reported | Cleared | Adult | Juvenile | |
| Offense Overview | | Group A Offenses | | | | |
| | | Crimes Against Persons | | | | |
| Offense Total | 2 | Murder | 0 | 0 | 0 | 0 |
| Number Cleared | 1 | Negligent Manslaughter | 0 | 0 | 0 | 0 |
| Percent Cleared | 50.00 % | Negligent Vehicular Manslaughter | 0 | 0 | 0 | 0 |
| Group A Crimes per 100,000 population | 236.4 | Kidnapping/Abduction | 0 | 0 | 0 | 0 |
| | | Forcible Rape | 0 | 0 | 0 | 0 |
| | | Forcible Sodomy | 0 | 0 | 0 | 0 |
| | | Sexual Assault W/Object | 0 | 0 | 0 | 0 |
| | | Forcible Fondling | 0 | 0 | 0 | 0 |
| Arrest Overview | | Incest | 0 | 0 | 0 | 0 |
| Total Arrests | 4 | Statutory Rape | 0 | 0 | 0 | 0 |
| Adult Arrests | 4 | Aggravated Assault | 0 | 0 | 0 | 0 |
| Juvenile Arrests | 0 | Simple Assault | 1 | 1 | 1 | 0 |
| Unknown Age | 0 | Intimidation | 0 | 0 | 0 | 0 |
| Arrests per 100,000 population | 472.8 | Stalking | 0 | 0 | 0 | 0 |
| | | Commercial Sex Acts | 0 | 0 | 0 | 0 |
| Average number offenses/incident | 1.00 | Involuntary Servitude | 0 | 0 | 0 | 0 |
| Domestic Violence Victims | | Crimes Against Property | | | | |
| Offense | Reported | Cleared | | | | |
| Murder | 0 | 0 | Arson | 0 | 0 | 0 |
| Aggravated Assault | 0 | 0 | Bribery | 0 | 0 | 0 |
| Simple Assault | 1 | 1 | Burglary | 0 | 0 | 0 |
| Intimidation | 0 | 0 | Counterfeiting/Forgery | 0 | 0 | 0 |
| Stalking | 0 | 0 | Destruction/Damage/Vandalism | 0 | 0 | 0 |
| Forcible Rape | 0 | 0 | Embezzlement | 0 | 0 | 0 |
| Forcible Sodomy | 0 | 0 | Extortion/Blackmail | 0 | 0 | 0 |
| Sexual Assault W/Object | 0 | 0 | Fraud - False Pretenses | 0 | 0 | 0 |
| Forcible Fondling | 0 | 0 | Fraud - Credit Card/ATM | 0 | 0 | 0 |
| Incest | 0 | 0 | Fraud - Impersonation | 0 | 0 | 0 |
| Statutory Rape | 0 | 0 | Fraud - Welfare | 0 | 0 | 0 |
| Kidnapping/Abduction | 0 | 0 | Fraud - Wire | 0 | 0 | 0 |
| Commercial Sex Acts | 0 | 0 | Fraud - Identity Theft | 0 | 0 | 0 |
| Involuntary Servitude | 0 | 0 | Fraud - Computer Hacking/Invasion | 0 | 0 | 0 |
| Total | 1 | 1 | Robbery | 0 | 0 | 0 |
| | | | Theft - Pocket-picking | 0 | 0 | 0 |
| | | | Theft - Purse Snatching | 0 | 0 | 0 |
| | | | Theft - Shoplifting | 0 | 0 | 0 |
| Group B Arrests | | | Theft From Building | 0 | 0 | 0 |
| Offense | Adult | Juvenile | Theft From Coin Machine | 0 | 0 | 0 |
| Bad Checks | 0 | 0 | Theft From Motor Vehicle | 0 | 0 | 0 |
| Curfew/Vagrancy | 0 | 0 | Theft of Motor Vehicle Parts | 0 | 0 | 0 |
| Disorderly Conduct | 0 | 0 | Theft - All Other Larceny | 0 | 0 | 0 |
| DUI | 1 | 0 | Motor Vehicle Theft | 0 | 0 | 0 |
| Drunkenness | 0 | 0 | Stolen Property Offenses | 0 | 0 | 0 |
| Family-Non Violent | 0 | 0 | | | | |
| Liquor Law Violations | 0 | 0 | | | | |
| Peeping Tom | 0 | 0 | | | | |
| Runaway | 0 | 0 | | | | |
| Trespass | 1 | 0 | | | | |
| All Other Offenses | 1 | 0 | | | | |
| Total Group B | 3 | 0 | | | | |

(*) Offenses are counted using the FBI Units of Count for Crime

(**) The 'Arrests' column shows arrests made for incidents during the selected period, regardless of arrest date. Arrest counts for the same period may change over time.

This report is valid as of May 06, 2019 and is subject to change

Huntland Police Department - NIBRS Agency Crime Overview - 2018

| Crimes Against Society | | | | |
|------------------------------------|----------|----------|----------|----------|
| Animal Cruelty | 0 | 0 | 0 | 0 |
| Drug/Narcotic Violations | 0 | 0 | 0 | 0 |
| Drug/Narcotic Equipment Violations | 1 | 0 | 0 | 0 |
| Gambling - Betting/Wagering | 0 | 0 | 0 | 0 |
| Gambling - Operating/Promoting | 0 | 0 | 0 | 0 |
| Gambling - Equipment Violations | 0 | 0 | 0 | 0 |
| Gambling - Sports Tampering | 0 | 0 | 0 | 0 |
| Pornography/Obscene Material | 0 | 0 | 0 | 0 |
| Prostitution | 0 | 0 | 0 | 0 |
| Prostitution Assisting/Promoting | 0 | 0 | 0 | 0 |
| Purchasing Prostitution | 0 | 0 | 0 | 0 |
| Weapon Law Violations | 0 | 0 | 0 | 0 |
| Total Group A Offenses | 2 | 1 | 1 | 0 |

Please go to <https://crimeinsight.tbi.tn.gov/> for additional 2018 data

(*) Offenses are counted using the FBI Units of Count for Crime

(**) The 'Arrests' column shows arrests made for incidents during the selected period, regardless of arrest date. Arrest counts for the same period may change over time.

Jacksboro Police Department - NIBRS Agency Crime Overview - 2018

| 2017 Population Estimate | | 1,932 | | Offenses (*) | | Arrests (**) | | |
|---------------------------------------|-----------|----------------------------------|-----------------------------------|--------------------------------|---------|--------------|----------|----|
| | | | | Reported | Cleared | Adult | Juvenile | |
| Offense Overview | | | | Group A Offenses | | | | |
| Crimes Against Persons | | | | | | | | |
| Offense Total | 111 | Murder | 0 | 0 | 0 | 0 | | |
| Number Cleared | 101 | Negligent Manslaughter | 0 | 0 | 0 | 0 | | |
| Percent Cleared | 90.99 % | Negligent Vehicular Manslaughter | 0 | 0 | 0 | 0 | | |
| Group A Crimes per 100,000 population | 5,745.3 | Kidnapping/Abduction | 0 | 0 | 0 | 0 | | |
| | | Forcible Rape | 0 | 0 | 0 | 0 | | |
| | | Forcible Sodomy | 0 | 0 | 0 | 0 | | |
| | | Sexual Assault W/Object | 0 | 0 | 0 | 0 | | |
| | | Forcible Fondling | 0 | 0 | 0 | 0 | | |
| | | Incest | 0 | 0 | 0 | 0 | | |
| | | Statutory Rape | 0 | 0 | 0 | 0 | | |
| | | Aggravated Assault | 3 | 3 | 3 | 0 | | |
| | | Simple Assault | 12 | 12 | 12 | 0 | | |
| | | Intimidation | 1 | 0 | 0 | 0 | | |
| | | Stalking | 0 | 0 | 0 | 0 | | |
| | | Commercial Sex Acts | 0 | 0 | 0 | 0 | | |
| | | Involuntary Servitude | 0 | 0 | 0 | 0 | | |
| Arrest Overview | | | | Crimes Against Property | | | | |
| Domestic Violence Victims | | | | | | | | |
| Offense | | Reported | Cleared | | | | | |
| Murder | 0 | 0 | Arson | | | | 0 | 0 |
| Aggravated Assault | 3 | 3 | Bribery | | | | 0 | 0 |
| Simple Assault | 10 | 10 | Burglary | | | | 1 | 1 |
| Intimidation | 0 | 0 | Counterfeiting/Forgery | | | | 0 | 0 |
| Stalking | 0 | 0 | Destruction/Damage/Vandalism | | | | 1 | 1 |
| Forcible Rape | 0 | 0 | Embezzlement | | | | 0 | 0 |
| Forcible Sodomy | 0 | 0 | Extortion/Blackmail | | | | 0 | 0 |
| Sexual Assault W/Object | 0 | 0 | Fraud - False Pretenses | | | | 0 | 0 |
| Forcible Fondling | 0 | 0 | Fraud - Credit Card/ATM | | | | 0 | 0 |
| Incest | 0 | 0 | Fraud - Impersonation | | | | 0 | 0 |
| Statutory Rape | 0 | 0 | Fraud - Welfare | | | | 0 | 0 |
| Kidnapping/Abduction | 0 | 0 | Fraud - Wire | | | | 0 | 0 |
| Commercial Sex Acts | 0 | 0 | Fraud - Identity Theft | | | | 0 | 0 |
| Involuntary Servitude | 0 | 0 | Fraud - Computer Hacking/Invasion | | | | 0 | 0 |
| Total | 13 | 13 | Robbery | | | | 0 | 0 |
| | | | Theft - Pocket-picking | | | | 0 | 0 |
| | | | Theft - Purse Snatching | | | | 2 | 2 |
| | | | Theft - Shoplifting | | | | 58 | 55 |
| | | | Theft From Building | | | | 0 | 0 |
| | | | Theft From Coin Machine | | | | 0 | 0 |
| | | | Theft From Motor Vehicle | | | | 4 | 1 |
| | | | Theft of Motor Vehicle Parts | | | | 0 | 0 |
| | | | Theft - All Other Larceny | | | | 5 | 2 |
| | | | Motor Vehicle Theft | | | | 0 | 0 |
| | | | Stolen Property Offenses | | | | 0 | 0 |
| Group B Arrests | | | | | | | | |
| Offense | | Adult | Juvenile | | | | | |
| Bad Checks | 0 | 0 | | | | | | |
| Curfew/Vagrancy | 0 | 0 | | | | | | |
| Disorderly Conduct | 0 | 0 | | | | | | |
| DUI | 31 | 0 | | | | | | |
| Drunkenness | 24 | 0 | | | | | | |
| Family-Non Violent | 0 | 0 | | | | | | |
| Liquor Law Violations | 0 | 0 | | | | | | |
| Peeping Tom | 0 | 0 | | | | | | |
| Runaway | 0 | 0 | | | | | | |
| Trespass | 0 | 0 | | | | | | |
| All Other Offenses | 0 | 0 | | | | | | |
| Total Group B | 55 | 0 | | | | | | |

(*) Offenses are counted using the FBI Units of Count for Crime

(**) The 'Arrests' column shows arrests made for incidents during the selected period, regardless of arrest date. Arrest counts for the same period may change over time.

Jacksboro Police Department - NIBRS Agency Crime Overview - 2018

| Crimes Against Society | | | | |
|------------------------------------|------------|------------|------------|----------|
| Animal Cruelty | 0 | 0 | 0 | 0 |
| Drug/Narcotic Violations | 20 | 20 | 20 | 0 |
| Drug/Narcotic Equipment Violations | 4 | 4 | 0 | 0 |
| Gambling - Betting/Wagering | 0 | 0 | 0 | 0 |
| Gambling - Operating/Promoting | 0 | 0 | 0 | 0 |
| Gambling - Equipment Violations | 0 | 0 | 0 | 0 |
| Gambling - Sports Tampering | 0 | 0 | 0 | 0 |
| Pornography/Obscene Material | 0 | 0 | 0 | 0 |
| Prostitution | 0 | 0 | 0 | 0 |
| Prostitution Assisting/Promoting | 0 | 0 | 0 | 0 |
| Purchasing Prostitution | 0 | 0 | 0 | 0 |
| Weapon Law Violations | 0 | 0 | 0 | 0 |
| Total Group A Offenses | 111 | 101 | 100 | 0 |

(*) Offenses are counted using the FBI Units of Count for Crime

(**) The 'Arrests' column shows arrests made for incidents during the selected period, regardless of arrest date. Arrest counts for the same period may change over time.

Jackson Police Department - NIBRS Agency Crime Overview - 2018

| 2017 Population Estimate | 66,847 | Offenses (*) | | Arrests (**) | | |
|---------------------------------------|-----------------|-----------------------------------|---------|--------------|----------|----|
| | | Reported | Cleared | Adult | Juvenile | |
| Offense Overview | | Group A Offenses | | | | |
| | | Crimes Against Persons | | | | |
| Offense Total | 9,561 | Murder | 9 | 6 | 7 | 0 |
| Number Cleared | 3,420 | Negligent Manslaughter | 0 | 0 | 0 | 1 |
| Percent Cleared | 35.77 % | Negligent Vehicular Manslaughter | 0 | 0 | 0 | 0 |
| Group A Crimes per 100,000 population | 14,302.8 | Kidnapping/Abduction | 12 | 11 | 13 | 0 |
| | | Forcible Rape | 19 | 7 | 3 | 2 |
| | | Forcible Sodomy | 7 | 2 | 0 | 0 |
| | | Sexual Assault W/Object | 3 | 2 | 0 | 0 |
| | | Forcible Fondling | 30 | 6 | 6 | 0 |
| | | Incest | 1 | 0 | 0 | 0 |
| | | Statutory Rape | 3 | 1 | 0 | 0 |
| | | Aggravated Assault | 539 | 286 | 297 | 22 |
| | | Simple Assault | 1,675 | 722 | 425 | 87 |
| | | Intimidation | 568 | 109 | 41 | 4 |
| | | Stalking | 25 | 9 | 4 | 0 |
| | | Commercial Sex Acts | 1 | 0 | 0 | 0 |
| | | Involuntary Servitude | 0 | 0 | 0 | 0 |
| Arrest Overview | | Crimes Against Property | | | | |
| Total Arrests | 4,572 | Arson | 18 | 3 | 1 | 0 |
| Adult Arrests | 4,219 | Bribery | 0 | 0 | 0 | 0 |
| Juvenile Arrests | 353 | Burglary | 458 | 38 | 40 | 17 |
| Unknown Age | 0 | Counterfeiting/Forgery | 163 | 30 | 41 | 1 |
| Arrests per 100,000 population | 6,839.5 | Destruction/Damage/Vandalism | 1,198 | 268 | 110 | 26 |
| | | Embezzlement | 45 | 13 | 8 | 0 |
| | | Extortion/Blackmail | 4 | 1 | 1 | 0 |
| | | Fraud - False Pretenses | 366 | 118 | 2 | 0 |
| | | Fraud - Credit Card/ATM | 152 | 25 | 10 | 0 |
| | | Fraud - Impersonation | 70 | 34 | 35 | 0 |
| | | Fraud - Welfare | 0 | 0 | 1 | 0 |
| | | Fraud - Wire | 77 | 5 | 0 | 0 |
| | | Fraud - Identity Theft | 4 | 0 | 11 | 0 |
| | | Fraud - Computer Hacking/Invasion | 0 | 0 | 0 | 0 |
| | | Robbery | 102 | 40 | 30 | 5 |
| | | Theft - Pocket-picking | 4 | 0 | 0 | 0 |
| | | Theft - Purse Snatching | 2 | 1 | 0 | 0 |
| | | Theft - Shoplifting | 686 | 319 | 427 | 72 |
| | | Theft From Building | 523 | 60 | 41 | 4 |
| | | Theft From Coin Machine | 4 | 0 | 0 | 0 |
| | | Theft From Motor Vehicle | 521 | 29 | 31 | 13 |
| | | Theft of Motor Vehicle Parts | 145 | 5 | 2 | 0 |
| | | Theft - All Other Larceny | 335 | 15 | 75 | 3 |
| | | Motor Vehicle Theft | 236 | 47 | 28 | 10 |
| | | Stolen Property Offenses | 29 | 24 | 13 | 0 |
| Domestic Violence Victims | | | | | | |
| Offense | Reported | Cleared | | | | |
| Murder | 1 | 1 | | | | |
| Aggravated Assault | 193 | 140 | | | | |
| Simple Assault | 986 | 550 | | | | |
| Intimidation | 141 | 48 | | | | |
| Stalking | 15 | 7 | | | | |
| Forcible Rape | 6 | 4 | | | | |
| Forcible Sodomy | 1 | 0 | | | | |
| Sexual Assault W/Object | 0 | 0 | | | | |
| Forcible Fondling | 6 | 1 | | | | |
| Incest | 1 | 0 | | | | |
| Statutory Rape | 3 | 1 | | | | |
| Kidnapping/Abduction | 11 | 10 | | | | |
| Commercial Sex Acts | 0 | 0 | | | | |
| Involuntary Servitude | 0 | 0 | | | | |
| Total | 1,364 | 762 | | | | |
| Group B Arrests | | | | | | |
| Offense | Adult | Juvenile | | | | |
| Bad Checks | 1 | 0 | | | | |
| Curfew/Vagrancy | 0 | 0 | | | | |
| Disorderly Conduct | 44 | 20 | | | | |
| DUI | 121 | 1 | | | | |
| Drunkenness | 144 | 6 | | | | |
| Family-Non Violent | 11 | 0 | | | | |
| Liquor Law Violations | 28 | 3 | | | | |
| Peeping Tom | 0 | 0 | | | | |
| Runaway | 0 | 0 | | | | |
| Trespass | 61 | 3 | | | | |
| All Other Offenses | 1,318 | 5 | | | | |
| Total Group B | 1,728 | 38 | | | | |

(*) Offenses are counted using the FBI Units of Count for Crime

(**) The 'Arrests' column shows arrests made for incidents during the selected period, regardless of arrest date. Arrest counts for the same period may change over time.

This report is valid as of May 06, 2019 and is subject to change

Jackson Police Department - NIBRS Agency Crime Overview - 2018

| Crimes Against Society | | | | |
|------------------------------------|--------------|--------------|--------------|------------|
| Animal Cruelty | 22 | 2 | 2 | 0 |
| Drug/Narcotic Violations | 877 | 672 | 667 | 33 |
| Drug/Narcotic Equipment Violations | 442 | 347 | 82 | 3 |
| Gambling - Betting/Wagering | 0 | 0 | 0 | 0 |
| Gambling - Operating/Promoting | 0 | 0 | 0 | 0 |
| Gambling - Equipment Violations | 1 | 0 | 0 | 0 |
| Gambling - Sports Tampering | 0 | 0 | 0 | 0 |
| Pornography/Obscene Material | 10 | 2 | 2 | 0 |
| Prostitution | 5 | 5 | 3 | 0 |
| Prostitution Assisting/Promoting | 0 | 0 | 0 | 0 |
| Purchasing Prostitution | 0 | 0 | 0 | 0 |
| Weapon Law Violations | 170 | 156 | 32 | 12 |
| Total Group A Offenses | 9,561 | 3,420 | 2,491 | 315 |

(*) Offenses are counted using the FBI Units of Count for Crime

(**) The 'Arrests' column shows arrests made for incidents during the selected period, regardless of arrest date. Arrest counts for the same period may change over time.

Jamestown Police Department - NIBRS Agency Crime Overview - 2018

| 2017 Population Estimate | 1,956 | Offenses (*) | | Arrests (**) | | | |
|---------------------------------------|-----------------|----------------------------------|-----------------------------------|--------------|----------|----|---|
| | | Reported | Cleared | Adult | Juvenile | | |
| Offense Overview | | Group A Offenses | | | | | |
| Crimes Against Persons | | Crimes Against Persons | | | | | |
| Offense Total | 177 | Murder | 0 | 0 | 0 | 0 | |
| Number Cleared | 118 | Negligent Manslaughter | 0 | 0 | 0 | 0 | |
| Percent Cleared | 66.67 % | Negligent Vehicular Manslaughter | 0 | 0 | 0 | 0 | |
| Group A Crimes per 100,000 population | 9,049.1 | Kidnapping/Abduction | 0 | 0 | 0 | 0 | |
| | | Forcible Rape | 0 | 0 | 0 | 0 | |
| | | Forcible Sodomy | 0 | 0 | 0 | 0 | |
| | | Sexual Assault W/Object | 0 | 0 | 0 | 0 | |
| | | Forcible Fondling | 0 | 0 | 0 | 0 | |
| Arrest Overview | | Incest | 0 | 0 | 0 | 0 | |
| Total Arrests | 171 | Statutory Rape | 1 | 1 | 1 | 0 | |
| Adult Arrests | 169 | Aggravated Assault | 3 | 1 | 1 | 0 | |
| Juvenile Arrests | 2 | Simple Assault | 25 | 21 | 19 | 0 | |
| Unknown Age | 0 | Intimidation | 0 | 0 | 0 | 0 | |
| Arrests per 100,000 population | 8,742.3 | Stalking | 2 | 1 | 1 | 0 | |
| | | Commercial Sex Acts | 0 | 0 | 0 | 0 | |
| Average number offenses/incident | 1.03 | Involuntary Servitude | 0 | 0 | 0 | 0 | |
| Domestic Violence Victims | | Crimes Against Property | | | | | |
| Offense | Reported | Cleared | | | | | |
| Murder | 0 | 0 | Arson | 0 | 0 | 0 | 0 |
| Aggravated Assault | 2 | 1 | Bribery | 0 | 0 | 0 | 0 |
| Simple Assault | 21 | 19 | Burglary | 4 | 2 | 2 | 1 |
| Intimidation | 0 | 0 | Counterfeiting/Forgery | 0 | 0 | 0 | 0 |
| Stalking | 0 | 0 | Destruction/Damage/Vandalism | 6 | 5 | 5 | 0 |
| Forcible Rape | 0 | 0 | Embezzlement | 0 | 0 | 0 | 0 |
| Forcible Sodomy | 0 | 0 | Extortion/Blackmail | 0 | 0 | 0 | 0 |
| Sexual Assault W/Object | 0 | 0 | Fraud - False Pretenses | 4 | 2 | 2 | 0 |
| Forcible Fondling | 0 | 0 | Fraud - Credit Card/ATM | 0 | 0 | 0 | 0 |
| Incest | 0 | 0 | Fraud - Impersonation | 0 | 0 | 0 | 0 |
| Statutory Rape | 0 | 0 | Fraud - Welfare | 0 | 0 | 0 | 0 |
| Kidnapping/Abduction | 0 | 0 | Fraud - Wire | 0 | 0 | 0 | 0 |
| Commercial Sex Acts | 0 | 0 | Fraud - Identity Theft | 0 | 0 | 0 | 0 |
| Involuntary Servitude | 0 | 0 | Fraud - Computer Hacking/Invasion | 0 | 0 | 0 | 0 |
| Total | 23 | 20 | Robbery | 0 | 0 | 0 | 0 |
| | | | Theft - Pocket-picking | 0 | 0 | 0 | 0 |
| | | | Theft - Purse Snatching | 0 | 0 | 0 | 0 |
| | | | Theft - Shoplifting | 56 | 43 | 44 | 0 |
| Group B Arrests | | | Theft From Building | 18 | 10 | 10 | 0 |
| Offense | Adult | Juvenile | Theft From Coin Machine | 1 | 1 | 2 | 0 |
| Bad Checks | 0 | 0 | Theft From Motor Vehicle | 7 | 1 | 1 | 0 |
| Curfew/Vagrancy | 0 | 0 | Theft of Motor Vehicle Parts | 1 | 0 | 0 | 0 |
| Disorderly Conduct | 3 | 0 | Theft - All Other Larceny | 5 | 0 | 0 | 0 |
| DUI | 13 | 0 | Motor Vehicle Theft | 2 | 0 | 0 | 0 |
| Drunkenness | 15 | 0 | Stolen Property Offenses | 0 | 0 | 0 | 0 |
| Family-Non Violent | 1 | 0 | | | | | |
| Liquor Law Violations | 3 | 0 | | | | | |
| Peeping Tom | 0 | 0 | | | | | |
| Runaway | 0 | 0 | | | | | |
| Trespass | 5 | 0 | | | | | |
| All Other Offenses | 13 | 1 | | | | | |
| Total Group B | 53 | 1 | | | | | |

(*) Offenses are counted using the FBI Units of Count for Crime

(**) The 'Arrests' column shows arrests made for incidents during the selected period, regardless of arrest date. Arrest counts for the same period may change over time.

This report is valid as of May 06, 2019 and is subject to change

Jamestown Police Department - NIBRS Agency Crime Overview - 2018

| Crimes Against Society | | | | |
|------------------------------------|------------|------------|------------|----------|
| Animal Cruelty | 0 | 0 | 0 | 0 |
| Drug/Narcotic Violations | 37 | 26 | 24 | 0 |
| Drug/Narcotic Equipment Violations | 5 | 4 | 4 | 0 |
| Gambling - Betting/Wagering | 0 | 0 | 0 | 0 |
| Gambling - Operating/Promoting | 0 | 0 | 0 | 0 |
| Gambling - Equipment Violations | 0 | 0 | 0 | 0 |
| Gambling - Sports Tampering | 0 | 0 | 0 | 0 |
| Pornography/Obscene Material | 0 | 0 | 0 | 0 |
| Prostitution | 0 | 0 | 0 | 0 |
| Prostitution Assisting/Promoting | 0 | 0 | 0 | 0 |
| Purchasing Prostitution | 0 | 0 | 0 | 0 |
| Weapon Law Violations | 0 | 0 | 0 | 0 |
| Total Group A Offenses | 177 | 118 | 116 | 1 |

(*) Offenses are counted using the FBI Units of Count for Crime

(**) The 'Arrests' column shows arrests made for incidents during the selected period, regardless of arrest date. Arrest counts for the same period may change over time.

Jasper Police Department - NIBRS Agency Crime Overview - 2018

| 2017 Population Estimate | | 3,316 | | Offenses (*) | | Arrests (**) | |
|---------------------------------------|-----------|----------------------------------|-----------------------------------|-------------------------|---------|--------------|----------|
| Offense Overview | | Crimes Against Persons | | Reported | Cleared | Adult | Juvenile |
| Offense Total | 201 | Murder | | 0 | 0 | 0 | 0 |
| Number Cleared | 156 | Negligent Manslaughter | | 0 | 0 | 0 | 0 |
| Percent Cleared | 77.61 % | Negligent Vehicular Manslaughter | | 0 | 0 | 0 | 0 |
| Group A Crimes per 100,000 population | 6,061.5 | Kidnapping/Abduction | | 0 | 0 | 0 | 0 |
| | | Forcible Rape | | 1 | 1 | 1 | 0 |
| | | Forcible Sodomy | | 0 | 0 | 0 | 0 |
| | | Sexual Assault W/Object | | 0 | 0 | 0 | 0 |
| | | Forcible Fondling | | 2 | 2 | 1 | 0 |
| | | Incest | | 0 | 0 | 0 | 0 |
| | | Statutory Rape | | 0 | 0 | 0 | 0 |
| | | Aggravated Assault | | 15 | 13 | 10 | 1 |
| | | Simple Assault | | 41 | 38 | 25 | 3 |
| | | Intimidation | | 14 | 13 | 7 | 0 |
| | | Stalking | | 0 | 0 | 0 | 0 |
| | | Commercial Sex Acts | | 0 | 0 | 0 | 0 |
| | | Involuntary Servitude | | 0 | 0 | 0 | 0 |
| | | Average number offenses/incident | 1.24 | | | | |
| Domestic Violence Victims | | | | Crimes Against Property | | | |
| Offense | Reported | Cleared | | Reported | Cleared | Adult | Juvenile |
| Murder | 0 | 0 | Arson | 0 | 0 | 0 | 0 |
| Aggravated Assault | 6 | 5 | Bribery | 0 | 0 | 0 | 0 |
| Simple Assault | 25 | 22 | Burglary | 6 | 1 | 1 | 0 |
| Intimidation | 6 | 6 | Counterfeiting/Forgery | 3 | 3 | 2 | 0 |
| Stalking | 0 | 0 | Destruction/Damage/Vandalism | 23 | 16 | 5 | 1 |
| Forcible Rape | 1 | 1 | Embezzlement | 1 | 1 | 1 | 0 |
| Forcible Sodomy | 0 | 0 | Extortion/Blackmail | 0 | 0 | 0 | 0 |
| Sexual Assault W/Object | 0 | 0 | Fraud - False Pretenses | 3 | 2 | 1 | 0 |
| Forcible Fondling | 0 | 0 | Fraud - Credit Card/ATM | 1 | 0 | 0 | 0 |
| Incest | 0 | 0 | Fraud - Impersonation | 0 | 0 | 0 | 0 |
| Statutory Rape | 0 | 0 | Fraud - Welfare | 0 | 0 | 0 | 0 |
| Kidnapping/Abduction | 0 | 0 | Fraud - Wire | 0 | 0 | 0 | 0 |
| Commercial Sex Acts | 0 | 0 | Fraud - Identity Theft | 0 | 0 | 0 | 0 |
| Involuntary Servitude | 0 | 0 | Fraud - Computer Hacking/Invasion | 0 | 0 | 0 | 0 |
| Total | 38 | 34 | Robbery | 1 | 0 | 0 | 0 |
| | | | Theft - Pocket-picking | 1 | 1 | 1 | 0 |
| | | | Theft - Purse Snatching | 0 | 0 | 0 | 0 |
| | | | Theft - Shoplifting | 13 | 10 | 6 | 1 |
| | | | Theft From Building | 9 | 6 | 2 | 1 |
| | | | Theft From Coin Machine | 0 | 0 | 0 | 0 |
| | | | Theft From Motor Vehicle | 7 | 1 | 0 | 0 |
| | | | Theft of Motor Vehicle Parts | 3 | 1 | 0 | 0 |
| | | | Theft - All Other Larceny | 6 | 3 | 0 | 0 |
| | | | Motor Vehicle Theft | 9 | 3 | 1 | 1 |
| | | | Stolen Property Offenses | 2 | 2 | 2 | 0 |
| Group B Arrests | | | | | | | |
| Offense | Adult | Juvenile | | | | | |
| Bad Checks | 1 | 0 | | | | | |
| Curfew/Vagrancy | 0 | 0 | | | | | |
| Disorderly Conduct | 18 | 2 | | | | | |
| DUI | 11 | 0 | | | | | |
| Drunkenness | 29 | 0 | | | | | |
| Family-Non Violent | 1 | 0 | | | | | |
| Liquor Law Violations | 1 | 0 | | | | | |
| Peeping Tom | 0 | 0 | | | | | |
| Runaway | 0 | 0 | | | | | |
| Trespass | 0 | 0 | | | | | |
| All Other Offenses | 13 | 1 | | | | | |
| Total Group B | 74 | 3 | | | | | |

(*) Offenses are counted using the FBI Units of Count for Crime

(**) The 'Arrests' column shows arrests made for incidents during the selected period, regardless of arrest date. Arrest counts for the same period may change over time.

This report is valid as of May 06, 2019 and is subject to change

Jasper Police Department - NIBRS Agency Crime Overview - 2018

| Crimes Against Society | | | | |
|------------------------------------|------------|------------|-----------|-----------|
| Animal Cruelty | 1 | 1 | 1 | 0 |
| Drug/Narcotic Violations | 19 | 19 | 18 | 1 |
| Drug/Narcotic Equipment Violations | 13 | 13 | 3 | 1 |
| Gambling - Betting/Wagering | 0 | 0 | 0 | 0 |
| Gambling - Operating/Promoting | 0 | 0 | 0 | 0 |
| Gambling - Equipment Violations | 0 | 0 | 0 | 0 |
| Gambling - Sports Tampering | 0 | 0 | 0 | 0 |
| Pornography/Obscene Material | 0 | 0 | 0 | 0 |
| Prostitution | 0 | 0 | 0 | 0 |
| Prostitution Assisting/Promoting | 0 | 0 | 0 | 0 |
| Purchasing Prostitution | 0 | 0 | 0 | 0 |
| Weapon Law Violations | 7 | 6 | 1 | 0 |
| Total Group A Offenses | 201 | 156 | 89 | 10 |

(*) Offenses are counted using the FBI Units of Count for Crime

(**) The 'Arrests' column shows arrests made for incidents during the selected period, regardless of arrest date. Arrest counts for the same period may change over time.

Jefferson City Police Department - NIBRS Agency Crime Overview - 2018

| 2017 Population Estimate | | 8,346 | | Offenses (*) | | Arrests (**) | |
|---------------------------------------|----------|-----------------------------------|-----------------|-----------------|---------|--------------|----------|
| Offense Overview | | Crimes Against Persons | | Reported | Cleared | Adult | Juvenile |
| Offense Total | 1,102 | Murder | | 0 | 0 | 0 | 0 |
| Number Cleared | 630 | Negligent Manslaughter | | 1 | 0 | 0 | 0 |
| Percent Cleared | 57.17 % | Negligent Vehicular Manslaughter | | 0 | 0 | 0 | 0 |
| Group A Crimes per 100,000 population | 13,203.9 | Kidnapping/Abduction | | 0 | 0 | 0 | 0 |
| | | Forcible Rape | | 2 | 0 | 0 | 0 |
| | | Forcible Sodomy | | 0 | 0 | 0 | 0 |
| | | Sexual Assault W/Object | | 1 | 1 | 1 | 0 |
| | | Forcible Fondling | | 2 | 1 | 0 | 1 |
| | | Incest | | 0 | 0 | 0 | 0 |
| | | Statutory Rape | | 2 | 1 | 1 | 0 |
| | | Aggravated Assault | | 19 | 16 | 12 | 1 |
| | | Simple Assault | | 88 | 68 | 51 | 2 |
| | | Intimidation | | 44 | 15 | 6 | 1 |
| | | Stalking | | 1 | 0 | 0 | 0 |
| | | Commercial Sex Acts | | 0 | 0 | 0 | 0 |
| | | Involuntary Servitude | | 0 | 0 | 0 | 0 |
| | | Crimes Against Property | | | | | |
| | | Arson | | 0 | 0 | 0 | 0 |
| | | Bribery | | 0 | 0 | 0 | 0 |
| | | Burglary | | 37 | 6 | 6 | 1 |
| | | Counterfeiting/Forgery | | 19 | 4 | 3 | 0 |
| | | Destruction/Damage/Vandalism | | 41 | 15 | 7 | 4 |
| | | Embezzlement | | 3 | 2 | 2 | 0 |
| | | Extortion/Blackmail | | 0 | 0 | 0 | 0 |
| | | Fraud - False Pretenses | | 26 | 9 | 6 | 0 |
| | | Fraud - Credit Card/ATM | | 13 | 3 | 3 | 0 |
| | | Fraud - Impersonation | | 15 | 9 | 9 | 0 |
| | | Fraud - Welfare | | 0 | 0 | 0 | 0 |
| | | Fraud - Wire | | 2 | 0 | 0 | 0 |
| | | Fraud - Identity Theft | | 0 | 0 | 0 | 0 |
| | | Fraud - Computer Hacking/Invasion | | 0 | 0 | 0 | 0 |
| | | Robbery | | 2 | 1 | 1 | 0 |
| | | Theft - Pocket-picking | | 0 | 0 | 0 | 0 |
| | | Theft - Purse Snatching | | 0 | 0 | 0 | 0 |
| | | Theft - Shoplifting | | 93 | 54 | 46 | 3 |
| | | Theft From Building | | 43 | 12 | 8 | 0 |
| | | Theft From Coin Machine | | 1 | 0 | 0 | 0 |
| | | Theft From Motor Vehicle | | 20 | 4 | 1 | 0 |
| | | Theft of Motor Vehicle Parts | | 7 | 2 | 1 | 0 |
| | | Theft - All Other Larceny | | 65 | 16 | 9 | 0 |
| | | Motor Vehicle Theft | | 18 | 9 | 6 | 1 |
| | | Stolen Property Offenses | | 0 | 0 | 0 | 0 |
| | | Domestic Violence Victims | | | | | |
| | | Offense | Reported | Cleared | | | |
| | | Murder | 0 | 0 | | | |
| | | Aggravated Assault | 2 | 2 | | | |
| | | Simple Assault | 20 | 18 | | | |
| | | Intimidation | 0 | 0 | | | |
| | | Stalking | 0 | 0 | | | |
| | | Forcible Rape | 0 | 0 | | | |
| | | Forcible Sodomy | 0 | 0 | | | |
| | | Sexual Assault W/Object | 0 | 0 | | | |
| | | Forcible Fondling | 0 | 0 | | | |
| | | Incest | 0 | 0 | | | |
| | | Statutory Rape | 0 | 0 | | | |
| | | Kidnapping/Abduction | 0 | 0 | | | |
| | | Commercial Sex Acts | 0 | 0 | | | |
| | | Involuntary Servitude | 0 | 0 | | | |
| | | Total | 22 | 20 | | | |
| | | Group B Arrests | | | | | |
| | | Offense | Adult | Juvenile | | | |
| | | Bad Checks | 0 | 0 | | | |
| | | Curfew/Vagrancy | 0 | 0 | | | |
| | | Disorderly Conduct | 3 | 1 | | | |
| | | DUI | 57 | 0 | | | |
| | | Drunkenness | 38 | 1 | | | |
| | | Family-Non Violent | 0 | 0 | | | |
| | | Liquor Law Violations | 9 | 1 | | | |
| | | Peeping Tom | 0 | 0 | | | |
| | | Runaway | 0 | 0 | | | |
| | | Trespass | 8 | 0 | | | |
| | | All Other Offenses | 15 | 1 | | | |
| | | Total Group B | 130 | 4 | | | |

(*) Offenses are counted using the FBI Units of Count for Crime

(**) The 'Arrests' column shows arrests made for incidents during the selected period, regardless of arrest date. Arrest counts for the same period may change over time.

This report is valid as of May 06, 2019 and is subject to change

Jefferson City Police Department - NIBRS Agency Crime Overview - 2018

| Crimes Against Society | | | | |
|------------------------------------|--------------|------------|------------|-----------|
| Animal Cruelty | 0 | 0 | 0 | 0 |
| Drug/Narcotic Violations | 340 | 197 | 202 | 8 |
| Drug/Narcotic Equipment Violations | 182 | 170 | 62 | 1 |
| Gambling - Betting/Wagering | 0 | 0 | 0 | 0 |
| Gambling - Operating/Promoting | 0 | 0 | 0 | 0 |
| Gambling - Equipment Violations | 0 | 0 | 0 | 0 |
| Gambling - Sports Tampering | 0 | 0 | 0 | 0 |
| Pornography/Obscene Material | 0 | 0 | 0 | 0 |
| Prostitution | 0 | 0 | 0 | 0 |
| Prostitution Assisting/Promoting | 0 | 0 | 0 | 0 |
| Purchasing Prostitution | 0 | 0 | 0 | 0 |
| Weapon Law Violations | 15 | 15 | 8 | 1 |
| Total Group A Offenses | 1,102 | 630 | 451 | 24 |

(*) Offenses are counted using the FBI Units of Count for Crime

(**) The 'Arrests' column shows arrests made for incidents during the selected period, regardless of arrest date. Arrest counts for the same period may change over time.

Jefferson County Sheriff's Office - NIBRS Agency Crime Overview - 2018

| 2017 Population Estimate | N/A | Offenses (*) | | Arrests (**) | | | |
|---------------------------------------|-----------------|----------------------------------|-----------------------------------|--------------|----------|----|---|
| | | Reported | Cleared | Adult | Juvenile | | |
| Offense Overview | | Group A Offenses | | | | | |
| | | Crimes Against Persons | | | | | |
| Offense Total | 1,283 | Murder | 0 | 0 | 0 | 0 | |
| Number Cleared | 745 | Negligent Manslaughter | 0 | 0 | 0 | 0 | |
| Percent Cleared | 58.07 % | Negligent Vehicular Manslaughter | 0 | 0 | 0 | 0 | |
| Group A Crimes per 100,000 population | N/A | Kidnapping/Abduction | 6 | 4 | 3 | 0 | |
| | | Forcible Rape | 11 | 5 | 1 | 0 | |
| | | Forcible Sodomy | 2 | 1 | 0 | 1 | |
| | | Sexual Assault W/Object | 0 | 0 | 0 | 0 | |
| | | Forcible Fondling | 8 | 7 | 2 | 1 | |
| Arrest Overview | | Incest | 0 | 0 | 0 | 0 | |
| Total Arrests | 2,070 | Statutory Rape | 0 | 0 | 1 | 0 | |
| Adult Arrests | 1,997 | Aggravated Assault | 70 | 59 | 49 | 3 | |
| Juvenile Arrests | 73 | Simple Assault | 159 | 132 | 104 | 13 | |
| Unknown Age | 0 | Intimidation | 35 | 5 | 2 | 0 | |
| Arrests per 100,000 population | N/A | Stalking | 4 | 2 | 0 | 0 | |
| | | Commercial Sex Acts | 0 | 0 | 0 | 0 | |
| Average number offenses/incident | 1.24 | Involuntary Servitude | 0 | 0 | 0 | 0 | |
| Domestic Violence Victims | | Crimes Against Property | | | | | |
| Offense | Reported | Cleared | | | | | |
| Murder | 0 | 0 | Arson | 3 | 3 | 0 | 0 |
| Aggravated Assault | 40 | 36 | Bribery | 0 | 0 | 0 | 0 |
| Simple Assault | 123 | 110 | Burglary | 121 | 23 | 21 | 0 |
| Intimidation | 4 | 1 | Counterfeiting/Forgery | 6 | 3 | 1 | 0 |
| Stalking | 1 | 1 | Destruction/Damage/Vandalism | 118 | 29 | 19 | 1 |
| Forcible Rape | 3 | 1 | Embezzlement | 1 | 0 | 0 | 0 |
| Forcible Sodomy | 0 | 0 | Extortion/Blackmail | 0 | 0 | 0 | 0 |
| Sexual Assault W/Object | 0 | 0 | Fraud - False Pretenses | 8 | 2 | 0 | 0 |
| Forcible Fondling | 2 | 2 | Fraud - Credit Card/ATM | 14 | 3 | 3 | 0 |
| Incest | 0 | 0 | Fraud - Impersonation | 6 | 6 | 5 | 0 |
| Statutory Rape | 0 | 0 | Fraud - Welfare | 2 | 0 | 0 | 0 |
| Kidnapping/Abduction | 3 | 3 | Fraud - Wire | 7 | 1 | 1 | 0 |
| Commercial Sex Acts | 0 | 0 | Fraud - Identity Theft | 11 | 6 | 3 | 0 |
| Involuntary Servitude | 0 | 0 | Fraud - Computer Hacking/Invasion | 0 | 0 | 0 | 0 |
| Total | 176 | 154 | Robbery | 9 | 4 | 4 | 0 |
| | | | Theft - Pocket-picking | 1 | 0 | 0 | 0 |
| | | | Theft - Purse Snatching | 0 | 0 | 1 | 0 |
| | | | Theft - Shoplifting | 4 | 3 | 2 | 0 |
| Group B Arrests | | | Theft From Building | 47 | 17 | 10 | 1 |
| Offense | Adult | Juvenile | Theft From Coin Machine | 1 | 0 | 0 | 0 |
| Bad Checks | 7 | 0 | Theft From Motor Vehicle | 34 | 3 | 1 | 0 |
| Curfew/Vagrancy | 0 | 1 | Theft of Motor Vehicle Parts | 9 | 0 | 2 | 0 |
| Disorderly Conduct | 16 | 2 | Theft - All Other Larceny | 166 | 47 | 37 | 1 |
| DUI | 80 | 0 | Motor Vehicle Theft | 53 | 21 | 14 | 1 |
| Drunkenness | 40 | 0 | Stolen Property Offenses | 6 | 5 | 1 | 0 |
| Family-Non Violent | 0 | 1 | | | | | |
| Liquor Law Violations | 1 | 0 | | | | | |
| Peeping Tom | 0 | 0 | | | | | |
| Runaway | 0 | 0 | | | | | |
| Trespass | 7 | 0 | | | | | |
| All Other Offenses | 1,277 | 27 | | | | | |
| Total Group B | 1,428 | 31 | | | | | |

(*) Offenses are counted using the FBI Units of Count for Crime

(**) The 'Arrests' column shows arrests made for incidents during the selected period, regardless of arrest date. Arrest counts for the same period may change over time.

This report is valid as of May 06, 2019 and is subject to change

Jefferson County Sheriff's Office - NIBRS Agency Crime Overview - 2018

| Crimes Against Society | | | | |
|------------------------------------|--------------|------------|------------|-----------|
| Animal Cruelty | 2 | 1 | 2 | 0 |
| Drug/Narcotic Violations | 222 | 220 | 232 | 18 |
| Drug/Narcotic Equipment Violations | 121 | 119 | 43 | 2 |
| Gambling - Betting/Wagering | 0 | 0 | 0 | 0 |
| Gambling - Operating/Promoting | 0 | 0 | 0 | 0 |
| Gambling - Equipment Violations | 0 | 0 | 0 | 0 |
| Gambling - Sports Tampering | 0 | 0 | 0 | 0 |
| Pornography/Obscene Material | 2 | 1 | 1 | 0 |
| Prostitution | 0 | 0 | 0 | 0 |
| Prostitution Assisting/Promoting | 0 | 0 | 0 | 0 |
| Purchasing Prostitution | 0 | 0 | 0 | 0 |
| Weapon Law Violations | 14 | 13 | 4 | 0 |
| Total Group A Offenses | 1,283 | 745 | 569 | 42 |

(*) Offenses are counted using the FBI Units of Count for Crime

(**) The 'Arrests' column shows arrests made for incidents during the selected period, regardless of arrest date. Arrest counts for the same period may change over time.

Jellico Police Department - NIBRS Agency Crime Overview - 2018

| 2017 Population Estimate | 2,215 | Offenses (*) | | Arrests (**) | | |
|---------------------------------------|-----------------|----------------------------------|-----------------------------------|--------------|----------|----|
| | | Reported | Cleared | Adult | Juvenile | |
| Offense Overview | | Group A Offenses | | | | |
| Crimes Against Persons | | Crimes Against Persons | | | | |
| Offense Total | 124 | Murder | 0 | 0 | 0 | 0 |
| Number Cleared | 96 | Negligent Manslaughter | 0 | 0 | 0 | 0 |
| Percent Cleared | 77.42 % | Negligent Vehicular Manslaughter | 0 | 0 | 0 | 0 |
| Group A Crimes per 100,000 population | 5,598.2 | Kidnapping/Abduction | 1 | 1 | 1 | 0 |
| | | Forcible Rape | 0 | 0 | 0 | 0 |
| | | Forcible Sodomy | 0 | 0 | 0 | 0 |
| | | Sexual Assault W/Object | 0 | 0 | 0 | 0 |
| | | Forcible Fondling | 0 | 0 | 0 | 0 |
| Arrest Overview | | Incest | 0 | 0 | 0 | 0 |
| Total Arrests | 112 | Statutory Rape | 0 | 0 | 0 | 0 |
| Adult Arrests | 109 | Aggravated Assault | 4 | 4 | 4 | 1 |
| Juvenile Arrests | 3 | Simple Assault | 18 | 18 | 14 | 2 |
| Unknown Age | 0 | Intimidation | 1 | 0 | 0 | 0 |
| Arrests per 100,000 population | 5,056.4 | Stalking | 0 | 0 | 0 | 0 |
| | | Commercial Sex Acts | 0 | 0 | 0 | 0 |
| Average number offenses/incident | 1.31 | Involuntary Servitude | 0 | 0 | 0 | 0 |
| Domestic Violence Victims | | Crimes Against Property | | | | |
| Offense | Reported | Cleared | | | | |
| Murder | 0 | 0 | Arson | 0 | 0 | 0 |
| Aggravated Assault | 1 | 1 | Bribery | 0 | 0 | 0 |
| Simple Assault | 9 | 9 | Burglary | 8 | 2 | 2 |
| Intimidation | 0 | 0 | Counterfeiting/Forgery | 1 | 1 | 1 |
| Stalking | 0 | 0 | Destruction/Damage/Vandalism | 13 | 6 | 5 |
| Forcible Rape | 0 | 0 | Embezzlement | 0 | 0 | 0 |
| Forcible Sodomy | 0 | 0 | Extortion/Blackmail | 0 | 0 | 0 |
| Sexual Assault W/Object | 0 | 0 | Fraud - False Pretenses | 0 | 0 | 0 |
| Forcible Fondling | 0 | 0 | Fraud - Credit Card/ATM | 1 | 1 | 0 |
| Incest | 0 | 0 | Fraud - Impersonation | 0 | 0 | 0 |
| Statutory Rape | 0 | 0 | Fraud - Welfare | 0 | 0 | 0 |
| Kidnapping/Abduction | 0 | 0 | Fraud - Wire | 0 | 0 | 0 |
| Commercial Sex Acts | 0 | 0 | Fraud - Identity Theft | 0 | 0 | 0 |
| Involuntary Servitude | 0 | 0 | Fraud - Computer Hacking/Invasion | 0 | 0 | 0 |
| Total | 10 | 10 | Robbery | 1 | 0 | 0 |
| | | | Theft - Pocket-picking | 0 | 0 | 0 |
| | | | Theft - Purse Snatching | 0 | 0 | 0 |
| | | | Theft - Shoplifting | 12 | 10 | 10 |
| Group B Arrests | | | Theft From Building | 11 | 6 | 5 |
| Offense | Adult | Juvenile | Theft From Coin Machine | 0 | 0 | 0 |
| Bad Checks | 0 | 0 | Theft From Motor Vehicle | 3 | 1 | 0 |
| Curfew/Vagrancy | 0 | 0 | Theft of Motor Vehicle Parts | 0 | 0 | 0 |
| Disorderly Conduct | 6 | 0 | Theft - All Other Larceny | 1 | 0 | 0 |
| DUI | 4 | 0 | Motor Vehicle Theft | 7 | 4 | 2 |
| Drunkenness | 15 | 0 | Stolen Property Offenses | 0 | 0 | 0 |
| Family-Non Violent | 0 | 0 | | | | |
| Liquor Law Violations | 0 | 0 | | | | |
| Peeping Tom | 0 | 0 | | | | |
| Runaway | 0 | 0 | | | | |
| Trespass | 13 | 0 | | | | |
| All Other Offenses | 0 | 0 | | | | |
| Total Group B | 38 | 0 | | | | |

(*) Offenses are counted using the FBI Units of Count for Crime

(**) The 'Arrests' column shows arrests made for incidents during the selected period, regardless of arrest date. Arrest counts for the same period may change over time.

This report is valid as of May 06, 2019 and is subject to change

Jellico Police Department - NIBRS Agency Crime Overview - 2018

| Crimes Against Society | | | | |
|------------------------------------|------------|-----------|-----------|----------|
| Animal Cruelty | 0 | 0 | 0 | 0 |
| Drug/Narcotic Violations | 21 | 21 | 22 | 0 |
| Drug/Narcotic Equipment Violations | 19 | 19 | 5 | 0 |
| Gambling - Betting/Wagering | 0 | 0 | 0 | 0 |
| Gambling - Operating/Promoting | 0 | 0 | 0 | 0 |
| Gambling - Equipment Violations | 0 | 0 | 0 | 0 |
| Gambling - Sports Tampering | 0 | 0 | 0 | 0 |
| Pornography/Obscene Material | 0 | 0 | 0 | 0 |
| Prostitution | 0 | 0 | 0 | 0 |
| Prostitution Assisting/Promoting | 0 | 0 | 0 | 0 |
| Purchasing Prostitution | 0 | 0 | 0 | 0 |
| Weapon Law Violations | 2 | 2 | 0 | 0 |
| Total Group A Offenses | 124 | 96 | 71 | 3 |

(*) Offenses are counted using the FBI Units of Count for Crime

(**) The 'Arrests' column shows arrests made for incidents during the selected period, regardless of arrest date. Arrest counts for the same period may change over time.

Johnson City Police Department - NIBRS Agency Crime Overview - 2018

| 2017 Population Estimate | 66,391 | Offenses (*) | | Arrests (**) | | | |
|---------------------------------------|-----------------|----------------------------------|-----------------------------------|--------------|----------|-----|----|
| | | Reported | Cleared | Adult | Juvenile | | |
| Offense Overview | | Group A Offenses | | | | | |
| | | Crimes Against Persons | | | | | |
| Offense Total | 6,084 | Murder | 1 | 1 | 0 | 0 | |
| Number Cleared | 4,068 | Negligent Manslaughter | 0 | 0 | 0 | 0 | |
| Percent Cleared | 66.86 % | Negligent Vehicular Manslaughter | 0 | 0 | 0 | 0 | |
| Group A Crimes per 100,000 population | 9,163.9 | Kidnapping/Abduction | 15 | 12 | 6 | 0 | |
| | | Forcible Rape | 21 | 14 | 2 | 0 | |
| | | Forcible Sodomy | 2 | 1 | 0 | 0 | |
| | | Sexual Assault W/Object | 1 | 1 | 0 | 0 | |
| Arrest Overview | | Forcible Fondling | 33 | 28 | 4 | 2 | |
| Total Arrests | 3,946 | Incest | 0 | 0 | 0 | 0 | |
| Adult Arrests | 3,727 | Statutory Rape | 5 | 4 | 2 | 0 | |
| Juvenile Arrests | 219 | Aggravated Assault | 211 | 183 | 117 | 5 | |
| Unknown Age | 0 | Simple Assault | 688 | 605 | 259 | 36 | |
| Arrests per 100,000 population | 5,943.6 | Intimidation | 123 | 100 | 13 | 2 | |
| | | Stalking | 21 | 19 | 10 | 0 | |
| | | Commercial Sex Acts | 0 | 0 | 0 | 0 | |
| Average number offenses/incident | 1.19 | Involuntary Servitude | 0 | 0 | 0 | 0 | |
| Domestic Violence Victims | | Crimes Against Property | | | | | |
| Offense | Reported | Cleared | | | | | |
| Murder | 1 | 1 | Arson | 7 | 1 | 1 | 0 |
| Aggravated Assault | 74 | 73 | Bribery | 0 | 0 | 0 | 0 |
| Simple Assault | 375 | 354 | Burglary | 299 | 100 | 45 | 4 |
| Intimidation | 25 | 23 | Counterfeiting/Forgery | 154 | 90 | 53 | 0 |
| Stalking | 6 | 6 | Destruction/Damage/Vandalism | 416 | 178 | 48 | 14 |
| Forcible Rape | 4 | 4 | Embezzlement | 19 | 14 | 6 | 0 |
| Forcible Sodomy | 0 | 0 | Extortion/Blackmail | 1 | 1 | 0 | 0 |
| Sexual Assault W/Object | 0 | 0 | Fraud - False Pretenses | 223 | 140 | 55 | 0 |
| Forcible Fondling | 6 | 6 | Fraud - Credit Card/ATM | 179 | 88 | 29 | 1 |
| Incest | 0 | 0 | Fraud - Impersonation | 55 | 50 | 38 | 1 |
| Statutory Rape | 1 | 1 | Fraud - Welfare | 0 | 0 | 0 | 0 |
| Kidnapping/Abduction | 7 | 6 | Fraud - Wire | 8 | 4 | 0 | 0 |
| Commercial Sex Acts | 0 | 0 | Fraud - Identity Theft | 27 | 12 | 3 | 0 |
| Involuntary Servitude | 0 | 0 | Fraud - Computer Hacking/Invasion | 0 | 0 | 0 | 0 |
| Total | 499 | 474 | Robbery | 38 | 25 | 21 | 0 |
| | | | Theft - Pocket-picking | 5 | 2 | 0 | 0 |
| | | | Theft - Purse Snatching | 1 | 0 | 0 | 0 |
| | | | Theft - Shoplifting | 983 | 829 | 893 | 32 |
| Group B Arrests | | | Theft From Building | 334 | 171 | 36 | 5 |
| Offense | Adult | Juvenile | Theft From Coin Machine | 4 | 2 | 0 | 0 |
| Bad Checks | 9 | 0 | Theft From Motor Vehicle | 387 | 90 | 39 | 3 |
| Curfew/Vagrancy | 0 | 0 | Theft of Motor Vehicle Parts | 162 | 12 | 6 | 1 |
| Disorderly Conduct | 41 | 28 | Theft - All Other Larceny | 303 | 55 | 41 | 0 |
| DUI | 197 | 2 | Motor Vehicle Theft | 196 | 108 | 55 | 6 |
| Drunkenness | 421 | 3 | Stolen Property Offenses | 31 | 30 | 29 | 2 |
| Family-Non Violent | 1 | 0 | | | | | |
| Liquor Law Violations | 115 | 11 | | | | | |
| Peeping Tom | 0 | 0 | | | | | |
| Runaway | 0 | 0 | | | | | |
| Trespass | 152 | 6 | | | | | |
| All Other Offenses | 303 | 31 | | | | | |
| Total Group B | 1,239 | 81 | | | | | |

(*) Offenses are counted using the FBI Units of Count for Crime

(**) The 'Arrests' column shows arrests made for incidents during the selected period, regardless of arrest date. Arrest counts for the same period may change over time.

This report is valid as of May 06, 2019 and is subject to change

Johnson City Police Department - NIBRS Agency Crime Overview - 2018

| Crimes Against Society | | | | |
|------------------------------------|--------------|--------------|--------------|------------|
| Animal Cruelty | 2 | 2 | 2 | 0 |
| Drug/Narcotic Violations | 587 | 574 | 532 | 15 |
| Drug/Narcotic Equipment Violations | 455 | 447 | 129 | 2 |
| Gambling - Betting/Wagering | 0 | 0 | 0 | 0 |
| Gambling - Operating/Promoting | 0 | 0 | 0 | 0 |
| Gambling - Equipment Violations | 0 | 0 | 0 | 0 |
| Gambling - Sports Tampering | 0 | 0 | 0 | 0 |
| Pornography/Obscene Material | 3 | 2 | 0 | 1 |
| Prostitution | 1 | 1 | 1 | 0 |
| Prostitution Assisting/Promoting | 0 | 0 | 0 | 0 |
| Purchasing Prostitution | 1 | 0 | 0 | 0 |
| Weapon Law Violations | 82 | 72 | 13 | 6 |
| Total Group A Offenses | 6,084 | 4,068 | 2,488 | 138 |

(*) Offenses are counted using the FBI Units of Count for Crime

(**) The 'Arrests' column shows arrests made for incidents during the selected period, regardless of arrest date. Arrest counts for the same period may change over time.

Jonesborough Police Department - NIBRS Agency Crime Overview - 2018

| Crimes Against Society | | | | |
|------------------------------------|------------|------------|------------|----------|
| Animal Cruelty | 0 | 0 | 0 | 0 |
| Drug/Narcotic Violations | 73 | 73 | 74 | 4 |
| Drug/Narcotic Equipment Violations | 61 | 61 | 19 | 0 |
| Gambling - Betting/Wagering | 0 | 0 | 0 | 0 |
| Gambling - Operating/Promoting | 0 | 0 | 0 | 0 |
| Gambling - Equipment Violations | 0 | 0 | 0 | 0 |
| Gambling - Sports Tampering | 0 | 0 | 0 | 0 |
| Pornography/Obscene Material | 0 | 0 | 0 | 0 |
| Prostitution | 0 | 0 | 0 | 0 |
| Prostitution Assisting/Promoting | 0 | 0 | 0 | 0 |
| Purchasing Prostitution | 0 | 0 | 0 | 0 |
| Weapon Law Violations | 8 | 8 | 2 | 1 |
| Total Group A Offenses | 347 | 212 | 159 | 6 |

(*) Offenses are counted using the FBI Units of Count for Crime

(**) The 'Arrests' column shows arrests made for incidents during the selected period, regardless of arrest date. Arrest counts for the same period may change over time.

Kenton Police Department - NIBRS Agency Crime Overview - 2018

| Crimes Against Society | | | | |
|------------------------------------|-----------|----------|----------|----------|
| Animal Cruelty | 0 | 0 | 0 | 0 |
| Drug/Narcotic Violations | 1 | 1 | 1 | 0 |
| Drug/Narcotic Equipment Violations | 0 | 0 | 0 | 0 |
| Gambling - Betting/Wagering | 0 | 0 | 0 | 0 |
| Gambling - Operating/Promoting | 0 | 0 | 0 | 0 |
| Gambling - Equipment Violations | 0 | 0 | 0 | 0 |
| Gambling - Sports Tampering | 0 | 0 | 0 | 0 |
| Pornography/Obscene Material | 0 | 0 | 0 | 0 |
| Prostitution | 0 | 0 | 0 | 0 |
| Prostitution Assisting/Promoting | 0 | 0 | 0 | 0 |
| Purchasing Prostitution | 0 | 0 | 0 | 0 |
| Weapon Law Violations | 0 | 0 | 0 | 0 |
| Total Group A Offenses | 45 | 7 | 6 | 0 |

(*) Offenses are counted using the FBI Units of Count for Crime

(**) The 'Arrests' column shows arrests made for incidents during the selected period, regardless of arrest date. Arrest counts for the same period may change over time.

Kimball Police Department - NIBRS Agency Crime Overview - 2018

| Crimes Against Society | | | | |
|------------------------------------|------------|------------|------------|----------|
| Animal Cruelty | 0 | 0 | 0 | 0 |
| Drug/Narcotic Violations | 41 | 40 | 46 | 2 |
| Drug/Narcotic Equipment Violations | 28 | 28 | 5 | 0 |
| Gambling - Betting/Wagering | 0 | 0 | 0 | 0 |
| Gambling - Operating/Promoting | 0 | 0 | 0 | 0 |
| Gambling - Equipment Violations | 0 | 0 | 0 | 0 |
| Gambling - Sports Tampering | 0 | 0 | 0 | 0 |
| Pornography/Obscene Material | 0 | 0 | 0 | 0 |
| Prostitution | 0 | 0 | 0 | 0 |
| Prostitution Assisting/Promoting | 0 | 0 | 0 | 0 |
| Purchasing Prostitution | 0 | 0 | 0 | 0 |
| Weapon Law Violations | 3 | 3 | 0 | 0 |
| Total Group A Offenses | 298 | 191 | 156 | 8 |

(*) Offenses are counted using the FBI Units of Count for Crime

(**) The 'Arrests' column shows arrests made for incidents during the selected period, regardless of arrest date. Arrest counts for the same period may change over time.

Kingsport Police Department - NIBRS Agency Crime Overview - 2018

| 2017 Population Estimate | | 53,374 | | Offenses (*) | | Arrests (**) | |
|---------------------------------------|------------|----------------------------------|-----------------------------------|-------------------------|---------|--------------|----------|
| Offense Overview | | Group A Offenses | | Reported | Cleared | Adult | Juvenile |
| | | Crimes Against Persons | | | | | |
| Offense Total | 7,408 | Murder | | 4 | 4 | 3 | 1 |
| Number Cleared | 4,131 | Negligent Manslaughter | | 1 | 0 | 0 | 0 |
| Percent Cleared | 55.76 % | Negligent Vehicular Manslaughter | | 2 | 2 | 2 | 0 |
| Group A Crimes per 100,000 population | 13,879.4 | Kidnapping/Abduction | | 23 | 18 | 17 | 0 |
| | | Forcible Rape | | 19 | 8 | 0 | 0 |
| | | Forcible Sodomy | | 2 | 2 | 1 | 0 |
| | | Sexual Assault W/Object | | 1 | 0 | 0 | 0 |
| | | Forcible Fondling | | 26 | 17 | 0 | 1 |
| | | Incest | | 0 | 0 | 0 | 0 |
| | | Statutory Rape | | 7 | 2 | 0 | 0 |
| | | Aggravated Assault | | 338 | 270 | 154 | 7 |
| | | Simple Assault | | 1,052 | 744 | 314 | 27 |
| | | Intimidation | | 102 | 28 | 6 | 2 |
| | | Stalking | | 38 | 30 | 8 | 0 |
| | | Commercial Sex Acts | | 0 | 0 | 0 | 0 |
| | | Involuntary Servitude | | 0 | 0 | 0 | 0 |
| | | Average number offenses/incident | | 1.22 | | | |
| Domestic Violence Victims | | | | Crimes Against Property | | | |
| Offense | Reported | Cleared | | | | | |
| Murder | 1 | 1 | Arson | 8 | 5 | 3 | 0 |
| Aggravated Assault | 105 | 101 | Bribery | 0 | 0 | 0 | 0 |
| Simple Assault | 533 | 493 | Burglary | 348 | 92 | 66 | 7 |
| Intimidation | 23 | 12 | Counterfeiting/Forgery | 186 | 83 | 56 | 0 |
| Stalking | 15 | 11 | Destruction/Damage/Vandalism | 656 | 193 | 68 | 44 |
| Forcible Rape | 5 | 4 | Embezzlement | 21 | 15 | 9 | 0 |
| Forcible Sodomy | 1 | 1 | Extortion/Blackmail | 4 | 2 | 0 | 0 |
| Sexual Assault W/Object | 0 | 0 | Fraud - False Pretenses | 195 | 101 | 23 | 0 |
| Forcible Fondling | 12 | 9 | Fraud - Credit Card/ATM | 260 | 150 | 60 | 0 |
| Incest | 0 | 0 | Fraud - Impersonation | 115 | 97 | 69 | 5 |
| Statutory Rape | 2 | 0 | Fraud - Welfare | 0 | 0 | 0 | 0 |
| Kidnapping/Abduction | 14 | 12 | Fraud - Wire | 10 | 1 | 0 | 0 |
| Commercial Sex Acts | 0 | 0 | Fraud - Identity Theft | 36 | 26 | 8 | 0 |
| Involuntary Servitude | 0 | 0 | Fraud - Computer Hacking/Invasion | 3 | 0 | 0 | 0 |
| Total | 711 | 644 | Robbery | 43 | 31 | 21 | 0 |
| | | | Theft - Pocket-picking | 2 | 0 | 0 | 0 |
| | | | Theft - Purse Snatching | 2 | 0 | 0 | 0 |
| | | | Theft - Shoplifting | 864 | 591 | 572 | 31 |
| | | | Theft From Building | 459 | 91 | 31 | 10 |
| | | | Theft From Coin Machine | 2 | 0 | 0 | 0 |
| | | | Theft From Motor Vehicle | 331 | 61 | 38 | 27 |
| | | | Theft of Motor Vehicle Parts | 166 | 10 | 6 | 4 |
| | | | Theft - All Other Larceny | 390 | 44 | 28 | 1 |
| | | | Motor Vehicle Theft | 311 | 160 | 74 | 9 |
| | | | Stolen Property Offenses | 37 | 31 | 32 | 0 |
| Group B Arrests | | | | | | | |
| Offense | Adult | Juvenile | | | | | |
| Bad Checks | 1 | 0 | | | | | |
| Curfew/Vagrancy | 0 | 0 | | | | | |
| Disorderly Conduct | 55 | 13 | | | | | |
| DUI | 136 | 0 | | | | | |
| Drunkenness | 227 | 4 | | | | | |
| Family-Non Violent | 14 | 0 | | | | | |
| Liquor Law Violations | 16 | 0 | | | | | |
| Peeping Tom | 0 | 0 | | | | | |
| Runaway | 0 | 0 | | | | | |
| Trespass | 108 | 5 | | | | | |
| All Other Offenses | 238 | 95 | | | | | |
| Total Group B | 795 | 117 | | | | | |

(*) Offenses are counted using the FBI Units of Count for Crime

(**) The 'Arrests' column shows arrests made for incidents during the selected period, regardless of arrest date. Arrest counts for the same period may change over time.

This report is valid as of May 06, 2019 and is subject to change

Kingsport Police Department - NIBRS Agency Crime Overview - 2018

| Crimes Against Society | | | | |
|------------------------------------|--------------|--------------|--------------|------------|
| Animal Cruelty | 5 | 2 | 1 | 0 |
| Drug/Narcotic Violations | 691 | 623 | 578 | 28 |
| Drug/Narcotic Equipment Violations | 554 | 534 | 182 | 2 |
| Gambling - Betting/Wagering | 0 | 0 | 0 | 0 |
| Gambling - Operating/Promoting | 0 | 0 | 0 | 0 |
| Gambling - Equipment Violations | 0 | 0 | 0 | 0 |
| Gambling - Sports Tampering | 0 | 0 | 0 | 0 |
| Pornography/Obscene Material | 30 | 5 | 2 | 1 |
| Prostitution | 0 | 0 | 0 | 0 |
| Prostitution Assisting/Promoting | 0 | 0 | 0 | 0 |
| Purchasing Prostitution | 0 | 0 | 0 | 0 |
| Weapon Law Violations | 64 | 58 | 8 | 1 |
| Total Group A Offenses | 7,408 | 4,131 | 2,440 | 208 |

Please go to <https://crimeinsight.tbi.tn.gov/> for additional 2018 data.

(*) Offenses are counted using the FBI Units of Count for Crime

(**) The 'Arrests' column shows arrests made for incidents during the selected period, regardless of arrest date. Arrest counts for the same period may change over time.

Kingston Police Department - NIBRS Agency Crime Overview - 2018

| 2017 Population Estimate | | 5,812 | | Offenses (*) | | Arrests (**) | |
|---------------------------------------|-----------|----------------------------------|-----------------------------------|-------------------------|---------|--------------|----------|
| Offense Overview | | Group A Offenses | | Reported | Cleared | Adult | Juvenile |
| | | Crimes Against Persons | | | | | |
| Offense Total | 219 | Murder | | 0 | 0 | 0 | 0 |
| Number Cleared | 125 | Negligent Manslaughter | | 0 | 0 | 0 | 0 |
| Percent Cleared | 57.08 % | Negligent Vehicular Manslaughter | | 0 | 0 | 0 | 0 |
| Group A Crimes per 100,000 population | 3,768.1 | Kidnapping/Abduction | | 2 | 2 | 0 | 0 |
| | | Forcible Rape | | 2 | 0 | 0 | 0 |
| | | Forcible Sodomy | | 2 | 1 | 1 | 0 |
| | | Sexual Assault W/Object | | 1 | 0 | 0 | 0 |
| | | Forcible Fondling | | 0 | 0 | 0 | 0 |
| | | Incest | | 0 | 0 | 0 | 0 |
| | | Statutory Rape | | 0 | 0 | 0 | 0 |
| | | Aggravated Assault | | 10 | 10 | 7 | 1 |
| | | Simple Assault | | 43 | 35 | 29 | 3 |
| | | Intimidation | | 8 | 7 | 5 | 0 |
| | | Stalking | | 0 | 0 | 0 | 0 |
| | | Commercial Sex Acts | | 0 | 0 | 0 | 0 |
| | | Involuntary Servitude | | 0 | 0 | 0 | 0 |
| | | Average number offenses/incident | 1.18 | | | | |
| Domestic Violence Victims | | | | Crimes Against Property | | | |
| Offense | Reported | Cleared | | | | | |
| Murder | 0 | 0 | Arson | 1 | 0 | 0 | 0 |
| Aggravated Assault | 6 | 6 | Bribery | 0 | 0 | 0 | 0 |
| Simple Assault | 35 | 29 | Burglary | 13 | 4 | 4 | 0 |
| Intimidation | 3 | 3 | Counterfeiting/Forgery | 8 | 2 | 1 | 0 |
| Stalking | 0 | 0 | Destruction/Damage/Vandalism | 22 | 7 | 2 | 1 |
| Forcible Rape | 1 | 0 | Embezzlement | 2 | 1 | 0 | 0 |
| Forcible Sodomy | 0 | 0 | Extortion/Blackmail | 1 | 0 | 0 | 0 |
| Sexual Assault W/Object | 0 | 0 | Fraud - False Pretenses | 5 | 2 | 0 | 0 |
| Forcible Fondling | 0 | 0 | Fraud - Credit Card/ATM | 15 | 4 | 3 | 0 |
| Incest | 0 | 0 | Fraud - Impersonation | 0 | 0 | 0 | 0 |
| Statutory Rape | 0 | 0 | Fraud - Welfare | 0 | 0 | 0 | 0 |
| Kidnapping/Abduction | 2 | 2 | Fraud - Wire | 0 | 0 | 0 | 0 |
| Commercial Sex Acts | 0 | 0 | Fraud - Identity Theft | 0 | 0 | 0 | 0 |
| Involuntary Servitude | 0 | 0 | Fraud - Computer Hacking/Invasion | 0 | 0 | 0 | 0 |
| Total | 47 | 40 | Robbery | 3 | 2 | 2 | 0 |
| | | | Theft - Pocket-picking | 0 | 0 | 0 | 0 |
| | | | Theft - Purse Snatching | 0 | 0 | 0 | 0 |
| | | | Theft - Shoplifting | 4 | 4 | 2 | 0 |
| | | | Theft From Building | 15 | 2 | 2 | 0 |
| | | | Theft From Coin Machine | 2 | 1 | 1 | 0 |
| | | | Theft From Motor Vehicle | 7 | 0 | 0 | 0 |
| | | | Theft of Motor Vehicle Parts | 1 | 0 | 0 | 0 |
| | | | Theft - All Other Larceny | 12 | 6 | 6 | 0 |
| | | | Motor Vehicle Theft | 9 | 5 | 4 | 1 |
| | | | Stolen Property Offenses | 0 | 0 | 0 | 0 |
| Group B Arrests | | | | | | | |
| Offense | Adult | Juvenile | | | | | |
| Bad Checks | 0 | 0 | | | | | |
| Curfew/Vagrancy | 0 | 0 | | | | | |
| Disorderly Conduct | 5 | 0 | | | | | |
| DUI | 8 | 0 | | | | | |
| Drunkenness | 20 | 0 | | | | | |
| Family-Non Violent | 1 | 0 | | | | | |
| Liquor Law Violations | 0 | 2 | | | | | |
| Peeping Tom | 0 | 0 | | | | | |
| Runaway | 0 | 0 | | | | | |
| Trespass | 5 | 0 | | | | | |
| All Other Offenses | 20 | 3 | | | | | |
| Total Group B | 59 | 5 | | | | | |

(*) Offenses are counted using the FBI Units of Count for Crime

(**) The 'Arrests' column shows arrests made for incidents during the selected period, regardless of arrest date. Arrest counts for the same period may change over time.

This report is valid as of May 06, 2019 and is subject to change

Kingston Police Department - NIBRS Agency Crime Overview - 2018

| Crimes Against Society | | | | |
|------------------------------------|------------|------------|-----------|-----------|
| Animal Cruelty | 0 | 0 | 0 | 0 |
| Drug/Narcotic Violations | 20 | 20 | 18 | 9 |
| Drug/Narcotic Equipment Violations | 11 | 10 | 3 | 0 |
| Gambling - Betting/Wagering | 0 | 0 | 0 | 0 |
| Gambling - Operating/Promoting | 0 | 0 | 0 | 0 |
| Gambling - Equipment Violations | 0 | 0 | 0 | 0 |
| Gambling - Sports Tampering | 0 | 0 | 0 | 0 |
| Pornography/Obscene Material | 0 | 0 | 0 | 0 |
| Prostitution | 0 | 0 | 0 | 0 |
| Prostitution Assisting/Promoting | 0 | 0 | 0 | 0 |
| Purchasing Prostitution | 0 | 0 | 0 | 0 |
| Weapon Law Violations | 0 | 0 | 0 | 0 |
| Total Group A Offenses | 219 | 125 | 90 | 15 |

(*) Offenses are counted using the FBI Units of Count for Crime

(**) The 'Arrests' column shows arrests made for incidents during the selected period, regardless of arrest date. Arrest counts for the same period may change over time.

Kingston Springs Police Department - NIBRS Agency Crime Overview - 2018

| 2017 Population Estimate | 2,771 | Offenses (*) | | Arrests (**) | | |
|---------------------------------------|-----------------|----------------------------------|-----------------------------------|--------------|----------|---|
| | | Reported | Cleared | Adult | Juvenile | |
| Offense Overview | | Group A Offenses | | | | |
| | | Crimes Against Persons | | | | |
| Offense Total | 5 | Murder | 0 | 0 | 0 | 0 |
| Number Cleared | 0 | Negligent Manslaughter | 0 | 0 | 0 | 0 |
| Percent Cleared | 0.00 % | Negligent Vehicular Manslaughter | 0 | 0 | 0 | 0 |
| Group A Crimes per 100,000 population | 180.4 | Kidnapping/Abduction | 0 | 0 | 0 | 0 |
| | | Forcible Rape | 0 | 0 | 0 | 0 |
| | | Forcible Sodomy | 0 | 0 | 0 | 0 |
| | | Sexual Assault W/Object | 0 | 0 | 0 | 0 |
| | | Forcible Fondling | 0 | 0 | 0 | 0 |
| Arrest Overview | | Incest | 0 | 0 | 0 | 0 |
| Total Arrests | 1 | Statutory Rape | 0 | 0 | 0 | 0 |
| Adult Arrests | 1 | Aggravated Assault | 0 | 0 | 0 | 0 |
| Juvenile Arrests | 0 | Simple Assault | 3 | 0 | 0 | 0 |
| Unknown Age | 0 | Intimidation | 0 | 0 | 0 | 0 |
| Arrests per 100,000 population | 36.1 | Stalking | 0 | 0 | 0 | 0 |
| | | Commercial Sex Acts | 0 | 0 | 0 | 0 |
| Average number offenses/incident | 1.00 | Involuntary Servitude | 0 | 0 | 0 | 0 |
| Domestic Violence Victims | | Crimes Against Property | | | | |
| Offense | Reported | Cleared | | | | |
| Murder | 0 | 0 | Arson | 0 | 0 | 0 |
| Aggravated Assault | 0 | 0 | Bribery | 0 | 0 | 0 |
| Simple Assault | 1 | 0 | Burglary | 0 | 0 | 0 |
| Intimidation | 0 | 0 | Counterfeiting/Forgery | 0 | 0 | 0 |
| Stalking | 0 | 0 | Destruction/Damage/Vandalism | 0 | 0 | 0 |
| Forcible Rape | 0 | 0 | Embezzlement | 0 | 0 | 0 |
| Forcible Sodomy | 0 | 0 | Extortion/Blackmail | 0 | 0 | 0 |
| Sexual Assault W/Object | 0 | 0 | Fraud - False Pretenses | 0 | 0 | 0 |
| Forcible Fondling | 0 | 0 | Fraud - Credit Card/ATM | 0 | 0 | 0 |
| Incest | 0 | 0 | Fraud - Impersonation | 0 | 0 | 0 |
| Statutory Rape | 0 | 0 | Fraud - Welfare | 0 | 0 | 0 |
| Kidnapping/Abduction | 0 | 0 | Fraud - Wire | 0 | 0 | 0 |
| Commercial Sex Acts | 0 | 0 | Fraud - Identity Theft | 0 | 0 | 0 |
| Involuntary Servitude | 0 | 0 | Fraud - Computer Hacking/Invasion | 0 | 0 | 0 |
| Total | 1 | 0 | Robbery | 0 | 0 | 0 |
| | | | Theft - Pocket-picking | 0 | 0 | 0 |
| | | | Theft - Purse Snatching | 0 | 0 | 0 |
| | | | Theft - Shoplifting | 0 | 0 | 0 |
| Group B Arrests | | | Theft From Building | 0 | 0 | 0 |
| Offense | Adult | Juvenile | Theft From Coin Machine | 0 | 0 | 0 |
| Bad Checks | 0 | 0 | Theft From Motor Vehicle | 1 | 0 | 0 |
| Curfew/Vagrancy | 0 | 0 | Theft of Motor Vehicle Parts | 0 | 0 | 0 |
| Disorderly Conduct | 0 | 0 | Theft - All Other Larceny | 1 | 0 | 0 |
| DUI | 0 | 0 | Motor Vehicle Theft | 0 | 0 | 0 |
| Drunkenness | 1 | 0 | Stolen Property Offenses | 0 | 0 | 0 |
| Family-Non Violent | 0 | 0 | | | | |
| Liquor Law Violations | 0 | 0 | | | | |
| Peeping Tom | 0 | 0 | | | | |
| Runaway | 0 | 0 | | | | |
| Trespass | 0 | 0 | | | | |
| All Other Offenses | 0 | 0 | | | | |
| Total Group B | 1 | 0 | | | | |

(*) Offenses are counted using the FBI Units of Count for Crime

(**) The 'Arrests' column shows arrests made for incidents during the selected period, regardless of arrest date. Arrest counts for the same period may change over time.

This report is valid as of May 06, 2019 and is subject to change

Kingston Springs Police Department - NIBRS Agency Crime Overview - 2018

| Crimes Against Society | | | | |
|------------------------------------|----------|----------|----------|----------|
| Animal Cruelty | 0 | 0 | 0 | 0 |
| Drug/Narcotic Violations | 0 | 0 | 0 | 0 |
| Drug/Narcotic Equipment Violations | 0 | 0 | 0 | 0 |
| Gambling - Betting/Wagering | 0 | 0 | 0 | 0 |
| Gambling - Operating/Promoting | 0 | 0 | 0 | 0 |
| Gambling - Equipment Violations | 0 | 0 | 0 | 0 |
| Gambling - Sports Tampering | 0 | 0 | 0 | 0 |
| Pornography/Obscene Material | 0 | 0 | 0 | 0 |
| Prostitution | 0 | 0 | 0 | 0 |
| Prostitution Assisting/Promoting | 0 | 0 | 0 | 0 |
| Purchasing Prostitution | 0 | 0 | 0 | 0 |
| Weapon Law Violations | 0 | 0 | 0 | 0 |
| Total Group A Offenses | 5 | 0 | 0 | 0 |

Please go to <https://crimeinsight.tbi.tn.gov/> for additional 2018 data

(*) Offenses are counted using the FBI Units of Count for Crime

(**) The 'Arrests' column shows arrests made for incidents during the selected period, regardless of arrest date. Arrest counts for the same period may change over time.

Knoxville Police Department - NIBRS Agency Crime Overview - 2018

| 2017 Population Estimate | | 187,347 | | Offenses (*) | | Arrests (**) | |
|---------------------------------------|--------------|-----------------------------------|---------|--------------------------------|--------------|--------------|----------|
| | | | | Reported | Cleared | Adult | Juvenile |
| Offense Overview | | | | Group A Offenses | | | |
| Crimes Against Persons | | | | Crimes Against Persons | | | |
| Offense Total | 20,980 | Murder | 20 | 11 | 11 | 1 | |
| Number Cleared | 9,699 | Negligent Manslaughter | 0 | 0 | 0 | 0 | |
| Percent Cleared | 46.23 % | Negligent Vehicular Manslaughter | 1 | 1 | 1 | 0 | |
| Group A Crimes per 100,000 population | 11,198.5 | Kidnapping/Abduction | 49 | 34 | 25 | 2 | |
| | | Forcible Rape | 124 | 33 | 0 | 0 | |
| | | Forcible Sodomy | 8 | 2 | 0 | 0 | |
| | | Sexual Assault W/Object | 2 | 1 | 0 | 0 | |
| | | Forcible Fondling | 85 | 26 | 1 | 0 | |
| | | Incest | 0 | 0 | 0 | 0 | |
| | | Statutory Rape | 21 | 2 | 1 | 0 | |
| | | Aggravated Assault | 1,115 | 582 | 307 | 24 | |
| | | Simple Assault | 2,998 | 1,230 | 566 | 83 | |
| | | Intimidation | 444 | 93 | 9 | 2 | |
| | | Stalking | 77 | 16 | 3 | 0 | |
| | | Commercial Sex Acts | 2 | 2 | 1 | 0 | |
| | | Involuntary Servitude | 1 | 0 | 0 | 0 | |
| Arrest Overview | | | | Crimes Against Property | | | |
| Crimes Against Property | | | | Crimes Against Property | | | |
| Total Arrests | 11,243 | Arson | 7 | 1 | 1 | 0 | |
| Adult Arrests | 10,667 | Bribery | 1 | 1 | 1 | 0 | |
| Juvenile Arrests | 576 | Burglary | 1,378 | 343 | 291 | 23 | |
| Unknown Age | 0 | Counterfeiting/Forgery | 229 | 73 | 59 | 1 | |
| Arrests per 100,000 population | 6,001.2 | Destruction/Damage/Vandalism | 1,571 | 384 | 114 | 28 | |
| | | Embezzlement | 104 | 66 | 29 | 0 | |
| | | Extortion/Blackmail | 10 | 5 | 3 | 0 | |
| | | Fraud - False Pretenses | 189 | 47 | 28 | 0 | |
| | | Fraud - Credit Card/ATM | 332 | 47 | 19 | 2 | |
| | | Fraud - Impersonation | 255 | 225 | 179 | 8 | |
| | | Fraud - Welfare | 0 | 0 | 0 | 0 | |
| | | Fraud - Wire | 8 | 2 | 1 | 0 | |
| | | Fraud - Identity Theft | 19 | 3 | 3 | 0 | |
| | | Fraud - Computer Hacking/Invasion | 1 | 0 | 0 | 0 | |
| | | Robbery | 253 | 82 | 51 | 4 | |
| | | Theft - Pocket-picking | 16 | 1 | 1 | 0 | |
| | | Theft - Purse Snatching | 10 | 1 | 1 | 0 | |
| | | Theft - Shoplifting | 2,227 | 1,633 | 1,485 | 125 | |
| | | Theft From Building | 865 | 178 | 72 | 6 | |
| | | Theft From Coin Machine | 24 | 6 | 5 | 1 | |
| | | Theft From Motor Vehicle | 1,465 | 101 | 71 | 3 | |
| | | Theft of Motor Vehicle Parts | 539 | 23 | 24 | 0 | |
| | | Theft - All Other Larceny | 1,358 | 194 | 136 | 4 | |
| | | Motor Vehicle Theft | 1,107 | 348 | 307 | 32 | |
| | | Stolen Property Offenses | 155 | 142 | 38 | 1 | |
| Domestic Violence Victims | | | | Group B Arrests | | | |
| Offense | | | | Group B Arrests | | | |
| | | Reported | Cleared | | | Adult | Juvenile |
| Murder | 2 | 2 | | Bad Checks | 1 | 0 | |
| Aggravated Assault | 364 | 205 | | Curfew/Vagrancy | 2 | 2 | |
| Simple Assault | 1,765 | 649 | | Disorderly Conduct | 319 | 41 | |
| Intimidation | 100 | 9 | | DUI | 445 | 2 | |
| Stalking | 39 | 6 | | Drunkenness | 838 | 4 | |
| Forcible Rape | 41 | 10 | | Family-Non Violent | 6 | 0 | |
| Forcible Sodomy | 2 | 0 | | Liquor Law Violations | 4 | 2 | |
| Sexual Assault W/Object | 1 | 1 | | Peeping Tom | 0 | 0 | |
| Forcible Fondling | 23 | 3 | | Runaway | 0 | 0 | |
| Incest | 0 | 0 | | Trespass | 201 | 1 | |
| Statutory Rape | 6 | 0 | | All Other Offenses | 2,271 | 69 | |
| Kidnapping/Abduction | 30 | 20 | | Total Group B | 4,087 | 121 | |
| Commercial Sex Acts | 0 | 0 | | | | | |
| Involuntary Servitude | 0 | 0 | | | | | |
| Total | 2,373 | 905 | | | | | |

(*) Offenses are counted using the FBI Units of Count for Crime

(**) The 'Arrests' column shows arrests made for incidents during the selected period, regardless of arrest date. Arrest counts for the same period may change over time.

This report is valid as of May 06, 2019 and is subject to change

Knoxville Police Department - NIBRS Agency Crime Overview - 2018

| Crimes Against Society | | | | |
|------------------------------------|---------------|--------------|--------------|------------|
| Animal Cruelty | 21 | 4 | 3 | 0 |
| Drug/Narcotic Violations | 1,919 | 1,860 | 1,653 | 78 |
| Drug/Narcotic Equipment Violations | 1,684 | 1,636 | 975 | 11 |
| Gambling - Betting/Wagering | 0 | 0 | 0 | 0 |
| Gambling - Operating/Promoting | 1 | 1 | 0 | 0 |
| Gambling - Equipment Violations | 1 | 1 | 0 | 0 |
| Gambling - Sports Tampering | 0 | 0 | 0 | 0 |
| Pornography/Obscene Material | 14 | 3 | 0 | 6 |
| Prostitution | 25 | 25 | 22 | 0 |
| Prostitution Assisting/Promoting | 0 | 0 | 0 | 0 |
| Purchasing Prostitution | 4 | 4 | 4 | 0 |
| Weapon Law Violations | 241 | 226 | 79 | 10 |
| Total Group A Offenses | 20,980 | 9,699 | 6,580 | 455 |

(*) Offenses are counted using the FBI Units of Count for Crime

(**) The 'Arrests' column shows arrests made for incidents during the selected period, regardless of arrest date. Arrest counts for the same period may change over time.

LaFayette Police Department - NIBRS Agency Crime Overview - 2018

| 2017 Population Estimate | | 5,215 | | Offenses (*) | | Arrests (**) | |
|---------------------------------------|------------|----------------------------------|-----------------------------------|--------------------------------|---------|--------------|----------|
| | | | | Reported | Cleared | Adult | Juvenile |
| Offense Overview | | | | Group A Offenses | | | |
| Crimes Against Persons | | | | Crimes Against Persons | | | |
| Offense Total | 291 | Murder | 0 | 0 | 0 | 0 | |
| Number Cleared | 179 | Negligent Manslaughter | 0 | 0 | 0 | 0 | |
| Percent Cleared | 61.51 % | Negligent Vehicular Manslaughter | 0 | 0 | 0 | 0 | |
| Group A Crimes per 100,000 population | 5,580.1 | Kidnapping/Abduction | 0 | 0 | 0 | 0 | |
| | | Forcible Rape | 1 | 0 | 0 | 0 | |
| | | Forcible Sodomy | 0 | 0 | 0 | 0 | |
| | | Sexual Assault W/Object | 0 | 0 | 0 | 0 | |
| | | Forcible Fondling | 0 | 0 | 0 | 0 | |
| | | Incest | 0 | 0 | 0 | 0 | |
| | | Statutory Rape | 0 | 0 | 0 | 0 | |
| | | Aggravated Assault | 8 | 7 | 7 | 0 | |
| | | Simple Assault | 36 | 22 | 21 | 0 | |
| | | Intimidation | 3 | 0 | 0 | 0 | |
| | | Stalking | 2 | 0 | 0 | 0 | |
| | | Commercial Sex Acts | 0 | 0 | 0 | 0 | |
| | | Involuntary Servitude | 0 | 0 | 0 | 0 | |
| Arrest Overview | | | | Crimes Against Property | | | |
| Domestic Violence Victims | | | | Crimes Against Property | | | |
| Offense | | Reported | Cleared | | | | |
| Murder | 0 | 0 | Arson | 1 | 0 | 0 | 0 |
| Aggravated Assault | 4 | 4 | Bribery | 0 | 0 | 0 | 0 |
| Simple Assault | 22 | 17 | Burglary | 9 | 1 | 2 | 0 |
| Intimidation | 0 | 0 | Counterfeiting/Forgery | 2 | 0 | 0 | 0 |
| Stalking | 0 | 0 | Destruction/Damage/Vandalism | 20 | 4 | 3 | 0 |
| Forcible Rape | 0 | 0 | Embezzlement | 3 | 0 | 0 | 0 |
| Forcible Sodomy | 0 | 0 | Extortion/Blackmail | 0 | 0 | 0 | 0 |
| Sexual Assault W/Object | 0 | 0 | Fraud - False Pretenses | 9 | 3 | 2 | 0 |
| Forcible Fondling | 0 | 0 | Fraud - Credit Card/ATM | 2 | 1 | 0 | 0 |
| Incest | 0 | 0 | Fraud - Impersonation | 0 | 0 | 0 | 0 |
| Statutory Rape | 0 | 0 | Fraud - Welfare | 0 | 0 | 0 | 0 |
| Kidnapping/Abduction | 0 | 0 | Fraud - Wire | 0 | 0 | 0 | 0 |
| Commercial Sex Acts | 0 | 0 | Fraud - Identity Theft | 0 | 0 | 0 | 0 |
| Involuntary Servitude | 0 | 0 | Fraud - Computer Hacking/Invasion | 0 | 0 | 0 | 0 |
| Total | 26 | 21 | Robbery | 1 | 0 | 0 | 0 |
| | | | Theft - Pocket-picking | 0 | 0 | 0 | 0 |
| | | | Theft - Purse Snatching | 0 | 0 | 0 | 0 |
| | | | Theft - Shoplifting | 41 | 36 | 38 | 3 |
| | | | Theft From Building | 19 | 4 | 4 | 0 |
| | | | Theft From Coin Machine | 0 | 0 | 0 | 0 |
| | | | Theft From Motor Vehicle | 5 | 2 | 2 | 0 |
| | | | Theft of Motor Vehicle Parts | 9 | 1 | 1 | 0 |
| | | | Theft - All Other Larceny | 12 | 5 | 5 | 0 |
| | | | Motor Vehicle Theft | 16 | 3 | 4 | 0 |
| | | | Stolen Property Offenses | 1 | 1 | 1 | 0 |
| Group B Arrests | | | | | | | |
| Offense | | Adult | Juvenile | | | | |
| Bad Checks | 0 | 0 | | | | | |
| Curfew/Vagrancy | 1 | 4 | | | | | |
| Disorderly Conduct | 7 | 1 | | | | | |
| DUI | 27 | 0 | | | | | |
| Drunkenness | 21 | 0 | | | | | |
| Family-Non Violent | 1 | 0 | | | | | |
| Liquor Law Violations | 1 | 1 | | | | | |
| Peeping Tom | 0 | 0 | | | | | |
| Runaway | 0 | 0 | | | | | |
| Trespass | 3 | 0 | | | | | |
| All Other Offenses | 41 | 0 | | | | | |
| Total Group B | 102 | 6 | | | | | |

(*) Offenses are counted using the FBI Units of Count for Crime

(**) The 'Arrests' column shows arrests made for incidents during the selected period, regardless of arrest date. Arrest counts for the same period may change over time.

This report is valid as of May 06, 2019 and is subject to change

LaFayette Police Department - NIBRS Agency Crime Overview - 2018

| Crimes Against Society | | | | |
|------------------------------------|------------|------------|------------|----------|
| Animal Cruelty | 0 | 0 | 0 | 0 |
| Drug/Narcotic Violations | 52 | 51 | 54 | 0 |
| Drug/Narcotic Equipment Violations | 37 | 37 | 7 | 0 |
| Gambling - Betting/Wagering | 0 | 0 | 0 | 0 |
| Gambling - Operating/Promoting | 0 | 0 | 0 | 0 |
| Gambling - Equipment Violations | 0 | 0 | 0 | 0 |
| Gambling - Sports Tampering | 0 | 0 | 0 | 0 |
| Pornography/Obscene Material | 0 | 0 | 0 | 0 |
| Prostitution | 0 | 0 | 0 | 0 |
| Prostitution Assisting/Promoting | 0 | 0 | 0 | 0 |
| Purchasing Prostitution | 0 | 0 | 0 | 0 |
| Weapon Law Violations | 2 | 1 | 0 | 0 |
| Total Group A Offenses | 291 | 179 | 151 | 3 |

(*) Offenses are counted using the FBI Units of Count for Crime

(**) The 'Arrests' column shows arrests made for incidents during the selected period, regardless of arrest date. Arrest counts for the same period may change over time.

LaFollette Police Department - NIBRS Agency Crime Overview - 2018

| 2017 Population Estimate | | 6,807 | | Offenses (*) | | Arrests (**) | |
|---------------------------------------|------------|----------------------------------|-----------------------------------|-------------------------|---------|--------------|----------|
| Offense Overview | | Crimes Against Persons | | Reported | Cleared | Adult | Juvenile |
| Offense Total | 857 | Murder | | 1 | 1 | 1 | 0 |
| Number Cleared | 534 | Negligent Manslaughter | | 0 | 0 | 0 | 0 |
| Percent Cleared | 62.31 % | Negligent Vehicular Manslaughter | | 0 | 0 | 0 | 0 |
| Group A Crimes per 100,000 population | 12,590.0 | Kidnapping/Abduction | | 7 | 7 | 3 | 0 |
| | | Forcible Rape | | 3 | 0 | 0 | 0 |
| | | Forcible Sodomy | | 0 | 0 | 0 | 0 |
| | | Sexual Assault W/Object | | 1 | 0 | 0 | 0 |
| | | Forcible Fondling | | 0 | 0 | 0 | 0 |
| | | Incest | | 0 | 0 | 0 | 0 |
| | | Statutory Rape | | 0 | 0 | 0 | 0 |
| | | Aggravated Assault | | 20 | 16 | 14 | 0 |
| | | Simple Assault | | 151 | 100 | 86 | 3 |
| | | Intimidation | | 16 | 10 | 7 | 0 |
| | | Stalking | | 0 | 0 | 0 | 0 |
| | | Commercial Sex Acts | | 0 | 0 | 0 | 0 |
| | | Involuntary Servitude | | 0 | 0 | 0 | 0 |
| | | Average number offenses/incident | 1.19 | | | | |
| Domestic Violence Victims | | | | Crimes Against Property | | | |
| Offense | Reported | Cleared | | Reported | Cleared | Adult | Juvenile |
| Murder | 1 | 1 | Arson | 1 | 1 | 0 | 0 |
| Aggravated Assault | 15 | 13 | Bribery | 0 | 0 | 0 | 0 |
| Simple Assault | 106 | 74 | Burglary | 56 | 10 | 8 | 0 |
| Intimidation | 11 | 7 | Counterfeiting/Forgery | 6 | 3 | 1 | 0 |
| Stalking | 0 | 0 | Destruction/Damage/Vandalism | 58 | 22 | 10 | 12 |
| Forcible Rape | 0 | 0 | Embezzlement | 2 | 0 | 0 | 0 |
| Forcible Sodomy | 0 | 0 | Extortion/Blackmail | 0 | 0 | 0 | 0 |
| Sexual Assault W/Object | 0 | 0 | Fraud - False Pretenses | 1 | 0 | 0 | 0 |
| Forcible Fondling | 0 | 0 | Fraud - Credit Card/ATM | 0 | 0 | 0 | 0 |
| Incest | 0 | 0 | Fraud - Impersonation | 4 | 2 | 2 | 0 |
| Statutory Rape | 0 | 0 | Fraud - Welfare | 0 | 0 | 0 | 0 |
| Kidnapping/Abduction | 2 | 2 | Fraud - Wire | 3 | 0 | 0 | 0 |
| Commercial Sex Acts | 0 | 0 | Fraud - Identity Theft | 0 | 0 | 0 | 0 |
| Involuntary Servitude | 0 | 0 | Fraud - Computer Hacking/Invasion | 0 | 0 | 0 | 0 |
| Total | 135 | 97 | Robbery | 1 | 0 | 0 | 0 |
| | | | Theft - Pocket-picking | 0 | 0 | 0 | 0 |
| | | | Theft - Purse Snatching | 0 | 0 | 0 | 0 |
| | | | Theft - Shoplifting | 64 | 46 | 46 | 0 |
| | | | Theft From Building | 40 | 11 | 8 | 0 |
| | | | Theft From Coin Machine | 1 | 0 | 0 | 0 |
| | | | Theft From Motor Vehicle | 50 | 10 | 10 | 0 |
| | | | Theft of Motor Vehicle Parts | 5 | 0 | 0 | 0 |
| | | | Theft - All Other Larceny | 50 | 8 | 12 | 0 |
| | | | Motor Vehicle Theft | 23 | 5 | 2 | 1 |
| | | | Stolen Property Offenses | 0 | 0 | 0 | 0 |
| Group B Arrests | | | | | | | |
| Offense | Adult | Juvenile | | | | | |
| Bad Checks | 0 | 0 | | | | | |
| Curfew/Vagrancy | 0 | 0 | | | | | |
| Disorderly Conduct | 14 | 0 | | | | | |
| DUI | 61 | 0 | | | | | |
| Drunkenness | 146 | 3 | | | | | |
| Family-Non Violent | 1 | 4 | | | | | |
| Liquor Law Violations | 2 | 0 | | | | | |
| Peeping Tom | 0 | 0 | | | | | |
| Runaway | 0 | 0 | | | | | |
| Trespass | 29 | 0 | | | | | |
| All Other Offenses | 73 | 3 | | | | | |
| Total Group B | 326 | 10 | | | | | |

(*) Offenses are counted using the FBI Units of Count for Crime

(**) The 'Arrests' column shows arrests made for incidents during the selected period, regardless of arrest date. Arrest counts for the same period may change over time.

This report is valid as of May 06, 2019 and is subject to change

LaFollette Police Department - NIBRS Agency Crime Overview - 2018

| Crimes Against Society | | | | |
|------------------------------------|------------|------------|------------|-----------|
| Animal Cruelty | 0 | 0 | 0 | 0 |
| Drug/Narcotic Violations | 154 | 148 | 152 | 1 |
| Drug/Narcotic Equipment Violations | 128 | 123 | 75 | 1 |
| Gambling - Betting/Wagering | 0 | 0 | 0 | 0 |
| Gambling - Operating/Promoting | 0 | 0 | 0 | 0 |
| Gambling - Equipment Violations | 1 | 1 | 1 | 0 |
| Gambling - Sports Tampering | 0 | 0 | 0 | 0 |
| Pornography/Obscene Material | 0 | 0 | 0 | 0 |
| Prostitution | 3 | 3 | 3 | 0 |
| Prostitution Assisting/Promoting | 0 | 0 | 0 | 0 |
| Purchasing Prostitution | 0 | 0 | 0 | 0 |
| Weapon Law Violations | 7 | 7 | 4 | 0 |
| Total Group A Offenses | 857 | 534 | 445 | 18 |

(*) Offenses are counted using the FBI Units of Count for Crime

(**) The 'Arrests' column shows arrests made for incidents during the selected period, regardless of arrest date. Arrest counts for the same period may change over time.

LaVergne Police Department - NIBRS Agency Crime Overview - 2018

| 2017 Population Estimate | | 35,717 | | Offenses (*) | | Arrests (**) | | |
|---------------------------------------|---------|----------------------------------|-----------------|-----------------------------------|---------|--------------|----------|---|
| | | | | Reported | Cleared | Adult | Juvenile | |
| Offense Overview | | | | Group A Offenses | | | | |
| Crimes Against Persons | | | | Crimes Against Persons | | | | |
| Offense Total | 2,615 | Murder | 1 | 1 | 0 | 1 | | |
| Number Cleared | 1,171 | Negligent Manslaughter | 0 | 0 | 0 | 0 | | |
| Percent Cleared | 44.78 % | Negligent Vehicular Manslaughter | 0 | 0 | 0 | 0 | | |
| Group A Crimes per 100,000 population | 7,321.4 | Kidnapping/Abduction | 12 | 5 | 0 | 0 | | |
| | | Forcible Rape | 7 | 1 | 0 | 0 | | |
| | | Forcible Sodomy | 0 | 0 | 0 | 0 | | |
| | | Sexual Assault W/Object | 0 | 0 | 0 | 0 | | |
| | | Forcible Fondling | 21 | 6 | 1 | 0 | | |
| | | Incest | 0 | 0 | 0 | 0 | | |
| | | Statutory Rape | 3 | 0 | 0 | 0 | | |
| | | Aggravated Assault | 135 | 85 | 59 | 2 | | |
| | | Simple Assault | 388 | 209 | 148 | 26 | | |
| | | Intimidation | 37 | 0 | 0 | 0 | | |
| | | Stalking | 1 | 1 | 1 | 0 | | |
| | | Commercial Sex Acts | 0 | 0 | 0 | 0 | | |
| | | Involuntary Servitude | 0 | 0 | 0 | 0 | | |
| Arrest Overview | | | | Crimes Against Property | | | | |
| Domestic Violence Victims | | | | Crimes Against Property | | | | |
| Offense | | Reported | Cleared | | | | | |
| Murder | | 0 | 0 | Arson | 2 | 1 | 1 | 0 |
| Aggravated Assault | | 21 | 19 | Bribery | 0 | 0 | 0 | 0 |
| Simple Assault | | 137 | 106 | Burglary | 91 | 10 | 6 | 4 |
| Intimidation | | 0 | 0 | Counterfeiting/Forgery | 83 | 34 | 21 | 2 |
| Stalking | | 0 | 0 | Destruction/Damage/Vandalism | 228 | 29 | 7 | 0 |
| Forcible Rape | | 0 | 0 | Embezzlement | 13 | 2 | 2 | 0 |
| Forcible Sodomy | | 0 | 0 | Extortion/Blackmail | 2 | 0 | 0 | 0 |
| Sexual Assault W/Object | | 0 | 0 | Fraud - False Pretenses | 42 | 4 | 3 | 0 |
| Forcible Fondling | | 2 | 1 | Fraud - Credit Card/ATM | 66 | 6 | 3 | 1 |
| Incest | | 0 | 0 | Fraud - Impersonation | 33 | 18 | 10 | 0 |
| Statutory Rape | | 0 | 0 | Fraud - Welfare | 0 | 0 | 0 | 0 |
| Kidnapping/Abduction | | 4 | 3 | Fraud - Wire | 3 | 0 | 0 | 0 |
| Commercial Sex Acts | | 0 | 0 | Fraud - Identity Theft | 13 | 2 | 2 | 0 |
| Involuntary Servitude | | 0 | 0 | Fraud - Computer Hacking/Invasion | 0 | 0 | 0 | 0 |
| Total | | 164 | 129 | Robbery | 27 | 8 | 9 | 2 |
| Group B Arrests | | | | Theft - Pocket-picking | | | | |
| Offense | | Adult | Juvenile | Theft - Purse Snatching | | | | |
| Bad Checks | | 0 | 0 | Theft - Shoplifting | | | | |
| Curfew/Vagrancy | | 0 | 2 | Theft From Building | | | | |
| Disorderly Conduct | | 6 | 2 | Theft From Coin Machine | | | | |
| DUI | | 120 | 0 | Theft From Motor Vehicle | | | | |
| Drunkenness | | 20 | 0 | Theft of Motor Vehicle Parts | | | | |
| Family-Non Violent | | 0 | 0 | Theft - All Other Larceny | | | | |
| Liquor Law Violations | | 9 | 0 | Motor Vehicle Theft | | | | |
| Peeping Tom | | 0 | 0 | Stolen Property Offenses | | | | |
| Runaway | | 0 | 0 | | | | | |
| Trespass | | 0 | 0 | | | | | |
| All Other Offenses | | 94 | 8 | | | | | |
| Total Group B | | 249 | 12 | | | | | |

(*) Offenses are counted using the FBI Units of Count for Crime

(**) The 'Arrests' column shows arrests made for incidents during the selected period, regardless of arrest date. Arrest counts for the same period may change over time.

This report is valid as of May 06, 2019 and is subject to change

LaVergne Police Department - NIBRS Agency Crime Overview - 2018

| Crimes Against Society | | | | |
|------------------------------------|--------------|--------------|------------|-----------|
| Animal Cruelty | 0 | 0 | 0 | 0 |
| Drug/Narcotic Violations | 353 | 327 | 281 | 22 |
| Drug/Narcotic Equipment Violations | 237 | 218 | 93 | 2 |
| Gambling - Betting/Wagering | 0 | 0 | 0 | 0 |
| Gambling - Operating/Promoting | 0 | 0 | 0 | 0 |
| Gambling - Equipment Violations | 0 | 0 | 0 | 0 |
| Gambling - Sports Tampering | 0 | 0 | 0 | 0 |
| Pornography/Obscene Material | 4 | 0 | 0 | 0 |
| Prostitution | 0 | 0 | 0 | 0 |
| Prostitution Assisting/Promoting | 0 | 0 | 0 | 0 |
| Purchasing Prostitution | 0 | 0 | 0 | 0 |
| Weapon Law Violations | 46 | 42 | 17 | 3 |
| Total Group A Offenses | 2,615 | 1,171 | 806 | 80 |

(*) Offenses are counted using the FBI Units of Count for Crime

(**) The 'Arrests' column shows arrests made for incidents during the selected period, regardless of arrest date. Arrest counts for the same period may change over time.

Lawrenceburg Police Department - NIBRS Agency Crime Overview - 2018

| 2017 Population Estimate | | 10,772 | | Offenses (*) | | Arrests (**) | |
|---------------------------------------|------------|----------------------------------|-----------------------------------|-------------------------|---------|--------------|----------|
| Offense Overview | | Group A Offenses | | Reported | Cleared | Adult | Juvenile |
| | | Crimes Against Persons | | | | | |
| Offense Total | 1,218 | Murder | | 0 | 0 | 0 | 0 |
| Number Cleared | 459 | Negligent Manslaughter | | 0 | 0 | 0 | 0 |
| Percent Cleared | 37.68 % | Negligent Vehicular Manslaughter | | 0 | 0 | 0 | 0 |
| Group A Crimes per 100,000 population | 11,307.1 | Kidnapping/Abduction | | 2 | 0 | 0 | 0 |
| | | Forcible Rape | | 4 | 1 | 1 | 0 |
| | | Forcible Sodomy | | 0 | 0 | 0 | 0 |
| | | Sexual Assault W/Object | | 0 | 0 | 0 | 0 |
| | | Forcible Fondling | | 10 | 1 | 0 | 0 |
| | | Incest | | 1 | 0 | 0 | 0 |
| | | Statutory Rape | | 0 | 0 | 0 | 0 |
| | | Aggravated Assault | | 57 | 22 | 12 | 0 |
| | | Simple Assault | | 194 | 77 | 49 | 3 |
| | | Intimidation | | 51 | 12 | 3 | 1 |
| | | Stalking | | 5 | 0 | 0 | 0 |
| | | Commercial Sex Acts | | 0 | 0 | 0 | 0 |
| | | Involuntary Servitude | | 0 | 0 | 0 | 0 |
| | | Average number offenses/incident | | 1.18 | | | |
| Domestic Violence Victims | | | | Crimes Against Property | | | |
| Offense | Reported | Cleared | | | | | |
| Murder | 0 | 0 | Arson | 1 | 0 | 0 | 0 |
| Aggravated Assault | 24 | 14 | Bribery | 0 | 0 | 0 | 0 |
| Simple Assault | 139 | 67 | Burglary | 99 | 16 | 10 | 0 |
| Intimidation | 19 | 6 | Counterfeiting/Forgery | 10 | 4 | 3 | 0 |
| Stalking | 2 | 0 | Destruction/Damage/Vandalism | 116 | 22 | 5 | 1 |
| Forcible Rape | 1 | 0 | Embezzlement | 5 | 1 | 2 | 0 |
| Forcible Sodomy | 0 | 0 | Extortion/Blackmail | 1 | 0 | 0 | 0 |
| Sexual Assault W/Object | 0 | 0 | Fraud - False Pretenses | 13 | 4 | 2 | 0 |
| Forcible Fondling | 3 | 0 | Fraud - Credit Card/ATM | 15 | 1 | 0 | 0 |
| Incest | 1 | 0 | Fraud - Impersonation | 2 | 1 | 1 | 0 |
| Statutory Rape | 0 | 0 | Fraud - Welfare | 0 | 0 | 0 | 0 |
| Kidnapping/Abduction | 0 | 0 | Fraud - Wire | 7 | 0 | 0 | 0 |
| Commercial Sex Acts | 0 | 0 | Fraud - Identity Theft | 0 | 0 | 0 | 0 |
| Involuntary Servitude | 0 | 0 | Fraud - Computer Hacking/Invasion | 0 | 0 | 0 | 0 |
| Total | 189 | 87 | Robbery | 6 | 2 | 1 | 0 |
| | | | Theft - Pocket-picking | 1 | 0 | 0 | 0 |
| | | | Theft - Purse Snatching | 0 | 0 | 0 | 0 |
| | | | Theft - Shoplifting | 175 | 129 | 142 | 2 |
| | | | Theft From Building | 98 | 11 | 7 | 0 |
| | | | Theft From Coin Machine | 1 | 0 | 0 | 0 |
| | | | Theft From Motor Vehicle | 79 | 6 | 5 | 0 |
| | | | Theft of Motor Vehicle Parts | 19 | 1 | 0 | 0 |
| | | | Theft - All Other Larceny | 71 | 4 | 2 | 0 |
| | | | Motor Vehicle Theft | 17 | 2 | 2 | 0 |
| | | | Stolen Property Offenses | 1 | 1 | 0 | 0 |
| Group B Arrests | | | | | | | |
| Offense | Adult | Juvenile | | | | | |
| Bad Checks | 0 | 0 | | | | | |
| Curfew/Vagrancy | 0 | 0 | | | | | |
| Disorderly Conduct | 2 | 0 | | | | | |
| DUI | 23 | 0 | | | | | |
| Drunkenness | 67 | 0 | | | | | |
| Family-Non Violent | 0 | 0 | | | | | |
| Liquor Law Violations | 1 | 0 | | | | | |
| Peeping Tom | 0 | 0 | | | | | |
| Runaway | 0 | 0 | | | | | |
| Trespass | 2 | 0 | | | | | |
| All Other Offenses | 26 | 0 | | | | | |
| Total Group B | 121 | 0 | | | | | |

(*) Offenses are counted using the FBI Units of Count for Crime

(**) The 'Arrests' column shows arrests made for incidents during the selected period, regardless of arrest date. Arrest counts for the same period may change over time.

This report is valid as of May 06, 2019 and is subject to change

Lawrenceburg Police Department - NIBRS Agency Crime Overview - 2018

| Crimes Against Society | | | | |
|------------------------------------|--------------|------------|------------|----------|
| Animal Cruelty | 1 | 0 | 0 | 0 |
| Drug/Narcotic Violations | 86 | 78 | 73 | 1 |
| Drug/Narcotic Equipment Violations | 62 | 56 | 19 | 0 |
| Gambling - Betting/Wagering | 0 | 0 | 0 | 0 |
| Gambling - Operating/Promoting | 0 | 0 | 0 | 0 |
| Gambling - Equipment Violations | 0 | 0 | 0 | 0 |
| Gambling - Sports Tampering | 0 | 0 | 0 | 0 |
| Pornography/Obscene Material | 1 | 1 | 0 | 0 |
| Prostitution | 0 | 0 | 0 | 0 |
| Prostitution Assisting/Promoting | 0 | 0 | 0 | 0 |
| Purchasing Prostitution | 0 | 0 | 0 | 0 |
| Weapon Law Violations | 7 | 6 | 3 | 0 |
| Total Group A Offenses | 1,218 | 459 | 342 | 8 |

(*) Offenses are counted using the FBI Units of Count for Crime

(**) The 'Arrests' column shows arrests made for incidents during the selected period, regardless of arrest date. Arrest counts for the same period may change over time.

Lebanon Police Department - NIBRS Agency Crime Overview - 2018

| 2017 Population Estimate | | 32,226 | | Offenses (*) | | Arrests (**) | |
|---------------------------------------|-----------------|----------------------------------|-----------------------------------|--------------------------------|---------|--------------|----------|
| | | | | Reported | Cleared | Adult | Juvenile |
| Offense Overview | | | | Group A Offenses | | | |
| Crimes Against Persons | | | | Crimes Against Property | | | |
| Offense Total | 3,230 | Murder | 3 | 3 | 3 | 1 | |
| Number Cleared | 1,651 | Negligent Manslaughter | 0 | 0 | 0 | 0 | |
| Percent Cleared | 51.11 % | Negligent Vehicular Manslaughter | 0 | 0 | 0 | 0 | |
| Group A Crimes per 100,000 population | 10,023.0 | Kidnapping/Abduction | 4 | 3 | 2 | 0 | |
| | | Forcible Rape | 9 | 5 | 0 | 0 | |
| | | Forcible Sodomy | 6 | 6 | 2 | 1 | |
| | | Sexual Assault W/Object | 11 | 6 | 1 | 1 | |
| | | Forcible Fondling | 8 | 7 | 0 | 0 | |
| | | Incest | 0 | 0 | 0 | 0 | |
| | | Statutory Rape | 2 | 2 | 1 | 0 | |
| | | Aggravated Assault | 134 | 96 | 54 | 4 | |
| | | Simple Assault | 521 | 258 | 177 | 7 | |
| | | Intimidation | 130 | 43 | 12 | 3 | |
| | | Stalking | 4 | 2 | 2 | 0 | |
| | | Commercial Sex Acts | 0 | 0 | 0 | 0 | |
| | | Involuntary Servitude | 0 | 0 | 0 | 0 | |
| | | Average number offenses/incident | 1.25 | | | | |
| Domestic Violence Victims | | | | Crimes Against Property | | | |
| Offense | Reported | Cleared | | | | | |
| Murder | 0 | 0 | Arson | 0 | 0 | 0 | |
| Aggravated Assault | 68 | 49 | Bribery | 0 | 0 | 0 | |
| Simple Assault | 373 | 192 | Burglary | 125 | 28 | 15 | |
| Intimidation | 40 | 12 | Counterfeiting/Forgery | 51 | 19 | 10 | |
| Stalking | 2 | 1 | Destruction/Damage/Vandalism | 207 | 42 | 8 | |
| Forcible Rape | 4 | 3 | Embezzlement | 29 | 17 | 12 | |
| Forcible Sodomy | 1 | 1 | Extortion/Blackmail | 5 | 1 | 0 | |
| Sexual Assault W/Object | 3 | 2 | Fraud - False Pretenses | 118 | 32 | 16 | |
| Forcible Fondling | 4 | 3 | Fraud - Credit Card/ATM | 107 | 39 | 10 | |
| Incest | 0 | 0 | Fraud - Impersonation | 38 | 33 | 26 | |
| Statutory Rape | 2 | 2 | Fraud - Welfare | 0 | 0 | 0 | |
| Kidnapping/Abduction | 3 | 2 | Fraud - Wire | 16 | 2 | 1 | |
| Commercial Sex Acts | 0 | 0 | Fraud - Identity Theft | 2 | 1 | 0 | |
| Involuntary Servitude | 0 | 0 | Fraud - Computer Hacking/Invasion | 0 | 0 | 0 | |
| Total | 500 | 267 | Robbery | 20 | 10 | 12 | |
| | | | Theft - Pocket-picking | 1 | 1 | 1 | |
| | | | Theft - Purse Snatching | 2 | 1 | 1 | |
| | | | Theft - Shoplifting | 189 | 97 | 72 | |
| | | | Theft From Building | 146 | 28 | 21 | |
| | | | Theft From Coin Machine | 3 | 1 | 0 | |
| | | | Theft From Motor Vehicle | 224 | 52 | 26 | |
| | | | Theft of Motor Vehicle Parts | 37 | 0 | 0 | |
| | | | Theft - All Other Larceny | 132 | 23 | 17 | |
| | | | Motor Vehicle Theft | 85 | 28 | 12 | |
| | | | Stolen Property Offenses | 15 | 14 | 10 | |
| | | | | | | 4 | |
| Group B Arrests | | | | | | | |
| Offense | Adult | Juvenile | | | | | |
| Bad Checks | 0 | 0 | | | | | |
| Curfew/Vagrancy | 0 | 3 | | | | | |
| Disorderly Conduct | 27 | 0 | | | | | |
| DUI | 163 | 0 | | | | | |
| Drunkenness | 310 | 0 | | | | | |
| Family-Non Violent | 0 | 0 | | | | | |
| Liquor Law Violations | 14 | 1 | | | | | |
| Peeping Tom | 0 | 0 | | | | | |
| Runaway | 0 | 0 | | | | | |
| Trespass | 45 | 0 | | | | | |
| All Other Offenses | 188 | 11 | | | | | |
| Total Group B | 747 | 15 | | | | | |

(*) Offenses are counted using the FBI Units of Count for Crime

(**) The 'Arrests' column shows arrests made for incidents during the selected period, regardless of arrest date. Arrest counts for the same period may change over time.

This report is valid as of May 06, 2019 and is subject to change

Lebanon Police Department - NIBRS Agency Crime Overview - 2018

| Crimes Against Society | | | | |
|------------------------------------|--------------|--------------|------------|-----------|
| Animal Cruelty | 3 | 2 | 2 | 0 |
| Drug/Narcotic Violations | 474 | 423 | 386 | 16 |
| Drug/Narcotic Equipment Violations | 306 | 276 | 65 | 1 |
| Gambling - Betting/Wagering | 0 | 0 | 0 | 0 |
| Gambling - Operating/Promoting | 0 | 0 | 0 | 0 |
| Gambling - Equipment Violations | 0 | 0 | 0 | 0 |
| Gambling - Sports Tampering | 0 | 0 | 0 | 0 |
| Pornography/Obscene Material | 2 | 0 | 0 | 0 |
| Prostitution | 1 | 1 | 0 | 0 |
| Prostitution Assisting/Promoting | 1 | 1 | 0 | 0 |
| Purchasing Prostitution | 0 | 0 | 0 | 0 |
| Weapon Law Violations | 59 | 48 | 9 | 1 |
| Total Group A Offenses | 3,230 | 1,651 | 986 | 67 |

(*) Offenses are counted using the FBI Units of Count for Crime

(**) The 'Arrests' column shows arrests made for incidents during the selected period, regardless of arrest date. Arrest counts for the same period may change over time.

Lenoir City Police Department - NIBRS Agency Crime Overview - 2018

| 2017 Population Estimate | 9,199 | Offenses (*) | | Arrests (**) | | | |
|---------------------------------------|-----------------|----------------------------------|-----------------------------------|--------------|----------|----|---|
| | | Reported | Cleared | Adult | Juvenile | | |
| Offense Overview | | Group A Offenses | | | | | |
| Crimes Against Persons | | Crimes Against Persons | | | | | |
| Offense Total | 857 | Murder | 0 | 0 | 0 | 0 | |
| Number Cleared | 333 | Negligent Manslaughter | 0 | 0 | 0 | 0 | |
| Percent Cleared | 38.86 % | Negligent Vehicular Manslaughter | 1 | 1 | 1 | 0 | |
| Group A Crimes per 100,000 population | 9,316.2 | Kidnapping/Abduction | 6 | 3 | 2 | 0 | |
| | | Forcible Rape | 5 | 0 | 0 | 0 | |
| | | Forcible Sodomy | 2 | 2 | 0 | 1 | |
| | | Sexual Assault W/Object | 0 | 0 | 0 | 0 | |
| Arrest Overview | | Forcible Fondling | 4 | 0 | 0 | 0 | |
| Total Arrests | 727 | Incest | 0 | 0 | 0 | 0 | |
| Adult Arrests | 694 | Statutory Rape | 1 | 0 | 0 | 0 | |
| Juvenile Arrests | 33 | Aggravated Assault | 17 | 13 | 7 | 1 | |
| Unknown Age | 0 | Simple Assault | 162 | 74 | 54 | 8 | |
| Arrests per 100,000 population | 7,903.0 | Intimidation | 68 | 11 | 7 | 3 | |
| | | Stalking | 5 | 0 | 0 | 0 | |
| | | Commercial Sex Acts | 0 | 0 | 0 | 0 | |
| Average number offenses/incident | 1.25 | Involuntary Servitude | 0 | 0 | 0 | 0 | |
| Domestic Violence Victims | | Crimes Against Property | | | | | |
| Offense | Reported | Cleared | | | | | |
| Murder | 0 | 0 | Arson | 2 | 1 | 1 | 0 |
| Aggravated Assault | 6 | 5 | Bribery | 0 | 0 | 0 | 0 |
| Simple Assault | 115 | 61 | Burglary | 22 | 3 | 3 | 3 |
| Intimidation | 25 | 5 | Counterfeiting/Forgery | 45 | 1 | 1 | 0 |
| Stalking | 3 | 0 | Destruction/Damage/Vandalism | 37 | 8 | 1 | 0 |
| Forcible Rape | 3 | 0 | Embezzlement | 6 | 1 | 1 | 0 |
| Forcible Sodomy | 2 | 2 | Extortion/Blackmail | 2 | 0 | 0 | 0 |
| Sexual Assault W/Object | 0 | 0 | Fraud - False Pretenses | 68 | 11 | 10 | 0 |
| Forcible Fondling | 1 | 0 | Fraud - Credit Card/ATM | 34 | 5 | 5 | 0 |
| Incest | 0 | 0 | Fraud - Impersonation | 6 | 2 | 1 | 0 |
| Statutory Rape | 1 | 0 | Fraud - Welfare | 0 | 0 | 0 | 0 |
| Kidnapping/Abduction | 4 | 2 | Fraud - Wire | 7 | 0 | 0 | 0 |
| Commercial Sex Acts | 0 | 0 | Fraud - Identity Theft | 0 | 0 | 0 | 0 |
| Involuntary Servitude | 0 | 0 | Fraud - Computer Hacking/Invasion | 1 | 0 | 0 | 0 |
| Total | 160 | 75 | Robbery | 2 | 0 | 0 | 0 |
| | | | Theft - Pocket-picking | 0 | 0 | 0 | 0 |
| | | | Theft - Purse Snatching | 0 | 0 | 0 | 0 |
| Group B Arrests | | | Theft - Shoplifting | 61 | 46 | 47 | 2 |
| Offense | Adult | Juvenile | Theft From Building | 45 | 4 | 2 | 1 |
| Bad Checks | 3 | 0 | Theft From Coin Machine | 0 | 0 | 0 | 0 |
| Curfew/Vagrancy | 0 | 0 | Theft From Motor Vehicle | 19 | 0 | 0 | 0 |
| Disorderly Conduct | 2 | 0 | Theft of Motor Vehicle Parts | 26 | 2 | 2 | 0 |
| DUI | 46 | 1 | Theft - All Other Larceny | 31 | 2 | 1 | 1 |
| Drunkenness | 50 | 0 | Motor Vehicle Theft | 24 | 2 | 4 | 0 |
| Family-Non Violent | 1 | 0 | Stolen Property Offenses | 0 | 0 | 0 | 0 |
| Liquor Law Violations | 2 | 1 | | | | | |
| Peeping Tom | 0 | 0 | | | | | |
| Runaway | 0 | 0 | | | | | |
| Trespass | 12 | 0 | | | | | |
| All Other Offenses | 348 | 4 | | | | | |
| Total Group B | 464 | 6 | | | | | |

(*) Offenses are counted using the FBI Units of Count for Crime

(**) The 'Arrests' column shows arrests made for incidents during the selected period, regardless of arrest date. Arrest counts for the same period may change over time.

This report is valid as of May 06, 2019 and is subject to change

Lenoir City Police Department - NIBRS Agency Crime Overview - 2018

| Crimes Against Society | | | | |
|------------------------------------|------------|------------|------------|-----------|
| Animal Cruelty | 0 | 0 | 0 | 0 |
| Drug/Narcotic Violations | 73 | 69 | 64 | 6 |
| Drug/Narcotic Equipment Violations | 66 | 64 | 9 | 1 |
| Gambling - Betting/Wagering | 0 | 0 | 0 | 0 |
| Gambling - Operating/Promoting | 0 | 0 | 0 | 0 |
| Gambling - Equipment Violations | 0 | 0 | 0 | 0 |
| Gambling - Sports Tampering | 0 | 0 | 0 | 0 |
| Pornography/Obscene Material | 1 | 0 | 0 | 0 |
| Prostitution | 0 | 0 | 0 | 0 |
| Prostitution Assisting/Promoting | 3 | 3 | 3 | 0 |
| Purchasing Prostitution | 3 | 3 | 3 | 0 |
| Weapon Law Violations | 2 | 2 | 1 | 0 |
| Total Group A Offenses | 857 | 333 | 230 | 27 |

(*) Offenses are counted using the FBI Units of Count for Crime

(**) The 'Arrests' column shows arrests made for incidents during the selected period, regardless of arrest date. Arrest counts for the same period may change over time.

Lewisburg Police Department - NIBRS Agency Crime Overview - 2018

| 2017 Population Estimate | 11,857 | Offenses (*) | | Arrests (**) | | | |
|---------------------------------------|-----------------|----------------------------------|-----------------------------------|--------------|----------|----|---|
| | | Reported | Cleared | Adult | Juvenile | | |
| Offense Overview | | Group A Offenses | | | | | |
| Crimes Against Persons | | Crimes Against Persons | | | | | |
| Offense Total | 815 | Murder | 0 | 0 | 0 | 0 | |
| Number Cleared | 434 | Negligent Manslaughter | 0 | 0 | 0 | 0 | |
| Percent Cleared | 53.25 % | Negligent Vehicular Manslaughter | 0 | 0 | 0 | 0 | |
| Group A Crimes per 100,000 population | 6,873.6 | Kidnapping/Abduction | 0 | 0 | 0 | 0 | |
| | | Forcible Rape | 6 | 2 | 2 | 0 | |
| | | Forcible Sodomy | 0 | 0 | 0 | 0 | |
| | | Sexual Assault W/Object | 0 | 0 | 0 | 0 | |
| Arrest Overview | | Forcible Fondling | 8 | 1 | 1 | 0 | |
| Total Arrests | 915 | Incest | 0 | 0 | 0 | 0 | |
| Adult Arrests | 883 | Statutory Rape | 1 | 1 | 1 | 0 | |
| Juvenile Arrests | 32 | Aggravated Assault | 73 | 52 | 31 | 1 | |
| Unknown Age | 0 | Simple Assault | 188 | 135 | 117 | 11 | |
| Arrests per 100,000 population | 7,717.0 | Intimidation | 51 | 27 | 24 | 0 | |
| | | Stalking | 0 | 0 | 0 | 0 | |
| | | Commercial Sex Acts | 0 | 0 | 0 | 0 | |
| Average number offenses/incident | 1.09 | Involuntary Servitude | 0 | 0 | 0 | 0 | |
| Domestic Violence Victims | | Crimes Against Property | | | | | |
| Offense | Reported | Cleared | Crimes Against Property | | | | |
| Murder | 0 | 0 | Arson | 0 | 0 | 0 | 0 |
| Aggravated Assault | 20 | 19 | Bribery | 0 | 0 | 0 | 0 |
| Simple Assault | 146 | 120 | Burglary | 39 | 5 | 6 | 0 |
| Intimidation | 31 | 20 | Counterfeiting/Forgery | 22 | 3 | 5 | 0 |
| Stalking | 0 | 0 | Destruction/Damage/Vandalism | 59 | 9 | 8 | 2 |
| Forcible Rape | 3 | 2 | Embezzlement | 0 | 0 | 0 | 0 |
| Forcible Sodomy | 0 | 0 | Extortion/Blackmail | 0 | 0 | 0 | 0 |
| Sexual Assault W/Object | 0 | 0 | Fraud - False Pretenses | 11 | 5 | 5 | 0 |
| Forcible Fondling | 1 | 0 | Fraud - Credit Card/ATM | 18 | 3 | 4 | 0 |
| Incest | 0 | 0 | Fraud - Impersonation | 7 | 7 | 6 | 0 |
| Statutory Rape | 0 | 0 | Fraud - Welfare | 0 | 0 | 0 | 0 |
| Kidnapping/Abduction | 0 | 0 | Fraud - Wire | 2 | 0 | 0 | 0 |
| Commercial Sex Acts | 0 | 0 | Fraud - Identity Theft | 0 | 0 | 0 | 0 |
| Involuntary Servitude | 0 | 0 | Fraud - Computer Hacking/Invasion | 0 | 0 | 0 | 0 |
| Total | 201 | 161 | Robbery | 1 | 1 | 2 | 0 |
| | | | Theft - Pocket-picking | 0 | 0 | 0 | 0 |
| Group B Arrests | | | Theft - Purse Snatching | 0 | 0 | 0 | 0 |
| Offense | Adult | Juvenile | Theft - Shoplifting | 44 | 28 | 27 | 1 |
| Bad Checks | 0 | 0 | Theft From Building | 62 | 6 | 5 | 3 |
| Curfew/Vagrancy | 0 | 1 | Theft From Coin Machine | 0 | 0 | 0 | 0 |
| Disorderly Conduct | 8 | 0 | Theft From Motor Vehicle | 15 | 1 | 1 | 0 |
| DUI | 46 | 0 | Theft of Motor Vehicle Parts | 3 | 0 | 0 | 0 |
| Drunkenness | 58 | 1 | Theft - All Other Larceny | 35 | 3 | 4 | 0 |
| Family-Non Violent | 0 | 0 | Motor Vehicle Theft | 19 | 6 | 7 | 1 |
| Liquor Law Violations | 0 | 3 | Stolen Property Offenses | 0 | 0 | 0 | 0 |
| Peeping Tom | 0 | 0 | | | | | |
| Runaway | 0 | 0 | | | | | |
| Trespass | 16 | 1 | | | | | |
| All Other Offenses | 356 | 2 | | | | | |
| Total Group B | 484 | 8 | | | | | |

(*) Offenses are counted using the FBI Units of Count for Crime

(**) The 'Arrests' column shows arrests made for incidents during the selected period, regardless of arrest date. Arrest counts for the same period may change over time.

This report is valid as of May 06, 2019 and is subject to change

Lewisburg Police Department - NIBRS Agency Crime Overview - 2018

| Crimes Against Society | | | | |
|------------------------------------|------------|------------|------------|-----------|
| Animal Cruelty | 0 | 0 | 0 | 0 |
| Drug/Narcotic Violations | 131 | 122 | 128 | 3 |
| Drug/Narcotic Equipment Violations | 18 | 16 | 15 | 1 |
| Gambling - Betting/Wagering | 0 | 0 | 0 | 0 |
| Gambling - Operating/Promoting | 0 | 0 | 0 | 0 |
| Gambling - Equipment Violations | 0 | 0 | 0 | 0 |
| Gambling - Sports Tampering | 0 | 0 | 0 | 0 |
| Pornography/Obscene Material | 1 | 0 | 0 | 0 |
| Prostitution | 0 | 0 | 0 | 0 |
| Prostitution Assisting/Promoting | 0 | 0 | 0 | 0 |
| Purchasing Prostitution | 0 | 0 | 0 | 0 |
| Weapon Law Violations | 1 | 1 | 0 | 1 |
| Total Group A Offenses | 815 | 434 | 399 | 24 |

(*) Offenses are counted using the FBI Units of Count for Crime

(**) The 'Arrests' column shows arrests made for incidents during the selected period, regardless of arrest date. Arrest counts for the same period may change over time.

Lexington Police Department - NIBRS Agency Crime Overview - 2018

| 2017 Population Estimate | | 7,667 | | Offenses (*) | | Arrests (**) | |
|---------------------------------------|------------|-------------------------|-----------------------------------|--------------|---------|--------------|----------|
| Offense Overview | | Group A Offenses | | Reported | Cleared | Adult | Juvenile |
| Offense Total | | 879 | | 0 | 0 | 0 | 0 |
| Number Cleared | | 523 | | 0 | 0 | 0 | 0 |
| Percent Cleared | | 59.50 % | | 0 | 0 | 0 | 0 |
| Group A Crimes per 100,000 population | | 11,464.7 | | 0 | 0 | 0 | 0 |
| Arrest Overview | | Crimes Against Persons | | 3 | 1 | 1 | 0 |
| Total Arrests | | 521 | | 0 | 0 | 0 | 0 |
| Adult Arrests | | 441 | | 0 | 0 | 0 | 0 |
| Juvenile Arrests | | 80 | | 37 | 30 | 16 | 4 |
| Unknown Age | | 0 | | 135 | 109 | 51 | 4 |
| Arrests per 100,000 population | | 6,795.4 | | 97 | 72 | 24 | 1 |
| Average number offenses/incident | | 1.24 | | 8 | 8 | 5 | 1 |
| Domestic Violence Victims | | Crimes Against Property | | 0 | 0 | 0 | 0 |
| Offense | Reported | Cleared | Arson | 1 | 1 | 0 | 0 |
| Murder | 0 | 0 | Bribery | 0 | 0 | 0 | 0 |
| Aggravated Assault | 14 | 11 | Burglary | 35 | 7 | 14 | 7 |
| Simple Assault | 70 | 62 | Counterfeiting/Forgery | 26 | 6 | 8 | 0 |
| Intimidation | 58 | 46 | Destruction/Damage/Vandalism | 67 | 18 | 7 | 0 |
| Stalking | 3 | 3 | Embezzlement | 2 | 2 | 1 | 0 |
| Forcible Rape | 2 | 1 | Extortion/Blackmail | 0 | 0 | 0 | 0 |
| Forcible Sodomy | 0 | 0 | Fraud - False Pretenses | 22 | 9 | 2 | 0 |
| Sexual Assault W/Object | 0 | 0 | Fraud - Credit Card/ATM | 7 | 4 | 0 | 0 |
| Forcible Fondling | 0 | 0 | Fraud - Impersonation | 7 | 7 | 5 | 1 |
| Incest | 0 | 0 | Fraud - Welfare | 0 | 0 | 0 | 0 |
| Statutory Rape | 0 | 0 | Fraud - Wire | 0 | 0 | 0 | 0 |
| Kidnapping/Abduction | 0 | 0 | Fraud - Identity Theft | 5 | 3 | 4 | 0 |
| Commercial Sex Acts | 0 | 0 | Fraud - Computer Hacking/Invasion | 0 | 0 | 0 | 0 |
| Involuntary Servitude | 0 | 0 | Robbery | 3 | 2 | 1 | 0 |
| Total | 147 | 123 | Theft - Pocket-picking | 0 | 0 | 0 | 0 |
| Group B Arrests | | | Theft - Purse Snatching | 2 | 1 | 1 | 0 |
| Offense | Adult | Juvenile | Theft - Shoplifting | 68 | 57 | 63 | 11 |
| Bad Checks | 0 | 0 | Theft From Building | 53 | 21 | 14 | 0 |
| Curfew/Vagrancy | 0 | 3 | Theft From Coin Machine | 0 | 0 | 0 | 0 |
| Disorderly Conduct | 6 | 0 | Theft From Motor Vehicle | 35 | 14 | 3 | 16 |
| DUI | 33 | 0 | Theft of Motor Vehicle Parts | 7 | 0 | 0 | 0 |
| Drunkenness | 34 | 1 | Theft - All Other Larceny | 96 | 23 | 11 | 7 |
| Family-Non Violent | 0 | 0 | Motor Vehicle Theft | 19 | 13 | 10 | 0 |
| Liquor Law Violations | 9 | 3 | Stolen Property Offenses | 7 | 5 | 3 | 0 |
| Peeping Tom | 0 | 0 | | | | | |
| Runaway | 0 | 0 | | | | | |
| Trespass | 13 | 0 | | | | | |
| All Other Offenses | 40 | 14 | | | | | |
| Total Group B | 135 | 21 | | | | | |

(*) Offenses are counted using the FBI Units of Count for Crime

(**) The 'Arrests' column shows arrests made for incidents during the selected period, regardless of arrest date. Arrest counts for the same period may change over time.

This report is valid as of May 06, 2019 and is subject to change

Lexington Police Department - NIBRS Agency Crime Overview - 2018

| Crimes Against Society | | | | |
|------------------------------------|------------|------------|------------|-----------|
| Animal Cruelty | 0 | 0 | 0 | 0 |
| Drug/Narcotic Violations | 70 | 52 | 41 | 3 |
| Drug/Narcotic Equipment Violations | 51 | 46 | 12 | 4 |
| Gambling - Betting/Wagering | 0 | 0 | 0 | 0 |
| Gambling - Operating/Promoting | 0 | 0 | 0 | 0 |
| Gambling - Equipment Violations | 0 | 0 | 0 | 0 |
| Gambling - Sports Tampering | 0 | 0 | 0 | 0 |
| Pornography/Obscene Material | 0 | 0 | 0 | 0 |
| Prostitution | 0 | 0 | 0 | 0 |
| Prostitution Assisting/Promoting | 0 | 0 | 0 | 0 |
| Purchasing Prostitution | 0 | 0 | 0 | 0 |
| Weapon Law Violations | 14 | 12 | 9 | 0 |
| Total Group A Offenses | 879 | 523 | 306 | 59 |

(*) Offenses are counted using the FBI Units of Count for Crime

(**) The 'Arrests' column shows arrests made for incidents during the selected period, regardless of arrest date. Arrest counts for the same period may change over time.

Livingston Police Department - NIBRS Agency Crime Overview - 2018

| 2017 Population Estimate | | 4,023 | | Offenses (*) | | Arrests (**) | |
|---------------------------------------|-----------|----------------------------------|-----------------------------------|-------------------------|---------|--------------|----------|
| Offense Overview | | Crimes Against Persons | | Reported | Cleared | Adult | Juvenile |
| Offense Total | 237 | Murder | | 0 | 0 | 0 | 0 |
| Number Cleared | 156 | Negligent Manslaughter | | 0 | 0 | 0 | 0 |
| Percent Cleared | 65.82 % | Negligent Vehicular Manslaughter | | 0 | 0 | 0 | 0 |
| Group A Crimes per 100,000 population | 5,891.1 | Kidnapping/Abduction | | 0 | 0 | 0 | 0 |
| | | Forcible Rape | | 2 | 2 | 1 | 0 |
| | | Forcible Sodomy | | 1 | 1 | 0 | 0 |
| | | Sexual Assault W/Object | | 0 | 0 | 0 | 0 |
| | | Forcible Fondling | | 1 | 1 | 0 | 0 |
| | | Incest | | 0 | 0 | 0 | 0 |
| | | Statutory Rape | | 0 | 0 | 0 | 0 |
| | | Aggravated Assault | | 11 | 9 | 9 | 0 |
| | | Simple Assault | | 28 | 22 | 14 | 1 |
| | | Intimidation | | 14 | 11 | 5 | 1 |
| | | Stalking | | 3 | 2 | 1 | 0 |
| | | Commercial Sex Acts | | 0 | 0 | 0 | 0 |
| | | Involuntary Servitude | | 0 | 0 | 0 | 0 |
| | | Average number offenses/incident | | 1.28 | | | |
| Domestic Violence Victims | | | | Crimes Against Property | | | |
| Offense | Reported | Cleared | | | | | |
| Murder | 0 | 0 | Arson | 0 | 0 | 0 | 0 |
| Aggravated Assault | 5 | 5 | Bribery | 0 | 0 | 0 | 0 |
| Simple Assault | 23 | 17 | Burglary | 16 | 5 | 6 | 0 |
| Intimidation | 4 | 2 | Counterfeiting/Forgery | 1 | 1 | 0 | 0 |
| Stalking | 1 | 1 | Destruction/Damage/Vandalism | 18 | 7 | 4 | 1 |
| Forcible Rape | 2 | 2 | Embezzlement | 2 | 1 | 1 | 0 |
| Forcible Sodomy | 1 | 1 | Extortion/Blackmail | 0 | 0 | 0 | 0 |
| Sexual Assault W/Object | 0 | 0 | Fraud - False Pretenses | 17 | 12 | 10 | 1 |
| Forcible Fondling | 1 | 1 | Fraud - Credit Card/ATM | 1 | 1 | 0 | 0 |
| Incest | 0 | 0 | Fraud - Impersonation | 4 | 1 | 1 | 0 |
| Statutory Rape | 0 | 0 | Fraud - Welfare | 0 | 0 | 0 | 0 |
| Kidnapping/Abduction | 0 | 0 | Fraud - Wire | 1 | 0 | 0 | 0 |
| Commercial Sex Acts | 0 | 0 | Fraud - Identity Theft | 0 | 0 | 0 | 0 |
| Involuntary Servitude | 0 | 0 | Fraud - Computer Hacking/Invasion | 0 | 0 | 0 | 0 |
| Total | 37 | 29 | Robbery | 0 | 0 | 0 | 0 |
| | | | Theft - Pocket-picking | 0 | 0 | 0 | 0 |
| | | | Theft - Purse Snatching | 0 | 0 | 0 | 0 |
| | | | Theft - Shoplifting | 14 | 12 | 12 | 0 |
| | | | Theft From Building | 13 | 3 | 2 | 0 |
| | | | Theft From Coin Machine | 0 | 0 | 0 | 0 |
| | | | Theft From Motor Vehicle | 11 | 6 | 4 | 0 |
| | | | Theft of Motor Vehicle Parts | 3 | 1 | 0 | 0 |
| | | | Theft - All Other Larceny | 12 | 3 | 2 | 1 |
| | | | Motor Vehicle Theft | 9 | 7 | 6 | 0 |
| | | | Stolen Property Offenses | 1 | 0 | 0 | 0 |
| Group B Arrests | | | | | | | |
| Offense | Adult | Juvenile | | | | | |
| Bad Checks | 0 | 0 | | | | | |
| Curfew/Vagrancy | 0 | 0 | | | | | |
| Disorderly Conduct | 6 | 2 | | | | | |
| DUI | 24 | 0 | | | | | |
| Drunkenness | 11 | 0 | | | | | |
| Family-Non Violent | 0 | 0 | | | | | |
| Liquor Law Violations | 1 | 0 | | | | | |
| Peeping Tom | 0 | 0 | | | | | |
| Runaway | 0 | 0 | | | | | |
| Trespass | 3 | 1 | | | | | |
| All Other Offenses | 21 | 0 | | | | | |
| Total Group B | 66 | 3 | | | | | |

(*) Offenses are counted using the FBI Units of Count for Crime

(**) The 'Arrests' column shows arrests made for incidents during the selected period, regardless of arrest date. Arrest counts for the same period may change over time.

This report is valid as of May 06, 2019 and is subject to change

Livingston Police Department - NIBRS Agency Crime Overview - 2018

| Crimes Against Society | | | | |
|------------------------------------|------------|------------|------------|----------|
| Animal Cruelty | 0 | 0 | 0 | 0 |
| Drug/Narcotic Violations | 28 | 25 | 20 | 3 |
| Drug/Narcotic Equipment Violations | 18 | 16 | 6 | 0 |
| Gambling - Betting/Wagering | 0 | 0 | 0 | 0 |
| Gambling - Operating/Promoting | 0 | 0 | 0 | 0 |
| Gambling - Equipment Violations | 0 | 0 | 0 | 0 |
| Gambling - Sports Tampering | 0 | 0 | 0 | 0 |
| Pornography/Obscene Material | 0 | 0 | 0 | 0 |
| Prostitution | 0 | 0 | 0 | 0 |
| Prostitution Assisting/Promoting | 0 | 0 | 0 | 0 |
| Purchasing Prostitution | 0 | 0 | 0 | 0 |
| Weapon Law Violations | 8 | 7 | 3 | 0 |
| Total Group A Offenses | 237 | 156 | 107 | 8 |

(*) Offenses are counted using the FBI Units of Count for Crime

(**) The 'Arrests' column shows arrests made for incidents during the selected period, regardless of arrest date. Arrest counts for the same period may change over time.

Lookout Mountain Police Department - NIBRS Agency Crime Overview - 2018

| 2017 Population Estimate | | 1,872 | | Offenses (*) | | Arrests (**) | |
|---------------------------------------|----------|----------------------------------|-----------------------------------|-------------------------|---------|--------------|----------|
| Offense Overview | | Group A Offenses | | Reported | Cleared | Adult | Juvenile |
| | | Crimes Against Persons | | | | | |
| Offense Total | 30 | Murder | | 0 | 0 | 0 | 0 |
| Number Cleared | 21 | Negligent Manslaughter | | 0 | 0 | 0 | 0 |
| Percent Cleared | 70.00 % | Negligent Vehicular Manslaughter | | 0 | 0 | 0 | 0 |
| Group A Crimes per 100,000 population | 1,602.6 | Kidnapping/Abduction | | 0 | 0 | 0 | 0 |
| | | Forcible Rape | | 0 | 0 | 0 | 0 |
| | | Forcible Sodomy | | 0 | 0 | 0 | 0 |
| | | Sexual Assault W/Object | | 0 | 0 | 0 | 0 |
| | | Forcible Fondling | | 0 | 0 | 0 | 0 |
| | | Incest | | 0 | 0 | 0 | 0 |
| | | Statutory Rape | | 0 | 0 | 0 | 0 |
| | | Aggravated Assault | | 0 | 0 | 0 | 0 |
| | | Simple Assault | | 1 | 1 | 1 | 0 |
| | | Intimidation | | 0 | 0 | 0 | 0 |
| | | Stalking | | 0 | 0 | 0 | 0 |
| | | Commercial Sex Acts | | 0 | 0 | 0 | 0 |
| | | Involuntary Servitude | | 0 | 0 | 0 | 0 |
| | | Average number offenses/incident | 1.25 | | | | |
| Domestic Violence Victims | | | | Crimes Against Property | | | |
| Offense | Reported | Cleared | | | | | |
| Murder | 0 | 0 | Arson | 0 | 0 | 0 | 0 |
| Aggravated Assault | 0 | 0 | Bribery | 0 | 0 | 0 | 0 |
| Simple Assault | 1 | 1 | Burglary | 0 | 0 | 0 | 0 |
| Intimidation | 0 | 0 | Counterfeiting/Forgery | 0 | 0 | 0 | 0 |
| Stalking | 0 | 0 | Destruction/Damage/Vandalism | 0 | 0 | 0 | 0 |
| Forcible Rape | 0 | 0 | Embezzlement | 0 | 0 | 0 | 0 |
| Forcible Sodomy | 0 | 0 | Extortion/Blackmail | 0 | 0 | 0 | 0 |
| Sexual Assault W/Object | 0 | 0 | Fraud - False Pretenses | 1 | 0 | 0 | 0 |
| Forcible Fondling | 0 | 0 | Fraud - Credit Card/ATM | 0 | 0 | 0 | 0 |
| Incest | 0 | 0 | Fraud - Impersonation | 0 | 0 | 0 | 0 |
| Statutory Rape | 0 | 0 | Fraud - Welfare | 0 | 0 | 0 | 0 |
| Kidnapping/Abduction | 0 | 0 | Fraud - Wire | 0 | 0 | 0 | 0 |
| Commercial Sex Acts | 0 | 0 | Fraud - Identity Theft | 1 | 0 | 0 | 0 |
| Involuntary Servitude | 0 | 0 | Fraud - Computer Hacking/Invasion | 0 | 0 | 0 | 0 |
| Total | 1 | 1 | Robbery | 0 | 0 | 0 | 0 |
| | | | Theft - Pocket-picking | 0 | 0 | 0 | 0 |
| | | | Theft - Purse Snatching | 0 | 0 | 0 | 0 |
| | | | Theft - Shoplifting | 0 | 0 | 0 | 0 |
| | | | Theft From Building | 4 | 0 | 0 | 0 |
| | | | Theft From Coin Machine | 0 | 0 | 0 | 0 |
| | | | Theft From Motor Vehicle | 1 | 0 | 0 | 0 |
| | | | Theft of Motor Vehicle Parts | 0 | 0 | 0 | 0 |
| | | | Theft - All Other Larceny | 2 | 1 | 1 | 0 |
| | | | Motor Vehicle Theft | 1 | 0 | 0 | 0 |
| | | | Stolen Property Offenses | 0 | 0 | 0 | 0 |
| Group B Arrests | | | | | | | |
| Offense | Adult | Juvenile | | | | | |
| Bad Checks | 0 | 0 | | | | | |
| Curfew/Vagrancy | 0 | 0 | | | | | |
| Disorderly Conduct | 0 | 0 | | | | | |
| DUI | 1 | 0 | | | | | |
| Drunkenness | 1 | 0 | | | | | |
| Family-Non Violent | 0 | 0 | | | | | |
| Liquor Law Violations | 0 | 0 | | | | | |
| Peeping Tom | 0 | 0 | | | | | |
| Runaway | 0 | 0 | | | | | |
| Trespass | 0 | 0 | | | | | |
| All Other Offenses | 0 | 0 | | | | | |
| Total Group B | 2 | 0 | | | | | |

(*) Offenses are counted using the FBI Units of Count for Crime

(**) The 'Arrests' column shows arrests made for incidents during the selected period, regardless of arrest date. Arrest counts for the same period may change over time.

This report is valid as of May 06, 2019 and is subject to change

Lookout Mountain Police Department - NIBRS Agency Crime Overview - 2018

| Crimes Against Society | | | | |
|------------------------------------|-----------|-----------|-----------|----------|
| Animal Cruelty | 0 | 0 | 0 | 0 |
| Drug/Narcotic Violations | 12 | 12 | 12 | 4 |
| Drug/Narcotic Equipment Violations | 5 | 5 | 2 | 0 |
| Gambling - Betting/Wagering | 0 | 0 | 0 | 0 |
| Gambling - Operating/Promoting | 0 | 0 | 0 | 0 |
| Gambling - Equipment Violations | 0 | 0 | 0 | 0 |
| Gambling - Sports Tampering | 0 | 0 | 0 | 0 |
| Pornography/Obscene Material | 0 | 0 | 0 | 0 |
| Prostitution | 0 | 0 | 0 | 0 |
| Prostitution Assisting/Promoting | 0 | 0 | 0 | 0 |
| Purchasing Prostitution | 0 | 0 | 0 | 0 |
| Weapon Law Violations | 2 | 2 | 1 | 0 |
| Total Group A Offenses | 30 | 21 | 17 | 4 |

(*) Offenses are counted using the FBI Units of Count for Crime

(**) The 'Arrests' column shows arrests made for incidents during the selected period, regardless of arrest date. Arrest counts for the same period may change over time.

Loretto Police Department - NIBRS Agency Crime Overview - 2018

| 2017 Population Estimate | | 1,761 | | Offenses (*) | | Arrests (**) | |
|---------------------------------------|-----------------|-----------------------------------|----|--------------------------------|---------|--------------|----------|
| | | | | Reported | Cleared | Adult | Juvenile |
| Offense Overview | | | | Group A Offenses | | | |
| | | | | Crimes Against Persons | | | |
| Offense Total | 121 | Murder | 0 | 0 | 0 | 0 | |
| Number Cleared | 43 | Negligent Manslaughter | 0 | 0 | 0 | 0 | |
| Percent Cleared | 35.54 % | Negligent Vehicular Manslaughter | 0 | 0 | 0 | 0 | |
| Group A Crimes per 100,000 population | 6,871.1 | Kidnapping/Abduction | 1 | 1 | 1 | 0 | |
| | | Forcible Rape | 0 | 0 | 0 | 0 | |
| | | Forcible Sodomy | 0 | 0 | 0 | 0 | |
| | | Sexual Assault W/Object | 0 | 0 | 0 | 0 | |
| | | Forcible Fondling | 0 | 0 | 0 | 0 | |
| | | Incest | 0 | 0 | 0 | 0 | |
| | | Statutory Rape | 0 | 0 | 0 | 0 | |
| | | Aggravated Assault | 5 | 4 | 3 | 0 | |
| | | Simple Assault | 12 | 1 | 0 | 1 | |
| | | Intimidation | 2 | 0 | 0 | 0 | |
| | | Stalking | 0 | 0 | 0 | 0 | |
| | | Commercial Sex Acts | 0 | 0 | 0 | 0 | |
| | | Involuntary Servitude | 0 | 0 | 0 | 0 | |
| Arrest Overview | | | | Crimes Against Property | | | |
| Total Arrests | 44 | Arson | 0 | 0 | 0 | 0 | |
| Adult Arrests | 43 | Bribery | 0 | 0 | 0 | 0 | |
| Juvenile Arrests | 1 | Burglary | 14 | 3 | 2 | 0 | |
| Unknown Age | 0 | Counterfeiting/Forgery | 1 | 0 | 0 | 0 | |
| Arrests per 100,000 population | 2,498.6 | Destruction/Damage/Vandalism | 9 | 2 | 2 | 0 | |
| Average number offenses/incident | 1.44 | Embezzlement | 0 | 0 | 0 | 0 | |
| | | Extortion/Blackmail | 0 | 0 | 0 | 0 | |
| | | Fraud - False Pretenses | 0 | 0 | 0 | 0 | |
| | | Fraud - Credit Card/ATM | 1 | 0 | 0 | 0 | |
| | | Fraud - Impersonation | 0 | 0 | 0 | 0 | |
| | | Fraud - Welfare | 0 | 0 | 0 | 0 | |
| | | Fraud - Wire | 0 | 0 | 0 | 0 | |
| | | Fraud - Identity Theft | 0 | 0 | 0 | 0 | |
| | | Fraud - Computer Hacking/Invasion | 0 | 0 | 0 | 0 | |
| | | Robbery | 0 | 0 | 0 | 0 | |
| | | Theft - Pocket-picking | 0 | 0 | 0 | 0 | |
| | | Theft - Purse Snatching | 0 | 0 | 0 | 0 | |
| | | Theft - Shoplifting | 0 | 0 | 0 | 0 | |
| | | Theft From Building | 15 | 1 | 0 | 0 | |
| | | Theft From Coin Machine | 0 | 0 | 0 | 0 | |
| | | Theft From Motor Vehicle | 4 | 0 | 0 | 0 | |
| | | Theft of Motor Vehicle Parts | 0 | 0 | 0 | 0 | |
| | | Theft - All Other Larceny | 18 | 1 | 1 | 0 | |
| | | Motor Vehicle Theft | 1 | 1 | 1 | 0 | |
| | | Stolen Property Offenses | 0 | 0 | 0 | 0 | |
| Domestic Violence Victims | | | | | | | |
| Offense | Reported | Cleared | | | | | |
| Murder | 0 | 0 | | | | | |
| Aggravated Assault | 3 | 2 | | | | | |
| Simple Assault | 5 | 1 | | | | | |
| Intimidation | 0 | 0 | | | | | |
| Stalking | 0 | 0 | | | | | |
| Forcible Rape | 0 | 0 | | | | | |
| Forcible Sodomy | 0 | 0 | | | | | |
| Sexual Assault W/Object | 0 | 0 | | | | | |
| Forcible Fondling | 0 | 0 | | | | | |
| Incest | 0 | 0 | | | | | |
| Statutory Rape | 0 | 0 | | | | | |
| Kidnapping/Abduction | 1 | 1 | | | | | |
| Commercial Sex Acts | 0 | 0 | | | | | |
| Involuntary Servitude | 0 | 0 | | | | | |
| Total | 9 | 4 | | | | | |
| Group B Arrests | | | | | | | |
| Offense | Adult | Juvenile | | | | | |
| Bad Checks | 0 | 0 | | | | | |
| Curfew/Vagrancy | 0 | 0 | | | | | |
| Disorderly Conduct | 1 | 0 | | | | | |
| DUI | 2 | 0 | | | | | |
| Drunkenness | 3 | 0 | | | | | |
| Family-Non Violent | 0 | 0 | | | | | |
| Liquor Law Violations | 0 | 0 | | | | | |
| Peeping Tom | 0 | 0 | | | | | |
| Runaway | 0 | 0 | | | | | |
| Trespass | 1 | 0 | | | | | |
| All Other Offenses | 7 | 0 | | | | | |
| Total Group B | 14 | 0 | | | | | |

(*) Offenses are counted using the FBI Units of Count for Crime

(**) The 'Arrests' column shows arrests made for incidents during the selected period, regardless of arrest date. Arrest counts for the same period may change over time.

This report is valid as of May 06, 2019 and is subject to change

Loretto Police Department - NIBRS Agency Crime Overview - 2018

| Crimes Against Society | | | | |
|------------------------------------|------------|-----------|-----------|----------|
| Animal Cruelty | 0 | 0 | 0 | 0 |
| Drug/Narcotic Violations | 21 | 16 | 14 | 0 |
| Drug/Narcotic Equipment Violations | 14 | 11 | 5 | 0 |
| Gambling - Betting/Wagering | 0 | 0 | 0 | 0 |
| Gambling - Operating/Promoting | 0 | 0 | 0 | 0 |
| Gambling - Equipment Violations | 0 | 0 | 0 | 0 |
| Gambling - Sports Tampering | 0 | 0 | 0 | 0 |
| Pornography/Obscene Material | 0 | 0 | 0 | 0 |
| Prostitution | 0 | 0 | 0 | 0 |
| Prostitution Assisting/Promoting | 0 | 0 | 0 | 0 |
| Purchasing Prostitution | 0 | 0 | 0 | 0 |
| Weapon Law Violations | 3 | 2 | 0 | 0 |
| Total Group A Offenses | 121 | 43 | 29 | 1 |

(*) Offenses are counted using the FBI Units of Count for Crime

(**) The 'Arrests' column shows arrests made for incidents during the selected period, regardless of arrest date. Arrest counts for the same period may change over time.

Loudon Police Department - NIBRS Agency Crime Overview - 2018

| 2017 Population Estimate | 5,760 | Offenses (*) | | Arrests (**) | | | |
|---------------------------------------|-----------------|----------------------------------|-----------------------------------|--------------|----------|---|---|
| | | Reported | Cleared | Adult | Juvenile | | |
| Offense Overview | | Group A Offenses | | | | | |
| | | Crimes Against Persons | | | | | |
| Offense Total | 94 | Murder | 0 | 0 | 0 | 0 | |
| Number Cleared | 46 | Negligent Manslaughter | 0 | 0 | 0 | 0 | |
| Percent Cleared | 48.94 % | Negligent Vehicular Manslaughter | 0 | 0 | 0 | 0 | |
| Group A Crimes per 100,000 population | 1,631.9 | Kidnapping/Abduction | 0 | 0 | 0 | 0 | |
| | | Forcible Rape | 1 | 1 | 0 | 1 | |
| | | Forcible Sodomy | 0 | 0 | 0 | 0 | |
| | | Sexual Assault W/Object | 0 | 0 | 0 | 0 | |
| | | Forcible Fondling | 0 | 0 | 0 | 0 | |
| Arrest Overview | | Incest | 0 | 0 | 0 | 0 | |
| Total Arrests | 96 | Statutory Rape | 1 | 1 | 1 | 0 | |
| Adult Arrests | 88 | Aggravated Assault | 3 | 2 | 3 | 0 | |
| Juvenile Arrests | 8 | Simple Assault | 12 | 9 | 9 | 0 | |
| Unknown Age | 0 | Intimidation | 4 | 0 | 0 | 0 | |
| Arrests per 100,000 population | 1,666.7 | Stalking | 0 | 0 | 0 | 0 | |
| | | Commercial Sex Acts | 0 | 0 | 0 | 0 | |
| Average number offenses/incident | 1.06 | Involuntary Servitude | 0 | 0 | 0 | 0 | |
| Domestic Violence Victims | | Crimes Against Property | | | | | |
| Offense | Reported | Cleared | | | | | |
| Murder | 0 | 0 | Arson | 0 | 0 | 0 | 0 |
| Aggravated Assault | 1 | 1 | Bribery | 0 | 0 | 0 | 0 |
| Simple Assault | 8 | 8 | Burglary | 3 | 0 | 0 | 0 |
| Intimidation | 3 | 0 | Counterfeiting/Forgery | 1 | 0 | 0 | 0 |
| Stalking | 0 | 0 | Destruction/Damage/Vandalism | 8 | 0 | 0 | 0 |
| Forcible Rape | 0 | 0 | Embezzlement | 0 | 0 | 0 | 0 |
| Forcible Sodomy | 0 | 0 | Extortion/Blackmail | 0 | 0 | 0 | 0 |
| Sexual Assault W/Object | 0 | 0 | Fraud - False Pretenses | 0 | 0 | 0 | 0 |
| Forcible Fondling | 0 | 0 | Fraud - Credit Card/ATM | 0 | 0 | 0 | 0 |
| Incest | 0 | 0 | Fraud - Impersonation | 0 | 0 | 0 | 0 |
| Statutory Rape | 1 | 1 | Fraud - Welfare | 0 | 0 | 0 | 0 |
| Kidnapping/Abduction | 0 | 0 | Fraud - Wire | 0 | 0 | 0 | 0 |
| Commercial Sex Acts | 0 | 0 | Fraud - Identity Theft | 0 | 0 | 0 | 0 |
| Involuntary Servitude | 0 | 0 | Fraud - Computer Hacking/Invasion | 0 | 0 | 0 | 0 |
| Total | 13 | 10 | Robbery | 0 | 0 | 0 | 0 |
| | | | Theft - Pocket-picking | 0 | 0 | 0 | 0 |
| | | | Theft - Purse Snatching | 0 | 0 | 0 | 0 |
| | | | Theft - Shoplifting | 4 | 2 | 2 | 0 |
| Group B Arrests | | | Theft From Building | 20 | 8 | 8 | 1 |
| Offense | Adult | Juvenile | Theft From Coin Machine | 0 | 0 | 0 | 0 |
| Bad Checks | 0 | 0 | Theft From Motor Vehicle | 7 | 0 | 0 | 0 |
| Curfew/Vagrancy | 0 | 4 | Theft of Motor Vehicle Parts | 2 | 0 | 0 | 0 |
| Disorderly Conduct | 3 | 2 | Theft - All Other Larceny | 8 | 3 | 3 | 0 |
| DUI | 19 | 0 | Motor Vehicle Theft | 3 | 3 | 4 | 0 |
| Drunkenness | 20 | 0 | Stolen Property Offenses | 0 | 0 | 0 | 0 |
| Family-Non Violent | 0 | 0 | | | | | |
| Liquor Law Violations | 0 | 0 | | | | | |
| Peeping Tom | 0 | 0 | | | | | |
| Runaway | 0 | 0 | | | | | |
| Trespass | 0 | 0 | | | | | |
| All Other Offenses | 0 | 0 | | | | | |
| Total Group B | 42 | 6 | | | | | |

(*) Offenses are counted using the FBI Units of Count for Crime

(**) The 'Arrests' column shows arrests made for incidents during the selected period, regardless of arrest date. Arrest counts for the same period may change over time.

This report is valid as of May 06, 2019 and is subject to change

Loudon Police Department - NIBRS Agency Crime Overview - 2018

| Crimes Against Society | | | | |
|------------------------------------|-----------|-----------|-----------|----------|
| Animal Cruelty | 1 | 1 | 2 | 0 |
| Drug/Narcotic Violations | 9 | 9 | 10 | 0 |
| Drug/Narcotic Equipment Violations | 7 | 7 | 4 | 0 |
| Gambling - Betting/Wagering | 0 | 0 | 0 | 0 |
| Gambling - Operating/Promoting | 0 | 0 | 0 | 0 |
| Gambling - Equipment Violations | 0 | 0 | 0 | 0 |
| Gambling - Sports Tampering | 0 | 0 | 0 | 0 |
| Pornography/Obscene Material | 0 | 0 | 0 | 0 |
| Prostitution | 0 | 0 | 0 | 0 |
| Prostitution Assisting/Promoting | 0 | 0 | 0 | 0 |
| Purchasing Prostitution | 0 | 0 | 0 | 0 |
| Weapon Law Violations | 0 | 0 | 0 | 0 |
| Total Group A Offenses | 94 | 46 | 46 | 2 |

(*) Offenses are counted using the FBI Units of Count for Crime

(**) The 'Arrests' column shows arrests made for incidents during the selected period, regardless of arrest date. Arrest counts for the same period may change over time.

Madisonville Police Department - NIBRS Agency Crime Overview - 2018

| 2017 Population Estimate | 4,730 | Offenses (*) | | Arrests (**) | | | |
|---------------------------------------|-----------------|----------------------------------|-----------------------------------|--------------|----------|----|---|
| | | Reported | Cleared | Adult | Juvenile | | |
| Offense Overview | | Group A Offenses | | | | | |
| Crimes Against Persons | | Crimes Against Persons | | | | | |
| Offense Total | 536 | Murder | 0 | 0 | 0 | 0 | |
| Number Cleared | 228 | Negligent Manslaughter | 0 | 0 | 0 | 0 | |
| Percent Cleared | 42.54 % | Negligent Vehicular Manslaughter | 0 | 0 | 0 | 0 | |
| Group A Crimes per 100,000 population | 11,331.9 | Kidnapping/Abduction | 1 | 1 | 1 | 0 | |
| | | Forcible Rape | 1 | 0 | 0 | 0 | |
| | | Forcible Sodomy | 0 | 0 | 0 | 0 | |
| | | Sexual Assault W/Object | 0 | 0 | 0 | 0 | |
| Arrest Overview | | Forcible Fondling | 1 | 0 | 0 | 0 | |
| Total Arrests | 338 | Incest | 0 | 0 | 0 | 0 | |
| Adult Arrests | 333 | Statutory Rape | 1 | 0 | 0 | 0 | |
| Juvenile Arrests | 5 | Aggravated Assault | 21 | 15 | 14 | 1 | |
| Unknown Age | 0 | Simple Assault | 69 | 29 | 24 | 1 | |
| Arrests per 100,000 population | 7,145.9 | Intimidation | 45 | 0 | 0 | 0 | |
| | | Stalking | 3 | 1 | 1 | 0 | |
| | | Commercial Sex Acts | 0 | 0 | 0 | 0 | |
| Average number offenses/incident | 1.11 | Involuntary Servitude | 0 | 0 | 0 | 0 | |
| Domestic Violence Victims | | Crimes Against Property | | | | | |
| Offense | Reported | Cleared | | | | | |
| Murder | 0 | 0 | Arson | 1 | 1 | 1 | 0 |
| Aggravated Assault | 11 | 10 | Bribery | 0 | 0 | 0 | 0 |
| Simple Assault | 38 | 24 | Burglary | 28 | 6 | 8 | 0 |
| Intimidation | 17 | 0 | Counterfeiting/Forgery | 13 | 4 | 4 | 0 |
| Stalking | 1 | 1 | Destruction/Damage/Vandalism | 33 | 5 | 2 | 0 |
| Forcible Rape | 0 | 0 | Embezzlement | 1 | 1 | 1 | 0 |
| Forcible Sodomy | 0 | 0 | Extortion/Blackmail | 0 | 0 | 0 | 0 |
| Sexual Assault W/Object | 0 | 0 | Fraud - False Pretenses | 10 | 2 | 1 | 0 |
| Forcible Fondling | 1 | 0 | Fraud - Credit Card/ATM | 20 | 8 | 6 | 0 |
| Incest | 0 | 0 | Fraud - Impersonation | 6 | 3 | 3 | 0 |
| Statutory Rape | 0 | 0 | Fraud - Welfare | 0 | 0 | 0 | 0 |
| Kidnapping/Abduction | 1 | 1 | Fraud - Wire | 2 | 0 | 0 | 0 |
| Commercial Sex Acts | 0 | 0 | Fraud - Identity Theft | 1 | 0 | 0 | 0 |
| Involuntary Servitude | 0 | 0 | Fraud - Computer Hacking/Invasion | 0 | 0 | 0 | 0 |
| Total | 69 | 36 | Robbery | 0 | 0 | 0 | 0 |
| | | | Theft - Pocket-picking | 0 | 0 | 0 | 0 |
| Group B Arrests | | | Theft - Purse Snatching | 0 | 0 | 0 | 0 |
| Offense | Adult | Juvenile | Theft - Shoplifting | 44 | 37 | 44 | 0 |
| Bad Checks | 1 | 0 | Theft From Building | 30 | 9 | 6 | 0 |
| Curfew/Vagrancy | 0 | 0 | Theft From Coin Machine | 0 | 0 | 0 | 0 |
| Disorderly Conduct | 3 | 0 | Theft From Motor Vehicle | 26 | 5 | 3 | 0 |
| DUI | 22 | 0 | Theft of Motor Vehicle Parts | 4 | 0 | 0 | 0 |
| Drunkenness | 29 | 0 | Theft - All Other Larceny | 59 | 6 | 4 | 1 |
| Family-Non Violent | 2 | 0 | Motor Vehicle Theft | 31 | 13 | 14 | 0 |
| Liquor Law Violations | 0 | 1 | Stolen Property Offenses | 0 | 0 | 0 | 0 |
| Peeping Tom | 0 | 0 | | | | | |
| Runaway | 0 | 0 | | | | | |
| Trespass | 43 | 0 | | | | | |
| All Other Offenses | 27 | 1 | | | | | |
| Total Group B | 127 | 2 | | | | | |

(*) Offenses are counted using the FBI Units of Count for Crime

(**) The 'Arrests' column shows arrests made for incidents during the selected period, regardless of arrest date. Arrest counts for the same period may change over time.

This report is valid as of May 06, 2019 and is subject to change

Madisonville Police Department - NIBRS Agency Crime Overview - 2018

| Crimes Against Society | | | | |
|------------------------------------|------------|------------|------------|----------|
| Animal Cruelty | 0 | 0 | 0 | 0 |
| Drug/Narcotic Violations | 59 | 57 | 52 | 0 |
| Drug/Narcotic Equipment Violations | 25 | 24 | 16 | 0 |
| Gambling - Betting/Wagering | 0 | 0 | 0 | 0 |
| Gambling - Operating/Promoting | 0 | 0 | 0 | 0 |
| Gambling - Equipment Violations | 0 | 0 | 0 | 0 |
| Gambling - Sports Tampering | 0 | 0 | 0 | 0 |
| Pornography/Obscene Material | 0 | 0 | 0 | 0 |
| Prostitution | 0 | 0 | 0 | 0 |
| Prostitution Assisting/Promoting | 0 | 0 | 0 | 0 |
| Purchasing Prostitution | 0 | 0 | 0 | 0 |
| Weapon Law Violations | 1 | 1 | 1 | 0 |
| Total Group A Offenses | 536 | 228 | 206 | 3 |

(*) Offenses are counted using the FBI Units of Count for Crime

(**) The 'Arrests' column shows arrests made for incidents during the selected period, regardless of arrest date. Arrest counts for the same period may change over time.

Manchester Police Department - NIBRS Agency Crime Overview - 2018

| 2017 Population Estimate | | 10,642 | Offenses (*) | | Arrests (**) | | |
|---------------------------------------|------------|------------|-----------------------------------|---------|--------------|----------|---|
| Offense Overview | | | Reported | Cleared | Adult | Juvenile | |
| Group A Offenses | | | | | | | |
| Crimes Against Persons | | | | | | | |
| Offense Total | 1,414 | | 1 | 1 | 1 | 0 | |
| Number Cleared | 928 | | 0 | 0 | 0 | 0 | |
| Percent Cleared | 65.63 % | | 1 | 0 | 0 | 0 | |
| Group A Crimes per 100,000 population | 13,287.0 | | 0 | 0 | 0 | 0 | |
| | | | 2 | 1 | 0 | 0 | |
| | | | 0 | 0 | 0 | 0 | |
| | | | 2 | 0 | 0 | 0 | |
| Arrest Overview | | | 2 | 1 | 1 | 0 | |
| Total Arrests | 998 | | 0 | 0 | 0 | 0 | |
| Adult Arrests | 953 | | 0 | 0 | 0 | 0 | |
| Juvenile Arrests | 45 | | 50 | 40 | 26 | 2 | |
| Unknown Age | 0 | | 187 | 123 | 110 | 8 | |
| Arrests per 100,000 population | 9,377.9 | | 76 | 14 | 6 | 2 | |
| | | | 5 | 2 | 1 | 0 | |
| | | | 0 | 0 | 0 | 0 | |
| Average number offenses/incident | 1.24 | | 0 | 0 | 0 | 0 | |
| | | | 0 | 0 | 0 | 0 | |
| Domestic Violence Victims | | | Crimes Against Property | | | | |
| Offense | Reported | Cleared | Arson | 2 | 1 | 2 | 0 |
| Murder | 1 | 1 | Bribery | 0 | 0 | 0 | 0 |
| Aggravated Assault | 27 | 22 | Burglary | 62 | 12 | 16 | 0 |
| Simple Assault | 131 | 96 | Counterfeiting/Forgery | 15 | 3 | 5 | 0 |
| Intimidation | 21 | 6 | Destruction/Damage/Vandalism | 81 | 27 | 10 | 0 |
| Stalking | 1 | 1 | Embezzlement | 6 | 4 | 3 | 0 |
| Forcible Rape | 1 | 1 | Extortion/Blackmail | 0 | 0 | 0 | 0 |
| Forcible Sodomy | 0 | 0 | Fraud - False Pretenses | 51 | 26 | 17 | 0 |
| Sexual Assault W/Object | 2 | 0 | Fraud - Credit Card/ATM | 25 | 14 | 15 | 0 |
| Forcible Fondling | 1 | 0 | Fraud - Impersonation | 4 | 4 | 3 | 0 |
| Incest | 0 | 0 | Fraud - Welfare | 0 | 0 | 0 | 0 |
| Statutory Rape | 0 | 0 | Fraud - Wire | 1 | 0 | 0 | 0 |
| Kidnapping/Abduction | 0 | 0 | Fraud - Identity Theft | 0 | 0 | 0 | 0 |
| Commercial Sex Acts | 0 | 0 | Fraud - Computer Hacking/Invasion | 0 | 0 | 0 | 0 |
| Involuntary Servitude | 0 | 0 | Robbery | 7 | 4 | 6 | 2 |
| Total | 185 | 127 | Theft - Pocket-picking | 0 | 0 | 0 | 0 |
| | | | Theft - Purse Snatching | 1 | 0 | 0 | 0 |
| Group B Arrests | | | Theft - Shoplifting | 131 | 105 | 115 | 7 |
| Offense | Adult | Juvenile | Theft From Building | 50 | 19 | 16 | 1 |
| Bad Checks | 1 | 0 | Theft From Coin Machine | 1 | 0 | 0 | 0 |
| Curfew/Vagrancy | 0 | 7 | Theft From Motor Vehicle | 64 | 13 | 7 | 1 |
| Disorderly Conduct | 40 | 0 | Theft of Motor Vehicle Parts | 12 | 1 | 1 | 0 |
| DUI | 77 | 1 | Theft - All Other Larceny | 72 | 33 | 19 | 0 |
| Drunkenness | 61 | 0 | Motor Vehicle Theft | 19 | 10 | 5 | 2 |
| Family-Non Violent | 4 | 0 | Stolen Property Offenses | 4 | 4 | 5 | 0 |
| Liquor Law Violations | 6 | 0 | | | | | |
| Peeping Tom | 0 | 0 | | | | | |
| Runaway | 0 | 0 | | | | | |
| Trespass | 5 | 0 | | | | | |
| All Other Offenses | 31 | 2 | | | | | |
| Total Group B | 225 | 10 | | | | | |

(*) Offenses are counted using the FBI Units of Count for Crime

(**) The 'Arrests' column shows arrests made for incidents during the selected period, regardless of arrest date. Arrest counts for the same period may change over time.

This report is valid as of May 06, 2019 and is subject to change

Manchester Police Department - NIBRS Agency Crime Overview - 2018

| Crimes Against Society | | | | |
|------------------------------------|--------------|------------|------------|-----------|
| Animal Cruelty | 1 | 1 | 1 | 0 |
| Drug/Narcotic Violations | 299 | 289 | 299 | 9 |
| Drug/Narcotic Equipment Violations | 156 | 152 | 33 | 0 |
| Gambling - Betting/Wagering | 0 | 0 | 0 | 0 |
| Gambling - Operating/Promoting | 0 | 0 | 0 | 0 |
| Gambling - Equipment Violations | 0 | 0 | 0 | 0 |
| Gambling - Sports Tampering | 0 | 0 | 0 | 0 |
| Pornography/Obscene Material | 0 | 0 | 0 | 0 |
| Prostitution | 0 | 0 | 0 | 0 |
| Prostitution Assisting/Promoting | 0 | 0 | 0 | 0 |
| Purchasing Prostitution | 0 | 0 | 0 | 0 |
| Weapon Law Violations | 24 | 24 | 5 | 1 |
| Total Group A Offenses | 1,414 | 928 | 728 | 35 |

(*) Offenses are counted using the FBI Units of Count for Crime

(**) The 'Arrests' column shows arrests made for incidents during the selected period, regardless of arrest date. Arrest counts for the same period may change over time.

Marshall County Sheriff's Office - NIBRS Agency Crime Overview - 2018

| 2017 Population Estimate | N/A | Offenses (*) | | Arrests (**) | | | |
|---------------------------------------|-----------------|----------------------------------|-----------------------------------|--------------|----------|----|---|
| | | Reported | Cleared | Adult | Juvenile | | |
| Offense Overview | | Group A Offenses | | | | | |
| Crimes Against Persons | | | | | | | |
| Offense Total | 333 | Murder | 0 | 0 | 0 | 0 | |
| Number Cleared | 157 | Negligent Manslaughter | 0 | 0 | 0 | 0 | |
| Percent Cleared | 47.15 % | Negligent Vehicular Manslaughter | 0 | 0 | 0 | 0 | |
| Group A Crimes per 100,000 population | N/A | Kidnapping/Abduction | 0 | 0 | 0 | 0 | |
| | | Forcible Rape | 2 | 2 | 2 | 0 | |
| | | Forcible Sodomy | 0 | 0 | 0 | 0 | |
| | | Sexual Assault W/Object | 1 | 1 | 0 | 1 | |
| Arrest Overview | | Forcible Fondling | 5 | 2 | 2 | 0 | |
| Total Arrests | 669 | Incest | 0 | 0 | 0 | 0 | |
| Adult Arrests | 638 | Statutory Rape | 1 | 1 | 1 | 0 | |
| Juvenile Arrests | 31 | Aggravated Assault | 26 | 20 | 12 | 1 | |
| Unknown Age | 0 | Simple Assault | 89 | 52 | 39 | 11 | |
| Arrests per 100,000 population | N/A | Intimidation | 13 | 3 | 2 | 1 | |
| | | Stalking | 4 | 2 | 2 | 0 | |
| | | Commercial Sex Acts | 0 | 0 | 0 | 0 | |
| Average number offenses/incident | 1.17 | Involuntary Servitude | 0 | 0 | 0 | 0 | |
| Domestic Violence Victims | | Crimes Against Property | | | | | |
| Offense | Reported | Cleared | | | | | |
| Murder | 0 | 0 | Arson | 0 | 0 | 0 | 0 |
| Aggravated Assault | 10 | 6 | Bribery | 0 | 0 | 0 | 0 |
| Simple Assault | 46 | 33 | Burglary | 5 | 0 | 0 | 0 |
| Intimidation | 6 | 1 | Counterfeiting/Forgery | 2 | 0 | 0 | 0 |
| Stalking | 1 | 1 | Destruction/Damage/Vandalism | 27 | 4 | 2 | 0 |
| Forcible Rape | 2 | 2 | Embezzlement | 0 | 0 | 0 | 0 |
| Forcible Sodomy | 0 | 0 | Extortion/Blackmail | 0 | 0 | 0 | 0 |
| Sexual Assault W/Object | 0 | 0 | Fraud - False Pretenses | 1 | 0 | 0 | 0 |
| Forcible Fondling | 2 | 0 | Fraud - Credit Card/ATM | 1 | 0 | 0 | 0 |
| Incest | 0 | 0 | Fraud - Impersonation | 2 | 2 | 1 | 0 |
| Statutory Rape | 0 | 0 | Fraud - Welfare | 0 | 0 | 0 | 0 |
| Kidnapping/Abduction | 0 | 0 | Fraud - Wire | 1 | 0 | 0 | 0 |
| Commercial Sex Acts | 0 | 0 | Fraud - Identity Theft | 2 | 0 | 0 | 0 |
| Involuntary Servitude | 0 | 0 | Fraud - Computer Hacking/Invasion | 0 | 0 | 0 | 0 |
| Total | 67 | 43 | Robbery | 2 | 1 | 2 | 0 |
| | | | Theft - Pocket-picking | 0 | 0 | 0 | 0 |
| Group B Arrests | | | Theft - Purse Snatching | 0 | 0 | 0 | 0 |
| Offense | Adult | Juvenile | Theft - Shoplifting | 0 | 0 | 0 | 0 |
| Bad Checks | 4 | 0 | Theft From Building | 42 | 6 | 7 | 0 |
| Curfew/Vagrancy | 0 | 0 | Theft From Coin Machine | 0 | 0 | 0 | 0 |
| Disorderly Conduct | 4 | 2 | Theft From Motor Vehicle | 12 | 0 | 0 | 0 |
| DUI | 6 | 0 | Theft of Motor Vehicle Parts | 1 | 0 | 0 | 0 |
| Drunkenness | 9 | 0 | Theft - All Other Larceny | 24 | 3 | 2 | 0 |
| Family-Non Violent | 60 | 0 | Motor Vehicle Theft | 13 | 7 | 6 | 0 |
| Liquor Law Violations | 3 | 8 | Stolen Property Offenses | 0 | 0 | 0 | 0 |
| Peeping Tom | 0 | 0 | | | | | |
| Runaway | 0 | 0 | | | | | |
| Trespass | 1 | 0 | | | | | |
| All Other Offenses | 435 | 0 | | | | | |
| Total Group B | 522 | 10 | | | | | |

(*) Offenses are counted using the FBI Units of Count for Crime

(**) The 'Arrests' column shows arrests made for incidents during the selected period, regardless of arrest date. Arrest counts for the same period may change over time.

This report is valid as of May 06, 2019 and is subject to change

Marshall County Sheriff's Office - NIBRS Agency Crime Overview - 2018

| Crimes Against Society | | | | |
|------------------------------------|------------|------------|------------|-----------|
| Animal Cruelty | 3 | 0 | 0 | 0 |
| Drug/Narcotic Violations | 35 | 33 | 25 | 5 |
| Drug/Narcotic Equipment Violations | 14 | 14 | 11 | 0 |
| Gambling - Betting/Wagering | 0 | 0 | 0 | 0 |
| Gambling - Operating/Promoting | 0 | 0 | 0 | 0 |
| Gambling - Equipment Violations | 0 | 0 | 0 | 0 |
| Gambling - Sports Tampering | 0 | 0 | 0 | 0 |
| Pornography/Obscene Material | 2 | 1 | 0 | 1 |
| Prostitution | 0 | 0 | 0 | 0 |
| Prostitution Assisting/Promoting | 0 | 0 | 0 | 0 |
| Purchasing Prostitution | 0 | 0 | 0 | 0 |
| Weapon Law Violations | 3 | 3 | 0 | 1 |
| Total Group A Offenses | 333 | 157 | 116 | 21 |

(*) Offenses are counted using the FBI Units of Count for Crime

(**) The 'Arrests' column shows arrests made for incidents during the selected period, regardless of arrest date. Arrest counts for the same period may change over time.

Martin Police Department - NIBRS Agency Crime Overview - 2018

| 2017 Population Estimate | | 10,543 | | Offenses (*) | | Arrests (**) | |
|---------------------------------------|------------|----------------------------------|-----------------------------------|-------------------------|---------|--------------|----------|
| Offense Overview | | Crimes Against Persons | | Reported | Cleared | Adult | Juvenile |
| Offense Total | 558 | Murder | | 0 | 0 | 0 | 0 |
| Number Cleared | 253 | Negligent Manslaughter | | 0 | 0 | 0 | 0 |
| Percent Cleared | 45.34 % | Negligent Vehicular Manslaughter | | 0 | 0 | 0 | 0 |
| Group A Crimes per 100,000 population | 5,292.6 | Kidnapping/Abduction | | 2 | 0 | 0 | 0 |
| | | Forcible Rape | | 1 | 1 | 0 | 0 |
| | | Forcible Sodomy | | 0 | 0 | 0 | 0 |
| | | Sexual Assault W/Object | | 0 | 0 | 0 | 0 |
| | | Forcible Fondling | | 2 | 1 | 1 | 0 |
| | | Incest | | 0 | 0 | 0 | 0 |
| | | Statutory Rape | | 0 | 0 | 0 | 0 |
| | | Aggravated Assault | | 26 | 19 | 14 | 2 |
| | | Simple Assault | | 93 | 63 | 56 | 0 |
| | | Intimidation | | 20 | 10 | 8 | 2 |
| | | Stalking | | 0 | 0 | 0 | 0 |
| | | Commercial Sex Acts | | 0 | 0 | 0 | 0 |
| | | Involuntary Servitude | | 0 | 0 | 0 | 0 |
| | | Average number offenses/incident | | 1.09 | | | |
| Domestic Violence Victims | | | | Crimes Against Property | | | |
| Offense | Reported | Cleared | | | | | |
| Murder | 0 | 0 | Arson | 0 | 0 | 0 | 0 |
| Aggravated Assault | 8 | 8 | Bribery | 0 | 0 | 0 | 0 |
| Simple Assault | 53 | 41 | Burglary | 24 | 7 | 5 | 3 |
| Intimidation | 11 | 8 | Counterfeiting/Forgery | 24 | 2 | 3 | 0 |
| Stalking | 0 | 0 | Destruction/Damage/Vandalism | 55 | 14 | 12 | 0 |
| Forcible Rape | 1 | 1 | Embezzlement | 19 | 12 | 21 | 0 |
| Forcible Sodomy | 0 | 0 | Extortion/Blackmail | 0 | 0 | 0 | 0 |
| Sexual Assault W/Object | 0 | 0 | Fraud - False Pretenses | 10 | 2 | 2 | 0 |
| Forcible Fondling | 0 | 0 | Fraud - Credit Card/ATM | 14 | 7 | 6 | 0 |
| Incest | 0 | 0 | Fraud - Impersonation | 7 | 1 | 1 | 0 |
| Statutory Rape | 0 | 0 | Fraud - Welfare | 0 | 0 | 0 | 0 |
| Kidnapping/Abduction | 0 | 0 | Fraud - Wire | 0 | 0 | 0 | 0 |
| Commercial Sex Acts | 0 | 0 | Fraud - Identity Theft | 0 | 0 | 0 | 0 |
| Involuntary Servitude | 0 | 0 | Fraud - Computer Hacking/Invasion | 0 | 0 | 0 | 0 |
| Total | 73 | 58 | Robbery | 1 | 0 | 0 | 0 |
| | | | Theft - Pocket-picking | 1 | 0 | 0 | 0 |
| | | | Theft - Purse Snatching | 1 | 0 | 0 | 0 |
| | | | Theft - Shoplifting | 93 | 57 | 63 | 0 |
| | | | Theft From Building | 30 | 6 | 6 | 0 |
| | | | Theft From Coin Machine | 0 | 0 | 0 | 0 |
| | | | Theft From Motor Vehicle | 26 | 5 | 5 | 0 |
| | | | Theft of Motor Vehicle Parts | 0 | 0 | 0 | 0 |
| | | | Theft - All Other Larceny | 66 | 7 | 11 | 0 |
| | | | Motor Vehicle Theft | 4 | 1 | 0 | 1 |
| | | | Stolen Property Offenses | 0 | 0 | 0 | 0 |
| Group B Arrests | | | | | | | |
| Offense | Adult | Juvenile | | | | | |
| Bad Checks | 0 | 0 | | | | | |
| Curfew/Vagrancy | 0 | 0 | | | | | |
| Disorderly Conduct | 4 | 0 | | | | | |
| DUI | 32 | 0 | | | | | |
| Drunkenness | 25 | 0 | | | | | |
| Family-Non Violent | 0 | 0 | | | | | |
| Liquor Law Violations | 65 | 6 | | | | | |
| Peeping Tom | 0 | 0 | | | | | |
| Runaway | 0 | 0 | | | | | |
| Trespass | 2 | 0 | | | | | |
| All Other Offenses | 3 | 0 | | | | | |
| Total Group B | 131 | 6 | | | | | |

(*) Offenses are counted using the FBI Units of Count for Crime

(**) The 'Arrests' column shows arrests made for incidents during the selected period, regardless of arrest date. Arrest counts for the same period may change over time.

This report is valid as of May 06, 2019 and is subject to change

Martin Police Department - NIBRS Agency Crime Overview - 2018

| Crimes Against Society | | | | |
|------------------------------------|------------|------------|------------|-----------|
| Animal Cruelty | 0 | 0 | 0 | 0 |
| Drug/Narcotic Violations | 24 | 24 | 21 | 2 |
| Drug/Narcotic Equipment Violations | 8 | 8 | 1 | 0 |
| Gambling - Betting/Wagering | 0 | 0 | 0 | 0 |
| Gambling - Operating/Promoting | 0 | 0 | 0 | 0 |
| Gambling - Equipment Violations | 0 | 0 | 0 | 0 |
| Gambling - Sports Tampering | 0 | 0 | 0 | 0 |
| Pornography/Obscene Material | 1 | 1 | 1 | 0 |
| Prostitution | 0 | 0 | 0 | 0 |
| Prostitution Assisting/Promoting | 0 | 0 | 0 | 0 |
| Purchasing Prostitution | 0 | 0 | 0 | 0 |
| Weapon Law Violations | 6 | 5 | 2 | 0 |
| Total Group A Offenses | 558 | 253 | 239 | 10 |

(*) Offenses are counted using the FBI Units of Count for Crime

(**) The 'Arrests' column shows arrests made for incidents during the selected period, regardless of arrest date. Arrest counts for the same period may change over time.

Maryville Police Department - NIBRS Agency Crime Overview - 2018

| 2017 Population Estimate | | 28,765 | | Offenses (*) | | Arrests (**) | |
|---------------------------------------|------------|----------------------------------|-----------------------------------|-------------------------|---------|--------------|----------|
| Offense Overview | | Crimes Against Persons | | Reported | Cleared | Adult | Juvenile |
| Offense Total | 1,381 | Murder | | 0 | 0 | 0 | 0 |
| Number Cleared | 854 | Negligent Manslaughter | | 0 | 0 | 0 | 0 |
| Percent Cleared | 61.84 % | Negligent Vehicular Manslaughter | | 0 | 0 | 0 | 0 |
| Group A Crimes per 100,000 population | 4,801.0 | Kidnapping/Abduction | | 0 | 0 | 0 | 0 |
| | | Forcible Rape | | 6 | 5 | 1 | 1 |
| | | Forcible Sodomy | | 1 | 0 | 0 | 0 |
| | | Sexual Assault W/Object | | 0 | 0 | 0 | 0 |
| | | Forcible Fondling | | 11 | 7 | 0 | 0 |
| | | Incest | | 0 | 0 | 0 | 0 |
| | | Statutory Rape | | 3 | 2 | 2 | 0 |
| | | Aggravated Assault | | 38 | 32 | 14 | 2 |
| | | Simple Assault | | 288 | 217 | 60 | 10 |
| | | Intimidation | | 43 | 28 | 3 | 2 |
| | | Stalking | | 2 | 1 | 0 | 0 |
| | | Commercial Sex Acts | | 0 | 0 | 0 | 0 |
| | | Involuntary Servitude | | 0 | 0 | 0 | 0 |
| | | Average number offenses/incident | 1.19 | | | | |
| Domestic Violence Victims | | | | Crimes Against Property | | | |
| Offense | Reported | Cleared | | Reported | Cleared | Adult | Juvenile |
| Murder | 0 | 0 | Arson | 2 | 1 | 0 | 0 |
| Aggravated Assault | 16 | 16 | Bribery | 0 | 0 | 0 | 0 |
| Simple Assault | 201 | 164 | Burglary | 50 | 11 | 10 | 0 |
| Intimidation | 13 | 11 | Counterfeiting/Forgery | 20 | 8 | 6 | 0 |
| Stalking | 1 | 0 | Destruction/Damage/Vandalism | 103 | 31 | 6 | 2 |
| Forcible Rape | 0 | 0 | Embezzlement | 16 | 14 | 11 | 0 |
| Forcible Sodomy | 0 | 0 | Extortion/Blackmail | 0 | 0 | 0 | 0 |
| Sexual Assault W/Object | 0 | 0 | Fraud - False Pretenses | 78 | 37 | 14 | 1 |
| Forcible Fondling | 3 | 2 | Fraud - Credit Card/ATM | 33 | 20 | 18 | 0 |
| Incest | 0 | 0 | Fraud - Impersonation | 10 | 6 | 5 | 0 |
| Statutory Rape | 2 | 1 | Fraud - Welfare | 0 | 0 | 0 | 0 |
| Kidnapping/Abduction | 0 | 0 | Fraud - Wire | 1 | 0 | 0 | 0 |
| Commercial Sex Acts | 0 | 0 | Fraud - Identity Theft | 0 | 0 | 0 | 0 |
| Involuntary Servitude | 0 | 0 | Fraud - Computer Hacking/Invasion | 0 | 0 | 0 | 0 |
| Total | 236 | 194 | Robbery | 2 | 1 | 0 | 0 |
| | | | Theft - Pocket-picking | 0 | 0 | 0 | 0 |
| | | | Theft - Purse Snatching | 0 | 0 | 0 | 0 |
| | | | Theft - Shoplifting | 170 | 119 | 115 | 2 |
| | | | Theft From Building | 101 | 37 | 17 | 3 |
| | | | Theft From Coin Machine | 0 | 0 | 0 | 0 |
| | | | Theft From Motor Vehicle | 67 | 22 | 6 | 2 |
| | | | Theft of Motor Vehicle Parts | 22 | 6 | 3 | 0 |
| | | | Theft - All Other Larceny | 40 | 10 | 5 | 0 |
| | | | Motor Vehicle Theft | 31 | 11 | 6 | 0 |
| | | | Stolen Property Offenses | 0 | 0 | 0 | 0 |
| Group B Arrests | | | | | | | |
| Offense | Adult | Juvenile | | | | | |
| Bad Checks | 0 | 0 | | | | | |
| Curfew/Vagrancy | 0 | 0 | | | | | |
| Disorderly Conduct | 4 | 1 | | | | | |
| DUI | 70 | 0 | | | | | |
| Drunkenness | 100 | 2 | | | | | |
| Family-Non Violent | 1 | 0 | | | | | |
| Liquor Law Violations | 4 | 1 | | | | | |
| Peeping Tom | 0 | 0 | | | | | |
| Runaway | 0 | 0 | | | | | |
| Trespass | 2 | 0 | | | | | |
| All Other Offenses | 99 | 24 | | | | | |
| Total Group B | 280 | 28 | | | | | |

(*) Offenses are counted using the FBI Units of Count for Crime

(**) The 'Arrests' column shows arrests made for incidents during the selected period, regardless of arrest date. Arrest counts for the same period may change over time.

This report is valid as of May 06, 2019 and is subject to change

Maryville Police Department - NIBRS Agency Crime Overview - 2018

| Crimes Against Society | | | | |
|------------------------------------|--------------|------------|------------|-----------|
| Animal Cruelty | 1 | 1 | 1 | 0 |
| Drug/Narcotic Violations | 129 | 126 | 118 | 13 |
| Drug/Narcotic Equipment Violations | 95 | 90 | 32 | 3 |
| Gambling - Betting/Wagering | 0 | 0 | 0 | 0 |
| Gambling - Operating/Promoting | 0 | 0 | 0 | 0 |
| Gambling - Equipment Violations | 0 | 0 | 0 | 0 |
| Gambling - Sports Tampering | 0 | 0 | 0 | 0 |
| Pornography/Obscene Material | 7 | 2 | 0 | 0 |
| Prostitution | 0 | 0 | 0 | 0 |
| Prostitution Assisting/Promoting | 0 | 0 | 0 | 0 |
| Purchasing Prostitution | 0 | 0 | 0 | 0 |
| Weapon Law Violations | 11 | 9 | 4 | 0 |
| Total Group A Offenses | 1,381 | 854 | 457 | 41 |

(*) Offenses are counted using the FBI Units of Count for Crime

(**) The 'Arrests' column shows arrests made for incidents during the selected period, regardless of arrest date. Arrest counts for the same period may change over time.

Mason Police Department - NIBRS Agency Crime Overview - 2018

| 2017 Population Estimate | 1,575 | Offenses (*) | | Arrests (**) | | | |
|---------------------------------------|-----------------|----------------------------------|-----------------------------------|--------------|----------|---|---|
| | | Reported | Cleared | Adult | Juvenile | | |
| Offense Overview | | Group A Offenses | | | | | |
| | | Crimes Against Persons | | | | | |
| Offense Total | 42 | Murder | 0 | 0 | 0 | 0 | |
| Number Cleared | 1 | Negligent Manslaughter | 0 | 0 | 0 | 0 | |
| Percent Cleared | 2.38 % | Negligent Vehicular Manslaughter | 0 | 0 | 0 | 0 | |
| Group A Crimes per 100,000 population | 2,666.7 | Kidnapping/Abduction | 0 | 0 | 0 | 0 | |
| | | Forcible Rape | 1 | 0 | 0 | 0 | |
| | | Forcible Sodomy | 0 | 0 | 0 | 0 | |
| | | Sexual Assault W/Object | 0 | 0 | 0 | 0 | |
| | | Forcible Fondling | 0 | 0 | 0 | 0 | |
| | | Incest | 0 | 0 | 0 | 0 | |
| | | Statutory Rape | 1 | 0 | 0 | 0 | |
| | | Aggravated Assault | 2 | 0 | 0 | 0 | |
| | | Simple Assault | 11 | 0 | 0 | 0 | |
| | | Intimidation | 6 | 0 | 0 | 0 | |
| | | Stalking | 0 | 0 | 0 | 0 | |
| | | Commercial Sex Acts | 0 | 0 | 0 | 0 | |
| | | Involuntary Servitude | 0 | 0 | 0 | 0 | |
| Average number offenses/incident | 1.17 | Crimes Against Property | | | | | |
| Domestic Violence Victims | | | | | | | |
| Offense | Reported | Cleared | | | | | |
| Murder | 0 | 0 | Arson | 0 | 0 | 0 | 0 |
| Aggravated Assault | 1 | 0 | Bribery | 0 | 0 | 0 | 0 |
| Simple Assault | 4 | 0 | Burglary | 3 | 0 | 0 | 0 |
| Intimidation | 3 | 0 | Counterfeiting/Forgery | 1 | 0 | 0 | 0 |
| Stalking | 0 | 0 | Destruction/Damage/Vandalism | 3 | 0 | 0 | 0 |
| Forcible Rape | 0 | 0 | Embezzlement | 0 | 0 | 0 | 0 |
| Forcible Sodomy | 0 | 0 | Extortion/Blackmail | 0 | 0 | 0 | 0 |
| Sexual Assault W/Object | 0 | 0 | Fraud - False Pretenses | 2 | 0 | 0 | 0 |
| Forcible Fondling | 0 | 0 | Fraud - Credit Card/ATM | 0 | 0 | 0 | 0 |
| Incest | 0 | 0 | Fraud - Impersonation | 0 | 0 | 0 | 0 |
| Statutory Rape | 0 | 0 | Fraud - Welfare | 0 | 0 | 0 | 0 |
| Kidnapping/Abduction | 0 | 0 | Fraud - Wire | 1 | 0 | 0 | 0 |
| Commercial Sex Acts | 0 | 0 | Fraud - Identity Theft | 0 | 0 | 0 | 0 |
| Involuntary Servitude | 0 | 0 | Fraud - Computer Hacking/Invasion | 0 | 0 | 0 | 0 |
| Total | 8 | 0 | Robbery | 0 | 0 | 0 | 0 |
| Group B Arrests | | | | | | | |
| Offense | Adult | Juvenile | Theft - Pocket-picking | 0 | 0 | 0 | 0 |
| Bad Checks | 0 | 0 | Theft - Purse Snatching | 0 | 0 | 0 | 0 |
| Curfew/Vagrancy | 0 | 0 | Theft - Shoplifting | 0 | 0 | 0 | 0 |
| Disorderly Conduct | 0 | 0 | Theft From Building | 0 | 0 | 0 | 0 |
| DUI | 0 | 0 | Theft From Coin Machine | 0 | 0 | 0 | 0 |
| Drunkenness | 1 | 0 | Theft From Motor Vehicle | 2 | 0 | 0 | 0 |
| Family-Non Violent | 0 | 0 | Theft of Motor Vehicle Parts | 2 | 0 | 0 | 0 |
| Liquor Law Violations | 0 | 0 | Theft - All Other Larceny | 0 | 0 | 0 | 0 |
| Peeping Tom | 0 | 0 | Motor Vehicle Theft | 0 | 0 | 0 | 0 |
| Runaway | 0 | 0 | Stolen Property Offenses | 0 | 0 | 0 | 0 |
| Trespass | 0 | 0 | | | | | |
| All Other Offenses | 4 | 0 | | | | | |
| Total Group B | 5 | 0 | | | | | |

(*) Offenses are counted using the FBI Units of Count for Crime

(**) The 'Arrests' column shows arrests made for incidents during the selected period, regardless of arrest date. Arrest counts for the same period may change over time.

Mason Police Department - NIBRS Agency Crime Overview - 2018

| Crimes Against Society | | | | |
|------------------------------------|-----------|----------|----------|----------|
| Animal Cruelty | 0 | 0 | 0 | 0 |
| Drug/Narcotic Violations | 3 | 1 | 1 | 0 |
| Drug/Narcotic Equipment Violations | 1 | 0 | 0 | 0 |
| Gambling - Betting/Wagering | 0 | 0 | 0 | 0 |
| Gambling - Operating/Promoting | 0 | 0 | 0 | 0 |
| Gambling - Equipment Violations | 0 | 0 | 0 | 0 |
| Gambling - Sports Tampering | 0 | 0 | 0 | 0 |
| Pornography/Obscene Material | 1 | 0 | 0 | 0 |
| Prostitution | 0 | 0 | 0 | 0 |
| Prostitution Assisting/Promoting | 0 | 0 | 0 | 0 |
| Purchasing Prostitution | 0 | 0 | 0 | 0 |
| Weapon Law Violations | 2 | 0 | 0 | 0 |
| Total Group A Offenses | 42 | 1 | 1 | 0 |

(*) Offenses are counted using the FBI Units of Count for Crime

(**) The 'Arrests' column shows arrests made for incidents during the selected period, regardless of arrest date. Arrest counts for the same period may change over time.

Maury City Police Department - NIBRS Agency Crime Overview - 2018

| 2017 Population Estimate | | 670 | | Offenses (*) | | Arrests (**) | |
|---------------------------------------|-----------|----------------------------------|-----------------------------------|-------------------------|---------|--------------|----------|
| Offense Overview | | Group A Offenses | | Reported | Cleared | Adult | Juvenile |
| | | Crimes Against Persons | | | | | |
| Offense Total | 42 | Murder | | 0 | 0 | 0 | 0 |
| Number Cleared | 20 | Negligent Manslaughter | | 0 | 0 | 0 | 0 |
| Percent Cleared | 47.62 % | Negligent Vehicular Manslaughter | | 0 | 0 | 0 | 0 |
| Group A Crimes per 100,000 population | 6,268.7 | Kidnapping/Abduction | | 1 | 0 | 0 | 0 |
| | | Forcible Rape | | 0 | 0 | 0 | 0 |
| | | Forcible Sodomy | | 0 | 0 | 0 | 0 |
| | | Sexual Assault W/Object | | 0 | 0 | 0 | 0 |
| | | Forcible Fondling | | 0 | 0 | 0 | 0 |
| | | Incest | | 0 | 0 | 0 | 0 |
| | | Statutory Rape | | 0 | 0 | 0 | 0 |
| | | Aggravated Assault | | 5 | 5 | 3 | 0 |
| | | Simple Assault | | 9 | 6 | 6 | 0 |
| | | Intimidation | | 4 | 0 | 0 | 0 |
| | | Stalking | | 0 | 0 | 0 | 0 |
| | | Commercial Sex Acts | | 0 | 0 | 0 | 0 |
| | | Involuntary Servitude | | 0 | 0 | 0 | 0 |
| | | Average number offenses/incident | 1.31 | | | | |
| Domestic Violence Victims | | | | Crimes Against Property | | | |
| Offense | Reported | Cleared | | | | | |
| Murder | 0 | 0 | Arson | 0 | 0 | 0 | 0 |
| Aggravated Assault | 0 | 0 | Bribery | 0 | 0 | 0 | 0 |
| Simple Assault | 7 | 4 | Burglary | 2 | 0 | 0 | 0 |
| Intimidation | 2 | 0 | Counterfeiting/Forgery | 2 | 2 | 2 | 0 |
| Stalking | 0 | 0 | Destruction/Damage/Vandalism | 7 | 3 | 0 | 0 |
| Forcible Rape | 0 | 0 | Embezzlement | 0 | 0 | 0 | 0 |
| Forcible Sodomy | 0 | 0 | Extortion/Blackmail | 0 | 0 | 0 | 0 |
| Sexual Assault W/Object | 0 | 0 | Fraud - False Pretenses | 0 | 0 | 0 | 0 |
| Forcible Fondling | 0 | 0 | Fraud - Credit Card/ATM | 1 | 0 | 0 | 0 |
| Incest | 0 | 0 | Fraud - Impersonation | 0 | 0 | 0 | 0 |
| Statutory Rape | 0 | 0 | Fraud - Welfare | 0 | 0 | 0 | 0 |
| Kidnapping/Abduction | 1 | 0 | Fraud - Wire | 0 | 0 | 0 | 0 |
| Commercial Sex Acts | 0 | 0 | Fraud - Identity Theft | 0 | 0 | 0 | 0 |
| Involuntary Servitude | 0 | 0 | Fraud - Computer Hacking/Invasion | 0 | 0 | 0 | 0 |
| Total | 10 | 4 | Robbery | 0 | 0 | 0 | 0 |
| | | | Theft - Pocket-picking | 0 | 0 | 0 | 0 |
| | | | Theft - Purse Snatching | 0 | 0 | 0 | 0 |
| | | | Theft - Shoplifting | 1 | 1 | 1 | 0 |
| | | | Theft From Building | 2 | 0 | 0 | 0 |
| | | | Theft From Coin Machine | 0 | 0 | 0 | 0 |
| | | | Theft From Motor Vehicle | 0 | 0 | 0 | 0 |
| | | | Theft of Motor Vehicle Parts | 0 | 0 | 0 | 0 |
| | | | Theft - All Other Larceny | 8 | 3 | 3 | 0 |
| | | | Motor Vehicle Theft | 0 | 0 | 0 | 0 |
| | | | Stolen Property Offenses | 0 | 0 | 0 | 0 |
| Group B Arrests | | | | | | | |
| Offense | Adult | Juvenile | | | | | |
| Bad Checks | 0 | 0 | | | | | |
| Curfew/Vagrancy | 0 | 0 | | | | | |
| Disorderly Conduct | 0 | 0 | | | | | |
| DUI | 1 | 0 | | | | | |
| Drunkenness | 3 | 0 | | | | | |
| Family-Non Violent | 0 | 0 | | | | | |
| Liquor Law Violations | 0 | 0 | | | | | |
| Peeping Tom | 0 | 0 | | | | | |
| Runaway | 0 | 0 | | | | | |
| Trespass | 0 | 0 | | | | | |
| All Other Offenses | 0 | 0 | | | | | |
| Total Group B | 4 | 0 | | | | | |

(*) Offenses are counted using the FBI Units of Count for Crime

(**) The 'Arrests' column shows arrests made for incidents during the selected period, regardless of arrest date. Arrest counts for the same period may change over time.

This report is valid as of May 06, 2019 and is subject to change

Maury City Police Department - NIBRS Agency Crime Overview - 2018

| Crimes Against Society | | | | |
|------------------------------------|-----------|-----------|-----------|----------|
| Animal Cruelty | 0 | 0 | 0 | 0 |
| Drug/Narcotic Violations | 0 | 0 | 0 | 0 |
| Drug/Narcotic Equipment Violations | 0 | 0 | 0 | 0 |
| Gambling - Betting/Wagering | 0 | 0 | 0 | 0 |
| Gambling - Operating/Promoting | 0 | 0 | 0 | 0 |
| Gambling - Equipment Violations | 0 | 0 | 0 | 0 |
| Gambling - Sports Tampering | 0 | 0 | 0 | 0 |
| Pornography/Obscene Material | 0 | 0 | 0 | 0 |
| Prostitution | 0 | 0 | 0 | 0 |
| Prostitution Assisting/Promoting | 0 | 0 | 0 | 0 |
| Purchasing Prostitution | 0 | 0 | 0 | 0 |
| Weapon Law Violations | 0 | 0 | 0 | 0 |
| Total Group A Offenses | 42 | 20 | 15 | 0 |

(*) Offenses are counted using the FBI Units of Count for Crime

(**) The 'Arrests' column shows arrests made for incidents during the selected period, regardless of arrest date. Arrest counts for the same period may change over time.

Maynardville Police Department - NIBRS Agency Crime Overview - 2018

| 2017 Population Estimate | | 2,353 | | Offenses (*) | | Arrests (**) | |
|---------------------------------------|------------|----------------------------------|-----------------------------------|-------------------------|---------|--------------|----------|
| Offense Overview | | Crimes Against Persons | | Reported | Cleared | Adult | Juvenile |
| Offense Total | 185 | Murder | | 0 | 0 | 0 | 0 |
| Number Cleared | 130 | Negligent Manslaughter | | 0 | 0 | 0 | 0 |
| Percent Cleared | 70.27 % | Negligent Vehicular Manslaughter | | 0 | 0 | 0 | 0 |
| Group A Crimes per 100,000 population | 7,862.3 | Kidnapping/Abduction | | 0 | 0 | 0 | 0 |
| | | Forcible Rape | | 0 | 0 | 0 | 0 |
| | | Forcible Sodomy | | 0 | 0 | 0 | 0 |
| | | Sexual Assault W/Object | | 0 | 0 | 0 | 0 |
| | | Forcible Fondling | | 0 | 0 | 0 | 0 |
| | | Incest | | 0 | 0 | 0 | 0 |
| | | Statutory Rape | | 0 | 0 | 0 | 0 |
| | | Aggravated Assault | | 8 | 8 | 8 | 0 |
| | | Simple Assault | | 21 | 20 | 20 | 0 |
| | | Intimidation | | 6 | 2 | 1 | 0 |
| | | Stalking | | 0 | 0 | 0 | 0 |
| | | Commercial Sex Acts | | 0 | 0 | 0 | 0 |
| | | Involuntary Servitude | | 0 | 0 | 0 | 0 |
| | | Average number offenses/incident | 1.13 | | | | |
| Domestic Violence Victims | | | | Crimes Against Property | | | |
| Offense | Reported | Cleared | | Reported | Cleared | Adult | Juvenile |
| Murder | 0 | 0 | Arson | 0 | 0 | 0 | 0 |
| Aggravated Assault | 5 | 5 | Bribery | 0 | 0 | 0 | 0 |
| Simple Assault | 18 | 17 | Burglary | 4 | 1 | 2 | 0 |
| Intimidation | 3 | 2 | Counterfeiting/Forgery | 6 | 5 | 5 | 0 |
| Stalking | 0 | 0 | Destruction/Damage/Vandalism | 19 | 6 | 2 | 3 |
| Forcible Rape | 0 | 0 | Embezzlement | 2 | 2 | 1 | 1 |
| Forcible Sodomy | 0 | 0 | Extortion/Blackmail | 0 | 0 | 0 | 0 |
| Sexual Assault W/Object | 0 | 0 | Fraud - False Pretenses | 12 | 9 | 9 | 0 |
| Forcible Fondling | 0 | 0 | Fraud - Credit Card/ATM | 0 | 0 | 0 | 0 |
| Incest | 0 | 0 | Fraud - Impersonation | 1 | 1 | 1 | 0 |
| Statutory Rape | 0 | 0 | Fraud - Welfare | 0 | 0 | 0 | 0 |
| Kidnapping/Abduction | 0 | 0 | Fraud - Wire | 0 | 0 | 0 | 0 |
| Commercial Sex Acts | 0 | 0 | Fraud - Identity Theft | 0 | 0 | 0 | 0 |
| Involuntary Servitude | 0 | 0 | Fraud - Computer Hacking/Invasion | 0 | 0 | 0 | 0 |
| Total | 26 | 24 | Robbery | 0 | 0 | 0 | 0 |
| | | | Theft - Pocket-picking | 0 | 0 | 0 | 0 |
| | | | Theft - Purse Snatching | 0 | 0 | 0 | 0 |
| | | | Theft - Shoplifting | 15 | 13 | 13 | 0 |
| | | | Theft From Building | 9 | 1 | 1 | 0 |
| | | | Theft From Coin Machine | 0 | 0 | 0 | 0 |
| | | | Theft From Motor Vehicle | 5 | 0 | 0 | 0 |
| | | | Theft of Motor Vehicle Parts | 4 | 0 | 0 | 0 |
| | | | Theft - All Other Larceny | 6 | 0 | 0 | 0 |
| | | | Motor Vehicle Theft | 5 | 0 | 0 | 0 |
| | | | Stolen Property Offenses | 2 | 2 | 2 | 0 |
| Group B Arrests | | | | | | | |
| Offense | Adult | Juvenile | | | | | |
| Bad Checks | 1 | 0 | | | | | |
| Curfew/Vagrancy | 0 | 0 | | | | | |
| Disorderly Conduct | 6 | 0 | | | | | |
| DUI | 11 | 0 | | | | | |
| Drunkenness | 11 | 0 | | | | | |
| Family-Non Violent | 17 | 0 | | | | | |
| Liquor Law Violations | 1 | 0 | | | | | |
| Peeping Tom | 0 | 0 | | | | | |
| Runaway | 0 | 0 | | | | | |
| Trespass | 0 | 2 | | | | | |
| All Other Offenses | 224 | 0 | | | | | |
| Total Group B | 271 | 2 | | | | | |

(*) Offenses are counted using the FBI Units of Count for Crime

(**) The 'Arrests' column shows arrests made for incidents during the selected period, regardless of arrest date. Arrest counts for the same period may change over time.

This report is valid as of May 06, 2019 and is subject to change

Maynardville Police Department - NIBRS Agency Crime Overview - 2018

| Crimes Against Society | | | | |
|------------------------------------|------------|------------|------------|----------|
| Animal Cruelty | 1 | 1 | 1 | 0 |
| Drug/Narcotic Violations | 32 | 32 | 30 | 0 |
| Drug/Narcotic Equipment Violations | 23 | 23 | 14 | 0 |
| Gambling - Betting/Wagering | 0 | 0 | 0 | 0 |
| Gambling - Operating/Promoting | 0 | 0 | 0 | 0 |
| Gambling - Equipment Violations | 0 | 0 | 0 | 0 |
| Gambling - Sports Tampering | 0 | 0 | 0 | 0 |
| Pornography/Obscene Material | 0 | 0 | 0 | 0 |
| Prostitution | 0 | 0 | 0 | 0 |
| Prostitution Assisting/Promoting | 0 | 0 | 0 | 0 |
| Purchasing Prostitution | 0 | 0 | 0 | 0 |
| Weapon Law Violations | 4 | 4 | 3 | 0 |
| Total Group A Offenses | 185 | 130 | 113 | 4 |

(*) Offenses are counted using the FBI Units of Count for Crime

(**) The 'Arrests' column shows arrests made for incidents during the selected period, regardless of arrest date. Arrest counts for the same period may change over time.

McEwen Police Department - NIBRS Agency Crime Overview - 2018

| 2017 Population Estimate | | 1,725 | | Offenses (*) | | Arrests (**) | | | |
|---------------------------------------|------------|----------------------------------|-----------------------------------|--------------------------------|---------|--------------|----------|---|---|
| | | | | Reported | Cleared | Adult | Juvenile | | |
| Offense Overview | | | | Group A Offenses | | | | | |
| Crimes Against Persons | | | | Crimes Against Persons | | | | | |
| Offense Total | 124 | Murder | 0 | 0 | 0 | 0 | | | |
| Number Cleared | 79 | Negligent Manslaughter | 0 | 0 | 0 | 0 | | | |
| Percent Cleared | 63.71 % | Negligent Vehicular Manslaughter | 0 | 0 | 0 | 0 | | | |
| Group A Crimes per 100,000 population | 7,188.4 | Kidnapping/Abduction | 0 | 0 | 0 | 0 | | | |
| | | Forcible Rape | 0 | 0 | 0 | 0 | | | |
| | | Forcible Sodomy | 0 | 0 | 0 | 0 | | | |
| | | Sexual Assault W/Object | 0 | 0 | 0 | 0 | | | |
| | | Forcible Fondling | 0 | 0 | 0 | 0 | | | |
| | | Incest | 0 | 0 | 0 | 0 | | | |
| | | Statutory Rape | 0 | 0 | 0 | 0 | | | |
| | | Aggravated Assault | 3 | 2 | 2 | 0 | | | |
| | | Simple Assault | 11 | 10 | 10 | 0 | | | |
| | | Intimidation | 1 | 0 | 0 | 0 | | | |
| | | Stalking | 2 | 2 | 1 | 0 | | | |
| | | Commercial Sex Acts | 0 | 0 | 0 | 0 | | | |
| | | Involuntary Servitude | 0 | 0 | 0 | 0 | | | |
| Arrest Overview | | | | Crimes Against Property | | | | | |
| Domestic Violence Victims | | | | Crimes Against Property | | | | | |
| Offense | | Reported | Cleared | | | | | | |
| Murder | 0 | 0 | Arson | | | | 0 | 0 | |
| Aggravated Assault | 2 | 2 | Bribery | | | | 0 | 0 | |
| Simple Assault | 10 | 10 | Burglary | | | | 10 | 5 | |
| Intimidation | 1 | 0 | Counterfeiting/Forgery | | | | 5 | 2 | |
| Stalking | 0 | 0 | Destruction/Damage/Vandalism | | | | 10 | 4 | |
| Forcible Rape | 0 | 0 | Embezzlement | | | | 0 | 0 | |
| Forcible Sodomy | 0 | 0 | Extortion/Blackmail | | | | 0 | 0 | |
| Sexual Assault W/Object | 0 | 0 | Fraud - False Pretenses | | | | 6 | 2 | |
| Forcible Fondling | 0 | 0 | Fraud - Credit Card/ATM | | | | 4 | 4 | |
| Incest | 0 | 0 | Fraud - Impersonation | | | | 1 | 1 | |
| Statutory Rape | 0 | 0 | Fraud - Welfare | | | | 0 | 0 | |
| Kidnapping/Abduction | 0 | 0 | Fraud - Wire | | | | 0 | 0 | |
| Commercial Sex Acts | 0 | 0 | Fraud - Identity Theft | | | | 0 | 0 | |
| Involuntary Servitude | 0 | 0 | Fraud - Computer Hacking/Invasion | | | | 0 | 0 | |
| Total | 13 | 12 | Robbery | | | | 0 | 0 | |
| Group B Arrests | | | | Theft - Pocket-picking | | | | 0 | 0 |
| Offense | | Adult | Juvenile | Theft - Purse Snatching | | | | 0 | 0 |
| Bad Checks | 9 | 0 | Theft - Shoplifting | | | | 3 | 2 | |
| Curfew/Vagrancy | 0 | 0 | Theft From Building | | | | 6 | 1 | |
| Disorderly Conduct | 2 | 0 | Theft From Coin Machine | | | | 0 | 0 | |
| DUI | 5 | 0 | Theft From Motor Vehicle | | | | 3 | 1 | |
| Drunkenness | 3 | 0 | Theft of Motor Vehicle Parts | | | | 0 | 0 | |
| Family-Non Violent | 1 | 0 | Theft - All Other Larceny | | | | 11 | 3 | |
| Liquor Law Violations | 0 | 0 | Motor Vehicle Theft | | | | 5 | 1 | |
| Peeping Tom | 0 | 0 | Stolen Property Offenses | | | | 1 | 0 | |
| Runaway | 0 | 0 | | | | | | | |
| Trespass | 2 | 0 | | | | | | | |
| All Other Offenses | 79 | 0 | | | | | | | |
| Total Group B | 101 | 0 | | | | | | | |

(*) Offenses are counted using the FBI Units of Count for Crime

(**) The 'Arrests' column shows arrests made for incidents during the selected period, regardless of arrest date. Arrest counts for the same period may change over time.

This report is valid as of May 06, 2019 and is subject to change

McEwen Police Department - NIBRS Agency Crime Overview - 2018

| Crimes Against Society | | | | |
|------------------------------------|------------|-----------|-----------|----------|
| Animal Cruelty | 0 | 0 | 0 | 0 |
| Drug/Narcotic Violations | 18 | 18 | 25 | 0 |
| Drug/Narcotic Equipment Violations | 23 | 20 | 11 | 0 |
| Gambling - Betting/Wagering | 0 | 0 | 0 | 0 |
| Gambling - Operating/Promoting | 0 | 0 | 0 | 0 |
| Gambling - Equipment Violations | 0 | 0 | 0 | 0 |
| Gambling - Sports Tampering | 0 | 0 | 0 | 0 |
| Pornography/Obscene Material | 0 | 0 | 0 | 0 |
| Prostitution | 0 | 0 | 0 | 0 |
| Prostitution Assisting/Promoting | 0 | 0 | 0 | 0 |
| Purchasing Prostitution | 0 | 0 | 0 | 0 |
| Weapon Law Violations | 1 | 1 | 0 | 0 |
| Total Group A Offenses | 124 | 79 | 71 | 9 |

(*) Offenses are counted using the FBI Units of Count for Crime

(**) The 'Arrests' column shows arrests made for incidents during the selected period, regardless of arrest date. Arrest counts for the same period may change over time.

McKenzie Police Department - NIBRS Agency Crime Overview - 2018

| 2017 Population Estimate | | 5,375 | | Offenses (*) | | Arrests (**) | | |
|---------------------------------------|--|-----------------|-----------------|-----------------------------------|---------|--------------|----------|---|
| Offense Overview | | | | Reported | Cleared | Adult | Juvenile | |
| Offense Total | | 244 | | Group A Offenses | | | | |
| Number Cleared | | 158 | | Crimes Against Persons | | | | |
| Percent Cleared | | 64.75 % | | Murder | 0 | 0 | 0 | 0 |
| Group A Crimes per 100,000 population | | 4,539.5 | | Negligent Manslaughter | 0 | 0 | 0 | 0 |
| | | | | Negligent Vehicular Manslaughter | 0 | 0 | 0 | 0 |
| | | | | Kidnapping/Abduction | 3 | 3 | 1 | 0 |
| | | | | Forcible Rape | 0 | 0 | 0 | 0 |
| | | | | Forcible Sodomy | 1 | 1 | 0 | 1 |
| | | | | Sexual Assault W/Object | 0 | 0 | 0 | 0 |
| Arrest Overview | | | | Forcible Fondling | 0 | 0 | 0 | 0 |
| Total Arrests | | 213 | | Incest | 0 | 0 | 0 | 0 |
| Adult Arrests | | 198 | | Statutory Rape | 0 | 0 | 0 | 0 |
| Juvenile Arrests | | 15 | | Aggravated Assault | 7 | 6 | 5 | 0 |
| Unknown Age | | 0 | | Simple Assault | 48 | 43 | 35 | 2 |
| Arrests per 100,000 population | | 3,962.8 | | Intimidation | 12 | 12 | 9 | 0 |
| | | | | Stalking | 0 | 0 | 0 | 0 |
| | | | | Commercial Sex Acts | 0 | 0 | 0 | 0 |
| Average number offenses/incident | | 1.17 | | Involuntary Servitude | 0 | 0 | 0 | 0 |
| Domestic Violence Victims | | | | Crimes Against Property | | | | |
| Offense | | Reported | Cleared | Arson | 0 | 0 | 0 | 0 |
| Murder | | 0 | 0 | Bribery | 0 | 0 | 0 | 0 |
| Aggravated Assault | | 3 | 3 | Burglary | 19 | 5 | 6 | 0 |
| Simple Assault | | 32 | 30 | Counterfeiting/Forgery | 10 | 0 | 0 | 0 |
| Intimidation | | 3 | 3 | Destruction/Damage/Vandalism | 16 | 4 | 4 | 0 |
| Stalking | | 0 | 0 | Embezzlement | 2 | 2 | 3 | 0 |
| Forcible Rape | | 0 | 0 | Extortion/Blackmail | 1 | 0 | 0 | 0 |
| Forcible Sodomy | | 0 | 0 | Fraud - False Pretenses | 2 | 1 | 1 | 0 |
| Sexual Assault W/Object | | 0 | 0 | Fraud - Credit Card/ATM | 2 | 0 | 0 | 0 |
| Forcible Fondling | | 0 | 0 | Fraud - Impersonation | 0 | 0 | 0 | 0 |
| Incest | | 0 | 0 | Fraud - Welfare | 0 | 0 | 0 | 0 |
| Statutory Rape | | 0 | 0 | Fraud - Wire | 0 | 0 | 0 | 0 |
| Kidnapping/Abduction | | 0 | 0 | Fraud - Identity Theft | 0 | 0 | 0 | 0 |
| Commercial Sex Acts | | 0 | 0 | Fraud - Computer Hacking/Invasion | 0 | 0 | 0 | 0 |
| Involuntary Servitude | | 0 | 0 | Robbery | 0 | 0 | 0 | 0 |
| Total | | 38 | 36 | Theft - Pocket-picking | 0 | 0 | 0 | 0 |
| Group B Arrests | | | | Theft - Purse Snatching | 1 | 0 | 0 | 0 |
| Offense | | Adult | Juvenile | Theft - Shoplifting | 10 | 7 | 6 | 2 |
| Bad Checks | | 0 | 0 | Theft From Building | 9 | 4 | 4 | 0 |
| Curfew/Vagrancy | | 0 | 0 | Theft From Coin Machine | 2 | 0 | 0 | 0 |
| Disorderly Conduct | | 7 | 0 | Theft From Motor Vehicle | 15 | 4 | 5 | 0 |
| DUI | | 18 | 0 | Theft of Motor Vehicle Parts | 2 | 0 | 0 | 0 |
| Drunkenness | | 14 | 1 | Theft - All Other Larceny | 18 | 4 | 3 | 1 |
| Family-Non Violent | | 0 | 1 | Motor Vehicle Theft | 2 | 1 | 1 | 0 |
| Liquor Law Violations | | 2 | 0 | Stolen Property Offenses | 0 | 0 | 0 | 0 |
| Peeping Tom | | 0 | 0 | | | | | |
| Runaway | | 0 | 0 | | | | | |
| Trespass | | 11 | 1 | | | | | |
| All Other Offenses | | 12 | 2 | | | | | |
| Total Group B | | 64 | 5 | | | | | |

(*) Offenses are counted using the FBI Units of Count for Crime

(**) The 'Arrests' column shows arrests made for incidents during the selected period, regardless of arrest date. Arrest counts for the same period may change over time.

McKenzie Police Department - NIBRS Agency Crime Overview - 2018

| Crimes Against Society | | | | |
|------------------------------------|------------|------------|------------|-----------|
| Animal Cruelty | 0 | 0 | 0 | 0 |
| Drug/Narcotic Violations | 39 | 39 | 42 | 4 |
| Drug/Narcotic Equipment Violations | 22 | 21 | 8 | 0 |
| Gambling - Betting/Wagering | 0 | 0 | 0 | 0 |
| Gambling - Operating/Promoting | 0 | 0 | 0 | 0 |
| Gambling - Equipment Violations | 0 | 0 | 0 | 0 |
| Gambling - Sports Tampering | 0 | 0 | 0 | 0 |
| Pornography/Obscene Material | 0 | 0 | 0 | 0 |
| Prostitution | 0 | 0 | 0 | 0 |
| Prostitution Assisting/Promoting | 0 | 0 | 0 | 0 |
| Purchasing Prostitution | 0 | 0 | 0 | 0 |
| Weapon Law Violations | 1 | 1 | 1 | 0 |
| Total Group A Offenses | 244 | 158 | 134 | 10 |

(*) Offenses are counted using the FBI Units of Count for Crime

(**) The 'Arrests' column shows arrests made for incidents during the selected period, regardless of arrest date. Arrest counts for the same period may change over time.

McMinnville Police Department - NIBRS Agency Crime Overview - 2018

| 2017 Population Estimate | | 13,662 | | Offenses (*) | | Arrests (**) | |
|---------------------------------------|------------|----------------------------------|-----------------------------------|-------------------------|---------|--------------|----------|
| Offense Overview | | Group A Offenses | | Reported | Cleared | Adult | Juvenile |
| | | Crimes Against Persons | | | | | |
| Offense Total | 1,397 | Murder | | 1 | 1 | 1 | 0 |
| Number Cleared | 817 | Negligent Manslaughter | | 0 | 0 | 0 | 0 |
| Percent Cleared | 58.48 % | Negligent Vehicular Manslaughter | | 0 | 0 | 0 | 0 |
| Group A Crimes per 100,000 population | 10,225.4 | Kidnapping/Abduction | | 6 | 4 | 0 | 0 |
| | | Forcible Rape | | 10 | 3 | 0 | 0 |
| | | Forcible Sodomy | | 1 | 0 | 0 | 0 |
| | | Sexual Assault W/Object | | 1 | 0 | 0 | 0 |
| | | Forcible Fondling | | 6 | 1 | 0 | 0 |
| | | Incest | | 0 | 0 | 0 | 0 |
| | | Statutory Rape | | 0 | 0 | 0 | 0 |
| | | Aggravated Assault | | 65 | 48 | 43 | 0 |
| | | Simple Assault | | 246 | 205 | 154 | 9 |
| | | Intimidation | | 18 | 10 | 4 | 0 |
| | | Stalking | | 4 | 3 | 2 | 0 |
| | | Commercial Sex Acts | | 0 | 0 | 0 | 0 |
| | | Involuntary Servitude | | 0 | 0 | 0 | 0 |
| | | Average number offenses/incident | 1.12 | | | | |
| Domestic Violence Victims | | | | Crimes Against Property | | | |
| Offense | Reported | Cleared | | | | | |
| Murder | 0 | 0 | Arson | 3 | 0 | 0 | 0 |
| Aggravated Assault | 42 | 35 | Bribery | 0 | 0 | 0 | 0 |
| Simple Assault | 196 | 175 | Burglary | 102 | 15 | 12 | 0 |
| Intimidation | 1 | 1 | Counterfeiting/Forgery | 30 | 9 | 10 | 0 |
| Stalking | 2 | 1 | Destruction/Damage/Vandalism | 88 | 20 | 6 | 2 |
| Forcible Rape | 2 | 0 | Embezzlement | 2 | 1 | 1 | 0 |
| Forcible Sodomy | 0 | 0 | Extortion/Blackmail | 0 | 0 | 0 | 0 |
| Sexual Assault W/Object | 0 | 0 | Fraud - False Pretenses | 15 | 2 | 1 | 0 |
| Forcible Fondling | 3 | 0 | Fraud - Credit Card/ATM | 26 | 6 | 4 | 0 |
| Incest | 0 | 0 | Fraud - Impersonation | 25 | 20 | 19 | 1 |
| Statutory Rape | 0 | 0 | Fraud - Welfare | 0 | 0 | 0 | 0 |
| Kidnapping/Abduction | 1 | 1 | Fraud - Wire | 0 | 0 | 0 | 0 |
| Commercial Sex Acts | 0 | 0 | Fraud - Identity Theft | 0 | 0 | 0 | 0 |
| Involuntary Servitude | 0 | 0 | Fraud - Computer Hacking/Invasion | 0 | 0 | 0 | 0 |
| Total | 247 | 213 | Robbery | 8 | 3 | 4 | 0 |
| | | | Theft - Pocket-picking | 0 | 0 | 0 | 0 |
| | | | Theft - Purse Snatching | 0 | 0 | 0 | 0 |
| | | | Theft - Shoplifting | 115 | 83 | 87 | 4 |
| | | | Theft From Building | 86 | 24 | 8 | 3 |
| | | | Theft From Coin Machine | 0 | 0 | 0 | 0 |
| | | | Theft From Motor Vehicle | 40 | 0 | 0 | 0 |
| | | | Theft of Motor Vehicle Parts | 14 | 3 | 3 | 0 |
| | | | Theft - All Other Larceny | 86 | 14 | 7 | 0 |
| | | | Motor Vehicle Theft | 43 | 13 | 9 | 0 |
| | | | Stolen Property Offenses | 0 | 0 | 0 | 0 |
| Group B Arrests | | | | | | | |
| Offense | Adult | Juvenile | | | | | |
| Bad Checks | 1 | 0 | | | | | |
| Curfew/Vagrancy | 0 | 1 | | | | | |
| Disorderly Conduct | 6 | 0 | | | | | |
| DUI | 124 | 2 | | | | | |
| Drunkenness | 54 | 1 | | | | | |
| Family-Non Violent | 0 | 0 | | | | | |
| Liquor Law Violations | 3 | 0 | | | | | |
| Peeping Tom | 0 | 0 | | | | | |
| Runaway | 0 | 0 | | | | | |
| Trespass | 7 | 0 | | | | | |
| All Other Offenses | 124 | 12 | | | | | |
| Total Group B | 319 | 16 | | | | | |

(*) Offenses are counted using the FBI Units of Count for Crime

(**) The 'Arrests' column shows arrests made for incidents during the selected period, regardless of arrest date. Arrest counts for the same period may change over time.

This report is valid as of May 06, 2019 and is subject to change

McMinnville Police Department - NIBRS Agency Crime Overview - 2018

| Crimes Against Society | | | | |
|------------------------------------|--------------|------------|------------|-----------|
| Animal Cruelty | 2 | 1 | 0 | 0 |
| Drug/Narcotic Violations | 240 | 222 | 239 | 7 |
| Drug/Narcotic Equipment Violations | 99 | 92 | 21 | 2 |
| Gambling - Betting/Wagering | 0 | 0 | 0 | 0 |
| Gambling - Operating/Promoting | 0 | 0 | 0 | 0 |
| Gambling - Equipment Violations | 0 | 0 | 0 | 0 |
| Gambling - Sports Tampering | 0 | 0 | 0 | 0 |
| Pornography/Obscene Material | 0 | 0 | 0 | 0 |
| Prostitution | 0 | 0 | 0 | 0 |
| Prostitution Assisting/Promoting | 0 | 0 | 0 | 0 |
| Purchasing Prostitution | 0 | 0 | 0 | 0 |
| Weapon Law Violations | 15 | 14 | 7 | 0 |
| Total Group A Offenses | 1,397 | 817 | 642 | 28 |

(*) Offenses are counted using the FBI Units of Count for Crime

(**) The 'Arrests' column shows arrests made for incidents during the selected period, regardless of arrest date. Arrest counts for the same period may change over time.

Medina Police Department - NIBRS Agency Crime Overview - 2018

| 2017 Population Estimate | 4,215 | Offenses (*) | | Arrests (**) | | |
|---------------------------------------|-----------------|----------------------------------|-----------------------------------|--------------|----------|---|
| | | Reported | Cleared | Adult | Juvenile | |
| Offense Overview | | Group A Offenses | | | | |
| | | Crimes Against Persons | | | | |
| Offense Total | 124 | Murder | 0 | 0 | 0 | 0 |
| Number Cleared | 33 | Negligent Manslaughter | 0 | 0 | 0 | 0 |
| Percent Cleared | 26.61 % | Negligent Vehicular Manslaughter | 0 | 0 | 0 | 0 |
| Group A Crimes per 100,000 population | 2,941.9 | Kidnapping/Abduction | 0 | 0 | 0 | 0 |
| | | Forcible Rape | 3 | 0 | 0 | 0 |
| | | Forcible Sodomy | 0 | 0 | 0 | 0 |
| | | Sexual Assault W/Object | 0 | 0 | 0 | 0 |
| Arrest Overview | | Forcible Fondling | 0 | 0 | 0 | 0 |
| Total Arrests | 39 | Incest | 0 | 0 | 0 | 0 |
| Adult Arrests | 35 | Statutory Rape | 0 | 0 | 0 | 0 |
| Juvenile Arrests | 4 | Aggravated Assault | 8 | 3 | 3 | 0 |
| Unknown Age | 0 | Simple Assault | 23 | 9 | 8 | 1 |
| Arrests per 100,000 population | 925.3 | Intimidation | 22 | 2 | 2 | 0 |
| | | Stalking | 1 | 1 | 1 | 0 |
| | | Commercial Sex Acts | 0 | 0 | 0 | 0 |
| Average number offenses/incident | 1.14 | Involuntary Servitude | 0 | 0 | 0 | 0 |
| | | Crimes Against Property | | | | |
| Domestic Violence Victims | | Arson | 0 | 0 | 0 | 0 |
| Offense | Reported | Cleared | Bribery | 0 | 0 | 0 |
| Murder | 0 | 0 | Burglary | 10 | 1 | 1 |
| Aggravated Assault | 7 | 3 | Counterfeiting/Forgery | 1 | 0 | 0 |
| Simple Assault | 17 | 7 | Destruction/Damage/Vandalism | 19 | 2 | 0 |
| Intimidation | 15 | 0 | Embezzlement | 0 | 0 | 0 |
| Stalking | 0 | 0 | Extortion/Blackmail | 0 | 0 | 0 |
| Forcible Rape | 1 | 0 | Fraud - False Pretenses | 2 | 0 | 0 |
| Forcible Sodomy | 0 | 0 | Fraud - Credit Card/ATM | 1 | 0 | 0 |
| Sexual Assault W/Object | 0 | 0 | Fraud - Impersonation | 0 | 0 | 0 |
| Forcible Fondling | 0 | 0 | Fraud - Welfare | 0 | 0 | 0 |
| Incest | 0 | 0 | Fraud - Wire | 0 | 0 | 0 |
| Statutory Rape | 0 | 0 | Fraud - Identity Theft | 1 | 0 | 0 |
| Kidnapping/Abduction | 0 | 0 | Fraud - Computer Hacking/Invasion | 1 | 0 | 0 |
| Commercial Sex Acts | 0 | 0 | Robbery | 0 | 0 | 0 |
| Involuntary Servitude | 0 | 0 | Theft - Pocket-picking | 0 | 0 | 0 |
| Total | 40 | 10 | Theft - Purse Snatching | 0 | 0 | 0 |
| | | | Theft - Shoplifting | 1 | 1 | 1 |
| Group B Arrests | | | Theft From Building | 2 | 0 | 0 |
| Offense | Adult | Juvenile | Theft From Coin Machine | 0 | 0 | 0 |
| Bad Checks | 0 | 0 | Theft From Motor Vehicle | 5 | 0 | 0 |
| Curfew/Vagrancy | 0 | 0 | Theft of Motor Vehicle Parts | 1 | 0 | 0 |
| Disorderly Conduct | 0 | 0 | Theft - All Other Larceny | 7 | 1 | 0 |
| DUI | 7 | 0 | Motor Vehicle Theft | 2 | 0 | 0 |
| Drunkenness | 0 | 0 | Stolen Property Offenses | 0 | 0 | 0 |
| Family-Non Violent | 0 | 0 | | | | |
| Liquor Law Violations | 0 | 0 | | | | |
| Peeping Tom | 0 | 0 | | | | |
| Runaway | 0 | 0 | | | | |
| Trespass | 0 | 0 | | | | |
| All Other Offenses | 2 | 0 | | | | |
| Total Group B | 9 | 0 | | | | |

(*) Offenses are counted using the FBI Units of Count for Crime

(**) The 'Arrests' column shows arrests made for incidents during the selected period, regardless of arrest date. Arrest counts for the same period may change over time.

This report is valid as of May 06, 2019 and is subject to change

Medina Police Department - NIBRS Agency Crime Overview - 2018

| Crimes Against Society | | | | |
|------------------------------------|------------|-----------|-----------|----------|
| Animal Cruelty | 0 | 0 | 0 | 0 |
| Drug/Narcotic Violations | 8 | 7 | 8 | 1 |
| Drug/Narcotic Equipment Violations | 6 | 6 | 2 | 0 |
| Gambling - Betting/Wagering | 0 | 0 | 0 | 0 |
| Gambling - Operating/Promoting | 0 | 0 | 0 | 0 |
| Gambling - Equipment Violations | 0 | 0 | 0 | 0 |
| Gambling - Sports Tampering | 0 | 0 | 0 | 0 |
| Pornography/Obscene Material | 0 | 0 | 0 | 0 |
| Prostitution | 0 | 0 | 0 | 0 |
| Prostitution Assisting/Promoting | 0 | 0 | 0 | 0 |
| Purchasing Prostitution | 0 | 0 | 0 | 0 |
| Weapon Law Violations | 0 | 0 | 0 | 0 |
| Total Group A Offenses | 124 | 33 | 26 | 4 |

(*) Offenses are counted using the FBI Units of Count for Crime

(**) The 'Arrests' column shows arrests made for incidents during the selected period, regardless of arrest date. Arrest counts for the same period may change over time.

Memphis Police Department - NIBRS Agency Crime Overview - 2018

| 2017 Population Estimate | | 652,236 | | Offenses (*) | | Arrests (**) | |
|---------------------------------------|-----------------|----------------------------------|-----------------------------------|--------------------------------|-----------|--------------|----------|
| | | | | Reported | Cleared | Adult | Juvenile |
| Offense Overview | | | | Group A Offenses | | | |
| Crimes Against Persons | | | | Crimes Against Property | | | |
| Offense Total | 105,258 | Murder | 186 | 73 | 67 | 18 | |
| Number Cleared | 24,768 | Negligent Manslaughter | 5 | 5 | 5 | 1 | |
| Percent Cleared | 23.53 % | Negligent Vehicular Manslaughter | 1 | 1 | 1 | 0 | |
| Group A Crimes per 100,000 population | 16,138.0 | Kidnapping/Abduction | 579 | 176 | 89 | 12 | |
| | | Forcible Rape | 400 | 95 | 67 | 16 | |
| | | Forcible Sodomy | 86 | 24 | 4 | 4 | |
| | | Sexual Assault W/Object | 22 | 4 | 1 | 0 | |
| | | Forcible Fondling | 372 | 90 | 54 | 18 | |
| | | Incest | 0 | 0 | 0 | 0 | |
| | | Statutory Rape | 48 | 20 | 26 | 0 | |
| | | Aggravated Assault | 9,068 | 2,466 | 1,504 | 151 | |
| | | Simple Assault | 16,907 | 6,370 | 3,727 | 980 | |
| | | Intimidation | 8,367 | 1,844 | 61 | 18 | |
| | | Stalking | 456 | 54 | 34 | 0 | |
| | | Commercial Sex Acts | 15 | 2 | 0 | 0 | |
| | | Involuntary Servitude | 0 | 0 | 0 | 0 | |
| | | Average number offenses/incident | 1.14 | | | | |
| Domestic Violence Victims | | | | Crimes Against Property | | | |
| Offense | Reported | Cleared | Arson | 288 | 13 | 4 | 3 |
| Murder | 18 | 15 | Bribery | 3 | 2 | 2 | 0 |
| Aggravated Assault | 2,134 | 873 | Burglary | 8,305 | 570 | 447 | 185 |
| Simple Assault | 10,405 | 3,903 | Counterfeiting/Forgery | 871 | 90 | 125 | 4 |
| Intimidation | 2,627 | 311 | Destruction/Damage/Vandalism | 12,063 | 1,790 | 206 | 131 |
| Stalking | 331 | 34 | Embezzlement | 548 | 213 | 122 | 1 |
| Forcible Rape | 113 | 35 | Extortion/Blackmail | 51 | 5 | 0 | 0 |
| Forcible Sodomy | 28 | 11 | Fraud - False Pretenses | 1,158 | 111 | 62 | 3 |
| Sexual Assault W/Object | 8 | 2 | Fraud - Credit Card/ATM | 1,350 | 53 | 23 | 1 |
| Forcible Fondling | 87 | 22 | Fraud - Impersonation | 468 | 96 | 102 | 3 |
| Incest | 0 | 0 | Fraud - Welfare | 2 | 0 | 0 | 0 |
| Statutory Rape | 18 | 8 | Fraud - Wire | 44 | 1 | 0 | 0 |
| Kidnapping/Abduction | 429 | 123 | Fraud - Identity Theft | 464 | 19 | 1 | 0 |
| Commercial Sex Acts | 0 | 0 | Fraud - Computer Hacking/Invasion | 7 | 0 | 0 | 0 |
| Involuntary Servitude | 0 | 0 | Robbery | 3,076 | 583 | 410 | 247 |
| Total | 16,198 | 5,337 | Theft - Pocket-picking | 138 | 5 | 35 | 10 |
| | | | Theft - Purse Snatching | 99 | 10 | 5 | 0 |
| | | | Theft - Shoplifting | 10,166 | 2,525 | 2,542 | 470 |
| | | | Theft From Building | 3,636 | 435 | 84 | 36 |
| | | | Theft From Coin Machine | 15 | 0 | 0 | 0 |
| | | | Theft From Motor Vehicle | 7,784 | 313 | 167 | 84 |
| | | | Theft of Motor Vehicle Parts | 3,013 | 61 | 24 | 9 |
| | | | Theft - All Other Larceny | 4,377 | 438 | 230 | 46 |
| | | | Motor Vehicle Theft | 4,532 | 614 | 439 | 266 |
| | | | Stolen Property Offenses | 167 | 137 | 348 | 46 |
| Group B Arrests | | | | | | | |
| Offense | Adult | Juvenile | | | | | |
| Bad Checks | 5 | 0 | | | | | |
| Curfew/Vagrancy | 2 | 163 | | | | | |
| Disorderly Conduct | 800 | 149 | | | | | |
| DUI | 502 | 2 | | | | | |
| Drunkenness | 156 | 4 | | | | | |
| Family-Non Violent | 10 | 1 | | | | | |
| Liquor Law Violations | 353 | 3 | | | | | |
| Peeping Tom | 0 | 0 | | | | | |
| Runaway | 0 | 0 | | | | | |
| Trespass | 1,231 | 134 | | | | | |
| All Other Offenses | 9,513 | 192 | | | | | |
| Total Group B | 12,572 | 648 | | | | | |

(*) Offenses are counted using the FBI Units of Count for Crime

(**) The 'Arrests' column shows arrests made for incidents during the selected period, regardless of arrest date. Arrest counts for the same period may change over time.

This report is valid as of May 06, 2019 and is subject to change

Memphis Police Department - NIBRS Agency Crime Overview - 2018

| Crimes Against Society | | | | |
|------------------------------------|----------------|---------------|---------------|--------------|
| Animal Cruelty | 50 | 9 | 2 | 0 |
| Drug/Narcotic Violations | 3,323 | 3,031 | 3,080 | 237 |
| Drug/Narcotic Equipment Violations | 1,166 | 1,066 | 206 | 7 |
| Gambling - Betting/Wagering | 9 | 9 | 17 | 2 |
| Gambling - Operating/Promoting | 0 | 0 | 0 | 0 |
| Gambling - Equipment Violations | 1 | 1 | 1 | 0 |
| Gambling - Sports Tampering | 0 | 0 | 0 | 0 |
| Pornography/Obscene Material | 167 | 60 | 16 | 36 |
| Prostitution | 117 | 116 | 126 | 0 |
| Prostitution Assisting/Promoting | 2 | 1 | 2 | 0 |
| Purchasing Prostitution | 9 | 9 | 0 | 0 |
| Weapon Law Violations | 1,277 | 1,158 | 485 | 100 |
| Total Group A Offenses | 105,258 | 24,768 | 14,953 | 3,145 |

(*) Offenses are counted using the FBI Units of Count for Crime

(**) The 'Arrests' column shows arrests made for incidents during the selected period, regardless of arrest date. Arrest counts for the same period may change over time.

Middleton Police Department - NIBRS Agency Crime Overview - 2018

| 2017 Population Estimate | | 644 | | Offenses (*) | | Arrests (**) | |
|---------------------------------------|----------|----------------------------------|-----------------------------------|-------------------------|---------|--------------|----------|
| Offense Overview | | Crimes Against Persons | | Reported | Cleared | Adult | Juvenile |
| Offense Total | 10 | Murder | | 0 | 0 | 0 | 0 |
| Number Cleared | 5 | Negligent Manslaughter | | 0 | 0 | 0 | 0 |
| Percent Cleared | 50.00 % | Negligent Vehicular Manslaughter | | 0 | 0 | 0 | 0 |
| Group A Crimes per 100,000 population | 1,552.8 | Kidnapping/Abduction | | 0 | 0 | 0 | 0 |
| | | Forcible Rape | | 0 | 0 | 0 | 0 |
| | | Forcible Sodomy | | 0 | 0 | 0 | 0 |
| | | Sexual Assault W/Object | | 0 | 0 | 0 | 0 |
| | | Forcible Fondling | | 0 | 0 | 0 | 0 |
| | | Incest | | 0 | 0 | 0 | 0 |
| | | Statutory Rape | | 0 | 0 | 0 | 0 |
| | | Aggravated Assault | | 0 | 0 | 0 | 0 |
| | | Simple Assault | | 3 | 3 | 3 | 0 |
| | | Intimidation | | 0 | 0 | 0 | 0 |
| | | Stalking | | 0 | 0 | 0 | 0 |
| | | Commercial Sex Acts | | 0 | 0 | 0 | 0 |
| | | Involuntary Servitude | | 0 | 0 | 0 | 0 |
| | | Average number offenses/incident | 1.11 | | | | |
| Domestic Violence Victims | | | | Crimes Against Property | | | |
| Offense | Reported | Cleared | | Reported | Cleared | Adult | Juvenile |
| Murder | 0 | 0 | Arson | 0 | 0 | 0 | 0 |
| Aggravated Assault | 0 | 0 | Bribery | 0 | 0 | 0 | 0 |
| Simple Assault | 1 | 1 | Burglary | 0 | 0 | 0 | 0 |
| Intimidation | 0 | 0 | Counterfeiting/Forgery | 0 | 0 | 0 | 0 |
| Stalking | 0 | 0 | Destruction/Damage/Vandalism | 2 | 2 | 2 | 0 |
| Forcible Rape | 0 | 0 | Embezzlement | 0 | 0 | 0 | 0 |
| Forcible Sodomy | 0 | 0 | Extortion/Blackmail | 0 | 0 | 0 | 0 |
| Sexual Assault W/Object | 0 | 0 | Fraud - False Pretenses | 1 | 0 | 0 | 0 |
| Forcible Fondling | 0 | 0 | Fraud - Credit Card/ATM | 0 | 0 | 0 | 0 |
| Incest | 0 | 0 | Fraud - Impersonation | 0 | 0 | 0 | 0 |
| Statutory Rape | 0 | 0 | Fraud - Welfare | 0 | 0 | 0 | 0 |
| Kidnapping/Abduction | 0 | 0 | Fraud - Wire | 0 | 0 | 0 | 0 |
| Commercial Sex Acts | 0 | 0 | Fraud - Identity Theft | 0 | 0 | 0 | 0 |
| Involuntary Servitude | 0 | 0 | Fraud - Computer Hacking/Invasion | 0 | 0 | 0 | 0 |
| Total | 1 | 1 | Robbery | 0 | 0 | 0 | 0 |
| | | | Theft - Pocket-picking | 0 | 0 | 0 | 0 |
| | | | Theft - Purse Snatching | 0 | 0 | 0 | 0 |
| | | | Theft - Shoplifting | 0 | 0 | 0 | 0 |
| | | | Theft From Building | 0 | 0 | 0 | 0 |
| | | | Theft From Coin Machine | 0 | 0 | 0 | 0 |
| | | | Theft From Motor Vehicle | 1 | 0 | 0 | 0 |
| | | | Theft of Motor Vehicle Parts | 0 | 0 | 0 | 0 |
| | | | Theft - All Other Larceny | 2 | 0 | 0 | 0 |
| | | | Motor Vehicle Theft | 1 | 0 | 0 | 0 |
| | | | Stolen Property Offenses | 0 | 0 | 0 | 0 |
| Group B Arrests | | | | | | | |
| Offense | Adult | Juvenile | | | | | |
| Bad Checks | 0 | 0 | | | | | |
| Curfew/Vagrancy | 0 | 0 | | | | | |
| Disorderly Conduct | 0 | 0 | | | | | |
| DUI | 0 | 0 | | | | | |
| Drunkenness | 0 | 0 | | | | | |
| Family-Non Violent | 0 | 0 | | | | | |
| Liquor Law Violations | 0 | 0 | | | | | |
| Peeping Tom | 0 | 0 | | | | | |
| Runaway | 0 | 0 | | | | | |
| Trespass | 0 | 0 | | | | | |
| All Other Offenses | 0 | 0 | | | | | |
| Total Group B | 0 | 0 | | | | | |

(*) Offenses are counted using the FBI Units of Count for Crime

(**) The 'Arrests' column shows arrests made for incidents during the selected period, regardless of arrest date. Arrest counts for the same period may change over time.

This report is valid as of May 06, 2019 and is subject to change

Middleton Police Department - NIBRS Agency Crime Overview - 2018

| Crimes Against Society | | | | |
|------------------------------------|-----------|----------|----------|----------|
| Animal Cruelty | 0 | 0 | 0 | 0 |
| Drug/Narcotic Violations | 0 | 0 | 0 | 0 |
| Drug/Narcotic Equipment Violations | 0 | 0 | 0 | 0 |
| Gambling - Betting/Wagering | 0 | 0 | 0 | 0 |
| Gambling - Operating/Promoting | 0 | 0 | 0 | 0 |
| Gambling - Equipment Violations | 0 | 0 | 0 | 0 |
| Gambling - Sports Tampering | 0 | 0 | 0 | 0 |
| Pornography/Obscene Material | 0 | 0 | 0 | 0 |
| Prostitution | 0 | 0 | 0 | 0 |
| Prostitution Assisting/Promoting | 0 | 0 | 0 | 0 |
| Purchasing Prostitution | 0 | 0 | 0 | 0 |
| Weapon Law Violations | 0 | 0 | 0 | 0 |
| Total Group A Offenses | 10 | 5 | 5 | 0 |

Please go to <https://crimeinsight.tbi.tn.gov/> for additional 2018 data

(*) Offenses are counted using the FBI Units of Count for Crime

(**) The 'Arrests' column shows arrests made for incidents during the selected period, regardless of arrest date. Arrest counts for the same period may change over time.

Milan Police Department - NIBRS Agency Crime Overview - 2018

| 2017 Population Estimate | | 7,667 | | Offenses (*) | | Arrests (**) | |
|---------------------------------------|---------|-----------------------------------|-----------|--------------|---------|--------------|----------|
| Offense Overview | | Group A Offenses | | Reported | Cleared | Adult | Juvenile |
| | | Crimes Against Persons | | | | | |
| Offense Total | 656 | Murder | | 2 | 2 | 2 | 0 |
| Number Cleared | 336 | Negligent Manslaughter | | 0 | 0 | 0 | 0 |
| Percent Cleared | 51.22 % | Negligent Vehicular Manslaughter | | 0 | 0 | 0 | 0 |
| Group A Crimes per 100,000 population | 8,556.1 | Kidnapping/Abduction | | 0 | 0 | 0 | 0 |
| | | Forcible Rape | | 2 | 0 | 0 | 0 |
| | | Forcible Sodomy | | 0 | 0 | 0 | 0 |
| | | Sexual Assault W/Object | | 0 | 0 | 0 | 0 |
| | | Forcible Fondling | | 11 | 8 | 4 | 0 |
| | | Incest | | 0 | 0 | 0 | 0 |
| | | Statutory Rape | | 1 | 1 | 1 | 0 |
| | | Aggravated Assault | | 42 | 31 | 21 | 0 |
| | | Simple Assault | | 114 | 78 | 53 | 13 |
| | | Intimidation | | 20 | 13 | 7 | 4 |
| | | Stalking | | 9 | 4 | 3 | 0 |
| | | Commercial Sex Acts | | 0 | 0 | 0 | 0 |
| | | Involuntary Servitude | | 0 | 0 | 0 | 0 |
| | | Crimes Against Property | | | | | |
| | | Arson | | 1 | 0 | 0 | 0 |
| | | Bribery | | 0 | 0 | 0 | 0 |
| | | Burglary | | 63 | 14 | 8 | 0 |
| | | Counterfeiting/Forgery | | 15 | 2 | 0 | 0 |
| | | Destruction/Damage/Vandalism | | 80 | 13 | 1 | 0 |
| | | Embezzlement | | 3 | 3 | 3 | 0 |
| | | Extortion/Blackmail | | 0 | 0 | 0 | 0 |
| | | Fraud - False Pretenses | | 11 | 2 | 3 | 0 |
| | | Fraud - Credit Card/ATM | | 17 | 11 | 10 | 0 |
| | | Fraud - Impersonation | | 2 | 1 | 1 | 0 |
| | | Fraud - Welfare | | 0 | 0 | 0 | 0 |
| | | Fraud - Wire | | 3 | 0 | 0 | 0 |
| | | Fraud - Identity Theft | | 1 | 0 | 0 | 0 |
| | | Fraud - Computer Hacking/Invasion | | 1 | 0 | 0 | 0 |
| | | Robbery | | 3 | 3 | 1 | 2 |
| | | Theft - Pocket-picking | | 0 | 0 | 0 | 0 |
| | | Theft - Purse Snatching | | 0 | 0 | 0 | 0 |
| | | Theft - Shoplifting | | 29 | 16 | 20 | 0 |
| | | Theft From Building | | 38 | 4 | 3 | 0 |
| | | Theft From Coin Machine | | 0 | 0 | 0 | 0 |
| | | Theft From Motor Vehicle | | 21 | 9 | 1 | 0 |
| | | Theft of Motor Vehicle Parts | | 7 | 0 | 0 | 0 |
| | | Theft - All Other Larceny | | 34 | 6 | 3 | 0 |
| | | Motor Vehicle Theft | | 6 | 1 | 0 | 0 |
| | | Stolen Property Offenses | | 0 | 0 | 0 | 0 |
| Domestic Violence Victims | | | | | | | |
| Offense | | Reported | Cleared | | | | |
| Murder | | 1 | 1 | | | | |
| Aggravated Assault | | 14 | 9 | | | | |
| Simple Assault | | 71 | 56 | | | | |
| Intimidation | | 3 | 3 | | | | |
| Stalking | | 3 | 1 | | | | |
| Forcible Rape | | 0 | 0 | | | | |
| Forcible Sodomy | | 0 | 0 | | | | |
| Sexual Assault W/Object | | 0 | 0 | | | | |
| Forcible Fondling | | 4 | 4 | | | | |
| Incest | | 0 | 0 | | | | |
| Statutory Rape | | 0 | 0 | | | | |
| Kidnapping/Abduction | | 0 | 0 | | | | |
| Commercial Sex Acts | | 0 | 0 | | | | |
| Involuntary Servitude | | 0 | 0 | | | | |
| Total | | 96 | 74 | | | | |
| Group B Arrests | | | | | | | |
| Offense | | Adult | Juvenile | | | | |
| Bad Checks | | 5 | 0 | | | | |
| Curfew/Vagrancy | | 0 | 0 | | | | |
| Disorderly Conduct | | 2 | 8 | | | | |
| DUI | | 20 | 0 | | | | |
| Drunkenness | | 9 | 0 | | | | |
| Family-Non Violent | | 6 | 0 | | | | |
| Liquor Law Violations | | 0 | 0 | | | | |
| Peeping Tom | | 0 | 0 | | | | |
| Runaway | | 0 | 0 | | | | |
| Trespass | | 6 | 0 | | | | |
| All Other Offenses | | 208 | 2 | | | | |
| Total Group B | | 256 | 10 | | | | |

(*) Offenses are counted using the FBI Units of Count for Crime

(**) The 'Arrests' column shows arrests made for incidents during the selected period, regardless of arrest date. Arrest counts for the same period may change over time.

This report is valid as of May 06, 2019 and is subject to change

Milan Police Department - NIBRS Agency Crime Overview - 2018

| Crimes Against Society | | | | |
|------------------------------------|------------|------------|------------|-----------|
| Animal Cruelty | 2 | 1 | 1 | 0 |
| Drug/Narcotic Violations | 66 | 65 | 68 | 6 |
| Drug/Narcotic Equipment Violations | 35 | 34 | 6 | 0 |
| Gambling - Betting/Wagering | 0 | 0 | 0 | 0 |
| Gambling - Operating/Promoting | 0 | 0 | 0 | 0 |
| Gambling - Equipment Violations | 0 | 0 | 0 | 0 |
| Gambling - Sports Tampering | 0 | 0 | 0 | 0 |
| Pornography/Obscene Material | 0 | 0 | 0 | 0 |
| Prostitution | 1 | 0 | 0 | 0 |
| Prostitution Assisting/Promoting | 0 | 0 | 0 | 0 |
| Purchasing Prostitution | 0 | 0 | 0 | 0 |
| Weapon Law Violations | 16 | 14 | 4 | 1 |
| Total Group A Offenses | 656 | 336 | 224 | 26 |

(*) Offenses are counted using the FBI Units of Count for Crime

(**) The 'Arrests' column shows arrests made for incidents during the selected period, regardless of arrest date. Arrest counts for the same period may change over time.

Millersville Police Department - NIBRS Agency Crime Overview - 2018

| 2017 Population Estimate | | 6,854 | | Offenses (*) | | Arrests (**) | |
|---------------------------------------|------------|----------------------------------|-----------------------------------|-------------------------|---------|--------------|----------|
| Offense Overview | | Crimes Against Persons | | Reported | Cleared | Adult | Juvenile |
| Offense Total | 402 | Murder | | 0 | 0 | 0 | 0 |
| Number Cleared | 269 | Negligent Manslaughter | | 0 | 0 | 0 | 0 |
| Percent Cleared | 66.92 % | Negligent Vehicular Manslaughter | | 0 | 0 | 0 | 0 |
| Group A Crimes per 100,000 population | 5,865.2 | Kidnapping/Abduction | | 1 | 1 | 0 | 0 |
| | | Forcible Rape | | 2 | 0 | 0 | 0 |
| | | Forcible Sodomy | | 0 | 0 | 0 | 0 |
| | | Sexual Assault W/Object | | 0 | 0 | 0 | 0 |
| | | Forcible Fondling | | 7 | 2 | 2 | 0 |
| | | Incest | | 0 | 0 | 0 | 0 |
| | | Statutory Rape | | 3 | 0 | 0 | 0 |
| | | Aggravated Assault | | 18 | 12 | 8 | 0 |
| | | Simple Assault | | 29 | 20 | 17 | 1 |
| | | Intimidation | | 4 | 4 | 2 | 0 |
| | | Stalking | | 1 | 0 | 0 | 0 |
| | | Commercial Sex Acts | | 0 | 0 | 0 | 0 |
| | | Involuntary Servitude | | 0 | 0 | 0 | 0 |
| | | Average number offenses/incident | 1.36 | | | | |
| Domestic Violence Victims | | | | Crimes Against Property | | | |
| Offense | Reported | Cleared | | Reported | Cleared | Adult | Juvenile |
| Murder | 0 | 0 | Arson | 1 | 0 | 0 | 0 |
| Aggravated Assault | 11 | 9 | Bribery | 0 | 0 | 0 | 0 |
| Simple Assault | 24 | 17 | Burglary | 21 | 6 | 3 | 0 |
| Intimidation | 0 | 0 | Counterfeiting/Forgery | 6 | 1 | 0 | 0 |
| Stalking | 0 | 0 | Destruction/Damage/Vandalism | 23 | 4 | 2 | 0 |
| Forcible Rape | 0 | 0 | Embezzlement | 0 | 0 | 0 | 0 |
| Forcible Sodomy | 0 | 0 | Extortion/Blackmail | 0 | 0 | 0 | 0 |
| Sexual Assault W/Object | 0 | 0 | Fraud - False Pretenses | 3 | 1 | 1 | 0 |
| Forcible Fondling | 3 | 1 | Fraud - Credit Card/ATM | 3 | 1 | 1 | 0 |
| Incest | 0 | 0 | Fraud - Impersonation | 1 | 1 | 0 | 0 |
| Statutory Rape | 0 | 0 | Fraud - Welfare | 3 | 0 | 0 | 0 |
| Kidnapping/Abduction | 1 | 1 | Fraud - Wire | 1 | 0 | 0 | 0 |
| Commercial Sex Acts | 0 | 0 | Fraud - Identity Theft | 1 | 0 | 0 | 0 |
| Involuntary Servitude | 0 | 0 | Fraud - Computer Hacking/Invasion | 0 | 0 | 0 | 0 |
| Total | 39 | 28 | Robbery | 2 | 0 | 0 | 0 |
| | | | Theft - Pocket-picking | 0 | 0 | 0 | 0 |
| | | | Theft - Purse Snatching | 0 | 0 | 0 | 0 |
| | | | Theft - Shoplifting | 5 | 2 | 2 | 0 |
| | | | Theft From Building | 12 | 4 | 2 | 0 |
| | | | Theft From Coin Machine | 0 | 0 | 0 | 0 |
| | | | Theft From Motor Vehicle | 9 | 0 | 0 | 0 |
| | | | Theft of Motor Vehicle Parts | 0 | 0 | 0 | 0 |
| | | | Theft - All Other Larceny | 24 | 3 | 3 | 0 |
| | | | Motor Vehicle Theft | 14 | 4 | 4 | 0 |
| | | | Stolen Property Offenses | 1 | 1 | 1 | 0 |
| Group B Arrests | | | | | | | |
| Offense | Adult | Juvenile | | | | | |
| Bad Checks | 0 | 0 | | | | | |
| Curfew/Vagrancy | 0 | 0 | | | | | |
| Disorderly Conduct | 1 | 0 | | | | | |
| DUI | 76 | 0 | | | | | |
| Drunkenness | 10 | 0 | | | | | |
| Family-Non Violent | 2 | 0 | | | | | |
| Liquor Law Violations | 2 | 0 | | | | | |
| Peeping Tom | 0 | 0 | | | | | |
| Runaway | 0 | 0 | | | | | |
| Trespass | 2 | 0 | | | | | |
| All Other Offenses | 24 | 0 | | | | | |
| Total Group B | 117 | 0 | | | | | |

(*) Offenses are counted using the FBI Units of Count for Crime

(**) The 'Arrests' column shows arrests made for incidents during the selected period, regardless of arrest date. Arrest counts for the same period may change over time.

This report is valid as of May 06, 2019 and is subject to change

Millersville Police Department - NIBRS Agency Crime Overview - 2018

| Crimes Against Society | | | | |
|------------------------------------|------------|------------|------------|----------|
| Animal Cruelty | 0 | 0 | 0 | 0 |
| Drug/Narcotic Violations | 106 | 103 | 101 | 1 |
| Drug/Narcotic Equipment Violations | 80 | 79 | 24 | 0 |
| Gambling - Betting/Wagering | 0 | 0 | 0 | 0 |
| Gambling - Operating/Promoting | 0 | 0 | 0 | 0 |
| Gambling - Equipment Violations | 0 | 0 | 0 | 0 |
| Gambling - Sports Tampering | 0 | 0 | 0 | 0 |
| Pornography/Obscene Material | 0 | 0 | 0 | 0 |
| Prostitution | 14 | 14 | 12 | 0 |
| Prostitution Assisting/Promoting | 1 | 1 | 0 | 0 |
| Purchasing Prostitution | 1 | 1 | 1 | 0 |
| Weapon Law Violations | 5 | 4 | 1 | 0 |
| Total Group A Offenses | 402 | 269 | 187 | 2 |

(*) Offenses are counted using the FBI Units of Count for Crime

(**) The 'Arrests' column shows arrests made for incidents during the selected period, regardless of arrest date. Arrest counts for the same period may change over time.

Millington Police Department - NIBRS Agency Crime Overview - 2018

| 2017 Population Estimate | | 11,033 | | Offenses (*) | | Arrests (**) | |
|---------------------------------------|------------|----------------------------------|-----------------------------------|-------------------------|---------|--------------|----------|
| Offense Overview | | Crimes Against Persons | | Reported | Cleared | Adult | Juvenile |
| Offense Total | 1,601 | Murder | | 1 | 0 | 0 | 0 |
| Number Cleared | 632 | Negligent Manslaughter | | 0 | 0 | 0 | 0 |
| Percent Cleared | 39.48 % | Negligent Vehicular Manslaughter | | 0 | 0 | 0 | 0 |
| Group A Crimes per 100,000 population | 14,511.0 | Kidnapping/Abduction | | 2 | 1 | 1 | 0 |
| | | Forcible Rape | | 6 | 3 | 0 | 5 |
| | | Forcible Sodomy | | 0 | 0 | 0 | 0 |
| | | Sexual Assault W/Object | | 1 | 0 | 0 | 0 |
| | | Forcible Fondling | | 16 | 5 | 3 | 2 |
| | | Incest | | 0 | 0 | 0 | 0 |
| | | Statutory Rape | | 0 | 0 | 0 | 0 |
| | | Aggravated Assault | | 83 | 57 | 41 | 1 |
| | | Simple Assault | | 216 | 104 | 95 | 4 |
| | | Intimidation | | 89 | 22 | 16 | 1 |
| | | Stalking | | 6 | 1 | 1 | 0 |
| | | Commercial Sex Acts | | 0 | 0 | 0 | 0 |
| | | Involuntary Servitude | | 0 | 0 | 0 | 0 |
| | | Average number offenses/incident | 1.16 | | | | |
| Domestic Violence Victims | | | | Crimes Against Property | | | |
| Offense | Reported | Cleared | | Reported | Cleared | Adult | Juvenile |
| Murder | 0 | 0 | Arson | 4 | 3 | 0 | 2 |
| Aggravated Assault | 29 | 24 | Bribery | 0 | 0 | 0 | 0 |
| Simple Assault | 114 | 78 | Burglary | 90 | 11 | 10 | 1 |
| Intimidation | 24 | 15 | Counterfeiting/Forgery | 37 | 8 | 11 | 0 |
| Stalking | 0 | 0 | Destruction/Damage/Vandalism | 118 | 16 | 6 | 2 |
| Forcible Rape | 3 | 0 | Embezzlement | 20 | 11 | 12 | 0 |
| Forcible Sodomy | 0 | 0 | Extortion/Blackmail | 0 | 0 | 0 | 0 |
| Sexual Assault W/Object | 0 | 0 | Fraud - False Pretenses | 62 | 12 | 10 | 0 |
| Forcible Fondling | 3 | 0 | Fraud - Credit Card/ATM | 73 | 11 | 10 | 0 |
| Incest | 0 | 0 | Fraud - Impersonation | 7 | 4 | 3 | 0 |
| Statutory Rape | 0 | 0 | Fraud - Welfare | 0 | 0 | 0 | 0 |
| Kidnapping/Abduction | 2 | 1 | Fraud - Wire | 9 | 0 | 0 | 0 |
| Commercial Sex Acts | 0 | 0 | Fraud - Identity Theft | 6 | 1 | 0 | 0 |
| Involuntary Servitude | 0 | 0 | Fraud - Computer Hacking/Invasion | 0 | 0 | 0 | 0 |
| Total | 175 | 118 | Robbery | 12 | 4 | 4 | 0 |
| | | | Theft - Pocket-picking | 0 | 0 | 0 | 0 |
| | | | Theft - Purse Snatching | 0 | 0 | 0 | 0 |
| | | | Theft - Shoplifting | 186 | 101 | 113 | 6 |
| | | | Theft From Building | 109 | 15 | 12 | 0 |
| | | | Theft From Coin Machine | 1 | 1 | 1 | 0 |
| | | | Theft From Motor Vehicle | 83 | 6 | 6 | 0 |
| | | | Theft of Motor Vehicle Parts | 26 | 3 | 4 | 0 |
| | | | Theft - All Other Larceny | 60 | 7 | 6 | 3 |
| | | | Motor Vehicle Theft | 41 | 7 | 6 | 1 |
| | | | Stolen Property Offenses | 8 | 7 | 5 | 1 |
| Group B Arrests | | | | | | | |
| Offense | Adult | Juvenile | | | | | |
| Bad Checks | 1 | 0 | | | | | |
| Curfew/Vagrancy | 0 | 2 | | | | | |
| Disorderly Conduct | 7 | 2 | | | | | |
| DUI | 37 | 0 | | | | | |
| Drunkenness | 33 | 0 | | | | | |
| Family-Non Violent | 1 | 0 | | | | | |
| Liquor Law Violations | 2 | 1 | | | | | |
| Peeping Tom | 0 | 0 | | | | | |
| Runaway | 0 | 0 | | | | | |
| Trespass | 7 | 0 | | | | | |
| All Other Offenses | 310 | 0 | | | | | |
| Total Group B | 398 | 5 | | | | | |

(*) Offenses are counted using the FBI Units of Count for Crime

(**) The 'Arrests' column shows arrests made for incidents during the selected period, regardless of arrest date. Arrest counts for the same period may change over time.

This report is valid as of May 06, 2019 and is subject to change

Millington Police Department - NIBRS Agency Crime Overview - 2018

| Crimes Against Society | | | | |
|------------------------------------|--------------|------------|------------|-----------|
| Animal Cruelty | 2 | 2 | 2 | 0 |
| Drug/Narcotic Violations | 140 | 133 | 141 | 10 |
| Drug/Narcotic Equipment Violations | 68 | 65 | 11 | 0 |
| Gambling - Betting/Wagering | 0 | 0 | 0 | 0 |
| Gambling - Operating/Promoting | 0 | 0 | 0 | 0 |
| Gambling - Equipment Violations | 0 | 0 | 0 | 0 |
| Gambling - Sports Tampering | 0 | 0 | 0 | 0 |
| Pornography/Obscene Material | 6 | 1 | 0 | 0 |
| Prostitution | 0 | 0 | 0 | 0 |
| Prostitution Assisting/Promoting | 0 | 0 | 0 | 0 |
| Purchasing Prostitution | 0 | 0 | 0 | 0 |
| Weapon Law Violations | 13 | 10 | 5 | 0 |
| Total Group A Offenses | 1,601 | 632 | 535 | 39 |

(*) Offenses are counted using the FBI Units of Count for Crime

(**) The 'Arrests' column shows arrests made for incidents during the selected period, regardless of arrest date. Arrest counts for the same period may change over time.

Minor Hill Police Department - NIBRS Agency Crime Overview - 2018

| 2017 Population Estimate | | 520 | | Offenses (*) | | Arrests (**) | |
|---------------------------------------|----------|----------------------------------|-----------------------------------|-------------------------|---------|--------------|----------|
| Offense Overview | | Group A Offenses | | Reported | Cleared | Adult | Juvenile |
| | | Crimes Against Persons | | | | | |
| Offense Total | 8 | Murder | | 0 | 0 | 0 | 0 |
| Number Cleared | 6 | Negligent Manslaughter | | 0 | 0 | 0 | 0 |
| Percent Cleared | 75.00 % | Negligent Vehicular Manslaughter | | 0 | 0 | 0 | 0 |
| Group A Crimes per 100,000 population | 1,538.5 | Kidnapping/Abduction | | 0 | 0 | 0 | 0 |
| | | Forcible Rape | | 0 | 0 | 0 | 0 |
| | | Forcible Sodomy | | 0 | 0 | 0 | 0 |
| | | Sexual Assault W/Object | | 0 | 0 | 0 | 0 |
| | | Forcible Fondling | | 0 | 0 | 0 | 0 |
| | | Incest | | 0 | 0 | 0 | 0 |
| | | Statutory Rape | | 0 | 0 | 0 | 0 |
| | | Aggravated Assault | | 1 | 0 | 0 | 0 |
| | | Simple Assault | | 3 | 3 | 3 | 0 |
| | | Intimidation | | 0 | 0 | 0 | 0 |
| | | Stalking | | 0 | 0 | 0 | 0 |
| | | Commercial Sex Acts | | 0 | 0 | 0 | 0 |
| | | Involuntary Servitude | | 0 | 0 | 0 | 0 |
| | | Average number offenses/incident | 1.00 | | | | |
| Domestic Violence Victims | | | | Crimes Against Property | | | |
| Offense | Reported | Cleared | | | | | |
| Murder | 0 | 0 | Arson | 0 | 0 | 0 | 0 |
| Aggravated Assault | 1 | 0 | Bribery | 0 | 0 | 0 | 0 |
| Simple Assault | 2 | 2 | Burglary | 0 | 0 | 0 | 0 |
| Intimidation | 0 | 0 | Counterfeiting/Forgery | 0 | 0 | 0 | 0 |
| Stalking | 0 | 0 | Destruction/Damage/Vandalism | 0 | 0 | 0 | 0 |
| Forcible Rape | 0 | 0 | Embezzlement | 0 | 0 | 0 | 0 |
| Forcible Sodomy | 0 | 0 | Extortion/Blackmail | 0 | 0 | 0 | 0 |
| Sexual Assault W/Object | 0 | 0 | Fraud - False Pretenses | 0 | 0 | 0 | 0 |
| Forcible Fondling | 0 | 0 | Fraud - Credit Card/ATM | 0 | 0 | 0 | 0 |
| Incest | 0 | 0 | Fraud - Impersonation | 0 | 0 | 0 | 0 |
| Statutory Rape | 0 | 0 | Fraud - Welfare | 0 | 0 | 0 | 0 |
| Kidnapping/Abduction | 0 | 0 | Fraud - Wire | 0 | 0 | 0 | 0 |
| Commercial Sex Acts | 0 | 0 | Fraud - Identity Theft | 0 | 0 | 0 | 0 |
| Involuntary Servitude | 0 | 0 | Fraud - Computer Hacking/Invasion | 0 | 0 | 0 | 0 |
| Total | 3 | 2 | Robbery | 0 | 0 | 0 | 0 |
| | | | Theft - Pocket-picking | 0 | 0 | 0 | 0 |
| | | | Theft - Purse Snatching | 0 | 0 | 0 | 0 |
| | | | Theft - Shoplifting | 1 | 1 | 1 | 0 |
| | | | Theft From Building | 0 | 0 | 0 | 0 |
| | | | Theft From Coin Machine | 0 | 0 | 0 | 0 |
| | | | Theft From Motor Vehicle | 0 | 0 | 0 | 0 |
| | | | Theft of Motor Vehicle Parts | 0 | 0 | 0 | 0 |
| | | | Theft - All Other Larceny | 0 | 0 | 0 | 0 |
| | | | Motor Vehicle Theft | 1 | 0 | 0 | 0 |
| | | | Stolen Property Offenses | 0 | 0 | 0 | 0 |
| Group B Arrests | | | | | | | |
| Offense | Adult | Juvenile | | | | | |
| Bad Checks | 0 | 0 | | | | | |
| Curfew/Vagrancy | 0 | 0 | | | | | |
| Disorderly Conduct | 0 | 0 | | | | | |
| DUI | 0 | 0 | | | | | |
| Drunkenness | 0 | 0 | | | | | |
| Family-Non Violent | 0 | 0 | | | | | |
| Liquor Law Violations | 0 | 0 | | | | | |
| Peeping Tom | 0 | 0 | | | | | |
| Runaway | 0 | 0 | | | | | |
| Trespass | 0 | 0 | | | | | |
| All Other Offenses | 2 | 0 | | | | | |
| Total Group B | 2 | 0 | | | | | |

(*) Offenses are counted using the FBI Units of Count for Crime

(**) The 'Arrests' column shows arrests made for incidents during the selected period, regardless of arrest date. Arrest counts for the same period may change over time.

This report is valid as of May 06, 2019 and is subject to change

Minor Hill Police Department - NIBRS Agency Crime Overview - 2018

| Crimes Against Society | | | | |
|------------------------------------|----------|----------|----------|----------|
| Animal Cruelty | 0 | 0 | 0 | 0 |
| Drug/Narcotic Violations | 0 | 0 | 0 | 0 |
| Drug/Narcotic Equipment Violations | 0 | 0 | 0 | 0 |
| Gambling - Betting/Wagering | 0 | 0 | 0 | 0 |
| Gambling - Operating/Promoting | 0 | 0 | 0 | 0 |
| Gambling - Equipment Violations | 0 | 0 | 0 | 0 |
| Gambling - Sports Tampering | 0 | 0 | 0 | 0 |
| Pornography/Obscene Material | 0 | 0 | 0 | 0 |
| Prostitution | 0 | 0 | 0 | 0 |
| Prostitution Assisting/Promoting | 0 | 0 | 0 | 0 |
| Purchasing Prostitution | 0 | 0 | 0 | 0 |
| Weapon Law Violations | 2 | 2 | 0 | 0 |
| Total Group A Offenses | 8 | 6 | 4 | 0 |

(*) Offenses are counted using the FBI Units of Count for Crime

(**) The 'Arrests' column shows arrests made for incidents during the selected period, regardless of arrest date. Arrest counts for the same period may change over time.

Monteagle Police Department - NIBRS Agency Crime Overview - 2018

| 2017 Population Estimate | 1,177 | Offenses (*) | | Arrests (**) | | |
|---------------------------------------|-----------------|----------------------------------|-----------------------------------|--------------|-------|----------|
| Offense Overview | | Group A Offenses | Reported | Cleared | Adult | Juvenile |
| Offense Total | 56 | Crimes Against Persons | | | | |
| Number Cleared | 23 | Murder | 0 | 0 | 0 | 0 |
| Percent Cleared | 41.07 % | Negligent Manslaughter | 0 | 0 | 0 | 0 |
| Group A Crimes per 100,000 population | 4,757.9 | Negligent Vehicular Manslaughter | 0 | 0 | 0 | 0 |
| | | Kidnapping/Abduction | 0 | 0 | 0 | 0 |
| | | Forcible Rape | 1 | 0 | 0 | 0 |
| | | Forcible Sodomy | 0 | 0 | 0 | 0 |
| | | Sexual Assault W/Object | 0 | 0 | 0 | 0 |
| Arrest Overview | | Forcible Fondling | 0 | 0 | 0 | 0 |
| Total Arrests | 53 | Incest | 0 | 0 | 0 | 0 |
| Adult Arrests | 53 | Statutory Rape | 0 | 0 | 0 | 0 |
| Juvenile Arrests | 0 | Aggravated Assault | 5 | 3 | 3 | 0 |
| Unknown Age | 0 | Simple Assault | 6 | 5 | 4 | 0 |
| Arrests per 100,000 population | 4,503.0 | Intimidation | 0 | 0 | 0 | 0 |
| | | Stalking | 0 | 0 | 0 | 0 |
| | | Commercial Sex Acts | 0 | 0 | 0 | 0 |
| Average number offenses/incident | 1.12 | Involuntary Servitude | 0 | 0 | 0 | 0 |
| | | Crimes Against Property | | | | |
| Domestic Violence Victims | | Arson | 1 | 0 | 0 | 0 |
| Offense | Reported | Cleared | | | | |
| Murder | 0 | 0 | Bribery | 0 | 0 | 0 |
| Aggravated Assault | 2 | 2 | Burglary | 7 | 0 | 0 |
| Simple Assault | 3 | 3 | Counterfeiting/Forgery | 0 | 0 | 0 |
| Intimidation | 0 | 0 | Destruction/Damage/Vandalism | 5 | 1 | 1 |
| Stalking | 0 | 0 | Embezzlement | 0 | 0 | 0 |
| Forcible Rape | 0 | 0 | Extortion/Blackmail | 0 | 0 | 0 |
| Forcible Sodomy | 0 | 0 | Fraud - False Pretenses | 0 | 0 | 0 |
| Sexual Assault W/Object | 0 | 0 | Fraud - Credit Card/ATM | 3 | 1 | 0 |
| Forcible Fondling | 0 | 0 | Fraud - Impersonation | 2 | 0 | 0 |
| Incest | 0 | 0 | Fraud - Welfare | 0 | 0 | 0 |
| Statutory Rape | 0 | 0 | Fraud - Wire | 0 | 0 | 0 |
| Kidnapping/Abduction | 0 | 0 | Fraud - Identity Theft | 3 | 1 | 2 |
| Commercial Sex Acts | 0 | 0 | Fraud - Computer Hacking/Invasion | 0 | 0 | 0 |
| Involuntary Servitude | 0 | 0 | Robbery | 0 | 0 | 0 |
| Total | 5 | 5 | Theft - Pocket-picking | 1 | 0 | 0 |
| | | | Theft - Purse Snatching | 0 | 0 | 0 |
| Group B Arrests | | | Theft - Shoplifting | 2 | 0 | 0 |
| Offense | Adult | Juvenile | Theft From Building | 1 | 0 | 0 |
| Bad Checks | 0 | 0 | Theft From Coin Machine | 0 | 0 | 0 |
| Curfew/Vagrancy | 0 | 0 | Theft From Motor Vehicle | 2 | 0 | 0 |
| Disorderly Conduct | 3 | 0 | Theft of Motor Vehicle Parts | 0 | 0 | 0 |
| DUI | 15 | 0 | Theft - All Other Larceny | 3 | 0 | 0 |
| Drunkenness | 9 | 0 | Motor Vehicle Theft | 2 | 0 | 0 |
| Family-Non Violent | 0 | 0 | Stolen Property Offenses | 0 | 0 | 0 |
| Liquor Law Violations | 0 | 0 | | | | |
| Peeping Tom | 0 | 0 | | | | |
| Runaway | 0 | 0 | | | | |
| Trespass | 2 | 0 | | | | |
| All Other Offenses | 0 | 0 | | | | |
| Total Group B | 29 | 0 | | | | |

(*) Offenses are counted using the FBI Units of Count for Crime

(**) The 'Arrests' column shows arrests made for incidents during the selected period, regardless of arrest date. Arrest counts for the same period may change over time.

Monteagle Police Department - NIBRS Agency Crime Overview - 2018

| Crimes Against Society | | | | |
|------------------------------------|-----------|-----------|-----------|----------|
| Animal Cruelty | 0 | 0 | 0 | 0 |
| Drug/Narcotic Violations | 9 | 9 | 12 | 0 |
| Drug/Narcotic Equipment Violations | 3 | 3 | 2 | 0 |
| Gambling - Betting/Wagering | 0 | 0 | 0 | 0 |
| Gambling - Operating/Promoting | 0 | 0 | 0 | 0 |
| Gambling - Equipment Violations | 0 | 0 | 0 | 0 |
| Gambling - Sports Tampering | 0 | 0 | 0 | 0 |
| Pornography/Obscene Material | 0 | 0 | 0 | 0 |
| Prostitution | 0 | 0 | 0 | 0 |
| Prostitution Assisting/Promoting | 0 | 0 | 0 | 0 |
| Purchasing Prostitution | 0 | 0 | 0 | 0 |
| Weapon Law Violations | 0 | 0 | 0 | 0 |
| Total Group A Offenses | 56 | 23 | 24 | 0 |

(*) Offenses are counted using the FBI Units of Count for Crime

(**) The 'Arrests' column shows arrests made for incidents during the selected period, regardless of arrest date. Arrest counts for the same period may change over time.

Monterey Police Department - NIBRS Agency Crime Overview - 2018

| 2017 Population Estimate | 2,869 | Offenses (*) | | Arrests (**) | | | |
|---------------------------------------|-----------------|----------------------------------|-----------------------------------|--------------|----------|---|---|
| | | Reported | Cleared | Adult | Juvenile | | |
| Offense Overview | | Group A Offenses | | | | | |
| Crimes Against Persons | | | | | | | |
| Offense Total | 176 | Murder | 0 | 0 | 0 | 0 | |
| Number Cleared | 78 | Negligent Manslaughter | 0 | 0 | 0 | 0 | |
| Percent Cleared | 44.32 % | Negligent Vehicular Manslaughter | 0 | 0 | 0 | 0 | |
| Group A Crimes per 100,000 population | 6,134.5 | Kidnapping/Abduction | 0 | 0 | 0 | 0 | |
| | | Forcible Rape | 0 | 0 | 0 | 0 | |
| | | Forcible Sodomy | 0 | 0 | 0 | 0 | |
| | | Sexual Assault W/Object | 0 | 0 | 0 | 0 | |
| Arrest Overview | | Forcible Fondling | 1 | 1 | 1 | 0 | |
| Total Arrests | 205 | Incest | 0 | 0 | 0 | 0 | |
| Adult Arrests | 204 | Statutory Rape | 0 | 0 | 0 | 0 | |
| Juvenile Arrests | 1 | Aggravated Assault | 10 | 4 | 5 | 0 | |
| Unknown Age | 0 | Simple Assault | 25 | 19 | 17 | 1 | |
| Arrests per 100,000 population | 7,145.3 | Intimidation | 3 | 1 | 2 | 0 | |
| | | Stalking | 0 | 0 | 0 | 0 | |
| | | Commercial Sex Acts | 0 | 0 | 0 | 0 | |
| Average number offenses/incident | 1.05 | Involuntary Servitude | 0 | 0 | 0 | 0 | |
| Domestic Violence Victims | | Crimes Against Property | | | | | |
| Offense | Reported | Cleared | | | | | |
| Murder | 0 | 0 | Arson | 0 | 0 | 0 | 0 |
| Aggravated Assault | 9 | 4 | Bribery | 0 | 0 | 0 | 0 |
| Simple Assault | 21 | 18 | Burglary | 19 | 5 | 5 | 0 |
| Intimidation | 1 | 1 | Counterfeiting/Forgery | 4 | 0 | 2 | 0 |
| Stalking | 0 | 0 | Destruction/Damage/Vandalism | 13 | 3 | 2 | 0 |
| Forcible Rape | 0 | 0 | Embezzlement | 0 | 0 | 0 | 0 |
| Forcible Sodomy | 0 | 0 | Extortion/Blackmail | 0 | 0 | 0 | 0 |
| Sexual Assault W/Object | 0 | 0 | Fraud - False Pretenses | 0 | 0 | 0 | 0 |
| Forcible Fondling | 0 | 0 | Fraud - Credit Card/ATM | 8 | 1 | 1 | 0 |
| Incest | 0 | 0 | Fraud - Impersonation | 4 | 3 | 4 | 0 |
| Statutory Rape | 0 | 0 | Fraud - Welfare | 0 | 0 | 0 | 0 |
| Kidnapping/Abduction | 0 | 0 | Fraud - Wire | 0 | 0 | 0 | 0 |
| Commercial Sex Acts | 0 | 0 | Fraud - Identity Theft | 0 | 0 | 0 | 0 |
| Involuntary Servitude | 0 | 0 | Fraud - Computer Hacking/Invasion | 0 | 0 | 0 | 0 |
| Total | 31 | 23 | Robbery | 1 | 0 | 0 | 0 |
| Group B Arrests | | | Theft - Pocket-picking | 0 | 0 | 0 | 0 |
| Offense | Adult | Juvenile | Theft - Purse Snatching | 0 | 0 | 0 | 0 |
| Bad Checks | 0 | 0 | Theft - Shoplifting | 2 | 0 | 0 | 0 |
| Curfew/Vagrancy | 0 | 0 | Theft From Building | 7 | 0 | 0 | 0 |
| Disorderly Conduct | 4 | 0 | Theft From Coin Machine | 0 | 0 | 0 | 0 |
| DUI | 14 | 0 | Theft From Motor Vehicle | 3 | 0 | 0 | 0 |
| Drunkenness | 8 | 0 | Theft of Motor Vehicle Parts | 0 | 0 | 0 | 0 |
| Family-Non Violent | 0 | 0 | Theft - All Other Larceny | 24 | 2 | 2 | 0 |
| Liquor Law Violations | 4 | 0 | Motor Vehicle Theft | 9 | 1 | 1 | 0 |
| Peeping Tom | 0 | 0 | Stolen Property Offenses | 1 | 0 | 0 | 0 |
| Runaway | 0 | 0 | | | | | |
| Trespass | 10 | 0 | | | | | |
| All Other Offenses | 90 | 0 | | | | | |
| Total Group B | 130 | 0 | | | | | |

(*) Offenses are counted using the FBI Units of Count for Crime

(**) The 'Arrests' column shows arrests made for incidents during the selected period, regardless of arrest date. Arrest counts for the same period may change over time.

This report is valid as of May 06, 2019 and is subject to change

Monterey Police Department - NIBRS Agency Crime Overview - 2018

| Crimes Against Society | | | | |
|------------------------------------|------------|-----------|-----------|----------|
| Animal Cruelty | 0 | 0 | 0 | 0 |
| Drug/Narcotic Violations | 33 | 31 | 26 | 0 |
| Drug/Narcotic Equipment Violations | 5 | 5 | 5 | 0 |
| Gambling - Betting/Wagering | 0 | 0 | 0 | 0 |
| Gambling - Operating/Promoting | 0 | 0 | 0 | 0 |
| Gambling - Equipment Violations | 0 | 0 | 0 | 0 |
| Gambling - Sports Tampering | 0 | 0 | 0 | 0 |
| Pornography/Obscene Material | 0 | 0 | 0 | 0 |
| Prostitution | 0 | 0 | 0 | 0 |
| Prostitution Assisting/Promoting | 0 | 0 | 0 | 0 |
| Purchasing Prostitution | 0 | 0 | 0 | 0 |
| Weapon Law Violations | 4 | 2 | 1 | 0 |
| Total Group A Offenses | 176 | 78 | 74 | 1 |

(*) Offenses are counted using the FBI Units of Count for Crime

(**) The 'Arrests' column shows arrests made for incidents during the selected period, regardless of arrest date. Arrest counts for the same period may change over time.

Morristown Police Department - NIBRS Agency Crime Overview - 2018

| 2017 Population Estimate | | 29,771 | | Offenses (*) | | Arrests (**) | | |
|---------------------------------------|----------|----------------------------------|-----------------|-----------------------------------|---------|--------------|----------|----|
| | | | | Reported | Cleared | Adult | Juvenile | |
| Offense Overview | | | | Group A Offenses | | | | |
| Crimes Against Persons | | | | Crimes Against Persons | | | | |
| Offense Total | 4,521 | Murder | 0 | 0 | 0 | 0 | | |
| Number Cleared | 2,994 | Negligent Manslaughter | 0 | 0 | 0 | 0 | | |
| Percent Cleared | 66.22 % | Negligent Vehicular Manslaughter | 0 | 0 | 0 | 0 | | |
| Group A Crimes per 100,000 population | 15,185.9 | Kidnapping/Abduction | 17 | 11 | 1 | 0 | | |
| | | Forcible Rape | 23 | 14 | 3 | 2 | | |
| | | Forcible Sodomy | 0 | 0 | 0 | 0 | | |
| | | Sexual Assault W/Object | 0 | 0 | 0 | 0 | | |
| | | Forcible Fondling | 18 | 16 | 1 | 1 | | |
| | | Incest | 0 | 0 | 0 | 0 | | |
| | | Statutory Rape | 3 | 2 | 2 | 0 | | |
| | | Aggravated Assault | 207 | 170 | 71 | 5 | | |
| | | Simple Assault | 595 | 491 | 134 | 23 | | |
| | | Intimidation | 294 | 222 | 26 | 6 | | |
| | | Stalking | 0 | 0 | 1 | 0 | | |
| | | Commercial Sex Acts | 0 | 0 | 0 | 0 | | |
| | | Involuntary Servitude | 0 | 0 | 0 | 0 | | |
| Arrest Overview | | | | Crimes Against Property | | | | |
| Domestic Violence Victims | | | | Crimes Against Property | | | | |
| Offense | | Reported | Cleared | | | | | |
| Murder | | 0 | 0 | Arson | 3 | 1 | 0 | 0 |
| Aggravated Assault | | 96 | 78 | Bribery | 1 | 1 | 0 | 0 |
| Simple Assault | | 415 | 345 | Burglary | 167 | 57 | 29 | 3 |
| Intimidation | | 105 | 84 | Counterfeiting/Forgery | 113 | 44 | 31 | 3 |
| Stalking | | 0 | 0 | Destruction/Damage/Vandalism | 351 | 150 | 24 | 5 |
| Forcible Rape | | 8 | 4 | Embezzlement | 78 | 58 | 14 | 0 |
| Forcible Sodomy | | 0 | 0 | Extortion/Blackmail | 13 | 4 | 0 | 0 |
| Sexual Assault W/Object | | 0 | 0 | Fraud - False Pretenses | 238 | 136 | 74 | 0 |
| Forcible Fondling | | 2 | 2 | Fraud - Credit Card/ATM | 88 | 27 | 9 | 1 |
| Incest | | 0 | 0 | Fraud - Impersonation | 32 | 24 | 18 | 0 |
| Statutory Rape | | 1 | 1 | Fraud - Welfare | 0 | 0 | 0 | 0 |
| Kidnapping/Abduction | | 10 | 6 | Fraud - Wire | 14 | 0 | 0 | 0 |
| Commercial Sex Acts | | 0 | 0 | Fraud - Identity Theft | 2 | 2 | 0 | 0 |
| Involuntary Servitude | | 0 | 0 | Fraud - Computer Hacking/Invasion | 4 | 1 | 0 | 1 |
| Total | | 637 | 520 | Robbery | 14 | 7 | 6 | 0 |
| Group B Arrests | | | | Theft - Pocket-picking | 3 | 2 | 0 | 0 |
| Offense | | Adult | Juvenile | Theft - Purse Snatching | 1 | 0 | 0 | 0 |
| Bad Checks | | 7 | 0 | Theft - Shoplifting | 507 | 407 | 424 | 15 |
| Curfew/Vagrancy | | 0 | 0 | Theft From Building | 234 | 122 | 33 | 1 |
| Disorderly Conduct | | 27 | 4 | Theft From Coin Machine | 10 | 5 | 8 | 0 |
| DUI | | 97 | 2 | Theft From Motor Vehicle | 141 | 33 | 17 | 0 |
| Drunkenness | | 170 | 0 | Theft of Motor Vehicle Parts | 77 | 8 | 2 | 0 |
| Family-Non Violent | | 12 | 0 | Theft - All Other Larceny | 173 | 59 | 42 | 5 |
| Liquor Law Violations | | 15 | 15 | Motor Vehicle Theft | 97 | 65 | 28 | 5 |
| Peeping Tom | | 0 | 0 | Stolen Property Offenses | 12 | 10 | 13 | 0 |
| Runaway | | 0 | 0 | | | | | |
| Trespass | | 37 | 0 | | | | | |
| All Other Offenses | | 70 | 10 | | | | | |
| Total Group B | | 435 | 31 | | | | | |

(*) Offenses are counted using the FBI Units of Count for Crime

(**) The 'Arrests' column shows arrests made for incidents during the selected period, regardless of arrest date. Arrest counts for the same period may change over time.

This report is valid as of May 06, 2019 and is subject to change

Morristown Police Department - NIBRS Agency Crime Overview - 2018

| Crimes Against Society | | | | |
|------------------------------------|--------------|--------------|--------------|-----------|
| Animal Cruelty | 2 | 1 | 1 | 0 |
| Drug/Narcotic Violations | 573 | 484 | 466 | 16 |
| Drug/Narcotic Equipment Violations | 289 | 258 | 36 | 1 |
| Gambling - Betting/Wagering | 0 | 0 | 0 | 0 |
| Gambling - Operating/Promoting | 0 | 0 | 0 | 0 |
| Gambling - Equipment Violations | 0 | 0 | 0 | 0 |
| Gambling - Sports Tampering | 0 | 0 | 0 | 0 |
| Pornography/Obscene Material | 16 | 4 | 1 | 0 |
| Prostitution | 0 | 0 | 0 | 0 |
| Prostitution Assisting/Promoting | 0 | 0 | 0 | 0 |
| Purchasing Prostitution | 0 | 0 | 0 | 0 |
| Weapon Law Violations | 111 | 98 | 25 | 3 |
| Total Group A Offenses | 4,521 | 2,994 | 1,540 | 96 |

(*) Offenses are counted using the FBI Units of Count for Crime

(**) The 'Arrests' column shows arrests made for incidents during the selected period, regardless of arrest date. Arrest counts for the same period may change over time.

Moscow Police Department - NIBRS Agency Crime Overview - 2018

| 2017 Population Estimate | | 526 | | Offenses (*) | | Arrests (**) | |
|---------------------------------------|---------|-----------------------------------|----------|--------------|---------|--------------|----------|
| Offense Overview | | Group A Offenses | | Reported | Cleared | Adult | Juvenile |
| | | Crimes Against Persons | | | | | |
| Offense Total | 16 | Murder | | 0 | 0 | 0 | 0 |
| Number Cleared | 9 | Negligent Manslaughter | | 0 | 0 | 0 | 0 |
| Percent Cleared | 56.25 % | Negligent Vehicular Manslaughter | | 0 | 0 | 0 | 0 |
| Group A Crimes per 100,000 population | 3,041.8 | Kidnapping/Abduction | | 0 | 0 | 0 | 0 |
| | | Forcible Rape | | 0 | 0 | 0 | 0 |
| | | Forcible Sodomy | | 0 | 0 | 0 | 0 |
| | | Sexual Assault W/Object | | 0 | 0 | 0 | 0 |
| | | Forcible Fondling | | 0 | 0 | 0 | 0 |
| | | Incest | | 0 | 0 | 0 | 0 |
| | | Statutory Rape | | 0 | 0 | 0 | 0 |
| | | Aggravated Assault | | 5 | 1 | 1 | 0 |
| | | Simple Assault | | 8 | 7 | 5 | 0 |
| | | Intimidation | | 0 | 0 | 0 | 0 |
| | | Stalking | | 0 | 0 | 0 | 0 |
| | | Commercial Sex Acts | | 0 | 0 | 0 | 0 |
| | | Involuntary Servitude | | 0 | 0 | 0 | 0 |
| | | Crimes Against Property | | | | | |
| | | Arson | | 0 | 0 | 0 | 0 |
| | | Bribery | | 0 | 0 | 0 | 0 |
| | | Burglary | | 0 | 0 | 0 | 0 |
| | | Counterfeiting/Forgery | | 0 | 0 | 0 | 0 |
| | | Destruction/Damage/Vandalism | | 1 | 0 | 0 | 0 |
| | | Embezzlement | | 0 | 0 | 0 | 0 |
| | | Extortion/Blackmail | | 0 | 0 | 0 | 0 |
| | | Fraud - False Pretenses | | 0 | 0 | 0 | 0 |
| | | Fraud - Credit Card/ATM | | 0 | 0 | 0 | 0 |
| | | Fraud - Impersonation | | 0 | 0 | 0 | 0 |
| | | Fraud - Welfare | | 0 | 0 | 0 | 0 |
| | | Fraud - Wire | | 0 | 0 | 0 | 0 |
| | | Fraud - Identity Theft | | 0 | 0 | 0 | 0 |
| | | Fraud - Computer Hacking/Invasion | | 0 | 0 | 0 | 0 |
| | | Robbery | | 0 | 0 | 0 | 0 |
| | | Theft - Pocket-picking | | 0 | 0 | 0 | 0 |
| | | Theft - Purse Snatching | | 0 | 0 | 0 | 0 |
| | | Theft - Shoplifting | | 1 | 1 | 1 | 0 |
| | | Theft From Building | | 1 | 0 | 0 | 0 |
| | | Theft From Coin Machine | | 0 | 0 | 0 | 0 |
| | | Theft From Motor Vehicle | | 0 | 0 | 0 | 0 |
| | | Theft of Motor Vehicle Parts | | 0 | 0 | 0 | 0 |
| | | Theft - All Other Larceny | | 0 | 0 | 0 | 0 |
| | | Motor Vehicle Theft | | 0 | 0 | 0 | 0 |
| | | Stolen Property Offenses | | 0 | 0 | 0 | 0 |
| Average number offenses/incident | | 1.33 | | | | | |
| Domestic Violence Victims | | | | | | | |
| Offense | | Reported | Cleared | | | | |
| Murder | | 0 | 0 | | | | |
| Aggravated Assault | | 5 | 1 | | | | |
| Simple Assault | | 7 | 6 | | | | |
| Intimidation | | 0 | 0 | | | | |
| Stalking | | 0 | 0 | | | | |
| Forcible Rape | | 0 | 0 | | | | |
| Forcible Sodomy | | 0 | 0 | | | | |
| Sexual Assault W/Object | | 0 | 0 | | | | |
| Forcible Fondling | | 0 | 0 | | | | |
| Incest | | 0 | 0 | | | | |
| Statutory Rape | | 0 | 0 | | | | |
| Kidnapping/Abduction | | 0 | 0 | | | | |
| Commercial Sex Acts | | 0 | 0 | | | | |
| Involuntary Servitude | | 0 | 0 | | | | |
| Total | | 12 | 7 | | | | |
| Group B Arrests | | | | | | | |
| Offense | | Adult | Juvenile | | | | |
| Bad Checks | | 0 | 0 | | | | |
| Curfew/Vagrancy | | 0 | 0 | | | | |
| Disorderly Conduct | | 0 | 0 | | | | |
| DUI | | 0 | 0 | | | | |
| Drunkenness | | 1 | 0 | | | | |
| Family-Non Violent | | 0 | 0 | | | | |
| Liquor Law Violations | | 0 | 0 | | | | |
| Peeping Tom | | 0 | 0 | | | | |
| Runaway | | 0 | 0 | | | | |
| Trespass | | 0 | 0 | | | | |
| All Other Offenses | | 0 | 0 | | | | |
| Total Group B | | 1 | 0 | | | | |

(*) Offenses are counted using the FBI Units of Count for Crime

(**) The 'Arrests' column shows arrests made for incidents during the selected period, regardless of arrest date. Arrest counts for the same period may change over time.

This report is valid as of May 06, 2019 and is subject to change

Moscow Police Department - NIBRS Agency Crime Overview - 2018

| Crimes Against Society | | | | |
|------------------------------------|-----------|----------|----------|----------|
| Animal Cruelty | 0 | 0 | 0 | 0 |
| Drug/Narcotic Violations | 0 | 0 | 0 | 0 |
| Drug/Narcotic Equipment Violations | 0 | 0 | 0 | 0 |
| Gambling - Betting/Wagering | 0 | 0 | 0 | 0 |
| Gambling - Operating/Promoting | 0 | 0 | 0 | 0 |
| Gambling - Equipment Violations | 0 | 0 | 0 | 0 |
| Gambling - Sports Tampering | 0 | 0 | 0 | 0 |
| Pornography/Obscene Material | 0 | 0 | 0 | 0 |
| Prostitution | 0 | 0 | 0 | 0 |
| Prostitution Assisting/Promoting | 0 | 0 | 0 | 0 |
| Purchasing Prostitution | 0 | 0 | 0 | 0 |
| Weapon Law Violations | 0 | 0 | 0 | 0 |
| Total Group A Offenses | 16 | 9 | 7 | 0 |

(*) Offenses are counted using the FBI Units of Count for Crime

(**) The 'Arrests' column shows arrests made for incidents during the selected period, regardless of arrest date. Arrest counts for the same period may change over time.

Mount Carmel Police Department - NIBRS Agency Crime Overview - 2018

| 2017 Population Estimate | | 5,355 | | Offenses (*) | | Arrests (**) | |
|---------------------------------------|-----------|----------------------------------|-----------------|-----------------------------------|----------|--------------|----------|
| | | | | Reported | Cleared | Adult | Juvenile |
| Offense Overview | | | | Group A Offenses | | | |
| Crimes Against Persons | | | | Crimes Against Persons | | | |
| Offense Total | 156 | Murder | 0 | 0 | 0 | 0 | |
| Number Cleared | 80 | Negligent Manslaughter | 0 | 0 | 0 | 0 | |
| Percent Cleared | 51.28 % | Negligent Vehicular Manslaughter | 0 | 0 | 0 | 0 | |
| Group A Crimes per 100,000 population | 2,913.2 | Kidnapping/Abduction | 0 | 0 | 0 | 0 | |
| | | Forcible Rape | 0 | 0 | 0 | 0 | |
| | | Forcible Sodomy | 0 | 0 | 0 | 0 | |
| | | Sexual Assault W/Object | 0 | 0 | 0 | 0 | |
| | | Forcible Fondling | 0 | 0 | 0 | 0 | |
| | | Incest | 0 | 0 | 0 | 0 | |
| | | Statutory Rape | 0 | 0 | 0 | 0 | |
| | | Aggravated Assault | 8 | 6 | 5 | 2 | |
| | | Simple Assault | 20 | 15 | 10 | 1 | |
| | | Intimidation | 0 | 0 | 0 | 0 | |
| | | Stalking | 0 | 0 | 0 | 0 | |
| | | Commercial Sex Acts | 0 | 0 | 0 | 0 | |
| | | Involuntary Servitude | 0 | 0 | 0 | 0 | |
| Arrest Overview | | | | Crimes Against Property | | | |
| Domestic Violence Victims | | | | Crimes Against Property | | | |
| Offense | | Reported | Cleared | | | | |
| Murder | 0 | 0 | 0 | 0 | 0 | 0 | |
| Aggravated Assault | 4 | 2 | 0 | 0 | 0 | 0 | |
| Simple Assault | 18 | 14 | 21 | 3 | 2 | 0 | |
| Intimidation | 0 | 0 | 4 | 1 | 0 | 0 | |
| Stalking | 0 | 0 | 14 | 4 | 0 | 1 | |
| Forcible Rape | 0 | 0 | 0 | 0 | 0 | 0 | |
| Forcible Sodomy | 0 | 0 | 0 | 0 | 0 | 0 | |
| Sexual Assault W/Object | 0 | 0 | 0 | 0 | 0 | 0 | |
| Forcible Fondling | 0 | 0 | 0 | 0 | 0 | 0 | |
| Incest | 0 | 0 | 0 | 0 | 0 | 0 | |
| Statutory Rape | 0 | 0 | 0 | 0 | 0 | 0 | |
| Kidnapping/Abduction | 0 | 0 | 0 | 0 | 0 | 0 | |
| Commercial Sex Acts | 0 | 0 | 0 | 0 | 0 | 0 | |
| Involuntary Servitude | 0 | 0 | 0 | 0 | 0 | 0 | |
| Total | 22 | 16 | 0 | 0 | 0 | 0 | |
| Group B Arrests | | | | Crimes Against Property | | | |
| Offense | | Adult | Juvenile | | | | |
| Bad Checks | 0 | 0 | 0 | 0 | 0 | 0 | |
| Curfew/Vagrancy | 0 | 0 | 0 | 0 | 0 | 0 | |
| Disorderly Conduct | 1 | 0 | 0 | 0 | 0 | 0 | |
| DUI | 9 | 1 | 0 | 0 | 0 | 0 | |
| Drunkenness | 4 | 0 | 0 | 0 | 0 | 0 | |
| Family-Non Violent | 0 | 0 | 0 | 0 | 0 | 0 | |
| Liquor Law Violations | 0 | 0 | 0 | 0 | 0 | 0 | |
| Peeping Tom | 0 | 0 | 0 | 0 | 0 | 0 | |
| Runaway | 0 | 0 | 0 | 0 | 0 | 0 | |
| Trespass | 1 | 0 | 0 | 0 | 0 | 0 | |
| All Other Offenses | 31 | 0 | 0 | 0 | 0 | 0 | |
| Total Group B | 46 | 1 | 0 | 0 | 0 | 0 | |
| | | | | Arson | 0 | 0 | |
| | | | | Bribery | 0 | 0 | |
| | | | | Burglary | 21 | 3 | |
| | | | | Counterfeiting/Forgery | 4 | 1 | |
| | | | | Destruction/Damage/Vandalism | 14 | 4 | |
| | | | | Embezzlement | 0 | 0 | |
| | | | | Extortion/Blackmail | 0 | 0 | |
| | | | | Fraud - False Pretenses | 0 | 0 | |
| | | | | Fraud - Credit Card/ATM | 3 | 0 | |
| | | | | Fraud - Impersonation | 1 | 1 | |
| | | | | Fraud - Welfare | 0 | 0 | |
| | | | | Fraud - Wire | 0 | 0 | |
| | | | | Fraud - Identity Theft | 3 | 1 | |
| | | | | Fraud - Computer Hacking/Invasion | 0 | 0 | |
| | | | | Robbery | 0 | 0 | |
| | | | | Theft - Pocket-picking | 0 | 0 | |
| | | | | Theft - Purse Snatching | 0 | 0 | |
| | | | | Theft - Shoplifting | 0 | 0 | |
| | | | | Theft From Building | 1 | 1 | |
| | | | | Theft From Coin Machine | 0 | 0 | |
| | | | | Theft From Motor Vehicle | 10 | 2 | |
| | | | | Theft of Motor Vehicle Parts | 4 | 0 | |
| | | | | Theft - All Other Larceny | 18 | 4 | |
| | | | | Motor Vehicle Theft | 7 | 3 | |
| | | | | Stolen Property Offenses | 1 | 0 | |

(*) Offenses are counted using the FBI Units of Count for Crime

(**) The 'Arrests' column shows arrests made for incidents during the selected period, regardless of arrest date. Arrest counts for the same period may change over time.

This report is valid as of May 06, 2019 and is subject to change

Mount Carmel Police Department - NIBRS Agency Crime Overview - 2018

| Crimes Against Society | | | | |
|------------------------------------|------------|-----------|-----------|----------|
| Animal Cruelty | 1 | 0 | 0 | 0 |
| Drug/Narcotic Violations | 23 | 22 | 19 | 1 |
| Drug/Narcotic Equipment Violations | 12 | 12 | 2 | 0 |
| Gambling - Betting/Wagering | 0 | 0 | 0 | 0 |
| Gambling - Operating/Promoting | 0 | 0 | 0 | 0 |
| Gambling - Equipment Violations | 0 | 0 | 0 | 0 |
| Gambling - Sports Tampering | 0 | 0 | 0 | 0 |
| Pornography/Obscene Material | 0 | 0 | 0 | 0 |
| Prostitution | 0 | 0 | 0 | 0 |
| Prostitution Assisting/Promoting | 0 | 0 | 0 | 0 |
| Purchasing Prostitution | 0 | 0 | 0 | 0 |
| Weapon Law Violations | 5 | 5 | 0 | 0 |
| Total Group A Offenses | 156 | 80 | 47 | 8 |

(*) Offenses are counted using the FBI Units of Count for Crime

(**) The 'Arrests' column shows arrests made for incidents during the selected period, regardless of arrest date. Arrest counts for the same period may change over time.

Mount Juliet Police Department - NIBRS Agency Crime Overview - 2018

| 2017 Population Estimate | | 34,726 | | Offenses (*) | | Arrests (**) | |
|---------------------------------------|---------|-----------------------------------|------------|--------------|---------|--------------|----------|
| Offense Overview | | Group A Offenses | | Reported | Cleared | Adult | Juvenile |
| | | Crimes Against Persons | | | | | |
| Offense Total | 1,869 | Murder | | 0 | 0 | 0 | 0 |
| Number Cleared | 1,053 | Negligent Manslaughter | | 0 | 0 | 0 | 0 |
| Percent Cleared | 56.34 % | Negligent Vehicular Manslaughter | | 0 | 0 | 0 | 0 |
| Group A Crimes per 100,000 population | 5,382.1 | Kidnapping/Abduction | | 0 | 0 | 0 | 0 |
| | | Forcible Rape | | 8 | 5 | 0 | 0 |
| | | Forcible Sodomy | | 1 | 1 | 0 | 0 |
| | | Sexual Assault W/Object | | 10 | 8 | 1 | 0 |
| | | Forcible Fondling | | 4 | 1 | 0 | 0 |
| | | Incest | | 0 | 0 | 0 | 0 |
| | | Statutory Rape | | 1 | 1 | 1 | 0 |
| | | Aggravated Assault | | 44 | 29 | 19 | 0 |
| | | Simple Assault | | 207 | 175 | 66 | 7 |
| | | Intimidation | | 5 | 4 | 3 | 0 |
| | | Stalking | | 7 | 3 | 1 | 0 |
| | | Commercial Sex Acts | | 0 | 0 | 0 | 0 |
| | | Involuntary Servitude | | 0 | 0 | 0 | 0 |
| | | Crimes Against Property | | | | | |
| | | Arson | | 0 | 0 | 0 | 0 |
| | | Bribery | | 0 | 0 | 0 | 0 |
| | | Burglary | | 43 | 11 | 5 | 0 |
| | | Counterfeiting/Forgery | | 6 | 2 | 1 | 0 |
| | | Destruction/Damage/Vandalism | | 58 | 19 | 8 | 3 |
| | | Embezzlement | | 16 | 14 | 0 | 10 |
| | | Extortion/Blackmail | | 0 | 0 | 0 | 0 |
| | | Fraud - False Pretenses | | 73 | 17 | 8 | 0 |
| | | Fraud - Credit Card/ATM | | 127 | 12 | 3 | 0 |
| | | Fraud - Impersonation | | 22 | 18 | 10 | 1 |
| | | Fraud - Welfare | | 0 | 0 | 0 | 0 |
| | | Fraud - Wire | | 0 | 0 | 0 | 0 |
| | | Fraud - Identity Theft | | 0 | 0 | 0 | 0 |
| | | Fraud - Computer Hacking/Invasion | | 0 | 0 | 0 | 0 |
| | | Robbery | | 9 | 4 | 3 | 0 |
| | | Theft - Pocket-picking | | 0 | 0 | 0 | 0 |
| | | Theft - Purse Snatching | | 1 | 1 | 1 | 0 |
| | | Theft - Shoplifting | | 217 | 148 | 159 | 3 |
| | | Theft From Building | | 132 | 16 | 3 | 2 |
| | | Theft From Coin Machine | | 0 | 0 | 0 | 0 |
| | | Theft From Motor Vehicle | | 121 | 7 | 3 | 1 |
| | | Theft of Motor Vehicle Parts | | 14 | 1 | 1 | 0 |
| | | Theft - All Other Larceny | | 53 | 6 | 4 | 0 |
| | | Motor Vehicle Theft | | 53 | 18 | 3 | 4 |
| | | Stolen Property Offenses | | 13 | 11 | 6 | 3 |
| Domestic Violence Victims | | | | | | | |
| Offense | | Reported | Cleared | | | | |
| Murder | | 0 | 0 | | | | |
| Aggravated Assault | | 19 | 14 | | | | |
| Simple Assault | | 137 | 130 | | | | |
| Intimidation | | 0 | 0 | | | | |
| Stalking | | 3 | 1 | | | | |
| Forcible Rape | | 4 | 4 | | | | |
| Forcible Sodomy | | 1 | 1 | | | | |
| Sexual Assault W/Object | | 1 | 0 | | | | |
| Forcible Fondling | | 0 | 0 | | | | |
| Incest | | 0 | 0 | | | | |
| Statutory Rape | | 0 | 0 | | | | |
| Kidnapping/Abduction | | 0 | 0 | | | | |
| Commercial Sex Acts | | 0 | 0 | | | | |
| Involuntary Servitude | | 0 | 0 | | | | |
| Total | | 165 | 150 | | | | |
| Group B Arrests | | | | | | | |
| Offense | | Adult | Juvenile | | | | |
| Bad Checks | | 0 | 0 | | | | |
| Curfew/Vagrancy | | 0 | 13 | | | | |
| Disorderly Conduct | | 25 | 0 | | | | |
| DUI | | 124 | 2 | | | | |
| Drunkenness | | 70 | 4 | | | | |
| Family-Non Violent | | 0 | 0 | | | | |
| Liquor Law Violations | | 11 | 2 | | | | |
| Peeping Tom | | 0 | 0 | | | | |
| Runaway | | 0 | 0 | | | | |
| Trespass | | 35 | 0 | | | | |
| All Other Offenses | | 127 | 23 | | | | |
| Total Group B | | 392 | 44 | | | | |

(*) Offenses are counted using the FBI Units of Count for Crime

(**) The 'Arrests' column shows arrests made for incidents during the selected period, regardless of arrest date. Arrest counts for the same period may change over time.

This report is valid as of May 06, 2019 and is subject to change

Mount Juliet Police Department - NIBRS Agency Crime Overview - 2018

| Crimes Against Society | | | | |
|------------------------------------|--------------|--------------|------------|-----------|
| Animal Cruelty | 3 | 0 | 0 | 0 |
| Drug/Narcotic Violations | 363 | 301 | 270 | 22 |
| Drug/Narcotic Equipment Violations | 217 | 188 | 65 | 3 |
| Gambling - Betting/Wagering | 0 | 0 | 0 | 0 |
| Gambling - Operating/Promoting | 0 | 0 | 0 | 0 |
| Gambling - Equipment Violations | 0 | 0 | 0 | 0 |
| Gambling - Sports Tampering | 0 | 0 | 0 | 0 |
| Pornography/Obscene Material | 2 | 1 | 0 | 0 |
| Prostitution | 0 | 0 | 0 | 0 |
| Prostitution Assisting/Promoting | 1 | 1 | 1 | 0 |
| Purchasing Prostitution | 0 | 0 | 0 | 0 |
| Weapon Law Violations | 38 | 30 | 9 | 0 |
| Total Group A Offenses | 1,869 | 1,053 | 654 | 59 |

(*) Offenses are counted using the FBI Units of Count for Crime

(**) The 'Arrests' column shows arrests made for incidents during the selected period, regardless of arrest date. Arrest counts for the same period may change over time.

Mount Pleasant Police Department - NIBRS Agency Crime Overview - 2018

| 2017 Population Estimate | | 4,878 | | Offenses (*) | | Arrests (**) | |
|---------------------------------------|-----------|----------------------------------|-----------------------------------|-------------------------|---------|--------------|----------|
| Offense Overview | | Crimes Against Persons | | Reported | Cleared | Adult | Juvenile |
| Offense Total | 282 | Murder | | 0 | 0 | 0 | 0 |
| Number Cleared | 128 | Negligent Manslaughter | | 0 | 0 | 0 | 0 |
| Percent Cleared | 45.39 % | Negligent Vehicular Manslaughter | | 0 | 0 | 0 | 0 |
| Group A Crimes per 100,000 population | 5,781.1 | Kidnapping/Abduction | | 2 | 1 | 0 | 0 |
| | | Forcible Rape | | 3 | 0 | 0 | 0 |
| | | Forcible Sodomy | | 0 | 0 | 0 | 0 |
| | | Sexual Assault W/Object | | 0 | 0 | 0 | 0 |
| | | Forcible Fondling | | 0 | 0 | 0 | 0 |
| | | Incest | | 0 | 0 | 0 | 0 |
| | | Statutory Rape | | 2 | 0 | 0 | 0 |
| | | Aggravated Assault | | 16 | 15 | 9 | 0 |
| | | Simple Assault | | 37 | 15 | 14 | 0 |
| | | Intimidation | | 6 | 0 | 0 | 0 |
| | | Stalking | | 0 | 0 | 0 | 0 |
| | | Commercial Sex Acts | | 0 | 0 | 0 | 0 |
| | | Involuntary Servitude | | 0 | 0 | 0 | 0 |
| | | Average number offenses/incident | 1.26 | | | | |
| Domestic Violence Victims | | | | Crimes Against Property | | | |
| Offense | Reported | Cleared | | Reported | Cleared | Adult | Juvenile |
| Murder | 0 | 0 | Arson | 0 | 0 | 0 | 0 |
| Aggravated Assault | 6 | 6 | Bribery | 0 | 0 | 0 | 0 |
| Simple Assault | 24 | 13 | Burglary | 10 | 2 | 1 | 0 |
| Intimidation | 0 | 0 | Counterfeiting/Forgery | 8 | 0 | 0 | 0 |
| Stalking | 0 | 0 | Destruction/Damage/Vandalism | 36 | 9 | 5 | 3 |
| Forcible Rape | 1 | 0 | Embezzlement | 0 | 0 | 0 | 0 |
| Forcible Sodomy | 0 | 0 | Extortion/Blackmail | 0 | 0 | 0 | 0 |
| Sexual Assault W/Object | 0 | 0 | Fraud - False Pretenses | 17 | 1 | 1 | 0 |
| Forcible Fondling | 0 | 0 | Fraud - Credit Card/ATM | 2 | 0 | 0 | 0 |
| Incest | 0 | 0 | Fraud - Impersonation | 1 | 1 | 1 | 0 |
| Statutory Rape | 2 | 0 | Fraud - Welfare | 0 | 0 | 0 | 0 |
| Kidnapping/Abduction | 2 | 1 | Fraud - Wire | 0 | 0 | 0 | 0 |
| Commercial Sex Acts | 0 | 0 | Fraud - Identity Theft | 3 | 0 | 0 | 0 |
| Involuntary Servitude | 0 | 0 | Fraud - Computer Hacking/Invasion | 0 | 0 | 0 | 0 |
| Total | 35 | 20 | Robbery | 0 | 0 | 0 | 0 |
| | | | Theft - Pocket-picking | 0 | 0 | 0 | 0 |
| | | | Theft - Purse Snatching | 0 | 0 | 0 | 0 |
| | | | Theft - Shoplifting | 5 | 1 | 1 | 0 |
| | | | Theft From Building | 25 | 3 | 3 | 1 |
| | | | Theft From Coin Machine | 0 | 0 | 0 | 0 |
| | | | Theft From Motor Vehicle | 7 | 2 | 2 | 0 |
| | | | Theft of Motor Vehicle Parts | 0 | 0 | 0 | 0 |
| | | | Theft - All Other Larceny | 10 | 1 | 0 | 0 |
| | | | Motor Vehicle Theft | 14 | 5 | 5 | 0 |
| | | | Stolen Property Offenses | 0 | 0 | 0 | 0 |
| Group B Arrests | | | | | | | |
| Offense | Adult | Juvenile | | | | | |
| Bad Checks | 0 | 0 | | | | | |
| Curfew/Vagrancy | 0 | 0 | | | | | |
| Disorderly Conduct | 4 | 0 | | | | | |
| DUI | 21 | 0 | | | | | |
| Drunkenness | 16 | 0 | | | | | |
| Family-Non Violent | 0 | 0 | | | | | |
| Liquor Law Violations | 3 | 0 | | | | | |
| Peeping Tom | 0 | 0 | | | | | |
| Runaway | 0 | 0 | | | | | |
| Trespass | 16 | 0 | | | | | |
| All Other Offenses | 30 | 2 | | | | | |
| Total Group B | 90 | 2 | | | | | |

(*) Offenses are counted using the FBI Units of Count for Crime

(**) The 'Arrests' column shows arrests made for incidents during the selected period, regardless of arrest date. Arrest counts for the same period may change over time.

This report is valid as of May 06, 2019 and is subject to change

Mount Pleasant Police Department - NIBRS Agency Crime Overview - 2018

| Crimes Against Society | | | | |
|------------------------------------|------------|------------|-----------|----------|
| Animal Cruelty | 0 | 0 | 0 | 0 |
| Drug/Narcotic Violations | 48 | 45 | 40 | 1 |
| Drug/Narcotic Equipment Violations | 26 | 25 | 11 | 0 |
| Gambling - Betting/Wagering | 0 | 0 | 0 | 0 |
| Gambling - Operating/Promoting | 0 | 0 | 0 | 0 |
| Gambling - Equipment Violations | 0 | 0 | 0 | 0 |
| Gambling - Sports Tampering | 0 | 0 | 0 | 0 |
| Pornography/Obscene Material | 1 | 0 | 0 | 0 |
| Prostitution | 0 | 0 | 0 | 0 |
| Prostitution Assisting/Promoting | 0 | 0 | 0 | 0 |
| Purchasing Prostitution | 0 | 0 | 0 | 0 |
| Weapon Law Violations | 3 | 2 | 1 | 0 |
| Total Group A Offenses | 282 | 128 | 94 | 5 |

(*) Offenses are counted using the FBI Units of Count for Crime

(**) The 'Arrests' column shows arrests made for incidents during the selected period, regardless of arrest date. Arrest counts for the same period may change over time.

Mountain City Police Department - NIBRS Agency Crime Overview - 2018

| 2017 Population Estimate | | 2,409 | | Offenses (*) | | Arrests (**) | |
|---------------------------------------|-----------|----------------------------------|-----------------------------------|-------------------------|---------|--------------|----------|
| Offense Overview | | Group A Offenses | | Reported | Cleared | Adult | Juvenile |
| | | Crimes Against Persons | | | | | |
| Offense Total | 116 | Murder | | 0 | 0 | 0 | 0 |
| Number Cleared | 65 | Negligent Manslaughter | | 0 | 0 | 0 | 0 |
| Percent Cleared | 56.03 % | Negligent Vehicular Manslaughter | | 0 | 0 | 0 | 0 |
| Group A Crimes per 100,000 population | 4,815.3 | Kidnapping/Abduction | | 0 | 0 | 0 | 0 |
| | | Forcible Rape | | 0 | 0 | 0 | 0 |
| | | Forcible Sodomy | | 0 | 0 | 0 | 0 |
| | | Sexual Assault W/Object | | 0 | 0 | 0 | 0 |
| | | Forcible Fondling | | 0 | 0 | 0 | 0 |
| | | Incest | | 0 | 0 | 0 | 0 |
| | | Statutory Rape | | 1 | 1 | 1 | 0 |
| | | Aggravated Assault | | 3 | 1 | 1 | 0 |
| | | Simple Assault | | 16 | 11 | 10 | 1 |
| | | Intimidation | | 3 | 1 | 1 | 0 |
| | | Stalking | | 0 | 0 | 0 | 0 |
| | | Commercial Sex Acts | | 0 | 0 | 0 | 0 |
| | | Involuntary Servitude | | 0 | 0 | 0 | 0 |
| | | Average number offenses/incident | 1.20 | | | | |
| Domestic Violence Victims | | | | Crimes Against Property | | | |
| Offense | Reported | Cleared | | | | | |
| Murder | 0 | 0 | Arson | 0 | 0 | 0 | 0 |
| Aggravated Assault | 1 | 0 | Bribery | 0 | 0 | 0 | 0 |
| Simple Assault | 3 | 3 | Burglary | 7 | 2 | 4 | 0 |
| Intimidation | 1 | 0 | Counterfeiting/Forgery | 3 | 1 | 0 | 0 |
| Stalking | 0 | 0 | Destruction/Damage/Vandalism | 9 | 4 | 2 | 0 |
| Forcible Rape | 0 | 0 | Embezzlement | 0 | 0 | 0 | 0 |
| Forcible Sodomy | 0 | 0 | Extortion/Blackmail | 0 | 0 | 0 | 0 |
| Sexual Assault W/Object | 0 | 0 | Fraud - False Pretenses | 1 | 1 | 1 | 0 |
| Forcible Fondling | 0 | 0 | Fraud - Credit Card/ATM | 0 | 0 | 0 | 0 |
| Incest | 0 | 0 | Fraud - Impersonation | 1 | 0 | 0 | 0 |
| Statutory Rape | 0 | 0 | Fraud - Welfare | 0 | 0 | 0 | 0 |
| Kidnapping/Abduction | 0 | 0 | Fraud - Wire | 0 | 0 | 0 | 0 |
| Commercial Sex Acts | 0 | 0 | Fraud - Identity Theft | 0 | 0 | 0 | 0 |
| Involuntary Servitude | 0 | 0 | Fraud - Computer Hacking/Invasion | 0 | 0 | 0 | 0 |
| Total | 5 | 3 | Robbery | 1 | 1 | 1 | 0 |
| | | | Theft - Pocket-picking | 0 | 0 | 0 | 0 |
| | | | Theft - Purse Snatching | 0 | 0 | 0 | 0 |
| | | | Theft - Shoplifting | 2 | 1 | 1 | 0 |
| | | | Theft From Building | 4 | 1 | 0 | 0 |
| | | | Theft From Coin Machine | 0 | 0 | 0 | 0 |
| | | | Theft From Motor Vehicle | 4 | 2 | 2 | 0 |
| | | | Theft of Motor Vehicle Parts | 0 | 0 | 0 | 0 |
| | | | Theft - All Other Larceny | 20 | 5 | 5 | 0 |
| | | | Motor Vehicle Theft | 3 | 1 | 1 | 0 |
| | | | Stolen Property Offenses | 1 | 0 | 0 | 0 |
| Group B Arrests | | | | | | | |
| Offense | Adult | Juvenile | | | | | |
| Bad Checks | 0 | 0 | | | | | |
| Curfew/Vagrancy | 0 | 0 | | | | | |
| Disorderly Conduct | 1 | 0 | | | | | |
| DUI | 9 | 0 | | | | | |
| Drunkenness | 16 | 0 | | | | | |
| Family-Non Violent | 0 | 0 | | | | | |
| Liquor Law Violations | 0 | 0 | | | | | |
| Peeping Tom | 0 | 0 | | | | | |
| Runaway | 0 | 0 | | | | | |
| Trespass | 7 | 1 | | | | | |
| All Other Offenses | 7 | 0 | | | | | |
| Total Group B | 40 | 1 | | | | | |

(*) Offenses are counted using the FBI Units of Count for Crime

(**) The 'Arrests' column shows arrests made for incidents during the selected period, regardless of arrest date. Arrest counts for the same period may change over time.

This report is valid as of May 06, 2019 and is subject to change

Mountain City Police Department - NIBRS Agency Crime Overview - 2018

| Crimes Against Society | | | | |
|------------------------------------|------------|-----------|-----------|----------|
| Animal Cruelty | 0 | 0 | 0 | 0 |
| Drug/Narcotic Violations | 18 | 16 | 16 | 0 |
| Drug/Narcotic Equipment Violations | 15 | 13 | 2 | 0 |
| Gambling - Betting/Wagering | 0 | 0 | 0 | 0 |
| Gambling - Operating/Promoting | 0 | 0 | 0 | 0 |
| Gambling - Equipment Violations | 0 | 0 | 0 | 0 |
| Gambling - Sports Tampering | 0 | 0 | 0 | 0 |
| Pornography/Obscene Material | 1 | 0 | 0 | 0 |
| Prostitution | 0 | 0 | 0 | 0 |
| Prostitution Assisting/Promoting | 0 | 0 | 0 | 0 |
| Purchasing Prostitution | 0 | 0 | 0 | 0 |
| Weapon Law Violations | 3 | 3 | 0 | 0 |
| Total Group A Offenses | 116 | 65 | 48 | 1 |

(*) Offenses are counted using the FBI Units of Count for Crime

(**) The 'Arrests' column shows arrests made for incidents during the selected period, regardless of arrest date. Arrest counts for the same period may change over time.

Munford Police Department - NIBRS Agency Crime Overview - 2018

| 2017 Population Estimate | | 6,069 | | Offenses (*) | | Arrests (**) | |
|---------------------------------------|------------|----------------------------------|-----------------------------------|-------------------------|---------|--------------|----------|
| Offense Overview | | Group A Offenses | | Reported | Cleared | Adult | Juvenile |
| | | Crimes Against Persons | | | | | |
| Offense Total | 448 | Murder | | 0 | 0 | 0 | 0 |
| Number Cleared | 205 | Negligent Manslaughter | | 0 | 0 | 0 | 0 |
| Percent Cleared | 45.76 % | Negligent Vehicular Manslaughter | | 1 | 1 | 1 | 0 |
| Group A Crimes per 100,000 population | 7,381.8 | Kidnapping/Abduction | | 0 | 0 | 0 | 0 |
| | | Forcible Rape | | 3 | 1 | 0 | 0 |
| | | Forcible Sodomy | | 1 | 0 | 0 | 0 |
| | | Sexual Assault W/Object | | 3 | 1 | 0 | 1 |
| | | Forcible Fondling | | 2 | 0 | 0 | 0 |
| | | Incest | | 0 | 0 | 0 | 0 |
| | | Statutory Rape | | 0 | 0 | 0 | 0 |
| | | Aggravated Assault | | 20 | 14 | 15 | 0 |
| | | Simple Assault | | 65 | 44 | 30 | 8 |
| | | Intimidation | | 33 | 9 | 8 | 1 |
| | | Stalking | | 1 | 0 | 0 | 0 |
| | | Commercial Sex Acts | | 0 | 0 | 0 | 0 |
| | | Involuntary Servitude | | 0 | 0 | 0 | 0 |
| | | Average number offenses/incident | 1.21 | | | | |
| Domestic Violence Victims | | | | Crimes Against Property | | | |
| Offense | Reported | Cleared | | | | | |
| Murder | 0 | 0 | Arson | 0 | 0 | 0 | 0 |
| Aggravated Assault | 7 | 6 | Bribery | 0 | 0 | 0 | 0 |
| Simple Assault | 48 | 39 | Burglary | 30 | 1 | 1 | 0 |
| Intimidation | 17 | 8 | Counterfeiting/Forgery | 13 | 3 | 3 | 0 |
| Stalking | 1 | 0 | Destruction/Damage/Vandalism | 45 | 11 | 5 | 2 |
| Forcible Rape | 3 | 1 | Embezzlement | 1 | 1 | 1 | 0 |
| Forcible Sodomy | 1 | 0 | Extortion/Blackmail | 1 | 1 | 0 | 0 |
| Sexual Assault W/Object | 1 | 0 | Fraud - False Pretenses | 8 | 1 | 1 | 0 |
| Forcible Fondling | 0 | 0 | Fraud - Credit Card/ATM | 8 | 0 | 0 | 0 |
| Incest | 0 | 0 | Fraud - Impersonation | 2 | 0 | 0 | 0 |
| Statutory Rape | 0 | 0 | Fraud - Welfare | 0 | 0 | 0 | 0 |
| Kidnapping/Abduction | 0 | 0 | Fraud - Wire | 1 | 0 | 0 | 0 |
| Commercial Sex Acts | 0 | 0 | Fraud - Identity Theft | 3 | 1 | 1 | 0 |
| Involuntary Servitude | 0 | 0 | Fraud - Computer Hacking/Invasion | 0 | 0 | 0 | 0 |
| Total | 78 | 54 | Robbery | 1 | 0 | 0 | 0 |
| | | | Theft - Pocket-picking | 0 | 0 | 0 | 0 |
| | | | Theft - Purse Snatching | 0 | 0 | 0 | 0 |
| | | | Theft - Shoplifting | 9 | 3 | 3 | 0 |
| | | | Theft From Building | 13 | 1 | 1 | 0 |
| | | | Theft From Coin Machine | 1 | 0 | 0 | 0 |
| | | | Theft From Motor Vehicle | 23 | 0 | 0 | 0 |
| | | | Theft of Motor Vehicle Parts | 6 | 1 | 1 | 0 |
| | | | Theft - All Other Larceny | 26 | 4 | 2 | 0 |
| | | | Motor Vehicle Theft | 7 | 2 | 3 | 0 |
| | | | Stolen Property Offenses | 4 | 3 | 2 | 0 |
| Group B Arrests | | | | | | | |
| Offense | Adult | Juvenile | | | | | |
| Bad Checks | 0 | 0 | | | | | |
| Curfew/Vagrancy | 0 | 6 | | | | | |
| Disorderly Conduct | 4 | 4 | | | | | |
| DUI | 17 | 0 | | | | | |
| Drunkenness | 9 | 1 | | | | | |
| Family-Non Violent | 0 | 0 | | | | | |
| Liquor Law Violations | 4 | 0 | | | | | |
| Peeping Tom | 0 | 0 | | | | | |
| Runaway | 0 | 0 | | | | | |
| Trespass | 2 | 0 | | | | | |
| All Other Offenses | 161 | 12 | | | | | |
| Total Group B | 197 | 23 | | | | | |

(*) Offenses are counted using the FBI Units of Count for Crime

(**) The 'Arrests' column shows arrests made for incidents during the selected period, regardless of arrest date. Arrest counts for the same period may change over time.

This report is valid as of May 06, 2019 and is subject to change

Munford Police Department - NIBRS Agency Crime Overview - 2018

| Crimes Against Society | | | | |
|------------------------------------|------------|------------|------------|-----------|
| Animal Cruelty | 0 | 0 | 0 | 0 |
| Drug/Narcotic Violations | 68 | 59 | 61 | 14 |
| Drug/Narcotic Equipment Violations | 41 | 40 | 6 | 1 |
| Gambling - Betting/Wagering | 0 | 0 | 0 | 0 |
| Gambling - Operating/Promoting | 0 | 0 | 0 | 0 |
| Gambling - Equipment Violations | 0 | 0 | 0 | 0 |
| Gambling - Sports Tampering | 0 | 0 | 0 | 0 |
| Pornography/Obscene Material | 4 | 1 | 0 | 1 |
| Prostitution | 0 | 0 | 0 | 0 |
| Prostitution Assisting/Promoting | 0 | 0 | 0 | 0 |
| Purchasing Prostitution | 0 | 0 | 0 | 0 |
| Weapon Law Violations | 4 | 2 | 0 | 0 |
| Total Group A Offenses | 448 | 205 | 145 | 28 |

(*) Offenses are counted using the FBI Units of Count for Crime

(**) The 'Arrests' column shows arrests made for incidents during the selected period, regardless of arrest date. Arrest counts for the same period may change over time.

Murfreesboro Police Department - NIBRS Agency Crime Overview - 2018

| 2017 Population Estimate | 136,372 | Offenses (*) | | Arrests (**) | | |
|---------------------------------------|--------------|-----------------------------------|------------|--------------|----------|----|
| | | Reported | Cleared | Adult | Juvenile | |
| Offense Overview | | Group A Offenses | | | | |
| Crimes Against Persons | | Crimes Against Persons | | | | |
| Offense Total | 13,873 | Murder | 11 | 7 | 8 | 2 |
| Number Cleared | 4,339 | Negligent Manslaughter | 0 | 0 | 0 | 0 |
| Percent Cleared | 31.28 % | Negligent Vehicular Manslaughter | 0 | 0 | 0 | 0 |
| Group A Crimes per 100,000 population | 10,172.9 | Kidnapping/Abduction | 42 | 25 | 17 | 1 |
| | | Forcible Rape | 59 | 10 | 8 | 1 |
| | | Forcible Sodomy | 4 | 0 | 0 | 0 |
| | | Sexual Assault W/Object | 15 | 0 | 0 | 0 |
| | | Forcible Fondling | 38 | 0 | 0 | 0 |
| | | Incest | 0 | 0 | 0 | 0 |
| | | Statutory Rape | 12 | 5 | 5 | 0 |
| | | Aggravated Assault | 425 | 196 | 178 | 11 |
| | | Simple Assault | 2,048 | 526 | 358 | 32 |
| | | Intimidation | 1,771 | 94 | 28 | 2 |
| | | Stalking | 64 | 7 | 7 | 0 |
| | | Commercial Sex Acts | 0 | 0 | 0 | 0 |
| | | Involuntary Servitude | 0 | 0 | 0 | 0 |
| Arrest Overview | | Crimes Against Property | | | | |
| Crimes Against Property | | Crimes Against Property | | | | |
| Total Arrests | 4,422 | Arson | 6 | 1 | 1 | 0 |
| Adult Arrests | 4,180 | Bribery | 1 | 1 | 1 | 0 |
| Juvenile Arrests | 242 | Burglary | 625 | 38 | 33 | 5 |
| Unknown Age | 0 | Counterfeiting/Forgery | 172 | 26 | 28 | 0 |
| Arrests per 100,000 population | 3,242.6 | Destruction/Damage/Vandalism | 1,071 | 95 | 17 | 7 |
| | | Embezzlement | 41 | 12 | 8 | 3 |
| | | Extortion/Blackmail | 13 | 0 | 0 | 0 |
| | | Fraud - False Pretenses | 613 | 22 | 14 | 0 |
| | | Fraud - Credit Card/ATM | 256 | 2 | 1 | 0 |
| | | Fraud - Impersonation | 182 | 105 | 78 | 3 |
| | | Fraud - Welfare | 0 | 0 | 0 | 0 |
| | | Fraud - Wire | 29 | 0 | 0 | 0 |
| | | Fraud - Identity Theft | 3 | 0 | 0 | 0 |
| | | Fraud - Computer Hacking/Invasion | 0 | 0 | 0 | 0 |
| | | Robbery | 107 | 13 | 8 | 8 |
| | | Theft - Pocket-picking | 4 | 0 | 2 | 0 |
| | | Theft - Purse Snatching | 1 | 0 | 0 | 0 |
| | | Theft - Shoplifting | 1,236 | 687 | 761 | 76 |
| | | Theft From Building | 506 | 18 | 10 | 3 |
| | | Theft From Coin Machine | 5 | 0 | 0 | 0 |
| | | Theft From Motor Vehicle | 969 | 56 | 34 | 16 |
| | | Theft of Motor Vehicle Parts | 189 | 3 | 2 | 0 |
| | | Theft - All Other Larceny | 616 | 27 | 27 | 2 |
| | | Motor Vehicle Theft | 320 | 32 | 18 | 8 |
| | | Stolen Property Offenses | 49 | 44 | 33 | 8 |
| Domestic Violence Victims | | Group B Arrests | | | | |
| Offense | | Group B Arrests | | | | |
| Reported | | Adult | | | | |
| Cleared | | Juvenile | | | | |
| Murder | 2 | Bad Checks | 0 | 0 | | |
| Aggravated Assault | 197 | Curfew/Vagrancy | 0 | 1 | | |
| Simple Assault | 1,481 | Disorderly Conduct | 30 | 1 | | |
| Intimidation | 1,535 | DUI | 330 | 1 | | |
| Stalking | 37 | Drunkenness | 276 | 1 | | |
| Forcible Rape | 11 | Family-Non Violent | 2 | 0 | | |
| Forcible Sodomy | 1 | Liquor Law Violations | 11 | 1 | | |
| Sexual Assault W/Object | 3 | Peeping Tom | 0 | 0 | | |
| Forcible Fondling | 11 | Runaway | 0 | 0 | | |
| Incest | 0 | Trespass | 22 | 2 | | |
| Statutory Rape | 3 | All Other Offenses | 106 | 6 | | |
| Kidnapping/Abduction | 28 | Total Group B | 777 | 13 | | |
| Commercial Sex Acts | 0 | | | | | |
| Involuntary Servitude | 0 | | | | | |
| Total | 3,309 | | | | | |

(*) Offenses are counted using the FBI Units of Count for Crime

(**) The 'Arrests' column shows arrests made for incidents during the selected period, regardless of arrest date. Arrest counts for the same period may change over time.

This report is valid as of May 06, 2019 and is subject to change

Murfreesboro Police Department - NIBRS Agency Crime Overview - 2018

| Crimes Against Society | | | | |
|------------------------------------|---------------|--------------|--------------|------------|
| Animal Cruelty | 0 | 0 | 0 | 0 |
| Drug/Narcotic Violations | 1,258 | 1,218 | 1,243 | 36 |
| Drug/Narcotic Equipment Violations | 969 | 938 | 424 | 3 |
| Gambling - Betting/Wagering | 0 | 0 | 0 | 0 |
| Gambling - Operating/Promoting | 0 | 0 | 0 | 0 |
| Gambling - Equipment Violations | 0 | 0 | 0 | 0 |
| Gambling - Sports Tampering | 0 | 0 | 0 | 0 |
| Pornography/Obscene Material | 13 | 2 | 2 | 0 |
| Prostitution | 11 | 10 | 15 | 0 |
| Prostitution Assisting/Promoting | 0 | 0 | 0 | 0 |
| Purchasing Prostitution | 0 | 0 | 0 | 0 |
| Weapon Law Violations | 119 | 119 | 34 | 2 |
| Total Group A Offenses | 13,873 | 4,339 | 3,403 | 229 |

(*) Offenses are counted using the FBI Units of Count for Crime

(**) The 'Arrests' column shows arrests made for incidents during the selected period, regardless of arrest date. Arrest counts for the same period may change over time.

Nashville Metro Airport Police Department - NIBRS Agency Crime Overview - 2018

| 2017 Population Estimate | N/A | Offenses (*) | | Arrests (**) | | | |
|---------------------------------------|-----------------|----------------------------------|-----------------------------------|--------------|----------|---|---|
| | | Reported | Cleared | Adult | Juvenile | | |
| Offense Overview | | Group A Offenses | | | | | |
| | | Crimes Against Persons | | | | | |
| Offense Total | 284 | Murder | 0 | 0 | 0 | 0 | |
| Number Cleared | 118 | Negligent Manslaughter | 0 | 0 | 0 | 0 | |
| Percent Cleared | 41.55 % | Negligent Vehicular Manslaughter | 0 | 0 | 0 | 0 | |
| Group A Crimes per 100,000 population | N/A | Kidnapping/Abduction | 0 | 0 | 0 | 0 | |
| | | Forcible Rape | 0 | 0 | 0 | 0 | |
| | | Forcible Sodomy | 0 | 0 | 0 | 0 | |
| | | Sexual Assault W/Object | 0 | 0 | 0 | 0 | |
| Arrest Overview | | Forcible Fondling | 0 | 0 | 0 | 0 | |
| Total Arrests | 168 | Incest | 0 | 0 | 0 | 0 | |
| Adult Arrests | 164 | Statutory Rape | 0 | 0 | 0 | 0 | |
| Juvenile Arrests | 4 | Aggravated Assault | 1 | 1 | 1 | 0 | |
| Unknown Age | 0 | Simple Assault | 10 | 5 | 5 | 0 | |
| Arrests per 100,000 population | N/A | Intimidation | 0 | 0 | 0 | 0 | |
| | | Stalking | 0 | 0 | 0 | 0 | |
| | | Commercial Sex Acts | 0 | 0 | 0 | 0 | |
| Average number offenses/incident | 1.04 | Involuntary Servitude | 0 | 0 | 0 | 0 | |
| Domestic Violence Victims | | Crimes Against Property | | | | | |
| Offense | Reported | Cleared | | | | | |
| Murder | 0 | 0 | Arson | 0 | 0 | 0 | 0 |
| Aggravated Assault | 1 | 1 | Bribery | 0 | 0 | 0 | 0 |
| Simple Assault | 4 | 3 | Burglary | 0 | 0 | 0 | 0 |
| Intimidation | 0 | 0 | Counterfeiting/Forgery | 0 | 0 | 0 | 0 |
| Stalking | 0 | 0 | Destruction/Damage/Vandalism | 7 | 3 | 3 | 0 |
| Forcible Rape | 0 | 0 | Embezzlement | 2 | 2 | 2 | 0 |
| Forcible Sodomy | 0 | 0 | Extortion/Blackmail | 0 | 0 | 0 | 0 |
| Sexual Assault W/Object | 0 | 0 | Fraud - False Pretenses | 89 | 6 | 6 | 0 |
| Forcible Fondling | 0 | 0 | Fraud - Credit Card/ATM | 6 | 5 | 6 | 0 |
| Incest | 0 | 0 | Fraud - Impersonation | 5 | 3 | 3 | 0 |
| Statutory Rape | 0 | 0 | Fraud - Welfare | 0 | 0 | 0 | 0 |
| Kidnapping/Abduction | 0 | 0 | Fraud - Wire | 1 | 0 | 0 | 0 |
| Commercial Sex Acts | 0 | 0 | Fraud - Identity Theft | 0 | 0 | 0 | 0 |
| Involuntary Servitude | 0 | 0 | Fraud - Computer Hacking/Invasion | 0 | 0 | 0 | 0 |
| Total | 5 | 4 | Robbery | 1 | 0 | 0 | 0 |
| | | | Theft - Pocket-picking | 0 | 0 | 0 | 0 |
| | | | Theft - Purse Snatching | 0 | 0 | 0 | 0 |
| Group B Arrests | | | Theft - Shoplifting | 8 | 2 | 2 | 0 |
| Offense | Adult | Juvenile | Theft From Building | 27 | 4 | 4 | 0 |
| Bad Checks | 0 | 0 | Theft From Coin Machine | 0 | 0 | 0 | 0 |
| Curfew/Vagrancy | 0 | 0 | Theft From Motor Vehicle | 8 | 0 | 0 | 0 |
| Disorderly Conduct | 6 | 0 | Theft of Motor Vehicle Parts | 2 | 1 | 1 | 0 |
| DUI | 6 | 0 | Theft - All Other Larceny | 11 | 5 | 4 | 0 |
| Drunkenness | 26 | 0 | Motor Vehicle Theft | 26 | 8 | 6 | 4 |
| Family-Non Violent | 0 | 0 | Stolen Property Offenses | 0 | 0 | 0 | 0 |
| Liquor Law Violations | 0 | 0 | | | | | |
| Peeping Tom | 0 | 0 | | | | | |
| Runaway | 0 | 0 | | | | | |
| Trespass | 7 | 0 | | | | | |
| All Other Offenses | 3 | 0 | | | | | |
| Total Group B | 48 | 0 | | | | | |

(*) Offenses are counted using the FBI Units of Count for Crime

(**) The 'Arrests' column shows arrests made for incidents during the selected period, regardless of arrest date. Arrest counts for the same period may change over time.

This report is valid as of May 06, 2019 and is subject to change

Nashville Metro Airport Police Department - NIBRS Agency Crime Overview - 2018

| Crimes Against Society | | | | |
|------------------------------------|------------|------------|------------|----------|
| Animal Cruelty | 0 | 0 | 0 | 0 |
| Drug/Narcotic Violations | 50 | 45 | 47 | 0 |
| Drug/Narcotic Equipment Violations | 11 | 10 | 8 | 0 |
| Gambling - Betting/Wagering | 0 | 0 | 0 | 0 |
| Gambling - Operating/Promoting | 0 | 0 | 0 | 0 |
| Gambling - Equipment Violations | 0 | 0 | 0 | 0 |
| Gambling - Sports Tampering | 0 | 0 | 0 | 0 |
| Pornography/Obscene Material | 0 | 0 | 0 | 0 |
| Prostitution | 0 | 0 | 0 | 0 |
| Prostitution Assisting/Promoting | 0 | 0 | 0 | 0 |
| Purchasing Prostitution | 0 | 0 | 0 | 0 |
| Weapon Law Violations | 19 | 18 | 18 | 0 |
| Total Group A Offenses | 284 | 118 | 116 | 4 |

(*) Offenses are counted using the FBI Units of Count for Crime

(**) The 'Arrests' column shows arrests made for incidents during the selected period, regardless of arrest date. Arrest counts for the same period may change over time.

Nashville Metro Park Police - NIBRS Agency Crime Overview - 2018

| 2017 Population Estimate | N/A | Offenses (*) | | Arrests (**) | | |
|---------------------------------------|-----------------|----------------------------------|-----------------------------------|--------------|----------|---|
| | | Reported | Cleared | Adult | Juvenile | |
| Offense Overview | | Group A Offenses | | | | |
| | | Crimes Against Persons | | | | |
| Offense Total | 212 | Murder | 0 | 0 | 0 | 0 |
| Number Cleared | 21 | Negligent Manslaughter | 0 | 0 | 0 | 0 |
| Percent Cleared | 9.91 % | Negligent Vehicular Manslaughter | 0 | 0 | 0 | 0 |
| Group A Crimes per 100,000 population | N/A | Kidnapping/Abduction | 0 | 0 | 0 | 0 |
| | | Forcible Rape | 0 | 0 | 0 | 0 |
| | | Forcible Sodomy | 0 | 0 | 0 | 0 |
| | | Sexual Assault W/Object | 0 | 0 | 0 | 0 |
| Arrest Overview | | Forcible Fondling | 0 | 0 | 0 | 0 |
| Total Arrests | 66 | Incest | 0 | 0 | 0 | 0 |
| Adult Arrests | 62 | Statutory Rape | 0 | 0 | 0 | 0 |
| Juvenile Arrests | 4 | Aggravated Assault | 5 | 2 | 1 | 1 |
| Unknown Age | 0 | Simple Assault | 11 | 7 | 2 | 0 |
| Arrests per 100,000 population | N/A | Intimidation | 0 | 0 | 1 | 0 |
| | | Stalking | 0 | 0 | 0 | 0 |
| | | Commercial Sex Acts | 0 | 0 | 0 | 0 |
| Average number offenses/incident | 1.08 | Involuntary Servitude | 0 | 0 | 0 | 0 |
| Domestic Violence Victims | | Crimes Against Property | | | | |
| Offense | Reported | Cleared | | | | |
| Murder | 0 | 0 | Arson | 0 | 0 | 0 |
| Aggravated Assault | 1 | 0 | Bribery | 0 | 0 | 0 |
| Simple Assault | 3 | 3 | Burglary | 2 | 0 | 0 |
| Intimidation | 0 | 0 | Counterfeiting/Forgery | 1 | 0 | 0 |
| Stalking | 0 | 0 | Destruction/Damage/Vandalism | 54 | 2 | 1 |
| Forcible Rape | 0 | 0 | Embezzlement | 0 | 0 | 0 |
| Forcible Sodomy | 0 | 0 | Extortion/Blackmail | 0 | 0 | 0 |
| Sexual Assault W/Object | 0 | 0 | Fraud - False Pretenses | 0 | 0 | 0 |
| Forcible Fondling | 0 | 0 | Fraud - Credit Card/ATM | 0 | 0 | 1 |
| Incest | 0 | 0 | Fraud - Impersonation | 0 | 0 | 0 |
| Statutory Rape | 0 | 0 | Fraud - Welfare | 0 | 0 | 0 |
| Kidnapping/Abduction | 0 | 0 | Fraud - Wire | 0 | 0 | 0 |
| Commercial Sex Acts | 0 | 0 | Fraud - Identity Theft | 0 | 0 | 0 |
| Involuntary Servitude | 0 | 0 | Fraud - Computer Hacking/Invasion | 0 | 0 | 0 |
| Total | 4 | 3 | Robbery | 0 | 0 | 0 |
| | | | Theft - Pocket-picking | 0 | 0 | 0 |
| Group B Arrests | | | Theft - Purse Snatching | 0 | 0 | 0 |
| Offense | Adult | Juvenile | Theft - Shoplifting | 1 | 1 | 0 |
| Bad Checks | 0 | 0 | Theft From Building | 2 | 0 | 0 |
| Curfew/Vagrancy | 0 | 0 | Theft From Coin Machine | 0 | 0 | 0 |
| Disorderly Conduct | 6 | 0 | Theft From Motor Vehicle | 113 | 1 | 0 |
| DUI | 1 | 0 | Theft of Motor Vehicle Parts | 1 | 0 | 0 |
| Drunkenness | 3 | 0 | Theft - All Other Larceny | 6 | 0 | 1 |
| Family-Non Violent | 1 | 0 | Motor Vehicle Theft | 7 | 0 | 0 |
| Liquor Law Violations | 1 | 0 | Stolen Property Offenses | 0 | 0 | 0 |
| Peeping Tom | 0 | 0 | | | | |
| Runaway | 0 | 0 | | | | |
| Trespass | 6 | 0 | | | | |
| All Other Offenses | 28 | 0 | | | | |
| Total Group B | 46 | 0 | | | | |

(*) Offenses are counted using the FBI Units of Count for Crime

(**) The 'Arrests' column shows arrests made for incidents during the selected period, regardless of arrest date. Arrest counts for the same period may change over time.

This report is valid as of May 06, 2019 and is subject to change

Nashville Metro Park Police - NIBRS Agency Crime Overview - 2018

| Crimes Against Society | | | | |
|------------------------------------|------------|-----------|-----------|----------|
| Animal Cruelty | 0 | 0 | 0 | 0 |
| Drug/Narcotic Violations | 5 | 5 | 7 | 1 |
| Drug/Narcotic Equipment Violations | 1 | 1 | 0 | 0 |
| Gambling - Betting/Wagering | 0 | 0 | 0 | 0 |
| Gambling - Operating/Promoting | 0 | 0 | 0 | 0 |
| Gambling - Equipment Violations | 0 | 0 | 0 | 0 |
| Gambling - Sports Tampering | 0 | 0 | 0 | 0 |
| Pornography/Obscene Material | 0 | 0 | 0 | 0 |
| Prostitution | 0 | 0 | 0 | 0 |
| Prostitution Assisting/Promoting | 0 | 0 | 0 | 0 |
| Purchasing Prostitution | 0 | 0 | 0 | 0 |
| Weapon Law Violations | 3 | 2 | 2 | 2 |
| Total Group A Offenses | 212 | 21 | 16 | 4 |

(*) Offenses are counted using the FBI Units of Count for Crime

(**) The 'Arrests' column shows arrests made for incidents during the selected period, regardless of arrest date. Arrest counts for the same period may change over time.

Nashville Metro Police Department - NIBRS Agency Crime Overview - 2018

| 2017 Population Estimate | 667,560 | Offenses (*) | | Arrests (**) | | | |
|---------------------------------------|-----------------|----------------------------------|-----------------------------------|--------------|----------|-------|-----|
| | | Reported | Cleared | Adult | Juvenile | | |
| Offense Overview | | Group A Offenses | | | | | |
| | | Crimes Against Persons | | | | | |
| Offense Total | 82,244 | Murder | 89 | 55 | 77 | 11 | |
| Number Cleared | 31,309 | Negligent Manslaughter | 2 | 0 | 1 | 0 | |
| Percent Cleared | 38.07 % | Negligent Vehicular Manslaughter | 0 | 0 | 0 | 0 | |
| Group A Crimes per 100,000 population | 12,320.1 | Kidnapping/Abduction | 207 | 120 | 97 | 1 | |
| | | Forcible Rape | 345 | 79 | 7 | 1 | |
| | | Forcible Sodomy | 124 | 39 | 0 | 0 | |
| | | Sexual Assault W/Object | 67 | 19 | 0 | 0 | |
| | | Forcible Fondling | 391 | 172 | 19 | 4 | |
| | | Incest | 0 | 0 | 0 | 0 | |
| | | Statutory Rape | 30 | 12 | 1 | 0 | |
| | | Aggravated Assault | 5,043 | 2,477 | 1,582 | 197 | |
| | | Simple Assault | 11,742 | 8,313 | 2,134 | 232 | |
| | | Intimidation | 3,844 | 1,905 | 819 | 165 | |
| | | Stalking | 145 | 92 | 63 | 2 | |
| | | Commercial Sex Acts | 7 | 0 | 0 | 0 | |
| | | Involuntary Servitude | 0 | 0 | 0 | 0 | |
| | | Average number offenses/incident | 1.22 | | | | |
| Domestic Violence Victims | | Crimes Against Property | | | | | |
| Offense | Reported | Cleared | | | | | |
| Murder | 11 | 11 | Arson | 63 | 22 | 14 | 2 |
| Aggravated Assault | 1,438 | 1,267 | Bribery | 1 | 1 | 1 | 0 |
| Simple Assault | 6,599 | 5,980 | Burglary | 3,747 | 451 | 337 | 19 |
| Intimidation | 1,291 | 1,179 | Counterfeiting/Forgery | 840 | 114 | 64 | 4 |
| Stalking | 73 | 66 | Destruction/Damage/Vandalism | 6,920 | 1,924 | 848 | 111 |
| Forcible Rape | 67 | 34 | Embezzlement | 539 | 121 | 0 | 0 |
| Forcible Sodomy | 31 | 18 | Extortion/Blackmail | 102 | 2 | 1 | 0 |
| Sexual Assault W/Object | 27 | 9 | Fraud - False Pretenses | 2,229 | 144 | 104 | 2 |
| Forcible Fondling | 78 | 36 | Fraud - Credit Card/ATM | 2,309 | 30 | 22 | 0 |
| Incest | 0 | 0 | Fraud - Impersonation | 637 | 60 | 191 | 12 |
| Statutory Rape | 18 | 10 | Fraud - Welfare | 0 | 0 | 0 | 0 |
| Kidnapping/Abduction | 98 | 89 | Fraud - Wire | 142 | 1 | 0 | 0 |
| Commercial Sex Acts | 0 | 0 | Fraud - Identity Theft | 13 | 0 | 34 | 0 |
| Involuntary Servitude | 0 | 0 | Fraud - Computer Hacking/Invasion | 17 | 0 | 0 | 0 |
| Total | 9,731 | 8,699 | Robbery | 2,131 | 318 | 291 | 56 |
| | | | Theft - Pocket-picking | 288 | 12 | 0 | 0 |
| | | | Theft - Purse Snatching | 68 | 3 | 0 | 0 |
| | | | Theft - Shoplifting | 6,099 | 2,089 | 1,854 | 181 |
| | | | Theft From Building | 3,370 | 685 | 0 | 0 |
| | | | Theft From Coin Machine | 49 | 5 | 0 | 0 |
| | | | Theft From Motor Vehicle | 7,177 | 278 | 165 | 49 |
| | | | Theft of Motor Vehicle Parts | 1,680 | 24 | 0 | 0 |
| | | | Theft - All Other Larceny | 2,614 | 358 | 1,095 | 108 |
| | | | Motor Vehicle Theft | 3,184 | 181 | 164 | 64 |
| | | | Stolen Property Offenses | 6 | 4 | 2 | 0 |
| Group B Arrests | | | | | | | |
| Offense | Adult | Juvenile | | | | | |
| Bad Checks | 8 | 0 | | | | | |
| Curfew/Vagrancy | 0 | 364 | | | | | |
| Disorderly Conduct | 663 | 294 | | | | | |
| DUI | 1,136 | 0 | | | | | |
| Drunkenness | 2,277 | 3 | | | | | |
| Family-Non Violent | 431 | 0 | | | | | |
| Liquor Law Violations | 164 | 6 | | | | | |
| Peeping Tom | 0 | 0 | | | | | |
| Runaway | 0 | 0 | | | | | |
| Trespass | 2,421 | 113 | | | | | |
| All Other Offenses | 7,604 | 170 | | | | | |
| Total Group B | 14,704 | 950 | | | | | |

(*) Offenses are counted using the FBI Units of Count for Crime

(**) The 'Arrests' column shows arrests made for incidents during the selected period, regardless of arrest date. Arrest counts for the same period may change over time.

This report is valid as of May 06, 2019 and is subject to change

Nashville Metro Police Department - NIBRS Agency Crime Overview - 2018

| Crimes Against Society | | | | |
|------------------------------------|---------------|---------------|---------------|--------------|
| Animal Cruelty | 0 | 0 | 0 | 0 |
| Drug/Narcotic Violations | 7,272 | 5,630 | 4,634 | 373 |
| Drug/Narcotic Equipment Violations | 4,460 | 3,786 | 2,630 | 119 |
| Gambling - Betting/Wagering | 4 | 3 | 24 | 1 |
| Gambling - Operating/Promoting | 1 | 1 | 1 | 0 |
| Gambling - Equipment Violations | 24 | 18 | 5 | 5 |
| Gambling - Sports Tampering | 2 | 2 | 0 | 0 |
| Pornography/Obscene Material | 129 | 61 | 9 | 0 |
| Prostitution | 210 | 197 | 179 | 0 |
| Prostitution Assisting/Promoting | 3 | 2 | 4 | 0 |
| Purchasing Prostitution | 13 | 13 | 45 | 0 |
| Weapon Law Violations | 3,865 | 1,486 | 311 | 116 |
| Total Group A Offenses | 82,244 | 31,309 | 17,829 | 1,835 |

(*) Offenses are counted using the FBI Units of Count for Crime

(**) The 'Arrests' column shows arrests made for incidents during the selected period, regardless of arrest date. Arrest counts for the same period may change over time.

New Johnsonville Police Department - NIBRS Agency Crime Overview - 2018

| 2017 Population Estimate | 1,910 | Offenses (*) | | Arrests (**) | | | |
|---------------------------------------|-----------------|----------------------------------|-----------------------------------|--------------|----------|---|---|
| | | Reported | Cleared | Adult | Juvenile | | |
| Offense Overview | | Group A Offenses | | | | | |
| Crimes Against Persons | | Crimes Against Persons | | | | | |
| Offense Total | 131 | Murder | 0 | 0 | 0 | 0 | |
| Number Cleared | 86 | Negligent Manslaughter | 0 | 0 | 0 | 0 | |
| Percent Cleared | 65.65 % | Negligent Vehicular Manslaughter | 0 | 0 | 0 | 0 | |
| Group A Crimes per 100,000 population | 6,858.6 | Kidnapping/Abduction | 0 | 0 | 0 | 0 | |
| | | Forcible Rape | 0 | 0 | 0 | 0 | |
| | | Forcible Sodomy | 0 | 0 | 0 | 0 | |
| | | Sexual Assault W/Object | 0 | 0 | 0 | 0 | |
| | | Forcible Fondling | 0 | 0 | 0 | 0 | |
| Arrest Overview | | Incest | 0 | 0 | 0 | 0 | |
| Total Arrests | 87 | Statutory Rape | 0 | 0 | 0 | 0 | |
| Adult Arrests | 86 | Aggravated Assault | 1 | 1 | 1 | 0 | |
| Juvenile Arrests | 1 | Simple Assault | 6 | 2 | 2 | 0 | |
| Unknown Age | 0 | Intimidation | 1 | 1 | 1 | 0 | |
| Arrests per 100,000 population | 4,555.0 | Stalking | 0 | 0 | 0 | 0 | |
| | | Commercial Sex Acts | 0 | 0 | 0 | 0 | |
| Average number offenses/incident | 1.30 | Involuntary Servitude | 0 | 0 | 0 | 0 | |
| Domestic Violence Victims | | Crimes Against Property | | | | | |
| Offense | Reported | Cleared | | | | | |
| Murder | 0 | 0 | Arson | 0 | 0 | 0 | 0 |
| Aggravated Assault | 0 | 0 | Bribery | 0 | 0 | 0 | 0 |
| Simple Assault | 1 | 1 | Burglary | 19 | 3 | 3 | 0 |
| Intimidation | 0 | 0 | Counterfeiting/Forgery | 3 | 0 | 0 | 0 |
| Stalking | 0 | 0 | Destruction/Damage/Vandalism | 12 | 3 | 0 | 0 |
| Forcible Rape | 0 | 0 | Embezzlement | 0 | 0 | 0 | 0 |
| Forcible Sodomy | 0 | 0 | Extortion/Blackmail | 0 | 0 | 0 | 0 |
| Sexual Assault W/Object | 0 | 0 | Fraud - False Pretenses | 0 | 0 | 0 | 0 |
| Forcible Fondling | 0 | 0 | Fraud - Credit Card/ATM | 2 | 0 | 0 | 0 |
| Incest | 0 | 0 | Fraud - Impersonation | 1 | 1 | 1 | 0 |
| Statutory Rape | 0 | 0 | Fraud - Welfare | 0 | 0 | 0 | 0 |
| Kidnapping/Abduction | 0 | 0 | Fraud - Wire | 0 | 0 | 0 | 0 |
| Commercial Sex Acts | 0 | 0 | Fraud - Identity Theft | 1 | 0 | 0 | 0 |
| Involuntary Servitude | 0 | 0 | Fraud - Computer Hacking/Invasion | 0 | 0 | 0 | 0 |
| Total | 1 | 1 | Robbery | 0 | 0 | 0 | 0 |
| | | | Theft - Pocket-picking | 0 | 0 | 0 | 0 |
| | | | Theft - Purse Snatching | 0 | 0 | 0 | 0 |
| | | | Theft - Shoplifting | 3 | 2 | 2 | 0 |
| Group B Arrests | | | Theft From Building | 1 | 0 | 0 | 0 |
| Offense | Adult | Juvenile | Theft From Coin Machine | 0 | 0 | 0 | 0 |
| Bad Checks | 0 | 0 | Theft From Motor Vehicle | 0 | 0 | 0 | 0 |
| Curfew/Vagrancy | 0 | 0 | Theft of Motor Vehicle Parts | 0 | 0 | 0 | 0 |
| Disorderly Conduct | 0 | 0 | Theft - All Other Larceny | 12 | 4 | 4 | 0 |
| DUI | 6 | 0 | Motor Vehicle Theft | 1 | 1 | 1 | 0 |
| Drunkenness | 1 | 0 | Stolen Property Offenses | 0 | 0 | 0 | 0 |
| Family-Non Violent | 0 | 0 | | | | | |
| Liquor Law Violations | 0 | 0 | | | | | |
| Peeping Tom | 0 | 0 | | | | | |
| Runaway | 0 | 0 | | | | | |
| Trespass | 0 | 0 | | | | | |
| All Other Offenses | 4 | 0 | | | | | |
| Total Group B | 11 | 0 | | | | | |

(*) Offenses are counted using the FBI Units of Count for Crime

(**) The 'Arrests' column shows arrests made for incidents during the selected period, regardless of arrest date. Arrest counts for the same period may change over time.

This report is valid as of May 06, 2019 and is subject to change

New Johnsonville Police Department - NIBRS Agency Crime Overview - 2018

| Crimes Against Society | | | | |
|------------------------------------|------------|-----------|-----------|----------|
| Animal Cruelty | 0 | 0 | 0 | 0 |
| Drug/Narcotic Violations | 27 | 27 | 32 | 0 |
| Drug/Narcotic Equipment Violations | 39 | 39 | 26 | 1 |
| Gambling - Betting/Wagering | 0 | 0 | 0 | 0 |
| Gambling - Operating/Promoting | 0 | 0 | 0 | 0 |
| Gambling - Equipment Violations | 0 | 0 | 0 | 0 |
| Gambling - Sports Tampering | 0 | 0 | 0 | 0 |
| Pornography/Obscene Material | 0 | 0 | 0 | 0 |
| Prostitution | 0 | 0 | 0 | 0 |
| Prostitution Assisting/Promoting | 0 | 0 | 0 | 0 |
| Purchasing Prostitution | 0 | 0 | 0 | 0 |
| Weapon Law Violations | 2 | 2 | 2 | 0 |
| Total Group A Offenses | 131 | 86 | 75 | 1 |

(*) Offenses are counted using the FBI Units of Count for Crime

(**) The 'Arrests' column shows arrests made for incidents during the selected period, regardless of arrest date. Arrest counts for the same period may change over time.

New Market Police Department - NIBRS Agency Crime Overview - 2018

| 2017 Population Estimate | | 1,349 | | Offenses (*) | | Arrests (**) | |
|---------------------------------------|-----------|----------------------------------|-----------------|--------------------------------|----------|--------------|----------|
| | | | | Reported | Cleared | Adult | Juvenile |
| Offense Overview | | | | Group A Offenses | | | |
| Crimes Against Persons | | | | Crimes Against Persons | | | |
| Offense Total | 49 | Murder | 0 | 0 | 0 | 0 | |
| Number Cleared | 34 | Negligent Manslaughter | 0 | 0 | 0 | 0 | |
| Percent Cleared | 69.39 % | Negligent Vehicular Manslaughter | 0 | 0 | 0 | 0 | |
| Group A Crimes per 100,000 population | 3,632.3 | Kidnapping/Abduction | 0 | 0 | 0 | 0 | |
| | | Forcible Rape | 0 | 0 | 0 | 0 | |
| | | Forcible Sodomy | 0 | 0 | 0 | 0 | |
| | | Sexual Assault W/Object | 0 | 0 | 0 | 0 | |
| | | Forcible Fondling | 0 | 0 | 0 | 0 | |
| | | Incest | 0 | 0 | 0 | 0 | |
| | | Statutory Rape | 0 | 0 | 0 | 0 | |
| | | Aggravated Assault | 1 | 1 | 1 | 0 | |
| | | Simple Assault | 5 | 4 | 4 | 0 | |
| | | Intimidation | 0 | 0 | 0 | 0 | |
| | | Stalking | 1 | 0 | 0 | 0 | |
| | | Commercial Sex Acts | 0 | 0 | 0 | 0 | |
| | | Involuntary Servitude | 0 | 0 | 0 | 0 | |
| Arrest Overview | | | | Crimes Against Property | | | |
| Domestic Violence Victims | | | | Crimes Against Property | | | |
| Offense | | Reported | Cleared | | | | |
| Murder | 0 | 0 | 0 | 0 | 0 | 0 | |
| Aggravated Assault | 0 | 0 | 0 | 0 | 0 | 0 | |
| Simple Assault | 1 | 1 | 0 | 0 | 0 | 0 | |
| Intimidation | 0 | 0 | 0 | 0 | 0 | 0 | |
| Stalking | 0 | 0 | 0 | 0 | 0 | 0 | |
| Forcible Rape | 0 | 0 | 0 | 0 | 0 | 0 | |
| Forcible Sodomy | 0 | 0 | 0 | 0 | 0 | 0 | |
| Sexual Assault W/Object | 0 | 0 | 0 | 0 | 0 | 0 | |
| Forcible Fondling | 0 | 0 | 0 | 0 | 0 | 0 | |
| Incest | 0 | 0 | 0 | 0 | 0 | 0 | |
| Statutory Rape | 0 | 0 | 0 | 0 | 0 | 0 | |
| Kidnapping/Abduction | 0 | 0 | 0 | 0 | 0 | 0 | |
| Commercial Sex Acts | 0 | 0 | 0 | 0 | 0 | 0 | |
| Involuntary Servitude | 0 | 0 | 0 | 0 | 0 | 0 | |
| Total | 1 | 1 | 1 | 2 | 2 | 1 | |
| Group B Arrests | | | | Crimes Against Property | | | |
| Offense | | Adult | Juvenile | | | | |
| Bad Checks | 0 | 0 | 0 | 0 | 0 | 0 | |
| Curfew/Vagrancy | 0 | 0 | 0 | 0 | 0 | 0 | |
| Disorderly Conduct | 0 | 0 | 0 | 0 | 0 | 0 | |
| DUI | 15 | 0 | 0 | 0 | 0 | 0 | |
| Drunkenness | 16 | 0 | 0 | 0 | 0 | 0 | |
| Family-Non Violent | 0 | 0 | 0 | 0 | 0 | 0 | |
| Liquor Law Violations | 0 | 0 | 0 | 0 | 0 | 0 | |
| Peeping Tom | 0 | 0 | 0 | 0 | 0 | 0 | |
| Runaway | 0 | 0 | 0 | 0 | 0 | 0 | |
| Trespass | 0 | 0 | 0 | 0 | 0 | 0 | |
| All Other Offenses | 3 | 0 | 0 | 0 | 0 | 0 | |
| Total Group B | 34 | 0 | 0 | 2 | 0 | 0 | |

(*) Offenses are counted using the FBI Units of Count for Crime

(**) The 'Arrests' column shows arrests made for incidents during the selected period, regardless of arrest date. Arrest counts for the same period may change over time.

This report is valid as of May 06, 2019 and is subject to change

New Market Police Department - NIBRS Agency Crime Overview - 2018

| Crimes Against Society | | | | |
|------------------------------------|-----------|-----------|-----------|----------|
| Animal Cruelty | 0 | 0 | 0 | 0 |
| Drug/Narcotic Violations | 17 | 16 | 16 | 0 |
| Drug/Narcotic Equipment Violations | 9 | 8 | 5 | 0 |
| Gambling - Betting/Wagering | 0 | 0 | 0 | 0 |
| Gambling - Operating/Promoting | 0 | 0 | 0 | 0 |
| Gambling - Equipment Violations | 0 | 0 | 0 | 0 |
| Gambling - Sports Tampering | 0 | 0 | 0 | 0 |
| Pornography/Obscene Material | 0 | 0 | 0 | 0 |
| Prostitution | 0 | 0 | 0 | 0 |
| Prostitution Assisting/Promoting | 0 | 0 | 0 | 0 |
| Purchasing Prostitution | 0 | 0 | 0 | 0 |
| Weapon Law Violations | 0 | 0 | 0 | 0 |
| Total Group A Offenses | 49 | 34 | 28 | 0 |

(*) Offenses are counted using the FBI Units of Count for Crime

(**) The 'Arrests' column shows arrests made for incidents during the selected period, regardless of arrest date. Arrest counts for the same period may change over time.

New Tazewell Police Department - NIBRS Agency Crime Overview - 2018

| 2017 Population Estimate | | 2,724 | | Offenses (*) | | Arrests (**) | |
|---------------------------------------|-----------------|----------------------------------|-----------------------------------|--------------------------------|---------|--------------|----------|
| | | | | Reported | Cleared | Adult | Juvenile |
| Offense Overview | | | | Group A Offenses | | | |
| Crimes Against Persons | | | | Crimes Against Persons | | | |
| Offense Total | 291 | Murder | 0 | 0 | 0 | 0 | |
| Number Cleared | 240 | Negligent Manslaughter | 0 | 0 | 0 | 0 | |
| Percent Cleared | 82.47 % | Negligent Vehicular Manslaughter | 0 | 0 | 0 | 0 | |
| Group A Crimes per 100,000 population | 10,682.8 | Kidnapping/Abduction | 0 | 0 | 0 | 0 | |
| | | Forcible Rape | 0 | 0 | 0 | 0 | |
| | | Forcible Sodomy | 0 | 0 | 0 | 0 | |
| | | Sexual Assault W/Object | 0 | 0 | 0 | 0 | |
| Arrest Overview | | Forcible Fondling | 1 | 1 | 1 | 0 | |
| Total Arrests | 299 | Incest | 0 | 0 | 0 | 0 | |
| Adult Arrests | 293 | Statutory Rape | 0 | 0 | 0 | 0 | |
| Juvenile Arrests | 6 | Aggravated Assault | 6 | 5 | 1 | 0 | |
| Unknown Age | 0 | Simple Assault | 36 | 31 | 26 | 1 | |
| Arrests per 100,000 population | 10,976.5 | Intimidation | 1 | 1 | 1 | 0 | |
| | | Stalking | 0 | 0 | 0 | 0 | |
| | | Commercial Sex Acts | 0 | 0 | 0 | 0 | |
| Average number offenses/incident | 1.24 | Involuntary Servitude | 0 | 0 | 0 | 0 | |
| Domestic Violence Victims | | | | Crimes Against Property | | | |
| Offense | Reported | Cleared | Arson | | | | |
| Murder | 0 | 0 | 0 | 0 | 0 | 0 | |
| Aggravated Assault | 0 | 0 | Bribery | 0 | 0 | 0 | |
| Simple Assault | 24 | 23 | Burglary | 16 | 10 | 11 | |
| Intimidation | 1 | 1 | Counterfeiting/Forgery | 3 | 1 | 1 | |
| Stalking | 0 | 0 | Destruction/Damage/Vandalism | 15 | 10 | 3 | |
| Forcible Rape | 0 | 0 | Embezzlement | 0 | 0 | 0 | |
| Forcible Sodomy | 0 | 0 | Extortion/Blackmail | 0 | 0 | 0 | |
| Sexual Assault W/Object | 0 | 0 | Fraud - False Pretenses | 6 | 4 | 2 | |
| Forcible Fondling | 0 | 0 | Fraud - Credit Card/ATM | 1 | 0 | 0 | |
| Incest | 0 | 0 | Fraud - Impersonation | 2 | 2 | 2 | |
| Statutory Rape | 0 | 0 | Fraud - Welfare | 0 | 0 | 0 | |
| Kidnapping/Abduction | 0 | 0 | Fraud - Wire | 0 | 0 | 0 | |
| Commercial Sex Acts | 0 | 0 | Fraud - Identity Theft | 0 | 0 | 0 | |
| Involuntary Servitude | 0 | 0 | Fraud - Computer Hacking/Invasion | 0 | 0 | 0 | |
| Total | 25 | 24 | Robbery | 3 | 3 | 4 | |
| | | | Theft - Pocket-picking | 0 | 0 | 0 | |
| | | | Theft - Purse Snatching | 0 | 0 | 0 | |
| | | | Theft - Shoplifting | 65 | 60 | 60 | |
| Group B Arrests | | | Theft From Building | 2 | 0 | 0 | |
| Offense | Adult | Juvenile | Theft From Coin Machine | 0 | 0 | 0 | |
| Bad Checks | 0 | 0 | Theft From Motor Vehicle | 7 | 1 | 1 | |
| Curfew/Vagrancy | 0 | 0 | Theft of Motor Vehicle Parts | 2 | 1 | 1 | |
| Disorderly Conduct | 9 | 0 | Theft - All Other Larceny | 14 | 4 | 3 | |
| DUI | 10 | 0 | Motor Vehicle Theft | 8 | 3 | 3 | |
| Drunkenness | 16 | 0 | Stolen Property Offenses | 0 | 0 | 0 | |
| Family-Non Violent | 1 | 0 | | | | | |
| Liquor Law Violations | 0 | 0 | | | | | |
| Peeping Tom | 0 | 0 | | | | | |
| Runaway | 0 | 0 | | | | | |
| Trespass | 18 | 0 | | | | | |
| All Other Offenses | 37 | 0 | | | | | |
| Total Group B | 91 | 0 | | | | | |

(*) Offenses are counted using the FBI Units of Count for Crime

(**) The 'Arrests' column shows arrests made for incidents during the selected period, regardless of arrest date. Arrest counts for the same period may change over time.

This report is valid as of May 06, 2019 and is subject to change

New Tazewell Police Department - NIBRS Agency Crime Overview - 2018

| Crimes Against Society | | | | |
|------------------------------------|------------|------------|------------|----------|
| Animal Cruelty | 0 | 0 | 0 | 0 |
| Drug/Narcotic Violations | 74 | 74 | 72 | 2 |
| Drug/Narcotic Equipment Violations | 21 | 21 | 7 | 0 |
| Gambling - Betting/Wagering | 0 | 0 | 0 | 0 |
| Gambling - Operating/Promoting | 0 | 0 | 0 | 0 |
| Gambling - Equipment Violations | 0 | 0 | 0 | 0 |
| Gambling - Sports Tampering | 0 | 0 | 0 | 0 |
| Pornography/Obscene Material | 0 | 0 | 0 | 0 |
| Prostitution | 0 | 0 | 0 | 0 |
| Prostitution Assisting/Promoting | 0 | 0 | 0 | 0 |
| Purchasing Prostitution | 0 | 0 | 0 | 0 |
| Weapon Law Violations | 8 | 8 | 3 | 0 |
| Total Group A Offenses | 291 | 240 | 202 | 6 |

(*) Offenses are counted using the FBI Units of Count for Crime

(**) The 'Arrests' column shows arrests made for incidents during the selected period, regardless of arrest date. Arrest counts for the same period may change over time.

Newbern Police Department - NIBRS Agency Crime Overview - 2018

| 2017 Population Estimate | | 3,332 | | Offenses (*) | | Arrests (**) | |
|---------------------------------------|---------|-----------------------------------|-----------|--------------|---------|--------------|----------|
| Offense Overview | | Group A Offenses | | Reported | Cleared | Adult | Juvenile |
| Offense Total | 189 | Crimes Against Persons | | | | | |
| Number Cleared | 68 | Murder | | 0 | 0 | 0 | 0 |
| Percent Cleared | 35.98 % | Negligent Manslaughter | | 0 | 0 | 0 | 0 |
| Group A Crimes per 100,000 population | 5,672.3 | Negligent Vehicular Manslaughter | | 0 | 0 | 0 | 0 |
| | | Kidnapping/Abduction | | 0 | 0 | 0 | 0 |
| | | Forcible Rape | | 1 | 0 | 0 | 0 |
| | | Forcible Sodomy | | 0 | 0 | 0 | 0 |
| | | Sexual Assault W/Object | | 0 | 0 | 0 | 0 |
| | | Forcible Fondling | | 0 | 0 | 0 | 0 |
| | | Incest | | 0 | 0 | 0 | 0 |
| | | Statutory Rape | | 1 | 1 | 1 | 0 |
| | | Aggravated Assault | | 9 | 6 | 5 | 1 |
| | | Simple Assault | | 36 | 27 | 28 | 1 |
| | | Intimidation | | 4 | 4 | 4 | 0 |
| | | Stalking | | 0 | 0 | 0 | 0 |
| | | Commercial Sex Acts | | 0 | 0 | 0 | 0 |
| | | Involuntary Servitude | | 0 | 0 | 0 | 0 |
| | | Crimes Against Property | | | | | |
| | | Arson | | 0 | 0 | 0 | 0 |
| | | Bribery | | 0 | 0 | 0 | 0 |
| | | Burglary | | 5 | 0 | 0 | 0 |
| | | Counterfeiting/Forgery | | 4 | 0 | 0 | 0 |
| | | Destruction/Damage/Vandalism | | 36 | 9 | 6 | 6 |
| | | Embezzlement | | 0 | 0 | 0 | 0 |
| | | Extortion/Blackmail | | 0 | 0 | 0 | 0 |
| | | Fraud - False Pretenses | | 5 | 0 | 0 | 0 |
| | | Fraud - Credit Card/ATM | | 1 | 0 | 0 | 0 |
| | | Fraud - Impersonation | | 0 | 0 | 0 | 0 |
| | | Fraud - Welfare | | 0 | 0 | 0 | 0 |
| | | Fraud - Wire | | 0 | 0 | 0 | 0 |
| | | Fraud - Identity Theft | | 0 | 0 | 0 | 0 |
| | | Fraud - Computer Hacking/Invasion | | 0 | 0 | 0 | 0 |
| | | Robbery | | 3 | 0 | 0 | 0 |
| | | Theft - Pocket-picking | | 0 | 0 | 0 | 0 |
| | | Theft - Purse Snatching | | 0 | 0 | 0 | 0 |
| | | Theft - Shoplifting | | 4 | 4 | 2 | 0 |
| | | Theft From Building | | 21 | 1 | 1 | 0 |
| | | Theft From Coin Machine | | 0 | 0 | 0 | 0 |
| | | Theft From Motor Vehicle | | 7 | 0 | 0 | 0 |
| | | Theft of Motor Vehicle Parts | | 2 | 0 | 0 | 0 |
| | | Theft - All Other Larceny | | 29 | 2 | 1 | 1 |
| | | Motor Vehicle Theft | | 6 | 3 | 3 | 0 |
| | | Stolen Property Offenses | | 0 | 0 | 0 | 0 |
| | | Domestic Violence Victims | | | | | |
| | | Offense | Reported | Cleared | | | |
| | | Murder | 0 | 0 | | | |
| | | Aggravated Assault | 3 | 2 | | | |
| | | Simple Assault | 19 | 15 | | | |
| | | Intimidation | 1 | 1 | | | |
| | | Stalking | 0 | 0 | | | |
| | | Forcible Rape | 0 | 0 | | | |
| | | Forcible Sodomy | 0 | 0 | | | |
| | | Sexual Assault W/Object | 0 | 0 | | | |
| | | Forcible Fondling | 0 | 0 | | | |
| | | Incest | 0 | 0 | | | |
| | | Statutory Rape | 1 | 1 | | | |
| | | Kidnapping/Abduction | 0 | 0 | | | |
| | | Commercial Sex Acts | 0 | 0 | | | |
| | | Involuntary Servitude | 0 | 0 | | | |
| | | Total | 24 | 19 | | | |
| | | Group B Arrests | | | | | |
| | | Offense | Adult | Juvenile | | | |
| | | Bad Checks | 2 | 0 | | | |
| | | Curfew/Vagrancy | 0 | 0 | | | |
| | | Disorderly Conduct | 6 | 0 | | | |
| | | DUI | 2 | 0 | | | |
| | | Drunkenness | 8 | 0 | | | |
| | | Family-Non Violent | 0 | 1 | | | |
| | | Liquor Law Violations | 0 | 0 | | | |
| | | Peeping Tom | 0 | 0 | | | |
| | | Runaway | 0 | 0 | | | |
| | | Trespass | 7 | 0 | | | |
| | | All Other Offenses | 48 | 4 | | | |
| | | Total Group B | 73 | 5 | | | |

(*) Offenses are counted using the FBI Units of Count for Crime

(**) The 'Arrests' column shows arrests made for incidents during the selected period, regardless of arrest date. Arrest counts for the same period may change over time.

Newbern Police Department - NIBRS Agency Crime Overview - 2018

| Crimes Against Society | | | | |
|------------------------------------|------------|-----------|-----------|----------|
| Animal Cruelty | 0 | 0 | 0 | 0 |
| Drug/Narcotic Violations | 12 | 8 | 9 | 0 |
| Drug/Narcotic Equipment Violations | 2 | 2 | 0 | 0 |
| Gambling - Betting/Wagering | 0 | 0 | 0 | 0 |
| Gambling - Operating/Promoting | 0 | 0 | 0 | 0 |
| Gambling - Equipment Violations | 0 | 0 | 0 | 0 |
| Gambling - Sports Tampering | 0 | 0 | 0 | 0 |
| Pornography/Obscene Material | 0 | 0 | 0 | 0 |
| Prostitution | 0 | 0 | 0 | 0 |
| Prostitution Assisting/Promoting | 0 | 0 | 0 | 0 |
| Purchasing Prostitution | 0 | 0 | 0 | 0 |
| Weapon Law Violations | 1 | 1 | 0 | 0 |
| Total Group A Offenses | 189 | 68 | 60 | 9 |

(*) Offenses are counted using the FBI Units of Count for Crime

(**) The 'Arrests' column shows arrests made for incidents during the selected period, regardless of arrest date. Arrest counts for the same period may change over time.

Newport Police Department - NIBRS Agency Crime Overview - 2018

| 2017 Population Estimate | | 6,790 | | Offenses (*) | | Arrests (**) | |
|---------------------------------------|------------|----------------------------------|-----------------------------------|-------------------------|---------|--------------|----------|
| Offense Overview | | Crimes Against Persons | | Reported | Cleared | Adult | Juvenile |
| Offense Total | 1,277 | Murder | | 0 | 0 | 0 | 0 |
| Number Cleared | 694 | Negligent Manslaughter | | 0 | 0 | 0 | 0 |
| Percent Cleared | 54.35 % | Negligent Vehicular Manslaughter | | 0 | 0 | 0 | 0 |
| Group A Crimes per 100,000 population | 18,807.1 | Kidnapping/Abduction | | 9 | 7 | 2 | 0 |
| | | Forcible Rape | | 3 | 2 | 1 | 0 |
| | | Forcible Sodomy | | 1 | 0 | 0 | 0 |
| | | Sexual Assault W/Object | | 0 | 0 | 0 | 0 |
| | | Forcible Fondling | | 2 | 2 | 2 | 0 |
| | | Incest | | 0 | 0 | 0 | 0 |
| | | Statutory Rape | | 2 | 1 | 1 | 0 |
| | | Aggravated Assault | | 53 | 43 | 30 | 1 |
| | | Simple Assault | | 118 | 84 | 71 | 3 |
| | | Intimidation | | 85 | 27 | 14 | 0 |
| | | Stalking | | 5 | 2 | 2 | 0 |
| | | Commercial Sex Acts | | 0 | 0 | 0 | 0 |
| | | Involuntary Servitude | | 0 | 0 | 0 | 0 |
| | | Average number offenses/incident | 1.19 | | | | |
| Domestic Violence Victims | | | | Crimes Against Property | | | |
| Offense | Reported | Cleared | | Reported | Cleared | Adult | Juvenile |
| Murder | 0 | 0 | Arson | 0 | 0 | 0 | 0 |
| Aggravated Assault | 18 | 15 | Bribery | 0 | 0 | 0 | 0 |
| Simple Assault | 78 | 57 | Burglary | 34 | 12 | 14 | 1 |
| Intimidation | 28 | 11 | Counterfeiting/Forgery | 24 | 8 | 6 | 0 |
| Stalking | 2 | 2 | Destruction/Damage/Vandalism | 136 | 40 | 17 | 0 |
| Forcible Rape | 0 | 0 | Embezzlement | 9 | 5 | 5 | 0 |
| Forcible Sodomy | 0 | 0 | Extortion/Blackmail | 1 | 1 | 1 | 0 |
| Sexual Assault W/Object | 0 | 0 | Fraud - False Pretenses | 55 | 26 | 29 | 0 |
| Forcible Fondling | 1 | 1 | Fraud - Credit Card/ATM | 17 | 6 | 0 | 1 |
| Incest | 0 | 0 | Fraud - Impersonation | 9 | 7 | 8 | 0 |
| Statutory Rape | 1 | 0 | Fraud - Welfare | 1 | 0 | 0 | 0 |
| Kidnapping/Abduction | 2 | 2 | Fraud - Wire | 3 | 0 | 0 | 0 |
| Commercial Sex Acts | 0 | 0 | Fraud - Identity Theft | 1 | 0 | 0 | 0 |
| Involuntary Servitude | 0 | 0 | Fraud - Computer Hacking/Invasion | 0 | 0 | 0 | 0 |
| Total | 130 | 88 | Robbery | 3 | 1 | 2 | 0 |
| | | | Theft - Pocket-picking | 1 | 1 | 0 | 0 |
| | | | Theft - Purse Snatching | 2 | 1 | 1 | 0 |
| | | | Theft - Shoplifting | 211 | 147 | 158 | 7 |
| | | | Theft From Building | 102 | 23 | 14 | 0 |
| | | | Theft From Coin Machine | 3 | 1 | 1 | 0 |
| | | | Theft From Motor Vehicle | 52 | 11 | 5 | 0 |
| | | | Theft of Motor Vehicle Parts | 22 | 5 | 2 | 0 |
| | | | Theft - All Other Larceny | 70 | 13 | 9 | 0 |
| | | | Motor Vehicle Theft | 46 | 23 | 19 | 0 |
| | | | Stolen Property Offenses | 0 | 0 | 0 | 0 |
| Group B Arrests | | | | | | | |
| Offense | Adult | Juvenile | | | | | |
| Bad Checks | 1 | 0 | | | | | |
| Curfew/Vagrancy | 0 | 0 | | | | | |
| Disorderly Conduct | 48 | 1 | | | | | |
| DUI | 83 | 0 | | | | | |
| Drunkenness | 63 | 0 | | | | | |
| Family-Non Violent | 12 | 0 | | | | | |
| Liquor Law Violations | 4 | 2 | | | | | |
| Peeping Tom | 0 | 0 | | | | | |
| Runaway | 0 | 0 | | | | | |
| Trespass | 17 | 0 | | | | | |
| All Other Offenses | 55 | 0 | | | | | |
| Total Group B | 283 | 3 | | | | | |

(*) Offenses are counted using the FBI Units of Count for Crime

(**) The 'Arrests' column shows arrests made for incidents during the selected period, regardless of arrest date. Arrest counts for the same period may change over time.

This report is valid as of May 06, 2019 and is subject to change

Newport Police Department - NIBRS Agency Crime Overview - 2018

| Crimes Against Society | | | | |
|------------------------------------|--------------|------------|------------|-----------|
| Animal Cruelty | 1 | 1 | 1 | 0 |
| Drug/Narcotic Violations | 96 | 96 | 94 | 6 |
| Drug/Narcotic Equipment Violations | 87 | 86 | 51 | 0 |
| Gambling - Betting/Wagering | 0 | 0 | 0 | 0 |
| Gambling - Operating/Promoting | 0 | 0 | 0 | 0 |
| Gambling - Equipment Violations | 0 | 0 | 0 | 0 |
| Gambling - Sports Tampering | 0 | 0 | 0 | 0 |
| Pornography/Obscene Material | 0 | 0 | 0 | 0 |
| Prostitution | 0 | 0 | 0 | 0 |
| Prostitution Assisting/Promoting | 1 | 0 | 0 | 0 |
| Purchasing Prostitution | 0 | 0 | 0 | 0 |
| Weapon Law Violations | 12 | 12 | 5 | 0 |
| Total Group A Offenses | 1,277 | 694 | 565 | 19 |

(*) Offenses are counted using the FBI Units of Count for Crime

(**) The 'Arrests' column shows arrests made for incidents during the selected period, regardless of arrest date. Arrest counts for the same period may change over time.

This report is valid as of May 06, 2019 and is subject to change

Niota Police Department - NIBRS Agency Crime Overview - 2018

| 2017 Population Estimate | | 722 | | Offenses (*) | | Arrests (**) | |
|---------------------------------------|----------|----------------------------------|-----------------------------------|-------------------------|---------|--------------|----------|
| Offense Overview | | Crimes Against Persons | | Reported | Cleared | Adult | Juvenile |
| Offense Total | 31 | Murder | | 0 | 0 | 0 | 0 |
| Number Cleared | 9 | Negligent Manslaughter | | 0 | 0 | 0 | 0 |
| Percent Cleared | 29.03 % | Negligent Vehicular Manslaughter | | 0 | 0 | 0 | 0 |
| Group A Crimes per 100,000 population | 4,293.6 | Kidnapping/Abduction | | 0 | 0 | 0 | 0 |
| | | Forcible Rape | | 0 | 0 | 0 | 0 |
| | | Forcible Sodomy | | 0 | 0 | 0 | 0 |
| | | Sexual Assault W/Object | | 0 | 0 | 0 | 0 |
| | | Forcible Fondling | | 0 | 0 | 0 | 0 |
| | | Incest | | 0 | 0 | 0 | 0 |
| | | Statutory Rape | | 0 | 0 | 0 | 0 |
| | | Aggravated Assault | | 1 | 1 | 1 | 0 |
| | | Simple Assault | | 5 | 0 | 0 | 0 |
| | | Intimidation | | 1 | 0 | 0 | 0 |
| | | Stalking | | 0 | 0 | 0 | 0 |
| | | Commercial Sex Acts | | 0 | 0 | 0 | 0 |
| | | Involuntary Servitude | | 0 | 0 | 0 | 0 |
| | | Average number offenses/incident | 1.15 | | | | |
| Domestic Violence Victims | | | | Crimes Against Property | | | |
| Offense | Reported | Cleared | | Reported | Cleared | Adult | Juvenile |
| Murder | 0 | 0 | Arson | 0 | 0 | 0 | 0 |
| Aggravated Assault | 1 | 1 | Bribery | 0 | 0 | 0 | 0 |
| Simple Assault | 5 | 0 | Burglary | 0 | 0 | 0 | 0 |
| Intimidation | 0 | 0 | Counterfeiting/Forgery | 1 | 0 | 0 | 0 |
| Stalking | 0 | 0 | Destruction/Damage/Vandalism | 1 | 0 | 0 | 0 |
| Forcible Rape | 0 | 0 | Embezzlement | 0 | 0 | 0 | 0 |
| Forcible Sodomy | 0 | 0 | Extortion/Blackmail | 0 | 0 | 0 | 0 |
| Sexual Assault W/Object | 0 | 0 | Fraud - False Pretenses | 3 | 0 | 0 | 0 |
| Forcible Fondling | 0 | 0 | Fraud - Credit Card/ATM | 0 | 0 | 0 | 0 |
| Incest | 0 | 0 | Fraud - Impersonation | 0 | 0 | 0 | 0 |
| Statutory Rape | 0 | 0 | Fraud - Welfare | 0 | 0 | 0 | 0 |
| Kidnapping/Abduction | 0 | 0 | Fraud - Wire | 0 | 0 | 0 | 0 |
| Commercial Sex Acts | 0 | 0 | Fraud - Identity Theft | 0 | 0 | 0 | 0 |
| Involuntary Servitude | 0 | 0 | Fraud - Computer Hacking/Invasion | 0 | 0 | 0 | 0 |
| Total | 6 | 1 | Robbery | 0 | 0 | 0 | 0 |
| | | | Theft - Pocket-picking | 1 | 0 | 0 | 0 |
| | | | Theft - Purse Snatching | 0 | 0 | 0 | 0 |
| | | | Theft - Shoplifting | 0 | 0 | 0 | 0 |
| | | | Theft From Building | 1 | 0 | 0 | 0 |
| | | | Theft From Coin Machine | 0 | 0 | 0 | 0 |
| | | | Theft From Motor Vehicle | 0 | 0 | 0 | 0 |
| | | | Theft of Motor Vehicle Parts | 0 | 0 | 0 | 0 |
| | | | Theft - All Other Larceny | 3 | 0 | 0 | 0 |
| | | | Motor Vehicle Theft | 1 | 0 | 0 | 0 |
| | | | Stolen Property Offenses | 0 | 0 | 0 | 0 |
| Group B Arrests | | | | | | | |
| Offense | Adult | Juvenile | | | | | |
| Bad Checks | 0 | 0 | | | | | |
| Curfew/Vagrancy | 0 | 0 | | | | | |
| Disorderly Conduct | 0 | 0 | | | | | |
| DUI | 0 | 0 | | | | | |
| Drunkenness | 0 | 0 | | | | | |
| Family-Non Violent | 0 | 0 | | | | | |
| Liquor Law Violations | 1 | 0 | | | | | |
| Peeping Tom | 0 | 0 | | | | | |
| Runaway | 0 | 0 | | | | | |
| Trespass | 0 | 0 | | | | | |
| All Other Offenses | 0 | 0 | | | | | |
| Total Group B | 1 | 0 | | | | | |

(*) Offenses are counted using the FBI Units of Count for Crime

(**) The 'Arrests' column shows arrests made for incidents during the selected period, regardless of arrest date. Arrest counts for the same period may change over time.

This report is valid as of May 06, 2019 and is subject to change

Niota Police Department - NIBRS Agency Crime Overview - 2018

| Crimes Against Society | | | | |
|------------------------------------|-----------|----------|----------|----------|
| Animal Cruelty | 2 | 0 | 0 | 0 |
| Drug/Narcotic Violations | 10 | 7 | 7 | 0 |
| Drug/Narcotic Equipment Violations | 1 | 1 | 1 | 0 |
| Gambling - Betting/Wagering | 0 | 0 | 0 | 0 |
| Gambling - Operating/Promoting | 0 | 0 | 0 | 0 |
| Gambling - Equipment Violations | 0 | 0 | 0 | 0 |
| Gambling - Sports Tampering | 0 | 0 | 0 | 0 |
| Pornography/Obscene Material | 0 | 0 | 0 | 0 |
| Prostitution | 0 | 0 | 0 | 0 |
| Prostitution Assisting/Promoting | 0 | 0 | 0 | 0 |
| Purchasing Prostitution | 0 | 0 | 0 | 0 |
| Weapon Law Violations | 0 | 0 | 0 | 0 |
| Total Group A Offenses | 31 | 9 | 9 | 0 |

(*) Offenses are counted using the FBI Units of Count for Crime

(**) The 'Arrests' column shows arrests made for incidents during the selected period, regardless of arrest date. Arrest counts for the same period may change over time.

Nolensville Police Department - NIBRS Agency Crime Overview - 2018

| 2017 Population Estimate | | 8,169 | | Offenses (*) | | Arrests (**) | | |
|---------------------------------------|-----------|----------------------------------|-----------------------------------|--------------------------------|---------|--------------|----------|---|
| | | | | Reported | Cleared | Adult | Juvenile | |
| Offense Overview | | | | Group A Offenses | | | | |
| Crimes Against Persons | | | | Crimes Against Persons | | | | |
| Offense Total | 267 | Murder | 0 | 0 | 0 | 0 | | |
| Number Cleared | 22 | Negligent Manslaughter | 0 | 0 | 0 | 0 | | |
| Percent Cleared | 8.24 % | Negligent Vehicular Manslaughter | 0 | 0 | 0 | 0 | | |
| Group A Crimes per 100,000 population | 3,268.5 | Kidnapping/Abduction | 0 | 0 | 0 | 0 | | |
| | | Forcible Rape | 1 | 0 | 0 | 0 | | |
| | | Forcible Sodomy | 0 | 0 | 0 | 0 | | |
| | | Sexual Assault W/Object | 0 | 0 | 0 | 0 | | |
| | | Forcible Fondling | 1 | 0 | 0 | 0 | | |
| | | Incest | 0 | 0 | 0 | 0 | | |
| | | Statutory Rape | 0 | 0 | 0 | 0 | | |
| | | Aggravated Assault | 14 | 3 | 2 | 0 | | |
| | | Simple Assault | 24 | 6 | 3 | 0 | | |
| | | Intimidation | 11 | 0 | 0 | 0 | | |
| | | Stalking | 0 | 0 | 0 | 0 | | |
| | | Commercial Sex Acts | 0 | 0 | 0 | 0 | | |
| | | Involuntary Servitude | 0 | 0 | 0 | 0 | | |
| Arrest Overview | | | | Crimes Against Property | | | | |
| Domestic Violence Victims | | | | Crimes Against Property | | | | |
| Offense | | Reported | Cleared | | | | | |
| Murder | 0 | 0 | Arson | 0 | 0 | 0 | 0 | |
| Aggravated Assault | 8 | 2 | Bribery | 0 | 0 | 0 | 0 | |
| Simple Assault | 14 | 3 | Burglary | 47 | 0 | 0 | 0 | |
| Intimidation | 3 | 0 | Counterfeiting/Forgery | 8 | 0 | 0 | 0 | |
| Stalking | 0 | 0 | Destruction/Damage/Vandalism | 23 | 3 | 1 | 0 | |
| Forcible Rape | 0 | 0 | Embezzlement | 1 | 0 | 0 | 0 | |
| Forcible Sodomy | 0 | 0 | Extortion/Blackmail | 1 | 0 | 0 | 0 | |
| Sexual Assault W/Object | 0 | 0 | Fraud - False Pretenses | 14 | 0 | 0 | 0 | |
| Forcible Fondling | 1 | 0 | Fraud - Credit Card/ATM | 5 | 1 | 1 | 0 | |
| Incest | 0 | 0 | Fraud - Impersonation | 14 | 0 | 0 | 0 | |
| Statutory Rape | 0 | 0 | Fraud - Welfare | 0 | 0 | 0 | 0 | |
| Kidnapping/Abduction | 0 | 0 | Fraud - Wire | 2 | 0 | 0 | 0 | |
| Commercial Sex Acts | 0 | 0 | Fraud - Identity Theft | 1 | 0 | 0 | 0 | |
| Involuntary Servitude | 0 | 0 | Fraud - Computer Hacking/Invasion | 2 | 0 | 0 | 0 | |
| Total | 26 | 5 | Robbery | 1 | 0 | 0 | 0 | |
| Group B Arrests | | | | Theft - Pocket-picking | 0 | 0 | 0 | 0 |
| Offense | | Adult | Juvenile | Theft - Purse Snatching | 0 | 0 | 0 | 0 |
| Bad Checks | 0 | 0 | Theft - Shoplifting | 1 | 0 | 0 | 0 | |
| Curfew/Vagrancy | 0 | 0 | Theft From Building | 8 | 1 | 0 | 0 | |
| Disorderly Conduct | 0 | 0 | Theft From Coin Machine | 0 | 0 | 0 | 0 | |
| DUI | 11 | 1 | Theft From Motor Vehicle | 35 | 0 | 0 | 0 | |
| Drunkenness | 2 | 0 | Theft of Motor Vehicle Parts | 2 | 0 | 0 | 0 | |
| Family-Non Violent | 0 | 0 | Theft - All Other Larceny | 30 | 1 | 1 | 0 | |
| Liquor Law Violations | 0 | 0 | Motor Vehicle Theft | 5 | 0 | 0 | 0 | |
| Peeping Tom | 0 | 0 | Stolen Property Offenses | 0 | 0 | 0 | 0 | |
| Runaway | 0 | 0 | | | | | | |
| Trespass | 1 | 3 | | | | | | |
| All Other Offenses | 2 | 3 | | | | | | |
| Total Group B | 16 | 7 | | | | | | |

(*) Offenses are counted using the FBI Units of Count for Crime

(**) The 'Arrests' column shows arrests made for incidents during the selected period, regardless of arrest date. Arrest counts for the same period may change over time.

This report is valid as of May 06, 2019 and is subject to change

Nolensville Police Department - NIBRS Agency Crime Overview - 2018

| Crimes Against Society | | | | |
|------------------------------------|------------|-----------|-----------|----------|
| Animal Cruelty | 0 | 0 | 0 | 0 |
| Drug/Narcotic Violations | 12 | 4 | 4 | 0 |
| Drug/Narcotic Equipment Violations | 3 | 3 | 2 | 0 |
| Gambling - Betting/Wagering | 0 | 0 | 0 | 0 |
| Gambling - Operating/Promoting | 0 | 0 | 0 | 0 |
| Gambling - Equipment Violations | 0 | 0 | 0 | 0 |
| Gambling - Sports Tampering | 0 | 0 | 0 | 0 |
| Pornography/Obscene Material | 0 | 0 | 0 | 0 |
| Prostitution | 0 | 0 | 0 | 0 |
| Prostitution Assisting/Promoting | 0 | 0 | 0 | 0 |
| Purchasing Prostitution | 0 | 0 | 0 | 0 |
| Weapon Law Violations | 1 | 0 | 0 | 0 |
| Total Group A Offenses | 267 | 22 | 14 | 0 |

(*) Offenses are counted using the FBI Units of Count for Crime

(**) The 'Arrests' column shows arrests made for incidents during the selected period, regardless of arrest date. Arrest counts for the same period may change over time.

Norris Police Department - NIBRS Agency Crime Overview - 2018

| 2017 Population Estimate | | 1,638 | | Offenses (*) | | Arrests (**) | |
|---------------------------------------|-----------|-----------------------------------|-----------------|--------------------------------|---------|--------------|----------|
| | | | | Reported | Cleared | Adult | Juvenile |
| Offense Overview | | | | Group A Offenses | | | |
| | | | | Crimes Against Persons | | | |
| Offense Total | 55 | Murder | 0 | 0 | 0 | 0 | |
| Number Cleared | 26 | Negligent Manslaughter | 0 | 0 | 0 | 0 | |
| Percent Cleared | 47.27 % | Negligent Vehicular Manslaughter | 0 | 0 | 0 | 0 | |
| Group A Crimes per 100,000 population | 3,357.8 | Kidnapping/Abduction | 0 | 0 | 0 | 0 | |
| | | Forcible Rape | 2 | 0 | 0 | 0 | |
| | | Forcible Sodomy | 0 | 0 | 0 | 0 | |
| | | Sexual Assault W/Object | 0 | 0 | 0 | 0 | |
| | | Forcible Fondling | 2 | 2 | 1 | 0 | |
| | | Incest | 1 | 0 | 0 | 0 | |
| | | Statutory Rape | 0 | 0 | 0 | 0 | |
| | | Aggravated Assault | 4 | 3 | 3 | 0 | |
| | | Simple Assault | 3 | 1 | 1 | 0 | |
| | | Intimidation | 1 | 0 | 0 | 0 | |
| | | Stalking | 0 | 0 | 0 | 0 | |
| | | Commercial Sex Acts | 0 | 0 | 0 | 0 | |
| | | Involuntary Servitude | 0 | 0 | 0 | 0 | |
| Arrest Overview | | | | Crimes Against Property | | | |
| | | | | Arson | | | |
| Total Arrests | 48 | Bribery | 0 | 0 | 0 | 0 | |
| Adult Arrests | 48 | Burglary | 0 | 0 | 0 | 0 | |
| Juvenile Arrests | 0 | Counterfeiting/Forgery | 0 | 0 | 0 | 0 | |
| Unknown Age | 0 | Destruction/Damage/Vandalism | 5 | 1 | 1 | 0 | |
| Arrests per 100,000 population | 2,930.4 | Embezzlement | 0 | 0 | 0 | 0 | |
| | | Extortion/Blackmail | 0 | 0 | 0 | 0 | |
| | | Fraud - False Pretenses | 2 | 1 | 1 | 0 | |
| | | Fraud - Credit Card/ATM | 1 | 0 | 0 | 0 | |
| | | Fraud - Impersonation | 1 | 0 | 0 | 0 | |
| | | Fraud - Welfare | 0 | 0 | 0 | 0 | |
| | | Fraud - Wire | 1 | 0 | 0 | 0 | |
| | | Fraud - Identity Theft | 1 | 0 | 0 | 0 | |
| | | Fraud - Computer Hacking/Invasion | 0 | 0 | 0 | 0 | |
| | | Robbery | 0 | 0 | 0 | 0 | |
| | | Theft - Pocket-picking | 0 | 0 | 0 | 0 | |
| | | Theft - Purse Snatching | 0 | 0 | 0 | 0 | |
| | | Theft - Shoplifting | 3 | 1 | 1 | 0 | |
| | | Theft From Building | 5 | 0 | 0 | 0 | |
| | | Theft From Coin Machine | 0 | 0 | 0 | 0 | |
| | | Theft From Motor Vehicle | 4 | 0 | 0 | 0 | |
| | | Theft of Motor Vehicle Parts | 0 | 0 | 0 | 0 | |
| | | Theft - All Other Larceny | 0 | 0 | 0 | 0 | |
| | | Motor Vehicle Theft | 3 | 2 | 2 | 0 | |
| | | Stolen Property Offenses | 0 | 0 | 0 | 0 | |
| Domestic Violence Victims | | | | | | | |
| Offense | | Reported | Cleared | | | | |
| Murder | 0 | 0 | | | | | |
| Aggravated Assault | 2 | 2 | | | | | |
| Simple Assault | 2 | 1 | | | | | |
| Intimidation | 0 | 0 | | | | | |
| Stalking | 0 | 0 | | | | | |
| Forcible Rape | 0 | 0 | | | | | |
| Forcible Sodomy | 0 | 0 | | | | | |
| Sexual Assault W/Object | 0 | 0 | | | | | |
| Forcible Fondling | 0 | 0 | | | | | |
| Incest | 1 | 0 | | | | | |
| Statutory Rape | 0 | 0 | | | | | |
| Kidnapping/Abduction | 0 | 0 | | | | | |
| Commercial Sex Acts | 0 | 0 | | | | | |
| Involuntary Servitude | 0 | 0 | | | | | |
| Total | 5 | 3 | | | | | |
| Group B Arrests | | | | | | | |
| Offense | | Adult | Juvenile | | | | |
| Bad Checks | 0 | 0 | | | | | |
| Curfew/Vagrancy | 0 | 0 | | | | | |
| Disorderly Conduct | 0 | 0 | | | | | |
| DUI | 7 | 0 | | | | | |
| Drunkenness | 4 | 0 | | | | | |
| Family-Non Violent | 0 | 0 | | | | | |
| Liquor Law Violations | 1 | 0 | | | | | |
| Peeping Tom | 0 | 0 | | | | | |
| Runaway | 0 | 0 | | | | | |
| Trespass | 0 | 0 | | | | | |
| All Other Offenses | 12 | 0 | | | | | |
| Total Group B | 24 | 0 | | | | | |

(*) Offenses are counted using the FBI Units of Count for Crime

(**) The 'Arrests' column shows arrests made for incidents during the selected period, regardless of arrest date. Arrest counts for the same period may change over time.

This report is valid as of May 06, 2019 and is subject to change

Norris Police Department - NIBRS Agency Crime Overview - 2018

| Crimes Against Society | | | | |
|------------------------------------|-----------|-----------|-----------|----------|
| Animal Cruelty | 0 | 0 | 0 | 0 |
| Drug/Narcotic Violations | 9 | 9 | 8 | 0 |
| Drug/Narcotic Equipment Violations | 4 | 4 | 4 | 0 |
| Gambling - Betting/Wagering | 0 | 0 | 0 | 0 |
| Gambling - Operating/Promoting | 0 | 0 | 0 | 0 |
| Gambling - Equipment Violations | 0 | 0 | 0 | 0 |
| Gambling - Sports Tampering | 0 | 0 | 0 | 0 |
| Pornography/Obscene Material | 0 | 0 | 0 | 0 |
| Prostitution | 0 | 0 | 0 | 0 |
| Prostitution Assisting/Promoting | 0 | 0 | 0 | 0 |
| Purchasing Prostitution | 0 | 0 | 0 | 0 |
| Weapon Law Violations | 2 | 2 | 2 | 0 |
| Total Group A Offenses | 55 | 26 | 24 | 0 |

(*) Offenses are counted using the FBI Units of Count for Crime

(**) The 'Arrests' column shows arrests made for incidents during the selected period, regardless of arrest date. Arrest counts for the same period may change over time.

Oak Ridge Police Department - NIBRS Agency Crime Overview - 2018

| 2017 Population Estimate | | 29,096 | | Offenses (*) | | Arrests (**) | |
|---------------------------------------|------------|----------------------------------|-----------------------------------|-------------------------|---------|--------------|----------|
| Offense Overview | | Crimes Against Persons | | Reported | Cleared | Adult | Juvenile |
| Offense Total | 2,305 | Murder | | 0 | 0 | 0 | 0 |
| Number Cleared | 1,281 | Negligent Manslaughter | | 1 | 0 | 0 | 0 |
| Percent Cleared | 55.57 % | Negligent Vehicular Manslaughter | | 0 | 0 | 0 | 0 |
| Group A Crimes per 100,000 population | 7,922.1 | Kidnapping/Abduction | | 8 | 6 | 5 | 1 |
| | | Forcible Rape | | 15 | 3 | 1 | 1 |
| | | Forcible Sodomy | | 1 | 0 | 0 | 0 |
| | | Sexual Assault W/Object | | 0 | 0 | 0 | 0 |
| | | Forcible Fondling | | 29 | 8 | 3 | 0 |
| | | Incest | | 0 | 0 | 0 | 0 |
| | | Statutory Rape | | 3 | 3 | 3 | 0 |
| | | Aggravated Assault | | 131 | 93 | 79 | 5 |
| | | Simple Assault | | 264 | 180 | 120 | 25 |
| | | Intimidation | | 51 | 24 | 14 | 3 |
| | | Stalking | | 5 | 1 | 1 | 0 |
| | | Commercial Sex Acts | | 0 | 0 | 0 | 0 |
| | | Involuntary Servitude | | 0 | 0 | 0 | 0 |
| | | Average number offenses/incident | 1.21 | | | | |
| Domestic Violence Victims | | | | Crimes Against Property | | | |
| Offense | Reported | Cleared | | Reported | Cleared | Adult | Juvenile |
| Murder | 0 | 0 | Arson | 4 | 0 | 0 | 0 |
| Aggravated Assault | 59 | 52 | Bribery | 0 | 0 | 0 | 0 |
| Simple Assault | 142 | 115 | Burglary | 108 | 27 | 18 | 0 |
| Intimidation | 10 | 6 | Counterfeiting/Forgery | 79 | 40 | 40 | 0 |
| Stalking | 1 | 1 | Destruction/Damage/Vandalism | 162 | 39 | 20 | 7 |
| Forcible Rape | 4 | 1 | Embezzlement | 8 | 4 | 5 | 0 |
| Forcible Sodomy | 0 | 0 | Extortion/Blackmail | 0 | 0 | 0 | 0 |
| Sexual Assault W/Object | 0 | 0 | Fraud - False Pretenses | 105 | 40 | 25 | 0 |
| Forcible Fondling | 12 | 3 | Fraud - Credit Card/ATM | 45 | 10 | 12 | 1 |
| Incest | 0 | 0 | Fraud - Impersonation | 24 | 18 | 16 | 0 |
| Statutory Rape | 1 | 1 | Fraud - Welfare | 0 | 0 | 0 | 0 |
| Kidnapping/Abduction | 6 | 5 | Fraud - Wire | 6 | 1 | 0 | 0 |
| Commercial Sex Acts | 0 | 0 | Fraud - Identity Theft | 0 | 0 | 0 | 0 |
| Involuntary Servitude | 0 | 0 | Fraud - Computer Hacking/Invasion | 0 | 0 | 0 | 0 |
| Total | 235 | 184 | Robbery | 19 | 11 | 15 | 0 |
| | | | Theft - Pocket-picking | 0 | 0 | 0 | 0 |
| | | | Theft - Purse Snatching | 0 | 0 | 0 | 0 |
| | | | Theft - Shoplifting | 163 | 124 | 127 | 5 |
| | | | Theft From Building | 233 | 89 | 66 | 5 |
| | | | Theft From Coin Machine | 1 | 0 | 0 | 0 |
| | | | Theft From Motor Vehicle | 81 | 12 | 10 | 0 |
| | | | Theft of Motor Vehicle Parts | 21 | 0 | 0 | 0 |
| | | | Theft - All Other Larceny | 93 | 11 | 8 | 0 |
| | | | Motor Vehicle Theft | 54 | 12 | 9 | 0 |
| | | | Stolen Property Offenses | 41 | 33 | 19 | 0 |
| Group B Arrests | | | | | | | |
| Offense | Adult | Juvenile | | | | | |
| Bad Checks | 0 | 0 | | | | | |
| Curfew/Vagrancy | 0 | 0 | | | | | |
| Disorderly Conduct | 17 | 16 | | | | | |
| DUI | 86 | 1 | | | | | |
| Drunkenness | 110 | 1 | | | | | |
| Family-Non Violent | 3 | 0 | | | | | |
| Liquor Law Violations | 4 | 4 | | | | | |
| Peeping Tom | 0 | 0 | | | | | |
| Runaway | 0 | 0 | | | | | |
| Trespass | 47 | 1 | | | | | |
| All Other Offenses | 114 | 38 | | | | | |
| Total Group B | 381 | 61 | | | | | |

(*) Offenses are counted using the FBI Units of Count for Crime

(**) The 'Arrests' column shows arrests made for incidents during the selected period, regardless of arrest date. Arrest counts for the same period may change over time.

This report is valid as of May 06, 2019 and is subject to change

Oak Ridge Police Department - NIBRS Agency Crime Overview - 2018

| Crimes Against Society | | | | |
|------------------------------------|--------------|--------------|------------|-----------|
| Animal Cruelty | 0 | 0 | 0 | 0 |
| Drug/Narcotic Violations | 302 | 270 | 252 | 17 |
| Drug/Narcotic Equipment Violations | 217 | 196 | 82 | 2 |
| Gambling - Betting/Wagering | 0 | 0 | 0 | 0 |
| Gambling - Operating/Promoting | 0 | 0 | 0 | 0 |
| Gambling - Equipment Violations | 0 | 0 | 0 | 0 |
| Gambling - Sports Tampering | 0 | 0 | 0 | 0 |
| Pornography/Obscene Material | 2 | 1 | 1 | 0 |
| Prostitution | 0 | 0 | 0 | 0 |
| Prostitution Assisting/Promoting | 0 | 0 | 0 | 0 |
| Purchasing Prostitution | 0 | 0 | 0 | 0 |
| Weapon Law Violations | 29 | 25 | 6 | 3 |
| Total Group A Offenses | 2,305 | 1,281 | 957 | 75 |

(*) Offenses are counted using the FBI Units of Count for Crime

(**) The 'Arrests' column shows arrests made for incidents during the selected period, regardless of arrest date. Arrest counts for the same period may change over time.

Oakland Police Department - NIBRS Agency Crime Overview - 2018

| 2017 Population Estimate | | 7,909 | | Offenses (*) | | Arrests (**) | |
|---------------------------------------|-----------|----------------------------------|-----------------------------------|-------------------------|---------|--------------|----------|
| Offense Overview | | Group A Offenses | | Reported | Cleared | Adult | Juvenile |
| | | Crimes Against Persons | | | | | |
| Offense Total | 141 | Murder | | 0 | 0 | 0 | 0 |
| Number Cleared | 67 | Negligent Manslaughter | | 0 | 0 | 0 | 0 |
| Percent Cleared | 47.52 % | Negligent Vehicular Manslaughter | | 0 | 0 | 0 | 0 |
| Group A Crimes per 100,000 population | 1,782.8 | Kidnapping/Abduction | | 0 | 0 | 0 | 0 |
| | | Forcible Rape | | 2 | 2 | 1 | 1 |
| | | Forcible Sodomy | | 0 | 0 | 0 | 0 |
| | | Sexual Assault W/Object | | 0 | 0 | 0 | 0 |
| | | Forcible Fondling | | 1 | 1 | 0 | 1 |
| | | Incest | | 0 | 0 | 0 | 0 |
| | | Statutory Rape | | 0 | 0 | 0 | 0 |
| | | Aggravated Assault | | 1 | 1 | 1 | 0 |
| | | Simple Assault | | 13 | 11 | 10 | 1 |
| | | Intimidation | | 2 | 1 | 1 | 0 |
| | | Stalking | | 0 | 0 | 0 | 0 |
| | | Commercial Sex Acts | | 0 | 0 | 0 | 0 |
| | | Involuntary Servitude | | 0 | 0 | 0 | 0 |
| | | Average number offenses/incident | 1.06 | | | | |
| Domestic Violence Victims | | | | Crimes Against Property | | | |
| Offense | Reported | Cleared | | | | | |
| Murder | 0 | 0 | Arson | 0 | 0 | 0 | 0 |
| Aggravated Assault | 1 | 1 | Bribery | 0 | 0 | 0 | 0 |
| Simple Assault | 11 | 9 | Burglary | 9 | 2 | 1 | 0 |
| Intimidation | 1 | 0 | Counterfeiting/Forgery | 6 | 1 | 1 | 0 |
| Stalking | 0 | 0 | Destruction/Damage/Vandalism | 10 | 3 | 3 | 0 |
| Forcible Rape | 2 | 2 | Embezzlement | 0 | 0 | 0 | 0 |
| Forcible Sodomy | 0 | 0 | Extortion/Blackmail | 0 | 0 | 0 | 0 |
| Sexual Assault W/Object | 0 | 0 | Fraud - False Pretenses | 5 | 3 | 3 | 0 |
| Forcible Fondling | 1 | 1 | Fraud - Credit Card/ATM | 5 | 0 | 0 | 0 |
| Incest | 0 | 0 | Fraud - Impersonation | 0 | 0 | 0 | 0 |
| Statutory Rape | 0 | 0 | Fraud - Welfare | 0 | 0 | 0 | 0 |
| Kidnapping/Abduction | 0 | 0 | Fraud - Wire | 0 | 0 | 0 | 0 |
| Commercial Sex Acts | 0 | 0 | Fraud - Identity Theft | 0 | 0 | 0 | 0 |
| Involuntary Servitude | 0 | 0 | Fraud - Computer Hacking/Invasion | 0 | 0 | 0 | 0 |
| Total | 16 | 13 | Robbery | 0 | 0 | 0 | 0 |
| | | | Theft - Pocket-picking | 0 | 0 | 0 | 0 |
| | | | Theft - Purse Snatching | 0 | 0 | 0 | 0 |
| | | | Theft - Shoplifting | 45 | 29 | 31 | 4 |
| | | | Theft From Building | 4 | 1 | 2 | 0 |
| | | | Theft From Coin Machine | 0 | 0 | 0 | 0 |
| | | | Theft From Motor Vehicle | 13 | 0 | 0 | 0 |
| | | | Theft of Motor Vehicle Parts | 0 | 0 | 0 | 0 |
| | | | Theft - All Other Larceny | 15 | 2 | 2 | 0 |
| | | | Motor Vehicle Theft | 0 | 0 | 0 | 0 |
| | | | Stolen Property Offenses | 0 | 0 | 0 | 0 |
| Group B Arrests | | | | | | | |
| Offense | Adult | Juvenile | | | | | |
| Bad Checks | 0 | 0 | | | | | |
| Curfew/Vagrancy | 0 | 0 | | | | | |
| Disorderly Conduct | 1 | 0 | | | | | |
| DUI | 6 | 0 | | | | | |
| Drunkenness | 1 | 0 | | | | | |
| Family-Non Violent | 1 | 0 | | | | | |
| Liquor Law Violations | 0 | 0 | | | | | |
| Peeping Tom | 0 | 0 | | | | | |
| Runaway | 0 | 0 | | | | | |
| Trespass | 5 | 0 | | | | | |
| All Other Offenses | 3 | 2 | | | | | |
| Total Group B | 17 | 2 | | | | | |

(*) Offenses are counted using the FBI Units of Count for Crime

(**) The 'Arrests' column shows arrests made for incidents during the selected period, regardless of arrest date. Arrest counts for the same period may change over time.

This report is valid as of May 06, 2019 and is subject to change

Oakland Police Department - NIBRS Agency Crime Overview - 2018

| Crimes Against Society | | | | |
|------------------------------------|------------|-----------|-----------|----------|
| Animal Cruelty | 0 | 0 | 0 | 0 |
| Drug/Narcotic Violations | 3 | 3 | 1 | 1 |
| Drug/Narcotic Equipment Violations | 4 | 4 | 1 | 0 |
| Gambling - Betting/Wagering | 0 | 0 | 0 | 0 |
| Gambling - Operating/Promoting | 0 | 0 | 0 | 0 |
| Gambling - Equipment Violations | 0 | 0 | 0 | 0 |
| Gambling - Sports Tampering | 0 | 0 | 0 | 0 |
| Pornography/Obscene Material | 0 | 0 | 0 | 0 |
| Prostitution | 0 | 0 | 0 | 0 |
| Prostitution Assisting/Promoting | 0 | 0 | 0 | 0 |
| Purchasing Prostitution | 0 | 0 | 0 | 0 |
| Weapon Law Violations | 3 | 3 | 2 | 0 |
| Total Group A Offenses | 141 | 67 | 60 | 8 |

(*) Offenses are counted using the FBI Units of Count for Crime

(**) The 'Arrests' column shows arrests made for incidents during the selected period, regardless of arrest date. Arrest counts for the same period may change over time.

Obion Police Department - NIBRS Agency Crime Overview - 2018

| 2017 Population Estimate | 1,058 | Offenses (*) | | Arrests (**) | |
|---------------------------------------|---------|--------------------------------|-----------|--------------|----------|
| | | Reported | Cleared | Adult | Juvenile |
| Offense Overview | | Group A Offenses | | | |
| | | Crimes Against Persons | | | |
| Offense Total | 27 | 0 | 0 | 0 | 0 |
| Number Cleared | 22 | 0 | 0 | 0 | 0 |
| Percent Cleared | 81.48 % | 0 | 0 | 0 | 0 |
| Group A Crimes per 100,000 population | 2,552.0 | 0 | 0 | 0 | 0 |
| | | Crimes Against Property | | | |
| Arrest Overview | | | | | |
| Total Arrests | 33 | 0 | 0 | 0 | 0 |
| Adult Arrests | 32 | 0 | 0 | 0 | 0 |
| Juvenile Arrests | 1 | 1 | 1 | 1 | 0 |
| Unknown Age | 0 | 10 | 10 | 10 | 0 |
| Arrests per 100,000 population | 3,119.1 | 3 | 0 | 0 | 0 |
| Average number offenses/incident | 1.23 | 0 | 0 | 0 | 0 |
| | | Crimes Against Property | | | |
| Domestic Violence Victims | | | | | |
| Offense | | Reported | Cleared | | |
| Murder | | 0 | 0 | 0 | 0 |
| Aggravated Assault | | 1 | 1 | 0 | 0 |
| Simple Assault | | 9 | 9 | 0 | 0 |
| Intimidation | | 1 | 0 | 0 | 0 |
| Stalking | | 0 | 0 | 0 | 0 |
| Forcible Rape | | 0 | 0 | 0 | 0 |
| Forcible Sodomy | | 0 | 0 | 0 | 0 |
| Sexual Assault W/Object | | 0 | 0 | 0 | 0 |
| Forcible Fondling | | 0 | 0 | 0 | 0 |
| Incest | | 0 | 0 | 0 | 0 |
| Statutory Rape | | 0 | 0 | 0 | 0 |
| Kidnapping/Abduction | | 0 | 0 | 0 | 0 |
| Commercial Sex Acts | | 0 | 0 | 0 | 0 |
| Involuntary Servitude | | 0 | 0 | 0 | 0 |
| Total | | 11 | 10 | | |
| Group B Arrests | | | | | |
| Offense | | Adult | Juvenile | | |
| Bad Checks | | 0 | 0 | 0 | 0 |
| Curfew/Vagrancy | | 0 | 0 | 0 | 0 |
| Disorderly Conduct | | 0 | 0 | 0 | 0 |
| DUI | | 4 | 0 | 0 | 0 |
| Drunkenness | | 0 | 0 | 0 | 0 |
| Family-Non Violent | | 0 | 0 | 0 | 0 |
| Liquor Law Violations | | 0 | 1 | 0 | 0 |
| Peeping Tom | | 0 | 0 | 0 | 0 |
| Runaway | | 0 | 0 | 0 | 0 |
| Trespass | | 0 | 0 | 0 | 0 |
| All Other Offenses | | 7 | 0 | 0 | 0 |
| Total Group B | | 11 | 1 | | |

(*) Offenses are counted using the FBI Units of Count for Crime

(**) The 'Arrests' column shows arrests made for incidents during the selected period, regardless of arrest date. Arrest counts for the same period may change over time.

This report is valid as of May 06, 2019 and is subject to change

Obion Police Department - NIBRS Agency Crime Overview - 2018

| Crimes Against Society | | | | |
|------------------------------------|-----------|-----------|-----------|----------|
| Animal Cruelty | 1 | 1 | 1 | 0 |
| Drug/Narcotic Violations | 5 | 5 | 6 | 0 |
| Drug/Narcotic Equipment Violations | 3 | 3 | 1 | 0 |
| Gambling - Betting/Wagering | 0 | 0 | 0 | 0 |
| Gambling - Operating/Promoting | 0 | 0 | 0 | 0 |
| Gambling - Equipment Violations | 0 | 0 | 0 | 0 |
| Gambling - Sports Tampering | 0 | 0 | 0 | 0 |
| Pornography/Obscene Material | 0 | 0 | 0 | 0 |
| Prostitution | 0 | 0 | 0 | 0 |
| Prostitution Assisting/Promoting | 0 | 0 | 0 | 0 |
| Purchasing Prostitution | 0 | 0 | 0 | 0 |
| Weapon Law Violations | 0 | 0 | 0 | 0 |
| Total Group A Offenses | 27 | 22 | 21 | 0 |

(*) Offenses are counted using the FBI Units of Count for Crime

(**) The 'Arrests' column shows arrests made for incidents during the selected period, regardless of arrest date. Arrest counts for the same period may change over time.

Oliver Springs Police Department - NIBRS Agency Crime Overview - 2018

| 2017 Population Estimate | | 3,255 | | Offenses (*) | | Arrests (**) | |
|---------------------------------------|-----------------|----------------------------------|--|--------------------------------|---------|--------------|----------|
| | | | | Reported | Cleared | Adult | Juvenile |
| Offense Overview | | | | Group A Offenses | | | |
| Crimes Against Persons | | | | Crimes Against Persons | | | |
| Offense Total | 324 | Murder | 0 | 0 | 0 | 0 | |
| Number Cleared | 302 | Negligent Manslaughter | 0 | 0 | 0 | 0 | |
| Percent Cleared | 93.21 % | Negligent Vehicular Manslaughter | 0 | 0 | 0 | 0 | |
| Group A Crimes per 100,000 population | 9,953.9 | Kidnapping/Abduction | 0 | 0 | 0 | 0 | |
| | | Forcible Rape | 0 | 0 | 0 | 0 | |
| | | Forcible Sodomy | 0 | 0 | 0 | 0 | |
| | | Sexual Assault W/Object | 0 | 0 | 0 | 0 | |
| Arrest Overview | | Forcible Fondling | 1 | 1 | 1 | 0 | |
| Total Arrests | 584 | Incest | 0 | 0 | 0 | 0 | |
| Adult Arrests | 579 | Statutory Rape | 0 | 0 | 0 | 0 | |
| Juvenile Arrests | 5 | Aggravated Assault | 4 | 3 | 3 | 0 | |
| Unknown Age | 0 | Simple Assault | 30 | 29 | 27 | 0 | |
| Arrests per 100,000 population | 17,941.6 | Intimidation | 0 | 0 | 0 | 0 | |
| | | Stalking | 0 | 0 | 0 | 0 | |
| | | Commercial Sex Acts | 0 | 0 | 0 | 0 | |
| Average number offenses/incident | 1.31 | Involuntary Servitude | 0 | 0 | 0 | 0 | |
| Domestic Violence Victims | | | | Crimes Against Property | | | |
| Offense | Reported | Cleared | Arson | | | | |
| Murder | 0 | 0 | 0 | 0 | 0 | 0 | |
| Aggravated Assault | 1 | 1 | Bribery | | | | |
| Simple Assault | 25 | 24 | 0 | 0 | 0 | 0 | |
| Intimidation | 0 | 0 | Burglary | | | | |
| Stalking | 0 | 0 | 6 | 1 | 1 | 0 | |
| Forcible Rape | 0 | 0 | Counterfeiting/Forgery | | | | |
| Forcible Sodomy | 0 | 0 | 0 | 0 | 0 | 0 | |
| Sexual Assault W/Object | 0 | 0 | Destruction/Damage/Vandalism | | | | |
| Forcible Fondling | 1 | 1 | 3 | 3 | 2 | 1 | |
| Incest | 0 | 0 | Embezzlement | | | | |
| Statutory Rape | 0 | 0 | 1 | 1 | 1 | 0 | |
| Kidnapping/Abduction | 0 | 0 | Extortion/Blackmail | | | | |
| Commercial Sex Acts | 0 | 0 | 0 | 0 | 0 | 0 | |
| Involuntary Servitude | 0 | 0 | Fraud - False Pretenses | | | | |
| Total | 27 | 26 | 0 | 0 | 0 | 0 | |
| Group B Arrests | | | | Fraud - Credit Card/ATM | | | |
| Offense | Adult | Juvenile | 4 | 1 | 1 | 0 | |
| Bad Checks | 1 | 0 | Fraud - Impersonation | | | | |
| Curfew/Vagrancy | 0 | 0 | 0 | 0 | 0 | 0 | |
| Disorderly Conduct | 3 | 0 | Fraud - Welfare | | | | |
| DUI | 41 | 1 | 0 | 0 | 0 | 0 | |
| Drunkenness | 18 | 0 | Fraud - Wire | | | | |
| Family-Non Violent | 0 | 0 | 0 | 0 | 0 | 0 | |
| Liquor Law Violations | 3 | 0 | Fraud - Identity Theft | | | | |
| Peeping Tom | 0 | 0 | 0 | 0 | 0 | 0 | |
| Runaway | 0 | 0 | Fraud - Computer Hacking/Invasion | | | | |
| Trespass | 7 | 0 | 0 | 0 | 0 | 0 | |
| All Other Offenses | 242 | 0 | Robbery | | | | |
| Total Group B | 315 | 1 | 1 | 0 | 0 | 0 | |
| | | | Theft - Pocket-picking | | | | |
| | | | 0 | 0 | 0 | 0 | |
| | | | Theft - Purse Snatching | | | | |
| | | | 0 | 0 | 0 | 0 | |
| | | | Theft - Shoplifting | | | | |
| | | | 43 | 43 | 48 | 0 | |
| | | | Theft From Building | | | | |
| | | | 11 | 5 | 7 | 0 | |
| | | | Theft From Coin Machine | | | | |
| | | | 0 | 0 | 0 | 0 | |
| | | | Theft From Motor Vehicle | | | | |
| | | | 3 | 1 | 1 | 0 | |
| | | | Theft of Motor Vehicle Parts | | | | |
| | | | 0 | 0 | 0 | 0 | |
| | | | Theft - All Other Larceny | | | | |
| | | | 5 | 3 | 3 | 0 | |
| | | | Motor Vehicle Theft | | | | |
| | | | 4 | 3 | 2 | 1 | |
| | | | Stolen Property Offenses | | | | |
| | | | 0 | 0 | 0 | 0 | |

(*) Offenses are counted using the FBI Units of Count for Crime

(**) The 'Arrests' column shows arrests made for incidents during the selected period, regardless of arrest date. Arrest counts for the same period may change over time.

This report is valid as of May 06, 2019 and is subject to change

Oliver Springs Police Department - NIBRS Agency Crime Overview - 2018

| Crimes Against Society | | | | |
|------------------------------------|------------|------------|------------|----------|
| Animal Cruelty | 0 | 0 | 0 | 0 |
| Drug/Narcotic Violations | 100 | 100 | 108 | 2 |
| Drug/Narcotic Equipment Violations | 104 | 104 | 57 | 0 |
| Gambling - Betting/Wagering | 0 | 0 | 0 | 0 |
| Gambling - Operating/Promoting | 0 | 0 | 0 | 0 |
| Gambling - Equipment Violations | 0 | 0 | 0 | 0 |
| Gambling - Sports Tampering | 0 | 0 | 0 | 0 |
| Pornography/Obscene Material | 0 | 0 | 0 | 0 |
| Prostitution | 0 | 0 | 0 | 0 |
| Prostitution Assisting/Promoting | 0 | 0 | 0 | 0 |
| Purchasing Prostitution | 0 | 0 | 0 | 0 |
| Weapon Law Violations | 4 | 4 | 2 | 0 |
| Total Group A Offenses | 324 | 302 | 264 | 4 |

(*) Offenses are counted using the FBI Units of Count for Crime

(**) The 'Arrests' column shows arrests made for incidents during the selected period, regardless of arrest date. Arrest counts for the same period may change over time.

Oneida Police Department - NIBRS Agency Crime Overview - 2018

| 2017 Population Estimate | | 3,683 | | Offenses (*) | | Arrests (**) | |
|---------------------------------------|------------|----------------------------------|-----------------------------------|-------------------------|---------|--------------|----------|
| Offense Overview | | Crimes Against Persons | | Reported | Cleared | Adult | Juvenile |
| Offense Total | 456 | Murder | | 0 | 0 | 0 | 0 |
| Number Cleared | 359 | Negligent Manslaughter | | 0 | 0 | 0 | 0 |
| Percent Cleared | 78.73 % | Negligent Vehicular Manslaughter | | 0 | 0 | 0 | 0 |
| Group A Crimes per 100,000 population | 12,381.2 | Kidnapping/Abduction | | 0 | 0 | 0 | 0 |
| | | Forcible Rape | | 0 | 0 | 0 | 0 |
| | | Forcible Sodomy | | 0 | 0 | 0 | 0 |
| | | Sexual Assault W/Object | | 0 | 0 | 0 | 0 |
| | | Forcible Fondling | | 0 | 0 | 0 | 0 |
| | | Incest | | 0 | 0 | 0 | 0 |
| | | Statutory Rape | | 1 | 1 | 1 | 0 |
| | | Aggravated Assault | | 16 | 14 | 12 | 3 |
| | | Simple Assault | | 38 | 32 | 27 | 5 |
| | | Intimidation | | 7 | 4 | 2 | 2 |
| | | Stalking | | 0 | 0 | 0 | 0 |
| | | Commercial Sex Acts | | 0 | 0 | 0 | 0 |
| | | Involuntary Servitude | | 0 | 0 | 0 | 0 |
| | | Average number offenses/incident | 1.27 | | | | |
| Domestic Violence Victims | | | | Crimes Against Property | | | |
| Offense | Reported | Cleared | | Reported | Cleared | Adult | Juvenile |
| Murder | 0 | 0 | Arson | 0 | 0 | 0 | 0 |
| Aggravated Assault | 11 | 11 | Bribery | 0 | 0 | 0 | 0 |
| Simple Assault | 29 | 26 | Burglary | 16 | 3 | 2 | 0 |
| Intimidation | 7 | 4 | Counterfeiting/Forgery | 7 | 0 | 0 | 0 |
| Stalking | 0 | 0 | Destruction/Damage/Vandalism | 19 | 11 | 3 | 5 |
| Forcible Rape | 0 | 0 | Embezzlement | 2 | 2 | 2 | 0 |
| Forcible Sodomy | 0 | 0 | Extortion/Blackmail | 0 | 0 | 0 | 0 |
| Sexual Assault W/Object | 0 | 0 | Fraud - False Pretenses | 7 | 3 | 1 | 0 |
| Forcible Fondling | 0 | 0 | Fraud - Credit Card/ATM | 1 | 1 | 1 | 0 |
| Incest | 0 | 0 | Fraud - Impersonation | 1 | 0 | 0 | 0 |
| Statutory Rape | 1 | 1 | Fraud - Welfare | 0 | 0 | 0 | 0 |
| Kidnapping/Abduction | 0 | 0 | Fraud - Wire | 0 | 0 | 0 | 0 |
| Commercial Sex Acts | 0 | 0 | Fraud - Identity Theft | 0 | 0 | 0 | 0 |
| Involuntary Servitude | 0 | 0 | Fraud - Computer Hacking/Invasion | 0 | 0 | 0 | 0 |
| Total | 48 | 42 | Robbery | 1 | 1 | 2 | 0 |
| | | | Theft - Pocket-picking | 0 | 0 | 0 | 0 |
| | | | Theft - Purse Snatching | 0 | 0 | 0 | 0 |
| | | | Theft - Shoplifting | 68 | 64 | 67 | 3 |
| | | | Theft From Building | 23 | 6 | 7 | 0 |
| | | | Theft From Coin Machine | 1 | 1 | 1 | 0 |
| | | | Theft From Motor Vehicle | 10 | 1 | 1 | 0 |
| | | | Theft of Motor Vehicle Parts | 2 | 0 | 0 | 0 |
| | | | Theft - All Other Larceny | 21 | 6 | 5 | 2 |
| | | | Motor Vehicle Theft | 6 | 2 | 2 | 0 |
| | | | Stolen Property Offenses | 4 | 3 | 4 | 0 |
| Group B Arrests | | | | | | | |
| Offense | Adult | Juvenile | | | | | |
| Bad Checks | 0 | 0 | | | | | |
| Curfew/Vagrancy | 0 | 0 | | | | | |
| Disorderly Conduct | 17 | 5 | | | | | |
| DUI | 46 | 1 | | | | | |
| Drunkenness | 21 | 0 | | | | | |
| Family-Non Violent | 1 | 0 | | | | | |
| Liquor Law Violations | 12 | 8 | | | | | |
| Peeping Tom | 0 | 0 | | | | | |
| Runaway | 0 | 0 | | | | | |
| Trespass | 11 | 0 | | | | | |
| All Other Offenses | 14 | 0 | | | | | |
| Total Group B | 122 | 14 | | | | | |

(*) Offenses are counted using the FBI Units of Count for Crime

(**) The 'Arrests' column shows arrests made for incidents during the selected period, regardless of arrest date. Arrest counts for the same period may change over time.

This report is valid as of May 06, 2019 and is subject to change

Oneida Police Department - NIBRS Agency Crime Overview - 2018

| Crimes Against Society | | | | |
|------------------------------------|------------|------------|------------|-----------|
| Animal Cruelty | 0 | 0 | 0 | 0 |
| Drug/Narcotic Violations | 118 | 118 | 125 | 1 |
| Drug/Narcotic Equipment Violations | 81 | 80 | 26 | 0 |
| Gambling - Betting/Wagering | 0 | 0 | 0 | 0 |
| Gambling - Operating/Promoting | 0 | 0 | 0 | 0 |
| Gambling - Equipment Violations | 0 | 0 | 0 | 0 |
| Gambling - Sports Tampering | 0 | 0 | 0 | 0 |
| Pornography/Obscene Material | 1 | 1 | 1 | 0 |
| Prostitution | 0 | 0 | 0 | 0 |
| Prostitution Assisting/Promoting | 0 | 0 | 0 | 0 |
| Purchasing Prostitution | 0 | 0 | 0 | 0 |
| Weapon Law Violations | 5 | 5 | 3 | 0 |
| Total Group A Offenses | 456 | 359 | 295 | 21 |

(*) Offenses are counted using the FBI Units of Count for Crime

(**) The 'Arrests' column shows arrests made for incidents during the selected period, regardless of arrest date. Arrest counts for the same period may change over time.

Paris Police Department - NIBRS Agency Crime Overview - 2018

| 2017 Population Estimate | | 10,094 | | Offenses (*) | | Arrests (**) | |
|---------------------------------------|------------|----------------------------------|-----------------------------------|-------------------------|---------|--------------|----------|
| Offense Overview | | Crimes Against Persons | | Reported | Cleared | Adult | Juvenile |
| Offense Total | 617 | Murder | | 1 | 1 | 0 | 0 |
| Number Cleared | 362 | Negligent Manslaughter | | 0 | 0 | 0 | 0 |
| Percent Cleared | 58.67 % | Negligent Vehicular Manslaughter | | 0 | 0 | 0 | 0 |
| Group A Crimes per 100,000 population | 6,112.5 | Kidnapping/Abduction | | 2 | 2 | 2 | 0 |
| | | Forcible Rape | | 1 | 1 | 1 | 0 |
| | | Forcible Sodomy | | 0 | 0 | 0 | 0 |
| | | Sexual Assault W/Object | | 0 | 0 | 0 | 0 |
| | | Forcible Fondling | | 2 | 0 | 0 | 0 |
| | | Incest | | 0 | 0 | 0 | 0 |
| | | Statutory Rape | | 1 | 1 | 1 | 0 |
| | | Aggravated Assault | | 39 | 34 | 32 | 0 |
| | | Simple Assault | | 74 | 62 | 61 | 1 |
| | | Intimidation | | 6 | 6 | 6 | 0 |
| | | Stalking | | 3 | 3 | 3 | 0 |
| | | Commercial Sex Acts | | 0 | 0 | 0 | 0 |
| | | Involuntary Servitude | | 0 | 0 | 0 | 0 |
| | | Average number offenses/incident | 1.09 | | | | |
| Domestic Violence Victims | | | | Crimes Against Property | | | |
| Offense | Reported | Cleared | | Reported | Cleared | Adult | Juvenile |
| Murder | 1 | 1 | Arson | 0 | 0 | 0 | 0 |
| Aggravated Assault | 27 | 26 | Bribery | 0 | 0 | 0 | 0 |
| Simple Assault | 54 | 50 | Burglary | 45 | 4 | 3 | 0 |
| Intimidation | 1 | 1 | Counterfeiting/Forgery | 22 | 3 | 3 | 0 |
| Stalking | 3 | 3 | Destruction/Damage/Vandalism | 38 | 5 | 5 | 0 |
| Forcible Rape | 0 | 0 | Embezzlement | 4 | 1 | 1 | 0 |
| Forcible Sodomy | 0 | 0 | Extortion/Blackmail | 0 | 0 | 0 | 0 |
| Sexual Assault W/Object | 0 | 0 | Fraud - False Pretenses | 14 | 4 | 3 | 0 |
| Forcible Fondling | 0 | 0 | Fraud - Credit Card/ATM | 5 | 1 | 1 | 0 |
| Incest | 0 | 0 | Fraud - Impersonation | 2 | 2 | 1 | 0 |
| Statutory Rape | 1 | 1 | Fraud - Welfare | 0 | 0 | 0 | 0 |
| Kidnapping/Abduction | 1 | 1 | Fraud - Wire | 0 | 0 | 0 | 0 |
| Commercial Sex Acts | 0 | 0 | Fraud - Identity Theft | 0 | 0 | 0 | 0 |
| Involuntary Servitude | 0 | 0 | Fraud - Computer Hacking/Invasion | 0 | 0 | 0 | 0 |
| Total | 88 | 83 | Robbery | 4 | 3 | 5 | 0 |
| | | | Theft - Pocket-picking | 0 | 0 | 0 | 0 |
| | | | Theft - Purse Snatching | 0 | 0 | 0 | 0 |
| | | | Theft - Shoplifting | 113 | 96 | 98 | 7 |
| | | | Theft From Building | 34 | 10 | 9 | 0 |
| | | | Theft From Coin Machine | 0 | 0 | 0 | 0 |
| | | | Theft From Motor Vehicle | 30 | 4 | 4 | 0 |
| | | | Theft of Motor Vehicle Parts | 14 | 0 | 0 | 0 |
| | | | Theft - All Other Larceny | 37 | 3 | 2 | 0 |
| | | | Motor Vehicle Theft | 11 | 3 | 3 | 0 |
| | | | Stolen Property Offenses | 0 | 0 | 0 | 0 |
| Group B Arrests | | | | | | | |
| Offense | Adult | Juvenile | | | | | |
| Bad Checks | 0 | 0 | | | | | |
| Curfew/Vagrancy | 0 | 2 | | | | | |
| Disorderly Conduct | 4 | 0 | | | | | |
| DUI | 27 | 0 | | | | | |
| Drunkenness | 47 | 0 | | | | | |
| Family-Non Violent | 1 | 0 | | | | | |
| Liquor Law Violations | 1 | 1 | | | | | |
| Peeping Tom | 0 | 0 | | | | | |
| Runaway | 0 | 0 | | | | | |
| Trespass | 12 | 1 | | | | | |
| All Other Offenses | 104 | 0 | | | | | |
| Total Group B | 196 | 4 | | | | | |

(*) Offenses are counted using the FBI Units of Count for Crime

(**) The 'Arrests' column shows arrests made for incidents during the selected period, regardless of arrest date. Arrest counts for the same period may change over time.

This report is valid as of May 06, 2019 and is subject to change

Paris Police Department - NIBRS Agency Crime Overview - 2018

| Crimes Against Society | | | | |
|------------------------------------|------------|------------|------------|-----------|
| Animal Cruelty | 0 | 0 | 0 | 0 |
| Drug/Narcotic Violations | 60 | 59 | 56 | 6 |
| Drug/Narcotic Equipment Violations | 48 | 47 | 29 | 0 |
| Gambling - Betting/Wagering | 0 | 0 | 0 | 0 |
| Gambling - Operating/Promoting | 0 | 0 | 0 | 0 |
| Gambling - Equipment Violations | 0 | 0 | 0 | 0 |
| Gambling - Sports Tampering | 0 | 0 | 0 | 0 |
| Pornography/Obscene Material | 0 | 0 | 0 | 0 |
| Prostitution | 0 | 0 | 0 | 0 |
| Prostitution Assisting/Promoting | 0 | 0 | 0 | 0 |
| Purchasing Prostitution | 0 | 0 | 0 | 0 |
| Weapon Law Violations | 7 | 7 | 2 | 0 |
| Total Group A Offenses | 617 | 362 | 331 | 14 |

(*) Offenses are counted using the FBI Units of Count for Crime

(**) The 'Arrests' column shows arrests made for incidents during the selected period, regardless of arrest date. Arrest counts for the same period may change over time.

Parsons Police Department - NIBRS Agency Crime Overview - 2018

| 2017 Population Estimate | | 2,320 | | Offenses (*) | | Arrests (**) | |
|---------------------------------------|---------|----------------------------------|-----------------|-----------------------------------|---------|--------------|----------|
| | | | | Reported | Cleared | Adult | Juvenile |
| Offense Overview | | | | Group A Offenses | | | |
| Crimes Against Persons | | | | Crimes Against Persons | | | |
| Offense Total | 80 | Murder | 0 | 0 | 0 | 0 | |
| Number Cleared | 27 | Negligent Manslaughter | 0 | 0 | 0 | 0 | |
| Percent Cleared | 33.75 % | Negligent Vehicular Manslaughter | 0 | 0 | 0 | 0 | |
| Group A Crimes per 100,000 population | 3,448.3 | Kidnapping/Abduction | 0 | 0 | 0 | 0 | |
| | | Forcible Rape | 0 | 0 | 0 | 0 | |
| | | Forcible Sodomy | 0 | 0 | 0 | 0 | |
| | | Sexual Assault W/Object | 1 | 1 | 1 | 0 | |
| | | Forcible Fondling | 1 | 0 | 0 | 0 | |
| | | Incest | 0 | 0 | 0 | 0 | |
| | | Statutory Rape | 0 | 0 | 0 | 0 | |
| | | Aggravated Assault | 7 | 5 | 4 | 1 | |
| | | Simple Assault | 11 | 9 | 8 | 0 | |
| | | Intimidation | 6 | 1 | 1 | 0 | |
| | | Stalking | 0 | 0 | 0 | 0 | |
| | | Commercial Sex Acts | 0 | 0 | 0 | 0 | |
| | | Involuntary Servitude | 0 | 0 | 0 | 0 | |
| Arrest Overview | | | | Crimes Against Property | | | |
| Domestic Violence Victims | | | | Crimes Against Property | | | |
| Offense | | Reported | Cleared | Arson | | | |
| Murder | | 0 | 0 | Arson | | | |
| Aggravated Assault | | 5 | 4 | Bribery | | | |
| Simple Assault | | 8 | 7 | Burglary | | | |
| Intimidation | | 2 | 1 | Counterfeiting/Forgery | | | |
| Stalking | | 0 | 0 | Destruction/Damage/Vandalism | | | |
| Forcible Rape | | 0 | 0 | Embezzlement | | | |
| Forcible Sodomy | | 0 | 0 | Extortion/Blackmail | | | |
| Sexual Assault W/Object | | 1 | 1 | Fraud - False Pretenses | | | |
| Forcible Fondling | | 0 | 0 | Fraud - Credit Card/ATM | | | |
| Incest | | 0 | 0 | Fraud - Impersonation | | | |
| Statutory Rape | | 0 | 0 | Fraud - Welfare | | | |
| Kidnapping/Abduction | | 0 | 0 | Fraud - Wire | | | |
| Commercial Sex Acts | | 0 | 0 | Fraud - Identity Theft | | | |
| Involuntary Servitude | | 0 | 0 | Fraud - Computer Hacking/Invasion | | | |
| Total | | 16 | 13 | Robbery | | | |
| Group B Arrests | | | | Theft - Pocket-picking | | | |
| Offense | | Adult | Juvenile | Theft - Purse Snatching | | | |
| Bad Checks | | 0 | 0 | Theft - Shoplifting | | | |
| Curfew/Vagrancy | | 0 | 0 | Theft From Building | | | |
| Disorderly Conduct | | 2 | 0 | Theft From Coin Machine | | | |
| DUI | | 3 | 0 | Theft From Motor Vehicle | | | |
| Drunkenness | | 6 | 0 | Theft of Motor Vehicle Parts | | | |
| Family-Non Violent | | 1 | 0 | Theft - All Other Larceny | | | |
| Liquor Law Violations | | 0 | 0 | Motor Vehicle Theft | | | |
| Peeping Tom | | 0 | 0 | Stolen Property Offenses | | | |
| Runaway | | 0 | 0 | | | | |
| Trespass | | 1 | 0 | | | | |
| All Other Offenses | | 5 | 0 | | | | |
| Total Group B | | 18 | 0 | | | | |

(*) Offenses are counted using the FBI Units of Count for Crime

(**) The 'Arrests' column shows arrests made for incidents during the selected period, regardless of arrest date. Arrest counts for the same period may change over time.

This report is valid as of May 06, 2019 and is subject to change

Parsons Police Department - NIBRS Agency Crime Overview - 2018

| Crimes Against Society | | | | |
|------------------------------------|-----------|-----------|-----------|----------|
| Animal Cruelty | 0 | 0 | 0 | 0 |
| Drug/Narcotic Violations | 3 | 3 | 3 | 0 |
| Drug/Narcotic Equipment Violations | 1 | 1 | 0 | 0 |
| Gambling - Betting/Wagering | 0 | 0 | 0 | 0 |
| Gambling - Operating/Promoting | 0 | 0 | 0 | 0 |
| Gambling - Equipment Violations | 0 | 0 | 0 | 0 |
| Gambling - Sports Tampering | 0 | 0 | 0 | 0 |
| Pornography/Obscene Material | 0 | 0 | 0 | 0 |
| Prostitution | 0 | 0 | 0 | 0 |
| Prostitution Assisting/Promoting | 0 | 0 | 0 | 0 |
| Purchasing Prostitution | 0 | 0 | 0 | 0 |
| Weapon Law Violations | 0 | 0 | 0 | 0 |
| Total Group A Offenses | 80 | 27 | 23 | 2 |

(*) Offenses are counted using the FBI Units of Count for Crime

(**) The 'Arrests' column shows arrests made for incidents during the selected period, regardless of arrest date. Arrest counts for the same period may change over time.

Petersburg Police Department - NIBRS Agency Crime Overview - 2018

| 2017 Population Estimate | 551 | Offenses (*) | | Arrests (**) | | |
|---------------------------------------|-----------------|----------------------------------|-----------------------------------|--------------|----------|---|
| | | Reported | Cleared | Adult | Juvenile | |
| Offense Overview | | Group A Offenses | | | | |
| Crimes Against Persons | | | | | | |
| Offense Total | 7 | Murder | 0 | 0 | 0 | 0 |
| Number Cleared | 4 | Negligent Manslaughter | 0 | 0 | 0 | 0 |
| Percent Cleared | 57.14 % | Negligent Vehicular Manslaughter | 0 | 0 | 0 | 0 |
| Group A Crimes per 100,000 population | 1,270.4 | Kidnapping/Abduction | 0 | 0 | 0 | 0 |
| | | Forcible Rape | 0 | 0 | 0 | 0 |
| | | Forcible Sodomy | 0 | 0 | 0 | 0 |
| | | Sexual Assault W/Object | 0 | 0 | 0 | 0 |
| | | Forcible Fondling | 0 | 0 | 0 | 0 |
| Arrest Overview | | Incest | 0 | 0 | 0 | 0 |
| Total Arrests | 5 | Statutory Rape | 0 | 0 | 0 | 0 |
| Adult Arrests | 4 | Aggravated Assault | 0 | 0 | 0 | 0 |
| Juvenile Arrests | 1 | Simple Assault | 1 | 1 | 1 | 0 |
| Unknown Age | 0 | Intimidation | 0 | 0 | 0 | 0 |
| Arrests per 100,000 population | 907.4 | Stalking | 0 | 0 | 0 | 0 |
| | | Commercial Sex Acts | 0 | 0 | 0 | 0 |
| Average number offenses/incident | 1.17 | Involuntary Servitude | 0 | 0 | 0 | 0 |
| Domestic Violence Victims | | Crimes Against Property | | | | |
| Offense | Reported | Cleared | | | | |
| Murder | 0 | 0 | Arson | 0 | 0 | 0 |
| Aggravated Assault | 0 | 0 | Bribery | 0 | 0 | 0 |
| Simple Assault | 1 | 1 | Burglary | 0 | 0 | 0 |
| Intimidation | 0 | 0 | Counterfeiting/Forgery | 0 | 0 | 0 |
| Stalking | 0 | 0 | Destruction/Damage/Vandalism | 3 | 1 | 0 |
| Forcible Rape | 0 | 0 | Embezzlement | 0 | 0 | 0 |
| Forcible Sodomy | 0 | 0 | Extortion/Blackmail | 0 | 0 | 0 |
| Sexual Assault W/Object | 0 | 0 | Fraud - False Pretenses | 0 | 0 | 0 |
| Forcible Fondling | 0 | 0 | Fraud - Credit Card/ATM | 0 | 0 | 0 |
| Incest | 0 | 0 | Fraud - Impersonation | 0 | 0 | 0 |
| Statutory Rape | 0 | 0 | Fraud - Welfare | 0 | 0 | 0 |
| Kidnapping/Abduction | 0 | 0 | Fraud - Wire | 0 | 0 | 0 |
| Commercial Sex Acts | 0 | 0 | Fraud - Identity Theft | 0 | 0 | 0 |
| Involuntary Servitude | 0 | 0 | Fraud - Computer Hacking/Invasion | 0 | 0 | 0 |
| Total | 1 | 1 | Robbery | 0 | 0 | 0 |
| | | | Theft - Pocket-picking | 0 | 0 | 0 |
| | | | Theft - Purse Snatching | 0 | 0 | 0 |
| | | | Theft - Shoplifting | 0 | 0 | 0 |
| Group B Arrests | | | Theft From Building | 1 | 0 | 0 |
| Offense | Adult | Juvenile | Theft From Coin Machine | 1 | 1 | 2 |
| Bad Checks | 0 | 0 | Theft From Motor Vehicle | 0 | 0 | 0 |
| Curfew/Vagrancy | 0 | 0 | Theft of Motor Vehicle Parts | 0 | 0 | 0 |
| Disorderly Conduct | 0 | 1 | Theft - All Other Larceny | 0 | 0 | 0 |
| DUI | 0 | 0 | Motor Vehicle Theft | 1 | 1 | 1 |
| Drunkenness | 0 | 0 | Stolen Property Offenses | 0 | 0 | 0 |
| Family-Non Violent | 0 | 0 | | | | |
| Liquor Law Violations | 0 | 0 | | | | |
| Peeping Tom | 0 | 0 | | | | |
| Runaway | 0 | 0 | | | | |
| Trespass | 0 | 0 | | | | |
| All Other Offenses | 0 | 0 | | | | |
| Total Group B | 0 | 1 | | | | |

(*) Offenses are counted using the FBI Units of Count for Crime

(**) The 'Arrests' column shows arrests made for incidents during the selected period, regardless of arrest date. Arrest counts for the same period may change over time.

Petersburg Police Department - NIBRS Agency Crime Overview - 2018

| Crimes Against Society | | | | |
|------------------------------------|----------|----------|----------|----------|
| Animal Cruelty | 0 | 0 | 0 | 0 |
| Drug/Narcotic Violations | 0 | 0 | 0 | 0 |
| Drug/Narcotic Equipment Violations | 0 | 0 | 0 | 0 |
| Gambling - Betting/Wagering | 0 | 0 | 0 | 0 |
| Gambling - Operating/Promoting | 0 | 0 | 0 | 0 |
| Gambling - Equipment Violations | 0 | 0 | 0 | 0 |
| Gambling - Sports Tampering | 0 | 0 | 0 | 0 |
| Pornography/Obscene Material | 0 | 0 | 0 | 0 |
| Prostitution | 0 | 0 | 0 | 0 |
| Prostitution Assisting/Promoting | 0 | 0 | 0 | 0 |
| Purchasing Prostitution | 0 | 0 | 0 | 0 |
| Weapon Law Violations | 0 | 0 | 0 | 0 |
| Total Group A Offenses | 7 | 4 | 4 | 0 |

Please go to <https://crimeinsight.tbi.tn.gov/> for additional 2018 data

(*) Offenses are counted using the FBI Units of Count for Crime

(**) The 'Arrests' column shows arrests made for incidents during the selected period, regardless of arrest date. Arrest counts for the same period may change over time.

Pigeon Forge Police Department - NIBRS Agency Crime Overview - 2018

| 2017 Population Estimate | | 6,238 | | Offenses (*) | | Arrests (**) | |
|---------------------------------------|------------|----------------------------------|-----------------------------------|-------------------------|---------|--------------|----------|
| Offense Overview | | Group A Offenses | | Reported | Cleared | Adult | Juvenile |
| | | Crimes Against Persons | | | | | |
| Offense Total | 1,522 | Murder | | 0 | 0 | 0 | 0 |
| Number Cleared | 714 | Negligent Manslaughter | | 0 | 0 | 0 | 0 |
| Percent Cleared | 46.91 % | Negligent Vehicular Manslaughter | | 0 | 0 | 0 | 0 |
| Group A Crimes per 100,000 population | 24,398.8 | Kidnapping/Abduction | | 5 | 4 | 1 | 0 |
| | | Forcible Rape | | 5 | 1 | 0 | 0 |
| | | Forcible Sodomy | | 5 | 2 | 1 | 0 |
| | | Sexual Assault W/Object | | 1 | 0 | 0 | 0 |
| | | Forcible Fondling | | 23 | 5 | 3 | 0 |
| | | Incest | | 0 | 0 | 0 | 0 |
| | | Statutory Rape | | 2 | 1 | 1 | 0 |
| | | Aggravated Assault | | 37 | 28 | 19 | 1 |
| | | Simple Assault | | 142 | 89 | 76 | 4 |
| | | Intimidation | | 42 | 15 | 10 | 3 |
| | | Stalking | | 7 | 1 | 1 | 0 |
| | | Commercial Sex Acts | | 0 | 0 | 0 | 0 |
| | | Involuntary Servitude | | 0 | 0 | 0 | 0 |
| | | Average number offenses/incident | | 1.27 | | | |
| Domestic Violence Victims | | | | Crimes Against Property | | | |
| Offense | Reported | Cleared | | | | | |
| Murder | 0 | 0 | Arson | 0 | 0 | 0 | 0 |
| Aggravated Assault | 18 | 17 | Bribery | 0 | 0 | 0 | 0 |
| Simple Assault | 106 | 78 | Burglary | 87 | 9 | 8 | 0 |
| Intimidation | 15 | 7 | Counterfeiting/Forgery | 50 | 17 | 9 | 3 |
| Stalking | 5 | 0 | Destruction/Damage/Vandalism | 125 | 29 | 14 | 0 |
| Forcible Rape | 1 | 0 | Embezzlement | 15 | 2 | 1 | 0 |
| Forcible Sodomy | 2 | 0 | Extortion/Blackmail | 0 | 0 | 0 | 0 |
| Sexual Assault W/Object | 1 | 0 | Fraud - False Pretenses | 25 | 11 | 3 | 0 |
| Forcible Fondling | 7 | 0 | Fraud - Credit Card/ATM | 44 | 7 | 4 | 0 |
| Incest | 0 | 0 | Fraud - Impersonation | 10 | 9 | 7 | 0 |
| Statutory Rape | 0 | 0 | Fraud - Welfare | 0 | 0 | 0 | 0 |
| Kidnapping/Abduction | 1 | 0 | Fraud - Wire | 4 | 0 | 0 | 0 |
| Commercial Sex Acts | 0 | 0 | Fraud - Identity Theft | 0 | 0 | 0 | 0 |
| Involuntary Servitude | 0 | 0 | Fraud - Computer Hacking/Invasion | 1 | 0 | 0 | 0 |
| Total | 156 | 102 | Robbery | 8 | 3 | 4 | 0 |
| | | | Theft - Pocket-picking | 0 | 0 | 0 | 0 |
| | | | Theft - Purse Snatching | 1 | 0 | 0 | 0 |
| | | | Theft - Shoplifting | 48 | 29 | 31 | 0 |
| | | | Theft From Building | 70 | 8 | 6 | 1 |
| | | | Theft From Coin Machine | 17 | 5 | 1 | 0 |
| | | | Theft From Motor Vehicle | 118 | 5 | 3 | 0 |
| | | | Theft of Motor Vehicle Parts | 18 | 0 | 0 | 0 |
| | | | Theft - All Other Larceny | 65 | 6 | 6 | 1 |
| | | | Motor Vehicle Theft | 66 | 7 | 7 | 0 |
| | | | Stolen Property Offenses | 17 | 16 | 18 | 0 |
| Group B Arrests | | | | | | | |
| Offense | Adult | Juvenile | | | | | |
| Bad Checks | 0 | 0 | | | | | |
| Curfew/Vagrancy | 0 | 0 | | | | | |
| Disorderly Conduct | 13 | 0 | | | | | |
| DUI | 131 | 4 | | | | | |
| Drunkenness | 143 | 0 | | | | | |
| Family-Non Violent | 1 | 2 | | | | | |
| Liquor Law Violations | 203 | 2 | | | | | |
| Peeping Tom | 1 | 0 | | | | | |
| Runaway | 0 | 0 | | | | | |
| Trespass | 11 | 0 | | | | | |
| All Other Offenses | 93 | 13 | | | | | |
| Total Group B | 596 | 21 | | | | | |

(*) Offenses are counted using the FBI Units of Count for Crime

(**) The 'Arrests' column shows arrests made for incidents during the selected period, regardless of arrest date. Arrest counts for the same period may change over time.

This report is valid as of May 06, 2019 and is subject to change

Pigeon Forge Police Department - NIBRS Agency Crime Overview - 2018

| Crimes Against Society | | | | |
|------------------------------------|--------------|------------|------------|-----------|
| Animal Cruelty | 7 | 5 | 6 | 0 |
| Drug/Narcotic Violations | 244 | 214 | 220 | 8 |
| Drug/Narcotic Equipment Violations | 192 | 167 | 45 | 2 |
| Gambling - Betting/Wagering | 0 | 0 | 0 | 0 |
| Gambling - Operating/Promoting | 0 | 0 | 0 | 0 |
| Gambling - Equipment Violations | 0 | 0 | 0 | 0 |
| Gambling - Sports Tampering | 0 | 0 | 0 | 0 |
| Pornography/Obscene Material | 1 | 1 | 1 | 0 |
| Prostitution | 0 | 0 | 0 | 0 |
| Prostitution Assisting/Promoting | 0 | 0 | 0 | 0 |
| Purchasing Prostitution | 0 | 0 | 0 | 0 |
| Weapon Law Violations | 20 | 18 | 6 | 0 |
| Total Group A Offenses | 1,522 | 714 | 512 | 23 |

(*) Offenses are counted using the FBI Units of Count for Crime

(**) The 'Arrests' column shows arrests made for incidents during the selected period, regardless of arrest date. Arrest counts for the same period may change over time.

Pikeville Police Department - NIBRS Agency Crime Overview - 2018

| 2017 Population Estimate | 1,623 | Offenses (*) | | Arrests (**) | | |
|---------------------------------------|-----------------|----------------------------------|-----------------------------------|--------------|----------|---|
| | | Reported | Cleared | Adult | Juvenile | |
| Offense Overview | | Group A Offenses | | | | |
| Crimes Against Persons | | Crimes Against Persons | | | | |
| Offense Total | 136 | Murder | 0 | 0 | 0 | 0 |
| Number Cleared | 74 | Negligent Manslaughter | 0 | 0 | 0 | 0 |
| Percent Cleared | 54.41 % | Negligent Vehicular Manslaughter | 0 | 0 | 0 | 0 |
| Group A Crimes per 100,000 population | 8,379.5 | Kidnapping/Abduction | 0 | 0 | 0 | 0 |
| | | Forcible Rape | 0 | 0 | 0 | 0 |
| | | Forcible Sodomy | 0 | 0 | 0 | 0 |
| | | Sexual Assault W/Object | 0 | 0 | 0 | 0 |
| | | Forcible Fondling | 0 | 0 | 0 | 0 |
| Arrest Overview | | Incest | 0 | 0 | 0 | 0 |
| Total Arrests | 100 | Statutory Rape | 0 | 0 | 0 | 0 |
| Adult Arrests | 100 | Aggravated Assault | 6 | 4 | 4 | 0 |
| Juvenile Arrests | 0 | Simple Assault | 21 | 16 | 15 | 0 |
| Unknown Age | 0 | Intimidation | 0 | 0 | 0 | 0 |
| Arrests per 100,000 population | 6,161.4 | Stalking | 0 | 0 | 0 | 0 |
| | | Commercial Sex Acts | 0 | 0 | 0 | 0 |
| Average number offenses/incident | 1.07 | Involuntary Servitude | 0 | 0 | 0 | 0 |
| Domestic Violence Victims | | Crimes Against Property | | | | |
| Offense | Reported | Cleared | | | | |
| Murder | 0 | 0 | Arson | 0 | 0 | 0 |
| Aggravated Assault | 0 | 0 | Bribery | 0 | 0 | 0 |
| Simple Assault | 3 | 2 | Burglary | 12 | 0 | 0 |
| Intimidation | 0 | 0 | Counterfeiting/Forgery | 1 | 0 | 0 |
| Stalking | 0 | 0 | Destruction/Damage/Vandalism | 14 | 4 | 4 |
| Forcible Rape | 0 | 0 | Embezzlement | 0 | 0 | 0 |
| Forcible Sodomy | 0 | 0 | Extortion/Blackmail | 0 | 0 | 0 |
| Sexual Assault W/Object | 0 | 0 | Fraud - False Pretenses | 3 | 0 | 0 |
| Forcible Fondling | 0 | 0 | Fraud - Credit Card/ATM | 1 | 0 | 0 |
| Incest | 0 | 0 | Fraud - Impersonation | 0 | 0 | 0 |
| Statutory Rape | 0 | 0 | Fraud - Welfare | 0 | 0 | 0 |
| Kidnapping/Abduction | 0 | 0 | Fraud - Wire | 0 | 0 | 0 |
| Commercial Sex Acts | 0 | 0 | Fraud - Identity Theft | 1 | 0 | 0 |
| Involuntary Servitude | 0 | 0 | Fraud - Computer Hacking/Invasion | 0 | 0 | 0 |
| Total | 3 | 2 | Robbery | 0 | 0 | 0 |
| | | | Theft - Pocket-picking | 0 | 0 | 0 |
| | | | Theft - Purse Snatching | 0 | 0 | 0 |
| | | | Theft - Shoplifting | 3 | 2 | 2 |
| Group B Arrests | | | Theft From Building | 9 | 2 | 2 |
| Offense | Adult | Juvenile | Theft From Coin Machine | 0 | 0 | 0 |
| Bad Checks | 0 | 0 | Theft From Motor Vehicle | 5 | 0 | 0 |
| Curfew/Vagrancy | 0 | 0 | Theft of Motor Vehicle Parts | 0 | 0 | 0 |
| Disorderly Conduct | 5 | 0 | Theft - All Other Larceny | 6 | 1 | 1 |
| DUI | 5 | 0 | Motor Vehicle Theft | 9 | 4 | 4 |
| Drunkenness | 14 | 0 | Stolen Property Offenses | 0 | 0 | 0 |
| Family-Non Violent | 0 | 0 | | | | |
| Liquor Law Violations | 0 | 0 | | | | |
| Peeping Tom | 0 | 0 | | | | |
| Runaway | 0 | 0 | | | | |
| Trespass | 4 | 0 | | | | |
| All Other Offenses | 5 | 0 | | | | |
| Total Group B | 33 | 0 | | | | |

(*) Offenses are counted using the FBI Units of Count for Crime

(**) The 'Arrests' column shows arrests made for incidents during the selected period, regardless of arrest date. Arrest counts for the same period may change over time.

Pikeville Police Department - NIBRS Agency Crime Overview - 2018

| Crimes Against Society | | | | |
|------------------------------------|------------|-----------|-----------|----------|
| Animal Cruelty | 0 | 0 | 0 | 0 |
| Drug/Narcotic Violations | 27 | 24 | 23 | 0 |
| Drug/Narcotic Equipment Violations | 18 | 17 | 12 | 0 |
| Gambling - Betting/Wagering | 0 | 0 | 0 | 0 |
| Gambling - Operating/Promoting | 0 | 0 | 0 | 0 |
| Gambling - Equipment Violations | 0 | 0 | 0 | 0 |
| Gambling - Sports Tampering | 0 | 0 | 0 | 0 |
| Pornography/Obscene Material | 0 | 0 | 0 | 0 |
| Prostitution | 0 | 0 | 0 | 0 |
| Prostitution Assisting/Promoting | 0 | 0 | 0 | 0 |
| Purchasing Prostitution | 0 | 0 | 0 | 0 |
| Weapon Law Violations | 0 | 0 | 0 | 0 |
| Total Group A Offenses | 136 | 74 | 67 | 0 |

(*) Offenses are counted using the FBI Units of Count for Crime

(**) The 'Arrests' column shows arrests made for incidents during the selected period, regardless of arrest date. Arrest counts for the same period may change over time.

Piperton Police Department - NIBRS Agency Crime Overview - 2018

| 2017 Population Estimate | 1,715 | Offenses (*) | | Arrests (**) | | |
|---------------------------------------|-----------------|----------------------------------|-----------------------------------|--------------|----------|---|
| | | Reported | Cleared | Adult | Juvenile | |
| Offense Overview | | Group A Offenses | | | | |
| Crimes Against Persons | | Crimes Against Persons | | | | |
| Offense Total | 37 | Murder | 0 | 0 | 0 | 0 |
| Number Cleared | 10 | Negligent Manslaughter | 0 | 0 | 0 | 0 |
| Percent Cleared | 27.03 % | Negligent Vehicular Manslaughter | 0 | 0 | 0 | 0 |
| Group A Crimes per 100,000 population | 2,157.4 | Kidnapping/Abduction | 0 | 0 | 0 | 0 |
| | | Forcible Rape | 0 | 0 | 0 | 0 |
| | | Forcible Sodomy | 0 | 0 | 0 | 0 |
| | | Sexual Assault W/Object | 0 | 0 | 0 | 0 |
| Arrest Overview | | Forcible Fondling | 2 | 2 | 2 | 0 |
| Total Arrests | 16 | Incest | 0 | 0 | 0 | 0 |
| Adult Arrests | 15 | Statutory Rape | 0 | 0 | 0 | 0 |
| Juvenile Arrests | 1 | Aggravated Assault | 6 | 0 | 0 | 0 |
| Unknown Age | 0 | Simple Assault | 5 | 4 | 3 | 1 |
| Arrests per 100,000 population | 932.9 | Intimidation | 0 | 0 | 0 | 0 |
| | | Stalking | 0 | 0 | 0 | 0 |
| | | Commercial Sex Acts | 0 | 0 | 0 | 0 |
| Average number offenses/incident | 1.16 | Involuntary Servitude | 0 | 0 | 0 | 0 |
| Domestic Violence Victims | | Crimes Against Property | | | | |
| Offense | Reported | Cleared | Arson | | | |
| Murder | 0 | 0 | Arson | 0 | 0 | 0 |
| Aggravated Assault | 0 | 0 | Bribery | 0 | 0 | 0 |
| Simple Assault | 4 | 4 | Burglary | 4 | 0 | 0 |
| Intimidation | 0 | 0 | Counterfeiting/Forgery | 0 | 0 | 0 |
| Stalking | 0 | 0 | Destruction/Damage/Vandalism | 4 | 0 | 0 |
| Forcible Rape | 0 | 0 | Embezzlement | 0 | 0 | 0 |
| Forcible Sodomy | 0 | 0 | Extortion/Blackmail | 0 | 0 | 0 |
| Sexual Assault W/Object | 0 | 0 | Fraud - False Pretenses | 3 | 1 | 1 |
| Forcible Fondling | 0 | 0 | Fraud - Credit Card/ATM | 1 | 0 | 0 |
| Incest | 0 | 0 | Fraud - Impersonation | 0 | 0 | 0 |
| Statutory Rape | 0 | 0 | Fraud - Welfare | 0 | 0 | 0 |
| Kidnapping/Abduction | 0 | 0 | Fraud - Wire | 0 | 0 | 0 |
| Commercial Sex Acts | 0 | 0 | Fraud - Identity Theft | 3 | 0 | 0 |
| Involuntary Servitude | 0 | 0 | Fraud - Computer Hacking/Invasion | 0 | 0 | 0 |
| Total | 4 | 4 | Robbery | 0 | 0 | 0 |
| Group B Arrests | | | Theft - Pocket-picking | 0 | 0 | 0 |
| Offense | Adult | Juvenile | Theft - Purse Snatching | 0 | 0 | 0 |
| Bad Checks | 0 | 0 | Theft - Shoplifting | 0 | 0 | 0 |
| Curfew/Vagrancy | 0 | 0 | Theft From Building | 2 | 1 | 1 |
| Disorderly Conduct | 0 | 0 | Theft From Coin Machine | 0 | 0 | 0 |
| DUI | 5 | 0 | Theft From Motor Vehicle | 0 | 0 | 0 |
| Drunkenness | 0 | 0 | Theft of Motor Vehicle Parts | 1 | 0 | 0 |
| Family-Non Violent | 0 | 0 | Theft - All Other Larceny | 3 | 1 | 1 |
| Liquor Law Violations | 0 | 0 | Motor Vehicle Theft | 2 | 0 | 0 |
| Peeping Tom | 0 | 0 | Stolen Property Offenses | 0 | 0 | 0 |
| Runaway | 0 | 0 | | | | |
| Trespass | 0 | 0 | | | | |
| All Other Offenses | 1 | 0 | | | | |
| Total Group B | 6 | 0 | | | | |

(*) Offenses are counted using the FBI Units of Count for Crime

(**) The 'Arrests' column shows arrests made for incidents during the selected period, regardless of arrest date. Arrest counts for the same period may change over time.

This report is valid as of May 06, 2019 and is subject to change

Piperton Police Department - NIBRS Agency Crime Overview - 2018

| Crimes Against Society | | | | |
|------------------------------------|-----------|-----------|----------|----------|
| Animal Cruelty | 0 | 0 | 0 | 0 |
| Drug/Narcotic Violations | 1 | 1 | 1 | 0 |
| Drug/Narcotic Equipment Violations | 0 | 0 | 0 | 0 |
| Gambling - Betting/Wagering | 0 | 0 | 0 | 0 |
| Gambling - Operating/Promoting | 0 | 0 | 0 | 0 |
| Gambling - Equipment Violations | 0 | 0 | 0 | 0 |
| Gambling - Sports Tampering | 0 | 0 | 0 | 0 |
| Pornography/Obscene Material | 0 | 0 | 0 | 0 |
| Prostitution | 0 | 0 | 0 | 0 |
| Prostitution Assisting/Promoting | 0 | 0 | 0 | 0 |
| Purchasing Prostitution | 0 | 0 | 0 | 0 |
| Weapon Law Violations | 0 | 0 | 0 | 0 |
| Total Group A Offenses | 37 | 10 | 9 | 1 |

Please go to <https://crimeinsight.tbi.tn.gov/> for additional 2018 data

(*) Offenses are counted using the FBI Units of Count for Crime

(**) The 'Arrests' column shows arrests made for incidents during the selected period, regardless of arrest date. Arrest counts for the same period may change over time.

Pittman Center Police Department - NIBRS Agency Crime Overview - 2018

| 2017 Population Estimate | 572 | Offenses (*) | | Arrests (**) | | |
|---------------------------------------|-----------------|----------------------------------|-----------------------------------|--------------|----------|---|
| | | Reported | Cleared | Adult | Juvenile | |
| Offense Overview | | Group A Offenses | | | | |
| Crimes Against Persons | | Crimes Against Persons | | | | |
| Offense Total | 8 | Murder | 0 | 0 | 0 | 0 |
| Number Cleared | 3 | Negligent Manslaughter | 0 | 0 | 0 | 0 |
| Percent Cleared | 37.50 % | Negligent Vehicular Manslaughter | 0 | 0 | 0 | 0 |
| Group A Crimes per 100,000 population | 1,398.6 | Kidnapping/Abduction | 0 | 0 | 0 | 0 |
| | | Forcible Rape | 0 | 0 | 0 | 0 |
| | | Forcible Sodomy | 0 | 0 | 0 | 0 |
| | | Sexual Assault W/Object | 0 | 0 | 0 | 0 |
| | | Forcible Fondling | 0 | 0 | 0 | 0 |
| Arrest Overview | | Incest | 0 | 0 | 0 | 0 |
| Total Arrests | 9 | Statutory Rape | 0 | 0 | 0 | 0 |
| Adult Arrests | 8 | Aggravated Assault | 0 | 0 | 0 | 0 |
| Juvenile Arrests | 1 | Simple Assault | 2 | 1 | 1 | 0 |
| Unknown Age | 0 | Intimidation | 1 | 0 | 0 | 0 |
| Arrests per 100,000 population | 1,573.4 | Stalking | 0 | 0 | 0 | 0 |
| | | Commercial Sex Acts | 0 | 0 | 0 | 0 |
| Average number offenses/incident | 1.00 | Involuntary Servitude | 0 | 0 | 0 | 0 |
| Domestic Violence Victims | | Crimes Against Property | | | | |
| Offense | Reported | Cleared | Crimes Against Property | | | |
| Murder | 0 | 0 | Arson | 0 | 0 | 0 |
| Aggravated Assault | 0 | 0 | Bribery | 0 | 0 | 0 |
| Simple Assault | 1 | 1 | Burglary | 0 | 0 | 0 |
| Intimidation | 0 | 0 | Counterfeiting/Forgery | 0 | 0 | 0 |
| Stalking | 0 | 0 | Destruction/Damage/Vandalism | 3 | 0 | 0 |
| Forcible Rape | 0 | 0 | Embezzlement | 0 | 0 | 0 |
| Forcible Sodomy | 0 | 0 | Extortion/Blackmail | 0 | 0 | 0 |
| Sexual Assault W/Object | 0 | 0 | Fraud - False Pretenses | 0 | 0 | 0 |
| Forcible Fondling | 0 | 0 | Fraud - Credit Card/ATM | 0 | 0 | 0 |
| Incest | 0 | 0 | Fraud - Impersonation | 0 | 0 | 0 |
| Statutory Rape | 0 | 0 | Fraud - Welfare | 0 | 0 | 0 |
| Kidnapping/Abduction | 0 | 0 | Fraud - Wire | 0 | 0 | 0 |
| Commercial Sex Acts | 0 | 0 | Fraud - Identity Theft | 0 | 0 | 0 |
| Involuntary Servitude | 0 | 0 | Fraud - Computer Hacking/Invasion | 0 | 0 | 0 |
| Total | 1 | 1 | Robbery | 0 | 0 | 0 |
| | | | Theft - Pocket-picking | 0 | 0 | 0 |
| | | | Theft - Purse Snatching | 0 | 0 | 0 |
| | | | Theft - Shoplifting | 0 | 0 | 0 |
| Group B Arrests | | | Theft From Building | 0 | 0 | 0 |
| Offense | Adult | Juvenile | Theft From Coin Machine | 0 | 0 | 0 |
| Bad Checks | 0 | 0 | Theft From Motor Vehicle | 0 | 0 | 0 |
| Curfew/Vagrancy | 0 | 0 | Theft of Motor Vehicle Parts | 0 | 0 | 0 |
| Disorderly Conduct | 0 | 0 | Theft - All Other Larceny | 0 | 0 | 0 |
| DUI | 0 | 0 | Motor Vehicle Theft | 0 | 0 | 0 |
| Drunkenness | 1 | 0 | Stolen Property Offenses | 0 | 0 | 0 |
| Family-Non Violent | 1 | 0 | | | | |
| Liquor Law Violations | 0 | 0 | | | | |
| Peeping Tom | 0 | 0 | | | | |
| Runaway | 0 | 0 | | | | |
| Trespass | 0 | 0 | | | | |
| All Other Offenses | 4 | 0 | | | | |
| Total Group B | 6 | 0 | | | | |

(*) Offenses are counted using the FBI Units of Count for Crime

(**) The 'Arrests' column shows arrests made for incidents during the selected period, regardless of arrest date. Arrest counts for the same period may change over time.

Pittman Center Police Department - NIBRS Agency Crime Overview - 2018

| Crimes Against Society | | | | |
|------------------------------------|----------|----------|----------|----------|
| Animal Cruelty | 0 | 0 | 0 | 0 |
| Drug/Narcotic Violations | 1 | 1 | 1 | 0 |
| Drug/Narcotic Equipment Violations | 0 | 0 | 0 | 0 |
| Gambling - Betting/Wagering | 0 | 0 | 0 | 0 |
| Gambling - Operating/Promoting | 0 | 0 | 0 | 0 |
| Gambling - Equipment Violations | 0 | 0 | 0 | 0 |
| Gambling - Sports Tampering | 0 | 0 | 0 | 0 |
| Pornography/Obscene Material | 0 | 0 | 0 | 0 |
| Prostitution | 0 | 0 | 0 | 0 |
| Prostitution Assisting/Promoting | 0 | 0 | 0 | 0 |
| Purchasing Prostitution | 0 | 0 | 0 | 0 |
| Weapon Law Violations | 1 | 1 | 0 | 1 |
| Total Group A Offenses | 8 | 3 | 2 | 1 |

(*) Offenses are counted using the FBI Units of Count for Crime

(**) The 'Arrests' column shows arrests made for incidents during the selected period, regardless of arrest date. Arrest counts for the same period may change over time.

Plainview Police Department - NIBRS Agency Crime Overview - 2018

| 2017 Population Estimate | | 2,095 | | Offenses (*) | | Arrests (**) | |
|---------------------------------------|-----------|----------------------------------|-----------------------------------|-------------------------|---------|--------------|----------|
| Offense Overview | | Crimes Against Persons | | Reported | Cleared | Adult | Juvenile |
| Offense Total | 53 | Murder | | 0 | 0 | 0 | 0 |
| Number Cleared | 35 | Negligent Manslaughter | | 0 | 0 | 0 | 0 |
| Percent Cleared | 66.04 % | Negligent Vehicular Manslaughter | | 0 | 0 | 0 | 0 |
| Group A Crimes per 100,000 population | 2,529.8 | Kidnapping/Abduction | | 0 | 0 | 0 | 0 |
| | | Forcible Rape | | 0 | 0 | 0 | 0 |
| | | Forcible Sodomy | | 0 | 0 | 0 | 0 |
| | | Sexual Assault W/Object | | 0 | 0 | 0 | 0 |
| | | Forcible Fondling | | 0 | 0 | 0 | 0 |
| | | Incest | | 0 | 0 | 0 | 0 |
| | | Statutory Rape | | 0 | 0 | 0 | 0 |
| | | Aggravated Assault | | 1 | 1 | 1 | 0 |
| | | Simple Assault | | 11 | 11 | 11 | 0 |
| | | Intimidation | | 2 | 2 | 1 | 1 |
| | | Stalking | | 0 | 0 | 0 | 0 |
| | | Commercial Sex Acts | | 0 | 0 | 0 | 0 |
| | | Involuntary Servitude | | 0 | 0 | 0 | 0 |
| | | Average number offenses/incident | 1.13 | | | | |
| Domestic Violence Victims | | | | Crimes Against Property | | | |
| Offense | Reported | Cleared | | Reported | Cleared | Adult | Juvenile |
| Murder | 0 | 0 | Arson | 0 | 0 | 0 | 0 |
| Aggravated Assault | 1 | 1 | Bribery | 0 | 0 | 0 | 0 |
| Simple Assault | 9 | 9 | Burglary | 4 | 0 | 0 | 0 |
| Intimidation | 2 | 2 | Counterfeiting/Forgery | 0 | 0 | 0 | 0 |
| Stalking | 0 | 0 | Destruction/Damage/Vandalism | 5 | 1 | 0 | 1 |
| Forcible Rape | 0 | 0 | Embezzlement | 0 | 0 | 0 | 0 |
| Forcible Sodomy | 0 | 0 | Extortion/Blackmail | 0 | 0 | 0 | 0 |
| Sexual Assault W/Object | 0 | 0 | Fraud - False Pretenses | 0 | 0 | 0 | 0 |
| Forcible Fondling | 0 | 0 | Fraud - Credit Card/ATM | 0 | 0 | 0 | 0 |
| Incest | 0 | 0 | Fraud - Impersonation | 0 | 0 | 0 | 0 |
| Statutory Rape | 0 | 0 | Fraud - Welfare | 0 | 0 | 0 | 0 |
| Kidnapping/Abduction | 0 | 0 | Fraud - Wire | 0 | 0 | 0 | 0 |
| Commercial Sex Acts | 0 | 0 | Fraud - Identity Theft | 0 | 0 | 0 | 0 |
| Involuntary Servitude | 0 | 0 | Fraud - Computer Hacking/Invasion | 0 | 0 | 0 | 0 |
| Total | 12 | 12 | Robbery | 0 | 0 | 0 | 0 |
| | | | Theft - Pocket-picking | 0 | 0 | 0 | 0 |
| | | | Theft - Purse Snatching | 0 | 0 | 0 | 0 |
| | | | Theft - Shoplifting | 1 | 0 | 0 | 0 |
| | | | Theft From Building | 7 | 1 | 1 | 0 |
| | | | Theft From Coin Machine | 0 | 0 | 0 | 0 |
| | | | Theft From Motor Vehicle | 0 | 0 | 0 | 0 |
| | | | Theft of Motor Vehicle Parts | 1 | 0 | 0 | 0 |
| | | | Theft - All Other Larceny | 3 | 1 | 1 | 0 |
| | | | Motor Vehicle Theft | 0 | 0 | 0 | 0 |
| | | | Stolen Property Offenses | 0 | 0 | 0 | 0 |
| Group B Arrests | | | | | | | |
| Offense | Adult | Juvenile | | | | | |
| Bad Checks | 0 | 0 | | | | | |
| Curfew/Vagrancy | 0 | 0 | | | | | |
| Disorderly Conduct | 0 | 0 | | | | | |
| DUI | 2 | 0 | | | | | |
| Drunkenness | 1 | 0 | | | | | |
| Family-Non Violent | 1 | 0 | | | | | |
| Liquor Law Violations | 0 | 0 | | | | | |
| Peeping Tom | 0 | 0 | | | | | |
| Runaway | 0 | 0 | | | | | |
| Trespass | 0 | 0 | | | | | |
| All Other Offenses | 23 | 0 | | | | | |
| Total Group B | 27 | 0 | | | | | |

(*) Offenses are counted using the FBI Units of Count for Crime

(**) The 'Arrests' column shows arrests made for incidents during the selected period, regardless of arrest date. Arrest counts for the same period may change over time.

This report is valid as of May 06, 2019 and is subject to change

Plainview Police Department - NIBRS Agency Crime Overview - 2018

| Crimes Against Society | | | | |
|------------------------------------|-----------|-----------|-----------|----------|
| Animal Cruelty | 0 | 0 | 0 | 0 |
| Drug/Narcotic Violations | 7 | 7 | 8 | 0 |
| Drug/Narcotic Equipment Violations | 10 | 10 | 5 | 0 |
| Gambling - Betting/Wagering | 0 | 0 | 0 | 0 |
| Gambling - Operating/Promoting | 0 | 0 | 0 | 0 |
| Gambling - Equipment Violations | 0 | 0 | 0 | 0 |
| Gambling - Sports Tampering | 0 | 0 | 0 | 0 |
| Pornography/Obscene Material | 1 | 1 | 1 | 0 |
| Prostitution | 0 | 0 | 0 | 0 |
| Prostitution Assisting/Promoting | 0 | 0 | 0 | 0 |
| Purchasing Prostitution | 0 | 0 | 0 | 0 |
| Weapon Law Violations | 0 | 0 | 0 | 0 |
| Total Group A Offenses | 53 | 35 | 29 | 2 |

(*) Offenses are counted using the FBI Units of Count for Crime

(**) The 'Arrests' column shows arrests made for incidents during the selected period, regardless of arrest date. Arrest counts for the same period may change over time.

Pleasant View Police Department - NIBRS Agency Crime Overview - 2018

| 2017 Population Estimate | | 4,409 | | Offenses (*) | | Arrests (**) | |
|---------------------------------------|-----------|----------------------------------|-----------------------------------|-------------------------|---------|--------------|----------|
| Offense Overview | | Group A Offenses | | Reported | Cleared | Adult | Juvenile |
| | | Crimes Against Persons | | | | | |
| Offense Total | 106 | Murder | | 0 | 0 | 0 | 0 |
| Number Cleared | 7 | Negligent Manslaughter | | 0 | 0 | 0 | 0 |
| Percent Cleared | 6.60 % | Negligent Vehicular Manslaughter | | 0 | 0 | 0 | 0 |
| Group A Crimes per 100,000 population | 2,404.2 | Kidnapping/Abduction | | 0 | 0 | 0 | 0 |
| | | Forcible Rape | | 0 | 0 | 0 | 0 |
| | | Forcible Sodomy | | 0 | 0 | 0 | 0 |
| | | Sexual Assault W/Object | | 0 | 0 | 0 | 0 |
| | | Forcible Fondling | | 0 | 0 | 0 | 0 |
| | | Incest | | 0 | 0 | 0 | 0 |
| | | Statutory Rape | | 0 | 0 | 0 | 0 |
| | | Aggravated Assault | | 3 | 2 | 1 | 0 |
| | | Simple Assault | | 12 | 1 | 1 | 0 |
| | | Intimidation | | 9 | 0 | 0 | 0 |
| | | Stalking | | 0 | 0 | 0 | 0 |
| | | Commercial Sex Acts | | 0 | 0 | 0 | 0 |
| | | Involuntary Servitude | | 0 | 0 | 0 | 0 |
| | | Average number offenses/incident | 1.12 | | | | |
| Domestic Violence Victims | | | | Crimes Against Property | | | |
| Offense | Reported | Cleared | | | | | |
| Murder | 0 | 0 | Arson | 1 | 0 | 0 | 0 |
| Aggravated Assault | 2 | 2 | Bribery | 0 | 0 | 0 | 0 |
| Simple Assault | 9 | 1 | Burglary | 6 | 0 | 0 | 0 |
| Intimidation | 8 | 0 | Counterfeiting/Forgery | 1 | 0 | 0 | 0 |
| Stalking | 0 | 0 | Destruction/Damage/Vandalism | 19 | 0 | 0 | 0 |
| Forcible Rape | 0 | 0 | Embezzlement | 0 | 0 | 0 | 0 |
| Forcible Sodomy | 0 | 0 | Extortion/Blackmail | 0 | 0 | 0 | 0 |
| Sexual Assault W/Object | 0 | 0 | Fraud - False Pretenses | 0 | 0 | 0 | 0 |
| Forcible Fondling | 0 | 0 | Fraud - Credit Card/ATM | 3 | 0 | 0 | 0 |
| Incest | 0 | 0 | Fraud - Impersonation | 4 | 0 | 0 | 0 |
| Statutory Rape | 0 | 0 | Fraud - Welfare | 0 | 0 | 0 | 0 |
| Kidnapping/Abduction | 0 | 0 | Fraud - Wire | 0 | 0 | 0 | 0 |
| Commercial Sex Acts | 0 | 0 | Fraud - Identity Theft | 1 | 0 | 0 | 0 |
| Involuntary Servitude | 0 | 0 | Fraud - Computer Hacking/Invasion | 0 | 0 | 0 | 0 |
| Total | 19 | 3 | Robbery | 0 | 0 | 0 | 0 |
| | | | Theft - Pocket-picking | 0 | 0 | 0 | 0 |
| | | | Theft - Purse Snatching | 0 | 0 | 0 | 0 |
| | | | Theft - Shoplifting | 3 | 0 | 0 | 0 |
| | | | Theft From Building | 12 | 0 | 0 | 0 |
| | | | Theft From Coin Machine | 0 | 0 | 0 | 0 |
| | | | Theft From Motor Vehicle | 9 | 1 | 1 | 0 |
| | | | Theft of Motor Vehicle Parts | 4 | 0 | 0 | 0 |
| | | | Theft - All Other Larceny | 11 | 0 | 0 | 0 |
| | | | Motor Vehicle Theft | 5 | 0 | 0 | 0 |
| | | | Stolen Property Offenses | 0 | 0 | 0 | 0 |
| Group B Arrests | | | | | | | |
| Offense | Adult | Juvenile | | | | | |
| Bad Checks | 0 | 0 | | | | | |
| Curfew/Vagrancy | 0 | 0 | | | | | |
| Disorderly Conduct | 0 | 0 | | | | | |
| DUI | 1 | 0 | | | | | |
| Drunkenness | 4 | 0 | | | | | |
| Family-Non Violent | 1 | 0 | | | | | |
| Liquor Law Violations | 1 | 0 | | | | | |
| Peeping Tom | 0 | 0 | | | | | |
| Runaway | 0 | 0 | | | | | |
| Trespass | 1 | 0 | | | | | |
| All Other Offenses | 1 | 0 | | | | | |
| Total Group B | 9 | 0 | | | | | |

(*) Offenses are counted using the FBI Units of Count for Crime

(**) The 'Arrests' column shows arrests made for incidents during the selected period, regardless of arrest date. Arrest counts for the same period may change over time.

This report is valid as of May 06, 2019 and is subject to change

Pleasant View Police Department - NIBRS Agency Crime Overview - 2018

| Crimes Against Society | | | | |
|------------------------------------|------------|----------|----------|----------|
| Animal Cruelty | 0 | 0 | 0 | 0 |
| Drug/Narcotic Violations | 2 | 2 | 1 | 0 |
| Drug/Narcotic Equipment Violations | 1 | 1 | 0 | 1 |
| Gambling - Betting/Wagering | 0 | 0 | 0 | 0 |
| Gambling - Operating/Promoting | 0 | 0 | 0 | 0 |
| Gambling - Equipment Violations | 0 | 0 | 0 | 0 |
| Gambling - Sports Tampering | 0 | 0 | 0 | 0 |
| Pornography/Obscene Material | 0 | 0 | 0 | 0 |
| Prostitution | 0 | 0 | 0 | 0 |
| Prostitution Assisting/Promoting | 0 | 0 | 0 | 0 |
| Purchasing Prostitution | 0 | 0 | 0 | 0 |
| Weapon Law Violations | 0 | 0 | 0 | 0 |
| Total Group A Offenses | 106 | 7 | 4 | 1 |

(*) Offenses are counted using the FBI Units of Count for Crime

(**) The 'Arrests' column shows arrests made for incidents during the selected period, regardless of arrest date. Arrest counts for the same period may change over time.

Portland Police Department - NIBRS Agency Crime Overview - 2018

| 2017 Population Estimate | | 12,697 | | Offenses (*) | | Arrests (**) | |
|---------------------------------------|------------|----------------------------------|-----------------------------------|-------------------------|---------|--------------|----------|
| Offense Overview | | Group A Offenses | | Reported | Cleared | Adult | Juvenile |
| | | Crimes Against Persons | | | | | |
| Offense Total | 1,000 | Murder | | 1 | 1 | 0 | 0 |
| Number Cleared | 623 | Negligent Manslaughter | | 0 | 0 | 0 | 0 |
| Percent Cleared | 62.30 % | Negligent Vehicular Manslaughter | | 0 | 0 | 0 | 0 |
| Group A Crimes per 100,000 population | 7,875.9 | Kidnapping/Abduction | | 9 | 5 | 5 | 0 |
| | | Forcible Rape | | 4 | 1 | 0 | 1 |
| | | Forcible Sodomy | | 1 | 0 | 0 | 0 |
| | | Sexual Assault W/Object | | 0 | 0 | 0 | 0 |
| | | Forcible Fondling | | 4 | 1 | 0 | 1 |
| | | Incest | | 0 | 0 | 0 | 0 |
| | | Statutory Rape | | 1 | 0 | 0 | 0 |
| | | Aggravated Assault | | 23 | 21 | 15 | 1 |
| | | Simple Assault | | 131 | 81 | 70 | 3 |
| | | Intimidation | | 11 | 7 | 5 | 0 |
| | | Stalking | | 2 | 0 | 0 | 0 |
| | | Commercial Sex Acts | | 0 | 0 | 0 | 0 |
| | | Involuntary Servitude | | 0 | 0 | 0 | 0 |
| | | Average number offenses/incident | 1.30 | | | | |
| Domestic Violence Victims | | | | Crimes Against Property | | | |
| Offense | Reported | Cleared | | | | | |
| Murder | 1 | 1 | Arson | 1 | 0 | 0 | 0 |
| Aggravated Assault | 10 | 10 | Bribery | 0 | 0 | 0 | 0 |
| Simple Assault | 101 | 69 | Burglary | 49 | 7 | 7 | 5 |
| Intimidation | 10 | 6 | Counterfeiting/Forgery | 47 | 19 | 15 | 1 |
| Stalking | 2 | 0 | Destruction/Damage/Vandalism | 57 | 17 | 6 | 0 |
| Forcible Rape | 1 | 0 | Embezzlement | 2 | 2 | 2 | 0 |
| Forcible Sodomy | 1 | 0 | Extortion/Blackmail | 1 | 0 | 0 | 0 |
| Sexual Assault W/Object | 0 | 0 | Fraud - False Pretenses | 26 | 7 | 1 | 1 |
| Forcible Fondling | 0 | 0 | Fraud - Credit Card/ATM | 17 | 1 | 0 | 0 |
| Incest | 0 | 0 | Fraud - Impersonation | 10 | 5 | 2 | 0 |
| Statutory Rape | 0 | 0 | Fraud - Welfare | 0 | 0 | 0 | 0 |
| Kidnapping/Abduction | 5 | 3 | Fraud - Wire | 0 | 0 | 0 | 0 |
| Commercial Sex Acts | 0 | 0 | Fraud - Identity Theft | 1 | 1 | 0 | 0 |
| Involuntary Servitude | 0 | 0 | Fraud - Computer Hacking/Invasion | 0 | 0 | 0 | 0 |
| Total | 131 | 89 | Robbery | 7 | 4 | 4 | 0 |
| | | | Theft - Pocket-picking | 0 | 0 | 0 | 0 |
| | | | Theft - Purse Snatching | 1 | 0 | 0 | 0 |
| | | | Theft - Shoplifting | 17 | 15 | 13 | 3 |
| | | | Theft From Building | 53 | 5 | 2 | 1 |
| | | | Theft From Coin Machine | 0 | 0 | 0 | 0 |
| | | | Theft From Motor Vehicle | 38 | 7 | 5 | 0 |
| | | | Theft of Motor Vehicle Parts | 9 | 1 | 1 | 0 |
| | | | Theft - All Other Larceny | 49 | 6 | 3 | 2 |
| | | | Motor Vehicle Theft | 10 | 2 | 2 | 0 |
| | | | Stolen Property Offenses | 0 | 0 | 0 | 0 |
| Group B Arrests | | | | | | | |
| Offense | Adult | Juvenile | | | | | |
| Bad Checks | 0 | 0 | | | | | |
| Curfew/Vagrancy | 0 | 2 | | | | | |
| Disorderly Conduct | 2 | 1 | | | | | |
| DUI | 50 | 0 | | | | | |
| Drunkenness | 24 | 1 | | | | | |
| Family-Non Violent | 1 | 0 | | | | | |
| Liquor Law Violations | 1 | 8 | | | | | |
| Peeping Tom | 0 | 0 | | | | | |
| Runaway | 0 | 0 | | | | | |
| Trespass | 4 | 0 | | | | | |
| All Other Offenses | 38 | 1 | | | | | |
| Total Group B | 120 | 13 | | | | | |

(*) Offenses are counted using the FBI Units of Count for Crime

(**) The 'Arrests' column shows arrests made for incidents during the selected period, regardless of arrest date. Arrest counts for the same period may change over time.

This report is valid as of May 06, 2019 and is subject to change

Portland Police Department - NIBRS Agency Crime Overview - 2018

| Crimes Against Society | | | | |
|------------------------------------|--------------|------------|------------|-----------|
| Animal Cruelty | 3 | 3 | 5 | 0 |
| Drug/Narcotic Violations | 211 | 206 | 196 | 21 |
| Drug/Narcotic Equipment Violations | 182 | 178 | 66 | 2 |
| Gambling - Betting/Wagering | 0 | 0 | 0 | 0 |
| Gambling - Operating/Promoting | 0 | 0 | 0 | 0 |
| Gambling - Equipment Violations | 0 | 0 | 0 | 0 |
| Gambling - Sports Tampering | 0 | 0 | 0 | 0 |
| Pornography/Obscene Material | 3 | 1 | 1 | 0 |
| Prostitution | 0 | 0 | 0 | 0 |
| Prostitution Assisting/Promoting | 0 | 0 | 0 | 0 |
| Purchasing Prostitution | 0 | 0 | 0 | 0 |
| Weapon Law Violations | 19 | 19 | 8 | 0 |
| Total Group A Offenses | 1,000 | 623 | 434 | 42 |

(*) Offenses are counted using the FBI Units of Count for Crime

(**) The 'Arrests' column shows arrests made for incidents during the selected period, regardless of arrest date. Arrest counts for the same period may change over time.

Pulaski Police Department - NIBRS Agency Crime Overview - 2018

| 2017 Population Estimate | 7,676 | Offenses (*) | | Arrests (**) | | | |
|---------------------------------------|------------|----------------------------------|-----------------------------------|--------------------------------|----------|-----|---|
| | | Reported | Cleared | Adult | Juvenile | | |
| Offense Overview | | Group A Offenses | | | | | |
| Crimes Against Persons | | Crimes Against Persons | | | | | |
| Offense Total | 1,028 | Murder | 0 | 0 | 0 | 0 | |
| Number Cleared | 592 | Negligent Manslaughter | 0 | 0 | 0 | 0 | |
| Percent Cleared | 57.59 % | Negligent Vehicular Manslaughter | 0 | 0 | 0 | 0 | |
| Group A Crimes per 100,000 population | 13,392.4 | Kidnapping/Abduction | 4 | 4 | 5 | 0 | |
| | | Forcible Rape | 6 | 1 | 0 | 1 | |
| | | Forcible Sodomy | 0 | 0 | 0 | 0 | |
| | | Sexual Assault W/Object | 0 | 0 | 0 | 0 | |
| | | Forcible Fondling | 8 | 3 | 0 | 1 | |
| | | Incest | 0 | 0 | 0 | 0 | |
| | | Statutory Rape | 1 | 1 | 1 | 0 | |
| | | Aggravated Assault | 50 | 39 | 29 | 0 | |
| | | Simple Assault | 161 | 92 | 68 | 5 | |
| Arrest Overview | 9,015.1 | Intimidation | 0 | 0 | 0 | 0 | |
| | | Stalking | 4 | 3 | 3 | 0 | |
| | | Commercial Sex Acts | 0 | 0 | 0 | 0 | |
| | | Involuntary Servitude | 0 | 0 | 0 | 0 | |
| | | Crimes Against Property | | Crimes Against Property | | | |
| | | Arson | 2 | 0 | 0 | 0 | |
| | | Bribery | 0 | 0 | 0 | 0 | |
| | | Burglary | 56 | 16 | 13 | 1 | |
| | | Counterfeiting/Forgery | 25 | 8 | 9 | 0 | |
| Domestic Violence Victims | 133 | 87 | Destruction/Damage/Vandalism | 87 | 14 | 4 | 2 |
| | | | Embezzlement | 2 | 1 | 1 | 0 |
| | | | Extortion/Blackmail | 0 | 0 | 0 | 0 |
| | | | Fraud - False Pretenses | 18 | 6 | 1 | 0 |
| | | | Fraud - Credit Card/ATM | 18 | 5 | 2 | 0 |
| | | | Fraud - Impersonation | 7 | 6 | 1 | 0 |
| | | | Fraud - Welfare | 0 | 0 | 0 | 0 |
| | | | Fraud - Wire | 0 | 0 | 0 | 0 |
| | | | Fraud - Identity Theft | 0 | 0 | 0 | 0 |
| | | | Fraud - Computer Hacking/Invasion | 0 | 0 | 0 | 0 |
| | | | Robbery | 3 | 3 | 4 | 0 |
| | | | Theft - Pocket-picking | 0 | 0 | 0 | 0 |
| | | | Theft - Purse Snatching | 0 | 0 | 0 | 0 |
| | | | Theft - Shoplifting | 140 | 108 | 115 | 7 |
| Theft From Building | 68 | 16 | 8 | 0 | | | |
| Theft From Coin Machine | 1 | 0 | 0 | 0 | | | |
| Theft From Motor Vehicle | 56 | 24 | 18 | 21 | | | |
| Theft of Motor Vehicle Parts | 7 | 0 | 0 | 0 | | | |
| Theft - All Other Larceny | 61 | 14 | 28 | 3 | | | |
| Motor Vehicle Theft | 20 | 15 | 8 | 6 | | | |
| Stolen Property Offenses | 3 | 2 | 1 | 0 | | | |
| Group B Arrests | | Group B Arrests | | | | | |
| Offense | | Adult | | Juvenile | | | |
| Bad Checks | 0 | 0 | 0 | 0 | 0 | | |
| Curfew/Vagrancy | 0 | 0 | 0 | 0 | 0 | | |
| Disorderly Conduct | 12 | 0 | 0 | 0 | 0 | | |
| DUI | 17 | 0 | 0 | 0 | 0 | | |
| Drunkenness | 37 | 0 | 0 | 0 | 0 | | |
| Family-Non Violent | 0 | 0 | 0 | 0 | 0 | | |
| Liquor Law Violations | 2 | 0 | 0 | 0 | 0 | | |
| Peeping Tom | 0 | 0 | 0 | 0 | 0 | | |
| Runaway | 0 | 0 | 0 | 0 | 0 | | |
| Trespass | 23 | 0 | 0 | 0 | 0 | | |
| All Other Offenses | 69 | 3 | 3 | 3 | 3 | | |
| Total Group B | 160 | 3 | 3 | 3 | 3 | | |

(*) Offenses are counted using the FBI Units of Count for Crime

(**) The 'Arrests' column shows arrests made for incidents during the selected period, regardless of arrest date. Arrest counts for the same period may change over time.

Pulaski Police Department - NIBRS Agency Crime Overview - 2018

| Crimes Against Society | | | | |
|------------------------------------|--------------|------------|------------|-----------|
| Animal Cruelty | 3 | 2 | 4 | 0 |
| Drug/Narcotic Violations | 142 | 136 | 141 | 1 |
| Drug/Narcotic Equipment Violations | 63 | 61 | 14 | 0 |
| Gambling - Betting/Wagering | 0 | 0 | 0 | 0 |
| Gambling - Operating/Promoting | 0 | 0 | 0 | 0 |
| Gambling - Equipment Violations | 0 | 0 | 0 | 0 |
| Gambling - Sports Tampering | 0 | 0 | 0 | 0 |
| Pornography/Obscene Material | 0 | 0 | 0 | 0 |
| Prostitution | 0 | 0 | 0 | 0 |
| Prostitution Assisting/Promoting | 0 | 0 | 0 | 0 |
| Purchasing Prostitution | 0 | 0 | 0 | 0 |
| Weapon Law Violations | 12 | 12 | 3 | 0 |
| Total Group A Offenses | 1,028 | 592 | 481 | 48 |

(*) Offenses are counted using the FBI Units of Count for Crime

(**) The 'Arrests' column shows arrests made for incidents during the selected period, regardless of arrest date. Arrest counts for the same period may change over time.

Puryear Police Department - NIBRS Agency Crime Overview - 2018

| 2017 Population Estimate | | 668 | | Offenses (*) | | Arrests (**) | |
|---------------------------------------|----------|-----------------------------------|-----------------|--------------------------------|---------|--------------|----------|
| | | | | Reported | Cleared | Adult | Juvenile |
| Offense Overview | | | | Group A Offenses | | | |
| | | | | Crimes Against Persons | | | |
| Offense Total | 12 | Murder | 0 | 0 | 0 | 0 | 0 |
| Number Cleared | 0 | Negligent Manslaughter | 0 | 0 | 0 | 0 | 0 |
| Percent Cleared | 0.00 % | Negligent Vehicular Manslaughter | 0 | 0 | 0 | 0 | 0 |
| Group A Crimes per 100,000 population | 1,796.4 | Kidnapping/Abduction | 0 | 0 | 0 | 0 | 0 |
| | | Forcible Rape | 0 | 0 | 0 | 0 | 0 |
| | | Forcible Sodomy | 0 | 0 | 0 | 0 | 0 |
| | | Sexual Assault W/Object | 0 | 0 | 0 | 0 | 0 |
| | | Forcible Fondling | 0 | 0 | 0 | 0 | 0 |
| | | Incest | 0 | 0 | 0 | 0 | 0 |
| | | Statutory Rape | 0 | 0 | 0 | 0 | 0 |
| | | Aggravated Assault | 1 | 0 | 0 | 0 | 0 |
| | | Simple Assault | 1 | 0 | 0 | 0 | 0 |
| | | Intimidation | 0 | 0 | 0 | 0 | 0 |
| | | Stalking | 0 | 0 | 0 | 0 | 0 |
| | | Commercial Sex Acts | 0 | 0 | 0 | 0 | 0 |
| | | Involuntary Servitude | 0 | 0 | 0 | 0 | 0 |
| Arrest Overview | | | | Crimes Against Property | | | |
| | | | | Arson | | | |
| Total Arrests | 1 | Bribery | 0 | 0 | 0 | 0 | 0 |
| Adult Arrests | 1 | Burglary | 2 | 0 | 0 | 0 | 0 |
| Juvenile Arrests | 0 | Counterfeiting/Forgery | 0 | 0 | 0 | 0 | 0 |
| Unknown Age | 0 | Destruction/Damage/Vandalism | 4 | 0 | 0 | 0 | 0 |
| Arrests per 100,000 population | 149.7 | Embezzlement | 0 | 0 | 0 | 0 | 0 |
| | | Extortion/Blackmail | 0 | 0 | 0 | 0 | 0 |
| | | Fraud - False Pretenses | 0 | 0 | 0 | 0 | 0 |
| | | Fraud - Credit Card/ATM | 0 | 0 | 0 | 0 | 0 |
| | | Fraud - Impersonation | 0 | 0 | 0 | 0 | 0 |
| | | Fraud - Welfare | 0 | 0 | 0 | 0 | 0 |
| | | Fraud - Wire | 0 | 0 | 0 | 0 | 0 |
| | | Fraud - Identity Theft | 0 | 0 | 0 | 0 | 0 |
| | | Fraud - Computer Hacking/Invasion | 0 | 0 | 0 | 0 | 0 |
| | | Robbery | 0 | 0 | 0 | 0 | 0 |
| | | Theft - Pocket-picking | 0 | 0 | 0 | 0 | 0 |
| | | Theft - Purse Snatching | 0 | 0 | 0 | 0 | 0 |
| | | Theft - Shoplifting | 0 | 0 | 0 | 0 | 0 |
| | | Theft From Building | 0 | 0 | 0 | 0 | 0 |
| | | Theft From Coin Machine | 0 | 0 | 0 | 0 | 0 |
| | | Theft From Motor Vehicle | 1 | 0 | 0 | 0 | 0 |
| | | Theft of Motor Vehicle Parts | 0 | 0 | 0 | 0 | 0 |
| | | Theft - All Other Larceny | 3 | 0 | 0 | 0 | 0 |
| | | Motor Vehicle Theft | 0 | 0 | 0 | 0 | 0 |
| | | Stolen Property Offenses | 0 | 0 | 0 | 0 | 0 |
| Domestic Violence Victims | | | | | | | |
| Offense | | Reported | Cleared | | | | |
| Murder | 0 | 0 | | | | | |
| Aggravated Assault | 1 | 0 | | | | | |
| Simple Assault | 0 | 0 | | | | | |
| Intimidation | 0 | 0 | | | | | |
| Stalking | 0 | 0 | | | | | |
| Forcible Rape | 0 | 0 | | | | | |
| Forcible Sodomy | 0 | 0 | | | | | |
| Sexual Assault W/Object | 0 | 0 | | | | | |
| Forcible Fondling | 0 | 0 | | | | | |
| Incest | 0 | 0 | | | | | |
| Statutory Rape | 0 | 0 | | | | | |
| Kidnapping/Abduction | 0 | 0 | | | | | |
| Commercial Sex Acts | 0 | 0 | | | | | |
| Involuntary Servitude | 0 | 0 | | | | | |
| Total | 1 | 0 | | | | | |
| Group B Arrests | | | | | | | |
| Offense | | Adult | Juvenile | | | | |
| Bad Checks | 0 | 0 | | | | | |
| Curfew/Vagrancy | 0 | 0 | | | | | |
| Disorderly Conduct | 0 | 0 | | | | | |
| DUI | 0 | 0 | | | | | |
| Drunkenness | 1 | 0 | | | | | |
| Family-Non Violent | 0 | 0 | | | | | |
| Liquor Law Violations | 0 | 0 | | | | | |
| Peeping Tom | 0 | 0 | | | | | |
| Runaway | 0 | 0 | | | | | |
| Trespass | 0 | 0 | | | | | |
| All Other Offenses | 0 | 0 | | | | | |
| Total Group B | 1 | 0 | | | | | |

(*) Offenses are counted using the FBI Units of Count for Crime

(**) The 'Arrests' column shows arrests made for incidents during the selected period, regardless of arrest date. Arrest counts for the same period may change over time.

This report is valid as of May 06, 2019 and is subject to change

Puryear Police Department - NIBRS Agency Crime Overview - 2018

| Crimes Against Society | | | | |
|------------------------------------|-----------|----------|----------|----------|
| Animal Cruelty | 0 | 0 | 0 | 0 |
| Drug/Narcotic Violations | 0 | 0 | 0 | 0 |
| Drug/Narcotic Equipment Violations | 0 | 0 | 0 | 0 |
| Gambling - Betting/Wagering | 0 | 0 | 0 | 0 |
| Gambling - Operating/Promoting | 0 | 0 | 0 | 0 |
| Gambling - Equipment Violations | 0 | 0 | 0 | 0 |
| Gambling - Sports Tampering | 0 | 0 | 0 | 0 |
| Pornography/Obscene Material | 0 | 0 | 0 | 0 |
| Prostitution | 0 | 0 | 0 | 0 |
| Prostitution Assisting/Promoting | 0 | 0 | 0 | 0 |
| Purchasing Prostitution | 0 | 0 | 0 | 0 |
| Weapon Law Violations | 0 | 0 | 0 | 0 |
| Total Group A Offenses | 12 | 0 | 0 | 0 |

(*) Offenses are counted using the FBI Units of Count for Crime

(**) The 'Arrests' column shows arrests made for incidents during the selected period, regardless of arrest date. Arrest counts for the same period may change over time.

Red Bank Police Department - NIBRS Agency Crime Overview - 2018

| 2017 Population Estimate | | 11,754 | | Offenses (*) | | Arrests (**) | | |
|---------------------------------------|------------|----------------------------------|-----------------------------------|--------------------------------|---------|--------------|----------|---|
| | | | | Reported | Cleared | Adult | Juvenile | |
| Offense Overview | | | | Group A Offenses | | | | |
| Crimes Against Persons | | | | Crimes Against Persons | | | | |
| Offense Total | 939 | Murder | 0 | 0 | 0 | 0 | | |
| Number Cleared | 561 | Negligent Manslaughter | 0 | 0 | 0 | 0 | | |
| Percent Cleared | 59.74 % | Negligent Vehicular Manslaughter | 0 | 0 | 0 | 0 | | |
| Group A Crimes per 100,000 population | 7,988.8 | Kidnapping/Abduction | 0 | 0 | 2 | 0 | | |
| | | Forcible Rape | 3 | 0 | 0 | 0 | | |
| | | Forcible Sodomy | 0 | 0 | 0 | 0 | | |
| | | Sexual Assault W/Object | 0 | 0 | 0 | 0 | | |
| | | Forcible Fondling | 3 | 0 | 0 | 0 | | |
| | | Incest | 0 | 0 | 0 | 0 | | |
| | | Statutory Rape | 0 | 0 | 0 | 0 | | |
| | | Aggravated Assault | 40 | 33 | 26 | 1 | | |
| | | Simple Assault | 121 | 84 | 62 | 1 | | |
| | | Intimidation | 3 | 0 | 0 | 0 | | |
| | | Stalking | 0 | 0 | 0 | 0 | | |
| | | Commercial Sex Acts | 0 | 0 | 0 | 0 | | |
| | | Involuntary Servitude | 0 | 0 | 0 | 0 | | |
| Arrest Overview | | | | Crimes Against Property | | | | |
| Domestic Violence Victims | | | | Crimes Against Property | | | | |
| Offense | | Reported | Cleared | | | | | |
| Murder | 0 | 0 | Arson | 3 | 0 | 0 | 0 | |
| Aggravated Assault | 20 | 17 | Bribery | 0 | 0 | 0 | 0 | |
| Simple Assault | 79 | 64 | Burglary | 72 | 29 | 27 | 3 | |
| Intimidation | 2 | 0 | Counterfeiting/Forgery | 8 | 4 | 12 | 1 | |
| Stalking | 0 | 0 | Destruction/Damage/Vandalism | 64 | 18 | 6 | 2 | |
| Forcible Rape | 1 | 0 | Embezzlement | 0 | 0 | 0 | 0 | |
| Forcible Sodomy | 0 | 0 | Extortion/Blackmail | 3 | 0 | 0 | 0 | |
| Sexual Assault W/Object | 0 | 0 | Fraud - False Pretenses | 11 | 3 | 1 | 0 | |
| Forcible Fondling | 1 | 0 | Fraud - Credit Card/ATM | 7 | 1 | 0 | 0 | |
| Incest | 0 | 0 | Fraud - Impersonation | 10 | 9 | 15 | 0 | |
| Statutory Rape | 0 | 0 | Fraud - Welfare | 0 | 0 | 0 | 0 | |
| Kidnapping/Abduction | 0 | 0 | Fraud - Wire | 4 | 0 | 0 | 0 | |
| Commercial Sex Acts | 0 | 0 | Fraud - Identity Theft | 2 | 2 | 0 | 0 | |
| Involuntary Servitude | 0 | 0 | Fraud - Computer Hacking/Invasion | 0 | 0 | 0 | 0 | |
| Total | 103 | 81 | Robbery | 9 | 4 | 3 | 0 | |
| Group B Arrests | | | | Theft - Pocket-picking | 1 | 0 | 0 | 0 |
| Offense | | Adult | Juvenile | Theft - Purse Snatching | 0 | 0 | 0 | 0 |
| Bad Checks | 0 | 0 | Theft - Shoplifting | 28 | 10 | 11 | 0 | |
| Curfew/Vagrancy | 0 | 0 | Theft From Building | 24 | 4 | 4 | 0 | |
| Disorderly Conduct | 8 | 0 | Theft From Coin Machine | 1 | 0 | 0 | 0 | |
| DUI | 27 | 0 | Theft From Motor Vehicle | 81 | 5 | 1 | 0 | |
| Drunkenness | 15 | 0 | Theft of Motor Vehicle Parts | 7 | 0 | 0 | 0 | |
| Family-Non Violent | 0 | 0 | Theft - All Other Larceny | 62 | 12 | 12 | 0 | |
| Liquor Law Violations | 0 | 0 | Motor Vehicle Theft | 30 | 8 | 9 | 0 | |
| Peeping Tom | 0 | 0 | Stolen Property Offenses | 19 | 19 | 11 | 3 | |
| Runaway | 0 | 0 | | | | | | |
| Trespass | 4 | 0 | | | | | | |
| All Other Offenses | 56 | 0 | | | | | | |
| Total Group B | 110 | 0 | | | | | | |

(*) Offenses are counted using the FBI Units of Count for Crime

(**) The 'Arrests' column shows arrests made for incidents during the selected period, regardless of arrest date. Arrest counts for the same period may change over time.

This report is valid as of May 06, 2019 and is subject to change

Red Bank Police Department - NIBRS Agency Crime Overview - 2018

| Crimes Against Society | | | | |
|------------------------------------|------------|------------|------------|-----------|
| Animal Cruelty | 0 | 0 | 0 | 0 |
| Drug/Narcotic Violations | 166 | 161 | 151 | 7 |
| Drug/Narcotic Equipment Violations | 134 | 133 | 53 | 0 |
| Gambling - Betting/Wagering | 0 | 0 | 0 | 0 |
| Gambling - Operating/Promoting | 0 | 0 | 0 | 0 |
| Gambling - Equipment Violations | 0 | 0 | 0 | 0 |
| Gambling - Sports Tampering | 0 | 0 | 0 | 0 |
| Pornography/Obscene Material | 1 | 0 | 0 | 0 |
| Prostitution | 0 | 0 | 0 | 0 |
| Prostitution Assisting/Promoting | 0 | 0 | 0 | 0 |
| Purchasing Prostitution | 0 | 0 | 0 | 0 |
| Weapon Law Violations | 22 | 22 | 6 | 0 |
| Total Group A Offenses | 939 | 561 | 412 | 18 |

(*) Offenses are counted using the FBI Units of Count for Crime

(**) The 'Arrests' column shows arrests made for incidents during the selected period, regardless of arrest date. Arrest counts for the same period may change over time.

Red Boiling Springs Police Department - NIBRS Agency Crime Overview - 2018

| 2017 Population Estimate | | 1,143 | | Offenses (*) | | Arrests (**) | |
|---------------------------------------|-----------|----------------------------------|-----------------------------------|-------------------------|---------|--------------|----------|
| Offense Overview | | Crimes Against Persons | | Reported | Cleared | Adult | Juvenile |
| Offense Total | 83 | Murder | | 0 | 0 | 0 | 0 |
| Number Cleared | 53 | Negligent Manslaughter | | 0 | 0 | 0 | 0 |
| Percent Cleared | 63.86 % | Negligent Vehicular Manslaughter | | 0 | 0 | 0 | 0 |
| Group A Crimes per 100,000 population | 7,261.6 | Kidnapping/Abduction | | 0 | 0 | 0 | 0 |
| | | Forcible Rape | | 1 | 0 | 0 | 0 |
| | | Forcible Sodomy | | 0 | 0 | 0 | 0 |
| | | Sexual Assault W/Object | | 0 | 0 | 0 | 0 |
| | | Forcible Fondling | | 1 | 0 | 0 | 0 |
| | | Incest | | 0 | 0 | 0 | 0 |
| | | Statutory Rape | | 0 | 0 | 0 | 0 |
| | | Aggravated Assault | | 8 | 6 | 5 | 0 |
| | | Simple Assault | | 19 | 14 | 10 | 0 |
| | | Intimidation | | 3 | 0 | 0 | 0 |
| | | Stalking | | 0 | 0 | 0 | 0 |
| | | Commercial Sex Acts | | 0 | 0 | 0 | 0 |
| | | Involuntary Servitude | | 0 | 0 | 0 | 0 |
| | | Average number offenses/incident | 1.34 | | | | |
| Domestic Violence Victims | | | | Crimes Against Property | | | |
| Offense | Reported | Cleared | | | | | |
| Murder | 0 | 0 | Arson | 0 | 0 | 0 | 0 |
| Aggravated Assault | 6 | 4 | Bribery | 0 | 0 | 0 | 0 |
| Simple Assault | 9 | 7 | Burglary | 3 | 2 | 1 | 1 |
| Intimidation | 1 | 0 | Counterfeiting/Forgery | 2 | 2 | 1 | 0 |
| Stalking | 0 | 0 | Destruction/Damage/Vandalism | 6 | 3 | 1 | 0 |
| Forcible Rape | 0 | 0 | Embezzlement | 11 | 4 | 3 | 0 |
| Forcible Sodomy | 0 | 0 | Extortion/Blackmail | 0 | 0 | 0 | 0 |
| Sexual Assault W/Object | 0 | 0 | Fraud - False Pretenses | 1 | 1 | 1 | 0 |
| Forcible Fondling | 1 | 0 | Fraud - Credit Card/ATM | 0 | 0 | 0 | 0 |
| Incest | 0 | 0 | Fraud - Impersonation | 0 | 0 | 0 | 0 |
| Statutory Rape | 0 | 0 | Fraud - Welfare | 0 | 0 | 0 | 0 |
| Kidnapping/Abduction | 0 | 0 | Fraud - Wire | 0 | 0 | 0 | 0 |
| Commercial Sex Acts | 0 | 0 | Fraud - Identity Theft | 0 | 0 | 0 | 0 |
| Involuntary Servitude | 0 | 0 | Fraud - Computer Hacking/Invasion | 0 | 0 | 0 | 0 |
| Total | 17 | 11 | Robbery | 0 | 0 | 0 | 0 |
| | | | Theft - Pocket-picking | 0 | 0 | 0 | 0 |
| | | | Theft - Purse Snatching | 0 | 0 | 0 | 0 |
| | | | Theft - Shoplifting | 2 | 1 | 1 | 0 |
| | | | Theft From Building | 3 | 3 | 2 | 0 |
| | | | Theft From Coin Machine | 0 | 0 | 0 | 0 |
| | | | Theft From Motor Vehicle | 0 | 0 | 0 | 0 |
| | | | Theft of Motor Vehicle Parts | 1 | 0 | 0 | 0 |
| | | | Theft - All Other Larceny | 5 | 0 | 0 | 0 |
| | | | Motor Vehicle Theft | 0 | 0 | 0 | 0 |
| | | | Stolen Property Offenses | 0 | 0 | 0 | 0 |
| Group B Arrests | | | | | | | |
| Offense | Adult | Juvenile | | | | | |
| Bad Checks | 0 | 0 | | | | | |
| Curfew/Vagrancy | 0 | 0 | | | | | |
| Disorderly Conduct | 1 | 0 | | | | | |
| DUI | 5 | 0 | | | | | |
| Drunkenness | 3 | 0 | | | | | |
| Family-Non Violent | 0 | 0 | | | | | |
| Liquor Law Violations | 0 | 0 | | | | | |
| Peeping Tom | 0 | 0 | | | | | |
| Runaway | 0 | 0 | | | | | |
| Trespass | 0 | 0 | | | | | |
| All Other Offenses | 6 | 0 | | | | | |
| Total Group B | 15 | 0 | | | | | |

(*) Offenses are counted using the FBI Units of Count for Crime

(**) The 'Arrests' column shows arrests made for incidents during the selected period, regardless of arrest date. Arrest counts for the same period may change over time.

This report is valid as of May 06, 2019 and is subject to change

Red Boiling Springs Police Department - NIBRS Agency Crime Overview - 2018

| Crimes Against Society | | | | |
|------------------------------------|-----------|-----------|-----------|----------|
| Animal Cruelty | 0 | 0 | 0 | 0 |
| Drug/Narcotic Violations | 7 | 7 | 5 | 1 |
| Drug/Narcotic Equipment Violations | 8 | 8 | 3 | 0 |
| Gambling - Betting/Wagering | 0 | 0 | 0 | 0 |
| Gambling - Operating/Promoting | 0 | 0 | 0 | 0 |
| Gambling - Equipment Violations | 0 | 0 | 0 | 0 |
| Gambling - Sports Tampering | 0 | 0 | 0 | 0 |
| Pornography/Obscene Material | 0 | 0 | 0 | 0 |
| Prostitution | 0 | 0 | 0 | 0 |
| Prostitution Assisting/Promoting | 0 | 0 | 0 | 0 |
| Purchasing Prostitution | 0 | 0 | 0 | 0 |
| Weapon Law Violations | 2 | 2 | 0 | 0 |
| Total Group A Offenses | 83 | 53 | 33 | 2 |

(*) Offenses are counted using the FBI Units of Count for Crime

(**) The 'Arrests' column shows arrests made for incidents during the selected period, regardless of arrest date. Arrest counts for the same period may change over time.

Ridgely Police Department - NIBRS Agency Crime Overview - 2018

| 2017 Population Estimate | | 1,678 | | Offenses (*) | | Arrests (**) | |
|---------------------------------------|-----------------|-----------------------------------|----|--------------------------------|---------|--------------|----------|
| | | | | Reported | Cleared | Adult | Juvenile |
| Offense Overview | | | | Group A Offenses | | | |
| | | | | Crimes Against Persons | | | |
| Offense Total | 103 | Murder | 1 | 1 | 0 | 0 | |
| Number Cleared | 55 | Negligent Manslaughter | 0 | 0 | 0 | 0 | |
| Percent Cleared | 53.40 % | Negligent Vehicular Manslaughter | 0 | 0 | 0 | 0 | |
| Group A Crimes per 100,000 population | 6,138.3 | Kidnapping/Abduction | 0 | 0 | 0 | 0 | |
| | | Forcible Rape | 0 | 0 | 0 | 0 | |
| | | Forcible Sodomy | 0 | 0 | 0 | 0 | |
| | | Sexual Assault W/Object | 0 | 0 | 0 | 0 | |
| | | Forcible Fondling | 2 | 2 | 1 | 0 | |
| | | Incest | 0 | 0 | 0 | 0 | |
| | | Statutory Rape | 0 | 0 | 0 | 0 | |
| | | Aggravated Assault | 6 | 5 | 2 | 3 | |
| | | Simple Assault | 30 | 24 | 23 | 0 | |
| | | Intimidation | 7 | 1 | 1 | 0 | |
| | | Stalking | 0 | 0 | 0 | 0 | |
| | | Commercial Sex Acts | 0 | 0 | 0 | 0 | |
| | | Involuntary Servitude | 0 | 0 | 0 | 0 | |
| Arrest Overview | | | | Crimes Against Property | | | |
| Total Arrests | 75 | Arson | 2 | 1 | 1 | 0 | |
| Adult Arrests | 66 | Bribery | 0 | 0 | 0 | 0 | |
| Juvenile Arrests | 9 | Burglary | 12 | 4 | 3 | 1 | |
| Unknown Age | 0 | Counterfeiting/Forgery | 1 | 0 | 0 | 0 | |
| Arrests per 100,000 population | 4,469.6 | Destruction/Damage/Vandalism | 7 | 2 | 1 | 1 | |
| | | Embezzlement | 0 | 0 | 0 | 0 | |
| | | Extortion/Blackmail | 0 | 0 | 0 | 0 | |
| | | Fraud - False Pretenses | 0 | 0 | 0 | 0 | |
| | | Fraud - Credit Card/ATM | 1 | 0 | 0 | 0 | |
| | | Fraud - Impersonation | 0 | 0 | 0 | 0 | |
| | | Fraud - Welfare | 0 | 0 | 0 | 0 | |
| | | Fraud - Wire | 0 | 0 | 0 | 0 | |
| | | Fraud - Identity Theft | 0 | 0 | 0 | 0 | |
| | | Fraud - Computer Hacking/Invasion | 0 | 0 | 0 | 0 | |
| | | Robbery | 0 | 0 | 0 | 0 | |
| | | Theft - Pocket-picking | 0 | 0 | 0 | 0 | |
| | | Theft - Purse Snatching | 0 | 0 | 0 | 0 | |
| | | Theft - Shoplifting | 0 | 0 | 0 | 0 | |
| | | Theft From Building | 7 | 1 | 1 | 0 | |
| | | Theft From Coin Machine | 0 | 0 | 0 | 0 | |
| | | Theft From Motor Vehicle | 4 | 1 | 1 | 0 | |
| | | Theft of Motor Vehicle Parts | 5 | 0 | 0 | 0 | |
| | | Theft - All Other Larceny | 3 | 1 | 0 | 0 | |
| | | Motor Vehicle Theft | 1 | 0 | 0 | 0 | |
| | | Stolen Property Offenses | 1 | 0 | 0 | 0 | |
| Domestic Violence Victims | | | | | | | |
| Offense | Reported | Cleared | | | | | |
| Murder | 1 | 1 | | | | | |
| Aggravated Assault | 3 | 3 | | | | | |
| Simple Assault | 24 | 18 | | | | | |
| Intimidation | 3 | 0 | | | | | |
| Stalking | 0 | 0 | | | | | |
| Forcible Rape | 0 | 0 | | | | | |
| Forcible Sodomy | 0 | 0 | | | | | |
| Sexual Assault W/Object | 0 | 0 | | | | | |
| Forcible Fondling | 2 | 2 | | | | | |
| Incest | 0 | 0 | | | | | |
| Statutory Rape | 0 | 0 | | | | | |
| Kidnapping/Abduction | 0 | 0 | | | | | |
| Commercial Sex Acts | 0 | 0 | | | | | |
| Involuntary Servitude | 0 | 0 | | | | | |
| Total | 33 | 24 | | | | | |
| Group B Arrests | | | | | | | |
| Offense | Adult | Juvenile | | | | | |
| Bad Checks | 2 | 0 | | | | | |
| Curfew/Vagrancy | 0 | 0 | | | | | |
| Disorderly Conduct | 3 | 0 | | | | | |
| DUI | 2 | 0 | | | | | |
| Drunkenness | 3 | 0 | | | | | |
| Family-Non Violent | 3 | 0 | | | | | |
| Liquor Law Violations | 0 | 0 | | | | | |
| Peeping Tom | 0 | 0 | | | | | |
| Runaway | 0 | 0 | | | | | |
| Trespass | 1 | 0 | | | | | |
| All Other Offenses | 9 | 4 | | | | | |
| Total Group B | 23 | 4 | | | | | |

(*) Offenses are counted using the FBI Units of Count for Crime

(**) The 'Arrests' column shows arrests made for incidents during the selected period, regardless of arrest date. Arrest counts for the same period may change over time.

This report is valid as of May 06, 2019 and is subject to change

Ridgely Police Department - NIBRS Agency Crime Overview - 2018

| Crimes Against Society | | | | |
|------------------------------------|------------|-----------|-----------|----------|
| Animal Cruelty | 0 | 0 | 0 | 0 |
| Drug/Narcotic Violations | 9 | 9 | 7 | 0 |
| Drug/Narcotic Equipment Violations | 1 | 1 | 0 | 0 |
| Gambling - Betting/Wagering | 0 | 0 | 0 | 0 |
| Gambling - Operating/Promoting | 0 | 0 | 0 | 0 |
| Gambling - Equipment Violations | 0 | 0 | 0 | 0 |
| Gambling - Sports Tampering | 0 | 0 | 0 | 0 |
| Pornography/Obscene Material | 0 | 0 | 0 | 0 |
| Prostitution | 0 | 0 | 0 | 0 |
| Prostitution Assisting/Promoting | 0 | 0 | 0 | 0 |
| Purchasing Prostitution | 0 | 0 | 0 | 0 |
| Weapon Law Violations | 3 | 2 | 2 | 0 |
| Total Group A Offenses | 103 | 55 | 43 | 5 |

(*) Offenses are counted using the FBI Units of Count for Crime

(**) The 'Arrests' column shows arrests made for incidents during the selected period, regardless of arrest date. Arrest counts for the same period may change over time.

Ridgetop Police Department - NIBRS Agency Crime Overview - 2018

| 2017 Population Estimate | | 2,092 | | Offenses (*) | | Arrests (**) | |
|---------------------------------------|----------|----------------------------------|-----------------------------------|-------------------------|---------|--------------|----------|
| Offense Overview | | Crimes Against Persons | | Reported | Cleared | Adult | Juvenile |
| Offense Total | 97 | Murder | | 0 | 0 | 0 | 0 |
| Number Cleared | 76 | Negligent Manslaughter | | 0 | 0 | 0 | 0 |
| Percent Cleared | 78.35 % | Negligent Vehicular Manslaughter | | 0 | 0 | 0 | 0 |
| Group A Crimes per 100,000 population | 4,636.7 | Kidnapping/Abduction | | 1 | 0 | 0 | 0 |
| | | Forcible Rape | | 1 | 1 | 1 | 0 |
| | | Forcible Sodomy | | 0 | 0 | 0 | 0 |
| | | Sexual Assault W/Object | | 0 | 0 | 0 | 0 |
| | | Forcible Fondling | | 0 | 0 | 0 | 0 |
| | | Incest | | 0 | 0 | 0 | 0 |
| | | Statutory Rape | | 0 | 0 | 0 | 0 |
| | | Aggravated Assault | | 3 | 3 | 1 | 0 |
| | | Simple Assault | | 3 | 2 | 2 | 0 |
| | | Intimidation | | 4 | 1 | 0 | 2 |
| | | Stalking | | 0 | 0 | 0 | 0 |
| | | Commercial Sex Acts | | 0 | 0 | 0 | 0 |
| | | Involuntary Servitude | | 0 | 0 | 0 | 0 |
| | | Average number offenses/incident | 1.28 | | | | |
| Domestic Violence Victims | | | | Crimes Against Property | | | |
| Offense | Reported | Cleared | | | | | |
| Murder | 0 | 0 | Arson | 0 | 0 | 0 | 0 |
| Aggravated Assault | 0 | 0 | Bribery | 0 | 0 | 0 | 0 |
| Simple Assault | 2 | 2 | Burglary | 0 | 0 | 0 | 0 |
| Intimidation | 3 | 0 | Counterfeiting/Forgery | 0 | 0 | 0 | 0 |
| Stalking | 0 | 0 | Destruction/Damage/Vandalism | 3 | 0 | 0 | 0 |
| Forcible Rape | 1 | 1 | Embezzlement | 0 | 0 | 0 | 0 |
| Forcible Sodomy | 0 | 0 | Extortion/Blackmail | 0 | 0 | 0 | 0 |
| Sexual Assault W/Object | 0 | 0 | Fraud - False Pretenses | 0 | 0 | 0 | 0 |
| Forcible Fondling | 0 | 0 | Fraud - Credit Card/ATM | 1 | 0 | 0 | 0 |
| Incest | 0 | 0 | Fraud - Impersonation | 0 | 0 | 0 | 0 |
| Statutory Rape | 0 | 0 | Fraud - Welfare | 0 | 0 | 0 | 0 |
| Kidnapping/Abduction | 1 | 0 | Fraud - Wire | 0 | 0 | 0 | 0 |
| Commercial Sex Acts | 0 | 0 | Fraud - Identity Theft | 1 | 0 | 0 | 0 |
| Involuntary Servitude | 0 | 0 | Fraud - Computer Hacking/Invasion | 0 | 0 | 0 | 0 |
| Total | 7 | 3 | Robbery | 1 | 1 | 0 | 0 |
| | | | Theft - Pocket-picking | 0 | 0 | 0 | 0 |
| | | | Theft - Purse Snatching | 0 | 0 | 0 | 0 |
| | | | Theft - Shoplifting | 1 | 1 | 0 | 0 |
| | | | Theft From Building | 2 | 0 | 0 | 0 |
| | | | Theft From Coin Machine | 0 | 0 | 0 | 0 |
| | | | Theft From Motor Vehicle | 0 | 0 | 0 | 0 |
| | | | Theft of Motor Vehicle Parts | 0 | 0 | 0 | 0 |
| | | | Theft - All Other Larceny | 5 | 0 | 0 | 0 |
| | | | Motor Vehicle Theft | 2 | 0 | 0 | 0 |
| | | | Stolen Property Offenses | 0 | 0 | 0 | 0 |
| Group B Arrests | | | | | | | |
| Offense | Adult | Juvenile | | | | | |
| Bad Checks | 0 | 0 | | | | | |
| Curfew/Vagrancy | 0 | 0 | | | | | |
| Disorderly Conduct | 0 | 0 | | | | | |
| DUI | 0 | 0 | | | | | |
| Drunkenness | 2 | 0 | | | | | |
| Family-Non Violent | 0 | 0 | | | | | |
| Liquor Law Violations | 0 | 0 | | | | | |
| Peeping Tom | 0 | 0 | | | | | |
| Runaway | 0 | 0 | | | | | |
| Trespass | 1 | 0 | | | | | |
| All Other Offenses | 1 | 0 | | | | | |
| Total Group B | 4 | 0 | | | | | |

(*) Offenses are counted using the FBI Units of Count for Crime

(**) The 'Arrests' column shows arrests made for incidents during the selected period, regardless of arrest date. Arrest counts for the same period may change over time.

This report is valid as of May 06, 2019 and is subject to change

Ridgetop Police Department - NIBRS Agency Crime Overview - 2018

| Crimes Against Society | | | | |
|------------------------------------|-----------|-----------|-----------|----------|
| Animal Cruelty | 0 | 0 | 0 | 0 |
| Drug/Narcotic Violations | 48 | 47 | 55 | 0 |
| Drug/Narcotic Equipment Violations | 20 | 19 | 5 | 0 |
| Gambling - Betting/Wagering | 0 | 0 | 0 | 0 |
| Gambling - Operating/Promoting | 0 | 0 | 0 | 0 |
| Gambling - Equipment Violations | 0 | 0 | 0 | 0 |
| Gambling - Sports Tampering | 0 | 0 | 0 | 0 |
| Pornography/Obscene Material | 0 | 0 | 0 | 0 |
| Prostitution | 0 | 0 | 0 | 0 |
| Prostitution Assisting/Promoting | 0 | 0 | 0 | 0 |
| Purchasing Prostitution | 0 | 0 | 0 | 0 |
| Weapon Law Violations | 1 | 1 | 0 | 0 |
| Total Group A Offenses | 97 | 76 | 64 | 2 |

(*) Offenses are counted using the FBI Units of Count for Crime

(**) The 'Arrests' column shows arrests made for incidents during the selected period, regardless of arrest date. Arrest counts for the same period may change over time.

Ripley Police Department - NIBRS Agency Crime Overview - 2018

| 2017 Population Estimate | | 8,029 | | Offenses (*) | | Arrests (**) | |
|---------------------------------------|-----------------|----------------------------------|-----------------------------------|--------------------------------|---------|--------------|----------|
| | | | | Reported | Cleared | Adult | Juvenile |
| Offense Overview | | | | Group A Offenses | | | |
| Crimes Against Persons | | | | Crimes Against Property | | | |
| Offense Total | 759 | Murder | 0 | 0 | 0 | 0 | 0 |
| Number Cleared | 182 | Negligent Manslaughter | 0 | 0 | 0 | 0 | 0 |
| Percent Cleared | 23.98 % | Negligent Vehicular Manslaughter | 0 | 0 | 0 | 0 | 0 |
| Group A Crimes per 100,000 population | 9,453.2 | Kidnapping/Abduction | 0 | 0 | 0 | 0 | 0 |
| | | Forcible Rape | 2 | 0 | 0 | 0 | 0 |
| | | Forcible Sodomy | 0 | 0 | 0 | 0 | 0 |
| | | Sexual Assault W/Object | 0 | 0 | 0 | 0 | 0 |
| Arrest Overview | | Forcible Fondling | 6 | 2 | 2 | 0 | 0 |
| Total Arrests | 201 | Incest | 0 | 0 | 0 | 0 | 0 |
| Adult Arrests | 182 | Statutory Rape | 1 | 0 | 0 | 0 | 0 |
| Juvenile Arrests | 19 | Aggravated Assault | 65 | 20 | 18 | 0 | 0 |
| Unknown Age | 0 | Simple Assault | 127 | 54 | 41 | 2 | 2 |
| Arrests per 100,000 population | 2,503.4 | Intimidation | 38 | 2 | 0 | 0 | 0 |
| | | Stalking | 0 | 0 | 0 | 0 | 0 |
| | | Commercial Sex Acts | 0 | 0 | 0 | 0 | 0 |
| Average number offenses/incident | 1.14 | Involuntary Servitude | 0 | 0 | 0 | 0 | 0 |
| Domestic Violence Victims | | | | Crimes Against Property | | | |
| Offense | Reported | Cleared | | | | | |
| Murder | 0 | 0 | Arson | 3 | 0 | 0 | 0 |
| Aggravated Assault | 23 | 14 | Bribery | 0 | 0 | 0 | 0 |
| Simple Assault | 74 | 36 | Burglary | 93 | 8 | 9 | 0 |
| Intimidation | 10 | 0 | Counterfeiting/Forgery | 12 | 2 | 3 | 0 |
| Stalking | 0 | 0 | Destruction/Damage/Vandalism | 117 | 10 | 8 | 0 |
| Forcible Rape | 0 | 0 | Embezzlement | 4 | 1 | 1 | 0 |
| Forcible Sodomy | 0 | 0 | Extortion/Blackmail | 0 | 0 | 0 | 0 |
| Sexual Assault W/Object | 0 | 0 | Fraud - False Pretenses | 15 | 2 | 1 | 0 |
| Forcible Fondling | 1 | 1 | Fraud - Credit Card/ATM | 11 | 0 | 0 | 0 |
| Incest | 0 | 0 | Fraud - Impersonation | 1 | 0 | 0 | 0 |
| Statutory Rape | 0 | 0 | Fraud - Welfare | 0 | 0 | 0 | 0 |
| Kidnapping/Abduction | 0 | 0 | Fraud - Wire | 2 | 0 | 0 | 0 |
| Commercial Sex Acts | 0 | 0 | Fraud - Identity Theft | 2 | 0 | 0 | 0 |
| Involuntary Servitude | 0 | 0 | Fraud - Computer Hacking/Invasion | 0 | 0 | 0 | 0 |
| Total | 108 | 51 | Robbery | 3 | 1 | 1 | 1 |
| | | | Theft - Pocket-picking | 0 | 0 | 0 | 0 |
| | | | Theft - Purse Snatching | 1 | 0 | 0 | 0 |
| | | | Theft - Shoplifting | 86 | 44 | 43 | 7 |
| Group B Arrests | | | Theft From Building | 40 | 4 | 3 | 0 |
| Offense | Adult | Juvenile | Theft From Coin Machine | 3 | 0 | 0 | 0 |
| Bad Checks | 0 | 0 | Theft From Motor Vehicle | 38 | 0 | 0 | 0 |
| Curfew/Vagrancy | 0 | 0 | Theft of Motor Vehicle Parts | 3 | 0 | 0 | 0 |
| Disorderly Conduct | 4 | 0 | Theft - All Other Larceny | 33 | 2 | 2 | 0 |
| DUI | 11 | 0 | Motor Vehicle Theft | 16 | 1 | 0 | 0 |
| Drunkenness | 8 | 0 | Stolen Property Offenses | 1 | 0 | 0 | 0 |
| Family-Non Violent | 0 | 0 | | | | | |
| Liquor Law Violations | 1 | 0 | | | | | |
| Peeping Tom | 0 | 0 | | | | | |
| Runaway | 0 | 0 | | | | | |
| Trespass | 3 | 0 | | | | | |
| All Other Offenses | 7 | 1 | | | | | |
| Total Group B | 34 | 1 | | | | | |

(*) Offenses are counted using the FBI Units of Count for Crime

(**) The 'Arrests' column shows arrests made for incidents during the selected period, regardless of arrest date. Arrest counts for the same period may change over time.

This report is valid as of May 06, 2019 and is subject to change

Ripley Police Department - NIBRS Agency Crime Overview - 2018

| Crimes Against Society | | | | |
|------------------------------------|------------|------------|------------|-----------|
| Animal Cruelty | 1 | 1 | 1 | 0 |
| Drug/Narcotic Violations | 21 | 15 | 9 | 8 |
| Drug/Narcotic Equipment Violations | 5 | 5 | 4 | 0 |
| Gambling - Betting/Wagering | 0 | 0 | 0 | 0 |
| Gambling - Operating/Promoting | 0 | 0 | 0 | 0 |
| Gambling - Equipment Violations | 0 | 0 | 0 | 0 |
| Gambling - Sports Tampering | 0 | 0 | 0 | 0 |
| Pornography/Obscene Material | 0 | 0 | 0 | 0 |
| Prostitution | 0 | 0 | 0 | 0 |
| Prostitution Assisting/Promoting | 0 | 0 | 0 | 0 |
| Purchasing Prostitution | 0 | 0 | 0 | 0 |
| Weapon Law Violations | 9 | 8 | 2 | 0 |
| Total Group A Offenses | 759 | 182 | 148 | 18 |

(*) Offenses are counted using the FBI Units of Count for Crime

(**) The 'Arrests' column shows arrests made for incidents during the selected period, regardless of arrest date. Arrest counts for the same period may change over time.

Rockwood Police Department - NIBRS Agency Crime Overview - 2018

| 2017 Population Estimate | | 5,434 | | Offenses (*) | | Arrests (**) | |
|---------------------------------------|------------|----------------------------------|-----------------------------------|-------------------------|---------|--------------|----------|
| Offense Overview | | Crimes Against Persons | | Reported | Cleared | Adult | Juvenile |
| Offense Total | 932 | Murder | | 0 | 0 | 0 | 0 |
| Number Cleared | 643 | Negligent Manslaughter | | 0 | 0 | 0 | 0 |
| Percent Cleared | 68.99 % | Negligent Vehicular Manslaughter | | 0 | 0 | 0 | 0 |
| Group A Crimes per 100,000 population | 17,151.3 | Kidnapping/Abduction | | 9 | 8 | 1 | 0 |
| | | Forcible Rape | | 1 | 1 | 0 | 0 |
| | | Forcible Sodomy | | 0 | 0 | 0 | 0 |
| | | Sexual Assault W/Object | | 0 | 0 | 0 | 0 |
| | | Forcible Fondling | | 0 | 0 | 0 | 0 |
| | | Incest | | 0 | 0 | 0 | 0 |
| | | Statutory Rape | | 1 | 1 | 1 | 0 |
| | | Aggravated Assault | | 32 | 24 | 20 | 0 |
| | | Simple Assault | | 80 | 62 | 50 | 1 |
| | | Intimidation | | 20 | 5 | 2 | 2 |
| | | Stalking | | 1 | 1 | 0 | 0 |
| | | Commercial Sex Acts | | 0 | 0 | 0 | 0 |
| | | Involuntary Servitude | | 0 | 0 | 0 | 0 |
| | | Average number offenses/incident | 1.25 | | | | |
| Domestic Violence Victims | | | | Crimes Against Property | | | |
| Offense | Reported | Cleared | | | | | |
| Murder | 0 | 0 | Arson | 0 | 0 | 0 | 0 |
| Aggravated Assault | 18 | 18 | Bribery | 0 | 0 | 0 | 0 |
| Simple Assault | 56 | 48 | Burglary | 30 | 9 | 7 | 0 |
| Intimidation | 7 | 4 | Counterfeiting/Forgery | 7 | 4 | 1 | 0 |
| Stalking | 1 | 1 | Destruction/Damage/Vandalism | 62 | 18 | 4 | 0 |
| Forcible Rape | 0 | 0 | Embezzlement | 0 | 0 | 0 | 0 |
| Forcible Sodomy | 0 | 0 | Extortion/Blackmail | 0 | 0 | 0 | 0 |
| Sexual Assault W/Object | 0 | 0 | Fraud - False Pretenses | 4 | 2 | 2 | 0 |
| Forcible Fondling | 0 | 0 | Fraud - Credit Card/ATM | 5 | 0 | 0 | 0 |
| Incest | 0 | 0 | Fraud - Impersonation | 7 | 6 | 5 | 0 |
| Statutory Rape | 1 | 1 | Fraud - Welfare | 0 | 0 | 0 | 0 |
| Kidnapping/Abduction | 9 | 8 | Fraud - Wire | 0 | 0 | 0 | 0 |
| Commercial Sex Acts | 0 | 0 | Fraud - Identity Theft | 0 | 0 | 0 | 0 |
| Involuntary Servitude | 0 | 0 | Fraud - Computer Hacking/Invasion | 0 | 0 | 0 | 0 |
| Total | 92 | 80 | Robbery | 4 | 2 | 1 | 0 |
| | | | Theft - Pocket-picking | 0 | 0 | 0 | 0 |
| | | | Theft - Purse Snatching | 0 | 0 | 0 | 0 |
| | | | Theft - Shoplifting | 124 | 100 | 106 | 0 |
| | | | Theft From Building | 30 | 3 | 4 | 0 |
| | | | Theft From Coin Machine | 0 | 0 | 0 | 0 |
| | | | Theft From Motor Vehicle | 15 | 2 | 2 | 0 |
| | | | Theft of Motor Vehicle Parts | 6 | 0 | 0 | 0 |
| | | | Theft - All Other Larceny | 98 | 21 | 12 | 0 |
| | | | Motor Vehicle Theft | 23 | 2 | 3 | 0 |
| | | | Stolen Property Offenses | 0 | 0 | 0 | 0 |
| Group B Arrests | | | | | | | |
| Offense | Adult | Juvenile | | | | | |
| Bad Checks | 1 | 0 | | | | | |
| Curfew/Vagrancy | 0 | 0 | | | | | |
| Disorderly Conduct | 9 | 1 | | | | | |
| DUI | 17 | 0 | | | | | |
| Drunkenness | 40 | 0 | | | | | |
| Family-Non Violent | 2 | 0 | | | | | |
| Liquor Law Violations | 1 | 0 | | | | | |
| Peeping Tom | 0 | 0 | | | | | |
| Runaway | 0 | 0 | | | | | |
| Trespass | 29 | 3 | | | | | |
| All Other Offenses | 40 | 4 | | | | | |
| Total Group B | 139 | 8 | | | | | |

(*) Offenses are counted using the FBI Units of Count for Crime

(**) The 'Arrests' column shows arrests made for incidents during the selected period, regardless of arrest date. Arrest counts for the same period may change over time.

This report is valid as of May 06, 2019 and is subject to change

Rockwood Police Department - NIBRS Agency Crime Overview - 2018

| Crimes Against Society | | | | |
|------------------------------------|------------|------------|------------|----------|
| Animal Cruelty | 0 | 0 | 0 | 0 |
| Drug/Narcotic Violations | 225 | 224 | 242 | 0 |
| Drug/Narcotic Equipment Violations | 141 | 141 | 64 | 0 |
| Gambling - Betting/Wagering | 0 | 0 | 0 | 0 |
| Gambling - Operating/Promoting | 0 | 0 | 0 | 0 |
| Gambling - Equipment Violations | 0 | 0 | 0 | 0 |
| Gambling - Sports Tampering | 0 | 0 | 0 | 0 |
| Pornography/Obscene Material | 0 | 0 | 0 | 0 |
| Prostitution | 0 | 0 | 0 | 0 |
| Prostitution Assisting/Promoting | 0 | 0 | 0 | 0 |
| Purchasing Prostitution | 0 | 0 | 0 | 0 |
| Weapon Law Violations | 7 | 7 | 2 | 0 |
| Total Group A Offenses | 932 | 643 | 529 | 3 |

(*) Offenses are counted using the FBI Units of Count for Crime

(**) The 'Arrests' column shows arrests made for incidents during the selected period, regardless of arrest date. Arrest counts for the same period may change over time.

Rocky Top Police Department - NIBRS Agency Crime Overview - 2018

| 2017 Population Estimate | N/A | Offenses (*) | | Arrests (**) | | | |
|---------------------------------------|-----------------|----------------------------------|-----------------------------------|--------------|----------|----|---|
| | | Reported | Cleared | Adult | Juvenile | | |
| Offense Overview | | Group A Offenses | | | | | |
| | | Crimes Against Persons | | | | | |
| Offense Total | 192 | Murder | 0 | 0 | 0 | 0 | |
| Number Cleared | 57 | Negligent Manslaughter | 0 | 0 | 0 | 0 | |
| Percent Cleared | 29.69 % | Negligent Vehicular Manslaughter | 0 | 0 | 0 | 0 | |
| Group A Crimes per 100,000 population | N/A | Kidnapping/Abduction | 2 | 0 | 0 | 0 | |
| | | Forcible Rape | 0 | 0 | 0 | 0 | |
| | | Forcible Sodomy | 0 | 0 | 0 | 0 | |
| | | Sexual Assault W/Object | 0 | 0 | 0 | 0 | |
| Arrest Overview | | Forcible Fondling | 1 | 0 | 0 | 0 | |
| Total Arrests | 151 | Incest | 0 | 0 | 0 | 0 | |
| Adult Arrests | 145 | Statutory Rape | 0 | 0 | 0 | 0 | |
| Juvenile Arrests | 6 | Aggravated Assault | 10 | 3 | 2 | 1 | |
| Unknown Age | 0 | Simple Assault | 33 | 24 | 21 | 2 | |
| Arrests per 100,000 population | N/A | Intimidation | 1 | 0 | 0 | 0 | |
| | | Stalking | 0 | 0 | 0 | 0 | |
| | | Commercial Sex Acts | 0 | 0 | 0 | 0 | |
| Average number offenses/incident | 1.12 | Involuntary Servitude | 0 | 0 | 0 | 0 | |
| Domestic Violence Victims | | Crimes Against Property | | | | | |
| Offense | Reported | Cleared | | | | | |
| Murder | 0 | 0 | Arson | 2 | 0 | 0 | 0 |
| Aggravated Assault | 5 | 3 | Bribery | 0 | 0 | 0 | 0 |
| Simple Assault | 23 | 18 | Burglary | 13 | 1 | 2 | 0 |
| Intimidation | 1 | 0 | Counterfeiting/Forgery | 1 | 0 | 0 | 0 |
| Stalking | 0 | 0 | Destruction/Damage/Vandalism | 26 | 3 | 2 | 2 |
| Forcible Rape | 0 | 0 | Embezzlement | 2 | 0 | 0 | 0 |
| Forcible Sodomy | 0 | 0 | Extortion/Blackmail | 0 | 0 | 0 | 0 |
| Sexual Assault W/Object | 0 | 0 | Fraud - False Pretenses | 0 | 0 | 0 | 0 |
| Forcible Fondling | 0 | 0 | Fraud - Credit Card/ATM | 6 | 0 | 0 | 0 |
| Incest | 0 | 0 | Fraud - Impersonation | 3 | 0 | 0 | 0 |
| Statutory Rape | 0 | 0 | Fraud - Welfare | 0 | 0 | 0 | 0 |
| Kidnapping/Abduction | 2 | 0 | Fraud - Wire | 0 | 0 | 0 | 0 |
| Commercial Sex Acts | 0 | 0 | Fraud - Identity Theft | 4 | 0 | 0 | 0 |
| Involuntary Servitude | 0 | 0 | Fraud - Computer Hacking/Invasion | 0 | 0 | 0 | 0 |
| Total | 31 | 21 | Robbery | 2 | 1 | 1 | 0 |
| | | | Theft - Pocket-picking | 0 | 0 | 0 | 0 |
| Group B Arrests | | | Theft - Purse Snatching | 0 | 0 | 0 | 0 |
| Offense | Adult | Juvenile | Theft - Shoplifting | 8 | 8 | 10 | 0 |
| Bad Checks | 3 | 0 | Theft From Building | 26 | 1 | 1 | 0 |
| Curfew/Vagrancy | 0 | 0 | Theft From Coin Machine | 0 | 0 | 0 | 0 |
| Disorderly Conduct | 3 | 0 | Theft From Motor Vehicle | 7 | 0 | 0 | 0 |
| DUI | 0 | 0 | Theft of Motor Vehicle Parts | 2 | 0 | 0 | 0 |
| Drunkenness | 18 | 0 | Theft - All Other Larceny | 11 | 2 | 3 | 0 |
| Family-Non Violent | 0 | 0 | Motor Vehicle Theft | 19 | 2 | 3 | 0 |
| Liquor Law Violations | 0 | 0 | Stolen Property Offenses | 2 | 1 | 1 | 0 |
| Peeping Tom | 0 | 0 | | | | | |
| Runaway | 0 | 0 | | | | | |
| Trespass | 12 | 0 | | | | | |
| All Other Offenses | 53 | 0 | | | | | |
| Total Group B | 89 | 0 | | | | | |

(*) Offenses are counted using the FBI Units of Count for Crime

(**) The 'Arrests' column shows arrests made for incidents during the selected period, regardless of arrest date. Arrest counts for the same period may change over time.

This report is valid as of May 06, 2019 and is subject to change

Rocky Top Police Department - NIBRS Agency Crime Overview - 2018

| Crimes Against Society | | | | |
|------------------------------------|------------|-----------|-----------|----------|
| Animal Cruelty | 0 | 0 | 0 | 0 |
| Drug/Narcotic Violations | 3 | 3 | 3 | 0 |
| Drug/Narcotic Equipment Violations | 6 | 6 | 6 | 0 |
| Gambling - Betting/Wagering | 0 | 0 | 0 | 0 |
| Gambling - Operating/Promoting | 0 | 0 | 0 | 0 |
| Gambling - Equipment Violations | 0 | 0 | 0 | 0 |
| Gambling - Sports Tampering | 0 | 0 | 0 | 0 |
| Pornography/Obscene Material | 0 | 0 | 0 | 0 |
| Prostitution | 0 | 0 | 0 | 0 |
| Prostitution Assisting/Promoting | 0 | 0 | 0 | 0 |
| Purchasing Prostitution | 0 | 0 | 0 | 0 |
| Weapon Law Violations | 2 | 2 | 1 | 1 |
| Total Group A Offenses | 192 | 57 | 56 | 6 |

(*) Offenses are counted using the FBI Units of Count for Crime

(**) The 'Arrests' column shows arrests made for incidents during the selected period, regardless of arrest date. Arrest counts for the same period may change over time.

Rogersville Police Department - NIBRS Agency Crime Overview - 2018

| 2017 Population Estimate | | 4,283 | | Offenses (*) | | Arrests (**) | |
|---------------------------------------|-----------|----------------------------------|-----------------------------------|-------------------------|---------|--------------|----------|
| Offense Overview | | Crimes Against Persons | | Reported | Cleared | Adult | Juvenile |
| Offense Total | 663 | Murder | | 0 | 0 | 0 | 0 |
| Number Cleared | 286 | Negligent Manslaughter | | 0 | 0 | 0 | 0 |
| Percent Cleared | 43.14 % | Negligent Vehicular Manslaughter | | 0 | 0 | 0 | 0 |
| Group A Crimes per 100,000 population | 15,479.8 | Kidnapping/Abduction | | 0 | 0 | 0 | 0 |
| | | Forcible Rape | | 0 | 0 | 0 | 0 |
| | | Forcible Sodomy | | 0 | 0 | 0 | 0 |
| | | Sexual Assault W/Object | | 0 | 0 | 0 | 0 |
| | | Forcible Fondling | | 1 | 0 | 0 | 0 |
| | | Incest | | 0 | 0 | 0 | 0 |
| | | Statutory Rape | | 0 | 0 | 0 | 0 |
| | | Aggravated Assault | | 20 | 9 | 4 | 0 |
| | | Simple Assault | | 61 | 24 | 14 | 1 |
| | | Intimidation | | 27 | 4 | 1 | 0 |
| | | Stalking | | 3 | 2 | 1 | 0 |
| | | Commercial Sex Acts | | 0 | 0 | 0 | 0 |
| | | Involuntary Servitude | | 0 | 0 | 0 | 0 |
| | | Average number offenses/incident | 1.23 | | | | |
| Domestic Violence Victims | | | | Crimes Against Property | | | |
| Offense | Reported | Cleared | | Reported | Cleared | Adult | Juvenile |
| Murder | 0 | 0 | Arson | 0 | 0 | 0 | 0 |
| Aggravated Assault | 10 | 4 | Bribery | 0 | 0 | 0 | 0 |
| Simple Assault | 35 | 17 | Burglary | 34 | 3 | 3 | 0 |
| Intimidation | 3 | 1 | Counterfeiting/Forgery | 47 | 10 | 4 | 0 |
| Stalking | 1 | 0 | Destruction/Damage/Vandalism | 31 | 7 | 2 | 0 |
| Forcible Rape | 0 | 0 | Embezzlement | 3 | 2 | 0 | 0 |
| Forcible Sodomy | 0 | 0 | Extortion/Blackmail | 1 | 0 | 0 | 0 |
| Sexual Assault W/Object | 0 | 0 | Fraud - False Pretenses | 89 | 46 | 41 | 1 |
| Forcible Fondling | 1 | 0 | Fraud - Credit Card/ATM | 65 | 9 | 4 | 0 |
| Incest | 0 | 0 | Fraud - Impersonation | 2 | 2 | 1 | 0 |
| Statutory Rape | 0 | 0 | Fraud - Welfare | 0 | 0 | 0 | 0 |
| Kidnapping/Abduction | 0 | 0 | Fraud - Wire | 6 | 0 | 0 | 0 |
| Commercial Sex Acts | 0 | 0 | Fraud - Identity Theft | 0 | 0 | 0 | 0 |
| Involuntary Servitude | 0 | 0 | Fraud - Computer Hacking/Invasion | 0 | 0 | 0 | 0 |
| Total | 50 | 22 | Robbery | 3 | 0 | 0 | 0 |
| | | | Theft - Pocket-picking | 0 | 0 | 0 | 0 |
| | | | Theft - Purse Snatching | 0 | 0 | 0 | 0 |
| | | | Theft - Shoplifting | 88 | 84 | 82 | 5 |
| | | | Theft From Building | 40 | 3 | 3 | 0 |
| | | | Theft From Coin Machine | 0 | 0 | 0 | 0 |
| | | | Theft From Motor Vehicle | 16 | 1 | 1 | 0 |
| | | | Theft of Motor Vehicle Parts | 11 | 1 | 2 | 0 |
| | | | Theft - All Other Larceny | 26 | 1 | 1 | 0 |
| | | | Motor Vehicle Theft | 15 | 5 | 2 | 0 |
| | | | Stolen Property Offenses | 2 | 1 | 0 | 0 |
| Group B Arrests | | | | | | | |
| Offense | Adult | Juvenile | | | | | |
| Bad Checks | 0 | 0 | | | | | |
| Curfew/Vagrancy | 0 | 0 | | | | | |
| Disorderly Conduct | 12 | 0 | | | | | |
| DUI | 5 | 0 | | | | | |
| Drunkenness | 25 | 0 | | | | | |
| Family-Non Violent | 0 | 0 | | | | | |
| Liquor Law Violations | 0 | 0 | | | | | |
| Peeping Tom | 0 | 0 | | | | | |
| Runaway | 0 | 0 | | | | | |
| Trespass | 10 | 0 | | | | | |
| All Other Offenses | 7 | 0 | | | | | |
| Total Group B | 59 | 0 | | | | | |

(*) Offenses are counted using the FBI Units of Count for Crime

(**) The 'Arrests' column shows arrests made for incidents during the selected period, regardless of arrest date. Arrest counts for the same period may change over time.

This report is valid as of May 06, 2019 and is subject to change

Rogersville Police Department - NIBRS Agency Crime Overview - 2018

| Crimes Against Society | | | | |
|------------------------------------|------------|------------|------------|----------|
| Animal Cruelty | 0 | 0 | 0 | 0 |
| Drug/Narcotic Violations | 33 | 33 | 28 | 0 |
| Drug/Narcotic Equipment Violations | 36 | 36 | 8 | 0 |
| Gambling - Betting/Wagering | 0 | 0 | 0 | 0 |
| Gambling - Operating/Promoting | 0 | 0 | 0 | 0 |
| Gambling - Equipment Violations | 0 | 0 | 0 | 0 |
| Gambling - Sports Tampering | 0 | 0 | 0 | 0 |
| Pornography/Obscene Material | 0 | 0 | 0 | 0 |
| Prostitution | 0 | 0 | 0 | 0 |
| Prostitution Assisting/Promoting | 0 | 0 | 0 | 0 |
| Purchasing Prostitution | 0 | 0 | 0 | 0 |
| Weapon Law Violations | 3 | 3 | 3 | 0 |
| Total Group A Offenses | 663 | 286 | 205 | 7 |

(*) Offenses are counted using the FBI Units of Count for Crime

(**) The 'Arrests' column shows arrests made for incidents during the selected period, regardless of arrest date. Arrest counts for the same period may change over time.

Rossville Police Department - NIBRS Agency Crime Overview - 2018

| 2017 Population Estimate | | 858 | | Offenses (*) | | Arrests (**) | |
|---------------------------------------|---------|-----------------------------------|----------|--------------|---------|--------------|----------|
| Offense Overview | | Group A Offenses | | Reported | Cleared | Adult | Juvenile |
| Offense Total | 28 | Crimes Against Persons | | | | | |
| Number Cleared | 9 | Murder | | 0 | 0 | 0 | 0 |
| Percent Cleared | 32.14 % | Negligent Manslaughter | | 0 | 0 | 0 | 0 |
| Group A Crimes per 100,000 population | 3,263.4 | Negligent Vehicular Manslaughter | | 0 | 0 | 0 | 0 |
| | | Kidnapping/Abduction | | 1 | 0 | 0 | 0 |
| | | Forcible Rape | | 0 | 0 | 0 | 0 |
| | | Forcible Sodomy | | 0 | 0 | 0 | 0 |
| | | Sexual Assault W/Object | | 0 | 0 | 0 | 0 |
| | | Forcible Fondling | | 0 | 0 | 0 | 0 |
| | | Incest | | 0 | 0 | 0 | 0 |
| | | Statutory Rape | | 0 | 0 | 0 | 0 |
| | | Aggravated Assault | | 1 | 1 | 1 | 0 |
| | | Simple Assault | | 4 | 3 | 1 | 0 |
| | | Intimidation | | 1 | 0 | 0 | 0 |
| | | Stalking | | 1 | 0 | 0 | 0 |
| | | Commercial Sex Acts | | 0 | 0 | 0 | 0 |
| | | Involuntary Servitude | | 0 | 0 | 0 | 0 |
| | | Crimes Against Property | | | | | |
| | | Arson | | 0 | 0 | 0 | 0 |
| | | Bribery | | 0 | 0 | 0 | 0 |
| | | Burglary | | 4 | 1 | 3 | 0 |
| | | Counterfeiting/Forgery | | 1 | 0 | 0 | 0 |
| | | Destruction/Damage/Vandalism | | 1 | 0 | 0 | 0 |
| | | Embezzlement | | 0 | 0 | 0 | 0 |
| | | Extortion/Blackmail | | 0 | 0 | 0 | 0 |
| | | Fraud - False Pretenses | | 0 | 0 | 0 | 0 |
| | | Fraud - Credit Card/ATM | | 3 | 0 | 0 | 0 |
| | | Fraud - Impersonation | | 1 | 1 | 1 | 0 |
| | | Fraud - Welfare | | 0 | 0 | 0 | 0 |
| | | Fraud - Wire | | 0 | 0 | 0 | 0 |
| | | Fraud - Identity Theft | | 0 | 0 | 0 | 0 |
| | | Fraud - Computer Hacking/Invasion | | 0 | 0 | 0 | 0 |
| | | Robbery | | 0 | 0 | 0 | 0 |
| | | Theft - Pocket-picking | | 0 | 0 | 0 | 0 |
| | | Theft - Purse Snatching | | 0 | 0 | 0 | 0 |
| | | Theft - Shoplifting | | 0 | 0 | 0 | 0 |
| | | Theft From Building | | 1 | 1 | 0 | 0 |
| | | Theft From Coin Machine | | 0 | 0 | 0 | 0 |
| | | Theft From Motor Vehicle | | 1 | 0 | 0 | 0 |
| | | Theft of Motor Vehicle Parts | | 2 | 0 | 0 | 0 |
| | | Theft - All Other Larceny | | 3 | 0 | 0 | 0 |
| | | Motor Vehicle Theft | | 0 | 0 | 0 | 0 |
| | | Stolen Property Offenses | | 1 | 1 | 1 | 0 |
| | | Domestic Violence Victims | | | | | |
| | | Offense | Reported | Cleared | | | |
| | | Murder | 0 | 0 | | | |
| | | Aggravated Assault | 1 | 1 | | | |
| | | Simple Assault | 1 | 1 | | | |
| | | Intimidation | 1 | 0 | | | |
| | | Stalking | 1 | 0 | | | |
| | | Forcible Rape | 0 | 0 | | | |
| | | Forcible Sodomy | 0 | 0 | | | |
| | | Sexual Assault W/Object | 0 | 0 | | | |
| | | Forcible Fondling | 0 | 0 | | | |
| | | Incest | 0 | 0 | | | |
| | | Statutory Rape | 0 | 0 | | | |
| | | Kidnapping/Abduction | 1 | 0 | | | |
| | | Commercial Sex Acts | 0 | 0 | | | |
| | | Involuntary Servitude | 0 | 0 | | | |
| | | Total | 5 | 2 | | | |
| | | Group B Arrests | | | | | |
| | | Offense | Adult | Juvenile | | | |
| | | Bad Checks | 0 | 0 | | | |
| | | Curfew/Vagrancy | 0 | 0 | | | |
| | | Disorderly Conduct | 0 | 0 | | | |
| | | DUI | 2 | 0 | | | |
| | | Drunkenness | 0 | 0 | | | |
| | | Family-Non Violent | 0 | 0 | | | |
| | | Liquor Law Violations | 0 | 0 | | | |
| | | Peeping Tom | 0 | 0 | | | |
| | | Runaway | 0 | 0 | | | |
| | | Trespass | 0 | 0 | | | |
| | | All Other Offenses | 0 | 0 | | | |
| | | Total Group B | 2 | 0 | | | |

(*) Offenses are counted using the FBI Units of Count for Crime

(**) The 'Arrests' column shows arrests made for incidents during the selected period, regardless of arrest date. Arrest counts for the same period may change over time.

Rossville Police Department - NIBRS Agency Crime Overview - 2018

| Crimes Against Society | | | | |
|------------------------------------|-----------|----------|----------|----------|
| Animal Cruelty | 0 | 0 | 0 | 0 |
| Drug/Narcotic Violations | 1 | 1 | 1 | 0 |
| Drug/Narcotic Equipment Violations | 0 | 0 | 0 | 0 |
| Gambling - Betting/Wagering | 0 | 0 | 0 | 0 |
| Gambling - Operating/Promoting | 0 | 0 | 0 | 0 |
| Gambling - Equipment Violations | 0 | 0 | 0 | 0 |
| Gambling - Sports Tampering | 0 | 0 | 0 | 0 |
| Pornography/Obscene Material | 1 | 0 | 0 | 0 |
| Prostitution | 0 | 0 | 0 | 0 |
| Prostitution Assisting/Promoting | 0 | 0 | 0 | 0 |
| Purchasing Prostitution | 0 | 0 | 0 | 0 |
| Weapon Law Violations | 0 | 0 | 0 | 0 |
| Total Group A Offenses | 28 | 9 | 8 | 0 |

(*) Offenses are counted using the FBI Units of Count for Crime

(**) The 'Arrests' column shows arrests made for incidents during the selected period, regardless of arrest date. Arrest counts for the same period may change over time.

Rutherford Police Department - NIBRS Agency Crime Overview - 2018

| 2017 Population Estimate | | 1,086 | | Offenses (*) | | Arrests (**) | |
|---------------------------------------|-----------|----------------------------------|-----------------------------------|-------------------------|---------|--------------|----------|
| Offense Overview | | Crimes Against Persons | | Reported | Cleared | Adult | Juvenile |
| Offense Total | 36 | Murder | | 0 | 0 | 0 | 0 |
| Number Cleared | 18 | Negligent Manslaughter | | 0 | 0 | 0 | 0 |
| Percent Cleared | 50.00 % | Negligent Vehicular Manslaughter | | 0 | 0 | 0 | 0 |
| Group A Crimes per 100,000 population | 3,314.9 | Kidnapping/Abduction | | 0 | 0 | 0 | 0 |
| | | Forcible Rape | | 0 | 0 | 0 | 0 |
| | | Forcible Sodomy | | 0 | 0 | 0 | 0 |
| | | Sexual Assault W/Object | | 0 | 0 | 0 | 0 |
| | | Forcible Fondling | | 0 | 0 | 0 | 0 |
| | | Incest | | 0 | 0 | 0 | 0 |
| | | Statutory Rape | | 0 | 0 | 0 | 0 |
| | | Aggravated Assault | | 9 | 8 | 7 | 0 |
| | | Simple Assault | | 9 | 6 | 6 | 0 |
| | | Intimidation | | 2 | 0 | 0 | 0 |
| | | Stalking | | 1 | 0 | 0 | 0 |
| | | Commercial Sex Acts | | 0 | 0 | 0 | 0 |
| | | Involuntary Servitude | | 0 | 0 | 0 | 0 |
| | | Average number offenses/incident | 1.06 | | | | |
| Domestic Violence Victims | | | | Crimes Against Property | | | |
| Offense | Reported | Cleared | | | | | |
| Murder | 0 | 0 | Arson | 0 | 0 | 0 | 0 |
| Aggravated Assault | 4 | 4 | Bribery | 0 | 0 | 0 | 0 |
| Simple Assault | 6 | 5 | Burglary | 0 | 0 | 0 | 0 |
| Intimidation | 0 | 0 | Counterfeiting/Forgery | 0 | 0 | 0 | 0 |
| Stalking | 0 | 0 | Destruction/Damage/Vandalism | 3 | 0 | 0 | 0 |
| Forcible Rape | 0 | 0 | Embezzlement | 0 | 0 | 0 | 0 |
| Forcible Sodomy | 0 | 0 | Extortion/Blackmail | 0 | 0 | 0 | 0 |
| Sexual Assault W/Object | 0 | 0 | Fraud - False Pretenses | 1 | 0 | 0 | 0 |
| Forcible Fondling | 0 | 0 | Fraud - Credit Card/ATM | 0 | 0 | 0 | 0 |
| Incest | 0 | 0 | Fraud - Impersonation | 0 | 0 | 0 | 0 |
| Statutory Rape | 0 | 0 | Fraud - Welfare | 0 | 0 | 0 | 0 |
| Kidnapping/Abduction | 0 | 0 | Fraud - Wire | 0 | 0 | 0 | 0 |
| Commercial Sex Acts | 0 | 0 | Fraud - Identity Theft | 1 | 0 | 0 | 0 |
| Involuntary Servitude | 0 | 0 | Fraud - Computer Hacking/Invasion | 0 | 0 | 0 | 0 |
| Total | 10 | 9 | Robbery | 0 | 0 | 0 | 0 |
| | | | Theft - Pocket-picking | 0 | 0 | 0 | 0 |
| | | | Theft - Purse Snatching | 0 | 0 | 0 | 0 |
| | | | Theft - Shoplifting | 2 | 1 | 1 | 0 |
| | | | Theft From Building | 2 | 1 | 1 | 0 |
| | | | Theft From Coin Machine | 0 | 0 | 0 | 0 |
| | | | Theft From Motor Vehicle | 3 | 0 | 0 | 0 |
| | | | Theft of Motor Vehicle Parts | 0 | 0 | 0 | 0 |
| | | | Theft - All Other Larceny | 1 | 0 | 0 | 0 |
| | | | Motor Vehicle Theft | 1 | 1 | 1 | 0 |
| | | | Stolen Property Offenses | 0 | 0 | 0 | 0 |
| Group B Arrests | | | | | | | |
| Offense | Adult | Juvenile | | | | | |
| Bad Checks | 0 | 0 | | | | | |
| Curfew/Vagrancy | 0 | 0 | | | | | |
| Disorderly Conduct | 0 | 0 | | | | | |
| DUI | 0 | 0 | | | | | |
| Drunkenness | 0 | 0 | | | | | |
| Family-Non Violent | 0 | 0 | | | | | |
| Liquor Law Violations | 0 | 0 | | | | | |
| Peeping Tom | 0 | 0 | | | | | |
| Runaway | 0 | 0 | | | | | |
| Trespass | 0 | 0 | | | | | |
| All Other Offenses | 1 | 0 | | | | | |
| Total Group B | 1 | 0 | | | | | |

(*) Offenses are counted using the FBI Units of Count for Crime

(**) The 'Arrests' column shows arrests made for incidents during the selected period, regardless of arrest date. Arrest counts for the same period may change over time.

This report is valid as of May 06, 2019 and is subject to change

Rutherford Police Department - NIBRS Agency Crime Overview - 2018

| Crimes Against Society | | | | |
|------------------------------------|-----------|-----------|-----------|----------|
| Animal Cruelty | 0 | 0 | 0 | 0 |
| Drug/Narcotic Violations | 0 | 0 | 0 | 0 |
| Drug/Narcotic Equipment Violations | 0 | 0 | 0 | 0 |
| Gambling - Betting/Wagering | 0 | 0 | 0 | 0 |
| Gambling - Operating/Promoting | 0 | 0 | 0 | 0 |
| Gambling - Equipment Violations | 0 | 0 | 0 | 0 |
| Gambling - Sports Tampering | 0 | 0 | 0 | 0 |
| Pornography/Obscene Material | 0 | 0 | 0 | 0 |
| Prostitution | 0 | 0 | 0 | 0 |
| Prostitution Assisting/Promoting | 0 | 0 | 0 | 0 |
| Purchasing Prostitution | 0 | 0 | 0 | 0 |
| Weapon Law Violations | 1 | 1 | 1 | 0 |
| Total Group A Offenses | 36 | 18 | 17 | 0 |

(*) Offenses are counted using the FBI Units of Count for Crime

(**) The 'Arrests' column shows arrests made for incidents during the selected period, regardless of arrest date. Arrest counts for the same period may change over time.

Rutledge Police Department - NIBRS Agency Crime Overview - 2018

| Crimes Against Society | | | | |
|------------------------------------|-----------|-----------|----------|----------|
| Animal Cruelty | 0 | 0 | 0 | 0 |
| Drug/Narcotic Violations | 4 | 4 | 4 | 0 |
| Drug/Narcotic Equipment Violations | 2 | 2 | 0 | 0 |
| Gambling - Betting/Wagering | 0 | 0 | 0 | 0 |
| Gambling - Operating/Promoting | 0 | 0 | 0 | 0 |
| Gambling - Equipment Violations | 0 | 0 | 0 | 0 |
| Gambling - Sports Tampering | 0 | 0 | 0 | 0 |
| Pornography/Obscene Material | 0 | 0 | 0 | 0 |
| Prostitution | 0 | 0 | 0 | 0 |
| Prostitution Assisting/Promoting | 0 | 0 | 0 | 0 |
| Purchasing Prostitution | 0 | 0 | 0 | 0 |
| Weapon Law Violations | 1 | 1 | 0 | 0 |
| Total Group A Offenses | 43 | 11 | 8 | 0 |

(*) Offenses are counted using the FBI Units of Count for Crime

(**) The 'Arrests' column shows arrests made for incidents during the selected period, regardless of arrest date. Arrest counts for the same period may change over time.

Saltillo Police Department - NIBRS Agency Crime Overview - 2018

| 2017 Population Estimate | | 533 | | Offenses (*) | | Arrests (**) | |
|---------------------------------------|----------|-----------------------------------|-----------------|--------------------------------|---------|--------------|----------|
| | | | | Reported | Cleared | Adult | Juvenile |
| Offense Overview | | | | Group A Offenses | | | |
| | | | | Crimes Against Persons | | | |
| Offense Total | 12 | Murder | 0 | 0 | 0 | 0 | |
| Number Cleared | 7 | Negligent Manslaughter | 0 | 0 | 0 | 0 | |
| Percent Cleared | 58.33 % | Negligent Vehicular Manslaughter | 0 | 0 | 0 | 0 | |
| Group A Crimes per 100,000 population | 2,251.4 | Kidnapping/Abduction | 1 | 1 | 1 | 0 | |
| | | Forcible Rape | 0 | 0 | 0 | 0 | |
| | | Forcible Sodomy | 0 | 0 | 0 | 0 | |
| | | Sexual Assault W/Object | 0 | 0 | 0 | 0 | |
| | | Forcible Fondling | 0 | 0 | 0 | 0 | |
| | | Incest | 0 | 0 | 0 | 0 | |
| | | Statutory Rape | 0 | 0 | 0 | 0 | |
| | | Aggravated Assault | 1 | 1 | 0 | 0 | |
| | | Simple Assault | 2 | 2 | 1 | 0 | |
| | | Intimidation | 0 | 0 | 0 | 0 | |
| | | Stalking | 0 | 0 | 0 | 0 | |
| | | Commercial Sex Acts | 0 | 0 | 0 | 0 | |
| | | Involuntary Servitude | 0 | 0 | 0 | 0 | |
| Arrest Overview | | | | Crimes Against Property | | | |
| | | | | Arson | | | |
| Total Arrests | 6 | Bribery | 0 | 0 | 0 | 0 | |
| Adult Arrests | 6 | Burglary | 0 | 0 | 0 | 0 | |
| Juvenile Arrests | 0 | Counterfeiting/Forgery | 0 | 0 | 0 | 0 | |
| Unknown Age | 0 | Destruction/Damage/Vandalism | 0 | 0 | 0 | 0 | |
| Arrests per 100,000 population | 1,125.7 | Embezzlement | 1 | 1 | 1 | 0 | |
| | | Extortion/Blackmail | 0 | 0 | 0 | 0 | |
| | | Fraud - False Pretenses | 0 | 0 | 0 | 0 | |
| | | Fraud - Credit Card/ATM | 0 | 0 | 0 | 0 | |
| | | Fraud - Impersonation | 0 | 0 | 0 | 0 | |
| | | Fraud - Welfare | 0 | 0 | 0 | 0 | |
| | | Fraud - Wire | 0 | 0 | 0 | 0 | |
| | | Fraud - Identity Theft | 0 | 0 | 0 | 0 | |
| | | Fraud - Computer Hacking/Invasion | 0 | 0 | 0 | 0 | |
| | | Robbery | 0 | 0 | 0 | 0 | |
| | | Theft - Pocket-picking | 0 | 0 | 0 | 0 | |
| | | Theft - Purse Snatching | 0 | 0 | 0 | 0 | |
| | | Theft - Shoplifting | 0 | 0 | 0 | 0 | |
| | | Theft From Building | 0 | 0 | 0 | 0 | |
| | | Theft From Coin Machine | 0 | 0 | 0 | 0 | |
| | | Theft From Motor Vehicle | 1 | 1 | 1 | 0 | |
| | | Theft of Motor Vehicle Parts | 0 | 0 | 0 | 0 | |
| | | Theft - All Other Larceny | 2 | 0 | 0 | 0 | |
| | | Motor Vehicle Theft | 4 | 1 | 1 | 0 | |
| | | Stolen Property Offenses | 0 | 0 | 0 | 0 | |
| Domestic Violence Victims | | | | | | | |
| Offense | | Reported | Cleared | | | | |
| Murder | 0 | 0 | | | | | |
| Aggravated Assault | 1 | 1 | | | | | |
| Simple Assault | 2 | 2 | | | | | |
| Intimidation | 0 | 0 | | | | | |
| Stalking | 0 | 0 | | | | | |
| Forcible Rape | 0 | 0 | | | | | |
| Forcible Sodomy | 0 | 0 | | | | | |
| Sexual Assault W/Object | 0 | 0 | | | | | |
| Forcible Fondling | 0 | 0 | | | | | |
| Incest | 0 | 0 | | | | | |
| Statutory Rape | 0 | 0 | | | | | |
| Kidnapping/Abduction | 1 | 1 | | | | | |
| Commercial Sex Acts | 0 | 0 | | | | | |
| Involuntary Servitude | 0 | 0 | | | | | |
| Total | 4 | 4 | | | | | |
| Group B Arrests | | | | | | | |
| Offense | | Adult | Juvenile | | | | |
| Bad Checks | 0 | 0 | | | | | |
| Curfew/Vagrancy | 0 | 0 | | | | | |
| Disorderly Conduct | 0 | 0 | | | | | |
| DUI | 0 | 0 | | | | | |
| Drunkenness | 0 | 0 | | | | | |
| Family-Non Violent | 0 | 0 | | | | | |
| Liquor Law Violations | 0 | 0 | | | | | |
| Peeping Tom | 0 | 0 | | | | | |
| Runaway | 0 | 0 | | | | | |
| Trespass | 1 | 0 | | | | | |
| All Other Offenses | 0 | 0 | | | | | |
| Total Group B | 1 | 0 | | | | | |

(*) Offenses are counted using the FBI Units of Count for Crime

(**) The 'Arrests' column shows arrests made for incidents during the selected period, regardless of arrest date. Arrest counts for the same period may change over time.

This report is valid as of May 06, 2019 and is subject to change

Saltillo Police Department - NIBRS Agency Crime Overview - 2018

| Crimes Against Society | | | | |
|------------------------------------|-----------|----------|----------|----------|
| Animal Cruelty | 0 | 0 | 0 | 0 |
| Drug/Narcotic Violations | 0 | 0 | 0 | 0 |
| Drug/Narcotic Equipment Violations | 0 | 0 | 0 | 0 |
| Gambling - Betting/Wagering | 0 | 0 | 0 | 0 |
| Gambling - Operating/Promoting | 0 | 0 | 0 | 0 |
| Gambling - Equipment Violations | 0 | 0 | 0 | 0 |
| Gambling - Sports Tampering | 0 | 0 | 0 | 0 |
| Pornography/Obscene Material | 0 | 0 | 0 | 0 |
| Prostitution | 0 | 0 | 0 | 0 |
| Prostitution Assisting/Promoting | 0 | 0 | 0 | 0 |
| Purchasing Prostitution | 0 | 0 | 0 | 0 |
| Weapon Law Violations | 0 | 0 | 0 | 0 |
| Total Group A Offenses | 12 | 7 | 5 | 0 |

(*) Offenses are counted using the FBI Units of Count for Crime

(**) The 'Arrests' column shows arrests made for incidents during the selected period, regardless of arrest date. Arrest counts for the same period may change over time.

Savannah Police Department - NIBRS Agency Crime Overview - 2018

| 2017 Population Estimate | | 6,970 | | Offenses (*) | | Arrests (**) | |
|---------------------------------------|----------|----------------------------------|-----------------|-----------------------------------|---------|--------------|----------|
| | | | | Reported | Cleared | Adult | Juvenile |
| Offense Overview | | | | Group A Offenses | | | |
| Crimes Against Persons | | | | Crimes Against Persons | | | |
| Offense Total | 1,251 | Murder | 2 | 2 | 1 | 0 | |
| Number Cleared | 549 | Negligent Manslaughter | 0 | 0 | 0 | 0 | |
| Percent Cleared | 43.88 % | Negligent Vehicular Manslaughter | 0 | 0 | 0 | 0 | |
| Group A Crimes per 100,000 population | 17,948.4 | Kidnapping/Abduction | 0 | 0 | 0 | 0 | |
| | | Forcible Rape | 5 | 2 | 0 | 1 | |
| | | Forcible Sodomy | 1 | 1 | 0 | 1 | |
| | | Sexual Assault W/Object | 0 | 0 | 0 | 0 | |
| | | Forcible Fondling | 6 | 0 | 0 | 0 | |
| | | Incest | 0 | 0 | 0 | 0 | |
| | | Statutory Rape | 0 | 0 | 0 | 0 | |
| | | Aggravated Assault | 68 | 53 | 28 | 0 | |
| | | Simple Assault | 155 | 97 | 55 | 2 | |
| | | Intimidation | 117 | 9 | 0 | 0 | |
| | | Stalking | 1 | 0 | 0 | 0 | |
| | | Commercial Sex Acts | 0 | 0 | 0 | 0 | |
| | | Involuntary Servitude | 0 | 0 | 0 | 0 | |
| Arrest Overview | | | | Crimes Against Property | | | |
| Domestic Violence Victims | | | | Crimes Against Property | | | |
| Offense | | Reported | Cleared | Arson | | | |
| Murder | | 0 | 0 | 2 | 1 | 0 | 3 |
| Aggravated Assault | | 22 | 19 | Bribery | | | |
| Simple Assault | | 113 | 84 | 0 | 0 | 0 | 0 |
| Intimidation | | 23 | 3 | Burglary | | | |
| Stalking | | 1 | 0 | 76 | 14 | 17 | 1 |
| Forcible Rape | | 2 | 1 | Counterfeiting/Forgery | | | |
| Forcible Sodomy | | 0 | 0 | 19 | 4 | 4 | 0 |
| Sexual Assault W/Object | | 0 | 0 | Destruction/Damage/Vandalism | | | |
| Forcible Fondling | | 4 | 0 | 100 | 16 | 7 | 4 |
| Incest | | 0 | 0 | Embezzlement | | | |
| Statutory Rape | | 0 | 0 | 1 | 0 | 0 | 0 |
| Kidnapping/Abduction | | 0 | 0 | Extortion/Blackmail | | | |
| Commercial Sex Acts | | 0 | 0 | 0 | 0 | 0 | 0 |
| Involuntary Servitude | | 0 | 0 | Fraud - False Pretenses | | | |
| Total | | 165 | 107 | 26 | 12 | 7 | 0 |
| Group B Arrests | | | | Fraud - Credit Card/ATM | | | |
| Offense | | Adult | Juvenile | 51 | 19 | 21 | 0 |
| Bad Checks | | 0 | 0 | Fraud - Impersonation | | | |
| Curfew/Vagrancy | | 0 | 0 | 5 | 5 | 4 | 0 |
| Disorderly Conduct | | 9 | 0 | Fraud - Welfare | | | |
| DUI | | 33 | 0 | 0 | 0 | 0 | 0 |
| Drunkenness | | 36 | 0 | Fraud - Wire | | | |
| Family-Non Violent | | 17 | 0 | 12 | 2 | 1 | 0 |
| Liquor Law Violations | | 5 | 3 | Fraud - Identity Theft | | | |
| Peeping Tom | | 0 | 0 | 2 | 1 | 1 | 0 |
| Runaway | | 0 | 0 | Fraud - Computer Hacking/Invasion | | | |
| Trespass | | 15 | 1 | 0 | 0 | 0 | 0 |
| All Other Offenses | | 37 | 30 | Robbery | | | |
| Total Group B | | 152 | 34 | 6 | 2 | 3 | 0 |

(*) Offenses are counted using the FBI Units of Count for Crime

(**) The 'Arrests' column shows arrests made for incidents during the selected period, regardless of arrest date. Arrest counts for the same period may change over time.

This report is valid as of May 06, 2019 and is subject to change

Savannah Police Department - NIBRS Agency Crime Overview - 2018

| Crimes Against Society | | | | |
|------------------------------------|--------------|------------|------------|-----------|
| Animal Cruelty | 12 | 7 | 5 | 2 |
| Drug/Narcotic Violations | 82 | 75 | 77 | 2 |
| Drug/Narcotic Equipment Violations | 65 | 61 | 21 | 1 |
| Gambling - Betting/Wagering | 0 | 0 | 0 | 0 |
| Gambling - Operating/Promoting | 0 | 0 | 0 | 0 |
| Gambling - Equipment Violations | 0 | 0 | 0 | 0 |
| Gambling - Sports Tampering | 0 | 0 | 0 | 0 |
| Pornography/Obscene Material | 0 | 0 | 0 | 0 |
| Prostitution | 0 | 0 | 0 | 0 |
| Prostitution Assisting/Promoting | 0 | 0 | 0 | 0 |
| Purchasing Prostitution | 0 | 0 | 0 | 0 |
| Weapon Law Violations | 7 | 7 | 1 | 0 |
| Total Group A Offenses | 1,251 | 549 | 416 | 24 |

(*) Offenses are counted using the FBI Units of Count for Crime

(**) The 'Arrests' column shows arrests made for incidents during the selected period, regardless of arrest date. Arrest counts for the same period may change over time.

Scotts Hill Police Department - NIBRS Agency Crime Overview - 2018

| Crimes Against Society | | | | |
|------------------------------------|-----------|-----------|-----------|----------|
| Animal Cruelty | 0 | 0 | 0 | 0 |
| Drug/Narcotic Violations | 3 | 3 | 3 | 0 |
| Drug/Narcotic Equipment Violations | 2 | 2 | 1 | 0 |
| Gambling - Betting/Wagering | 0 | 0 | 0 | 0 |
| Gambling - Operating/Promoting | 0 | 0 | 0 | 0 |
| Gambling - Equipment Violations | 0 | 0 | 0 | 0 |
| Gambling - Sports Tampering | 0 | 0 | 0 | 0 |
| Pornography/Obscene Material | 0 | 0 | 0 | 0 |
| Prostitution | 0 | 0 | 0 | 0 |
| Prostitution Assisting/Promoting | 0 | 0 | 0 | 0 |
| Purchasing Prostitution | 0 | 0 | 0 | 0 |
| Weapon Law Violations | 1 | 1 | 0 | 1 |
| Total Group A Offenses | 29 | 22 | 11 | 4 |

(*) Offenses are counted using the FBI Units of Count for Crime

(**) The 'Arrests' column shows arrests made for incidents during the selected period, regardless of arrest date. Arrest counts for the same period may change over time.

Selmer Police Department - NIBRS Agency Crime Overview - 2018

| 2017 Population Estimate | | 4,439 | | Offenses (*) | | Arrests (**) | |
|---------------------------------------|-----------------|----------------------------------|-----------------------------------|--------------------------------|---------|--------------|----------|
| | | | | Reported | Cleared | Adult | Juvenile |
| Offense Overview | | | | Group A Offenses | | | |
| Crimes Against Persons | | | | Crimes Against Property | | | |
| Offense Total | 537 | Murder | 0 | 0 | 0 | 0 | 0 |
| Number Cleared | 275 | Negligent Manslaughter | 0 | 0 | 0 | 0 | 0 |
| Percent Cleared | 51.21 % | Negligent Vehicular Manslaughter | 0 | 0 | 0 | 0 | 0 |
| Group A Crimes per 100,000 population | 12,097.3 | Kidnapping/Abduction | 2 | 2 | 1 | 0 | 0 |
| | | Forcible Rape | 2 | 0 | 0 | 0 | 0 |
| | | Forcible Sodomy | 0 | 0 | 0 | 0 | 0 |
| | | Sexual Assault W/Object | 0 | 0 | 0 | 0 | 0 |
| Arrest Overview | | Forcible Fondling | 5 | 1 | 1 | 0 | 0 |
| Total Arrests | 380 | Incest | 0 | 0 | 0 | 0 | 0 |
| Adult Arrests | 363 | Statutory Rape | 1 | 1 | 1 | 0 | 0 |
| Juvenile Arrests | 17 | Aggravated Assault | 35 | 18 | 13 | 1 | 1 |
| Unknown Age | 0 | Simple Assault | 76 | 36 | 31 | 3 | 3 |
| Arrests per 100,000 population | 8,560.5 | Intimidation | 20 | 3 | 2 | 3 | 3 |
| | | Stalking | 3 | 0 | 0 | 0 | 0 |
| | | Commercial Sex Acts | 0 | 0 | 0 | 0 | 0 |
| Average number offenses/incident | 1.21 | Involuntary Servitude | 0 | 0 | 0 | 0 | 0 |
| Domestic Violence Victims | | | | Crimes Against Property | | | |
| Offense | Reported | Cleared | | | | | |
| Murder | 0 | 0 | Arson | 0 | 0 | 0 | 0 |
| Aggravated Assault | 13 | 10 | Bribery | 0 | 0 | 0 | 0 |
| Simple Assault | 49 | 26 | Burglary | 28 | 2 | 3 | 0 |
| Intimidation | 6 | 2 | Counterfeiting/Forgery | 11 | 3 | 2 | 0 |
| Stalking | 2 | 0 | Destruction/Damage/Vandalism | 37 | 5 | 4 | 0 |
| Forcible Rape | 2 | 0 | Embezzlement | 0 | 0 | 0 | 0 |
| Forcible Sodomy | 0 | 0 | Extortion/Blackmail | 0 | 0 | 0 | 0 |
| Sexual Assault W/Object | 0 | 0 | Fraud - False Pretenses | 3 | 1 | 1 | 0 |
| Forcible Fondling | 0 | 0 | Fraud - Credit Card/ATM | 6 | 0 | 0 | 0 |
| Incest | 0 | 0 | Fraud - Impersonation | 0 | 0 | 0 | 0 |
| Statutory Rape | 0 | 0 | Fraud - Welfare | 0 | 0 | 0 | 0 |
| Kidnapping/Abduction | 1 | 1 | Fraud - Wire | 0 | 0 | 0 | 0 |
| Commercial Sex Acts | 0 | 0 | Fraud - Identity Theft | 1 | 0 | 0 | 0 |
| Involuntary Servitude | 0 | 0 | Fraud - Computer Hacking/Invasion | 0 | 0 | 0 | 0 |
| Total | 73 | 39 | Robbery | 3 | 1 | 0 | 2 |
| | | | Theft - Pocket-picking | 0 | 0 | 0 | 0 |
| Group B Arrests | | | Theft - Purse Snatching | 2 | 0 | 0 | 0 |
| Offense | Adult | Juvenile | Theft - Shoplifting | 23 | 11 | 11 | 0 |
| Bad Checks | 1 | 0 | Theft From Building | 5 | 0 | 0 | 0 |
| Curfew/Vagrancy | 0 | 0 | Theft From Coin Machine | 1 | 0 | 0 | 0 |
| Disorderly Conduct | 7 | 0 | Theft From Motor Vehicle | 20 | 5 | 5 | 0 |
| DUI | 24 | 1 | Theft of Motor Vehicle Parts | 4 | 2 | 1 | 0 |
| Drunkenness | 10 | 0 | Theft - All Other Larceny | 59 | 6 | 5 | 0 |
| Family-Non Violent | 0 | 1 | Motor Vehicle Theft | 8 | 2 | 2 | 0 |
| Liquor Law Violations | 1 | 1 | Stolen Property Offenses | 6 | 3 | 3 | 0 |
| Peeping Tom | 0 | 0 | | | | | |
| Runaway | 0 | 0 | | | | | |
| Trespass | 6 | 0 | | | | | |
| All Other Offenses | 98 | 1 | | | | | |
| Total Group B | 147 | 4 | | | | | |

(*) Offenses are counted using the FBI Units of Count for Crime

(**) The 'Arrests' column shows arrests made for incidents during the selected period, regardless of arrest date. Arrest counts for the same period may change over time.

This report is valid as of May 06, 2019 and is subject to change

Selmer Police Department - NIBRS Agency Crime Overview - 2018

| Crimes Against Society | | | | |
|------------------------------------|------------|------------|------------|-----------|
| Animal Cruelty | 0 | 0 | 0 | 0 |
| Drug/Narcotic Violations | 100 | 97 | 100 | 2 |
| Drug/Narcotic Equipment Violations | 70 | 70 | 25 | 2 |
| Gambling - Betting/Wagering | 0 | 0 | 0 | 0 |
| Gambling - Operating/Promoting | 0 | 0 | 0 | 0 |
| Gambling - Equipment Violations | 0 | 0 | 0 | 0 |
| Gambling - Sports Tampering | 0 | 0 | 0 | 0 |
| Pornography/Obscene Material | 0 | 0 | 0 | 0 |
| Prostitution | 1 | 1 | 1 | 0 |
| Prostitution Assisting/Promoting | 0 | 0 | 0 | 0 |
| Purchasing Prostitution | 0 | 0 | 0 | 0 |
| Weapon Law Violations | 5 | 5 | 4 | 0 |
| Total Group A Offenses | 537 | 275 | 216 | 13 |

(*) Offenses are counted using the FBI Units of Count for Crime

(**) The 'Arrests' column shows arrests made for incidents during the selected period, regardless of arrest date. Arrest counts for the same period may change over time.

Sevierville Police Department - NIBRS Agency Crime Overview - 2018

| 2017 Population Estimate | | 16,716 | | Offenses (*) | | Arrests (**) | | |
|---------------------------------------|------------|----------------------------------|-----------------------------------|--------------------------------|---------|--------------|----------|-----|
| | | | | Reported | Cleared | Adult | Juvenile | |
| Offense Overview | | | | Group A Offenses | | | | |
| Crimes Against Persons | | | | Crimes Against Persons | | | | |
| Offense Total | 2,348 | Murder | 0 | 0 | 0 | 0 | | |
| Number Cleared | 1,255 | Negligent Manslaughter | 0 | 0 | 0 | 0 | | |
| Percent Cleared | 53.45 % | Negligent Vehicular Manslaughter | 0 | 0 | 0 | 0 | | |
| Group A Crimes per 100,000 population | 14,046.4 | Kidnapping/Abduction | 2 | 2 | 0 | 0 | | |
| | | Forcible Rape | 4 | 2 | 0 | 1 | | |
| | | Forcible Sodomy | 1 | 1 | 0 | 0 | | |
| | | Sexual Assault W/Object | 1 | 1 | 1 | 0 | | |
| | | Forcible Fondling | 9 | 3 | 3 | 0 | | |
| | | Incest | 0 | 0 | 0 | 0 | | |
| | | Statutory Rape | 1 | 1 | 1 | 0 | | |
| | | Aggravated Assault | 77 | 57 | 36 | 7 | | |
| | | Simple Assault | 228 | 154 | 68 | 18 | | |
| | | Intimidation | 118 | 62 | 6 | 11 | | |
| | | Stalking | 9 | 4 | 1 | 0 | | |
| | | Commercial Sex Acts | 0 | 0 | 0 | 0 | | |
| | | Involuntary Servitude | 0 | 0 | 0 | 0 | | |
| Arrest Overview | | | | Crimes Against Property | | | | |
| Domestic Violence Victims | | | | Crimes Against Property | | | | |
| Offense | | Reported | Cleared | | | | | |
| Murder | 0 | 0 | Arson | | | | 0 | 0 |
| Aggravated Assault | 33 | 25 | Bribery | | | | 0 | 0 |
| Simple Assault | 111 | 82 | Burglary | | | | 50 | 8 |
| Intimidation | 16 | 7 | Counterfeiting/Forgery | | | | 67 | 18 |
| Stalking | 2 | 0 | Destruction/Damage/Vandalism | | | | 138 | 27 |
| Forcible Rape | 0 | 0 | Embezzlement | | | | 29 | 12 |
| Forcible Sodomy | 1 | 1 | Extortion/Blackmail | | | | 2 | 1 |
| Sexual Assault W/Object | 1 | 1 | Fraud - False Pretenses | | | | 125 | 35 |
| Forcible Fondling | 0 | 0 | Fraud - Credit Card/ATM | | | | 72 | 3 |
| Incest | 0 | 0 | Fraud - Impersonation | | | | 16 | 10 |
| Statutory Rape | 0 | 0 | Fraud - Welfare | | | | 0 | 0 |
| Kidnapping/Abduction | 1 | 1 | Fraud - Wire | | | | 12 | 0 |
| Commercial Sex Acts | 0 | 0 | Fraud - Identity Theft | | | | 1 | 0 |
| Involuntary Servitude | 0 | 0 | Fraud - Computer Hacking/Invasion | | | | 0 | 0 |
| Total | 165 | 117 | Robbery | | | | 10 | 6 |
| | | | Theft - Pocket-picking | | | | 0 | 0 |
| | | | Theft - Purse Snatching | | | | 0 | 0 |
| | | | Theft - Shoplifting | | | | 382 | 239 |
| | | | Theft From Building | | | | 99 | 18 |
| | | | Theft From Coin Machine | | | | 11 | 0 |
| | | | Theft From Motor Vehicle | | | | 112 | 13 |
| | | | Theft of Motor Vehicle Parts | | | | 29 | 3 |
| | | | Theft - All Other Larceny | | | | 75 | 11 |
| | | | Motor Vehicle Theft | | | | 85 | 19 |
| | | | Stolen Property Offenses | | | | 28 | 28 |
| | | | | | | | 41 | 1 |
| Group B Arrests | | | | | | | | |
| Offense | | Adult | Juvenile | | | | | |
| Bad Checks | 3 | 0 | | | | | | |
| Curfew/Vagrancy | 0 | 0 | | | | | | |
| Disorderly Conduct | 14 | 9 | | | | | | |
| DUI | 124 | 0 | | | | | | |
| Drunkenness | 143 | 1 | | | | | | |
| Family-Non Violent | 8 | 0 | | | | | | |
| Liquor Law Violations | 3 | 4 | | | | | | |
| Peeping Tom | 0 | 0 | | | | | | |
| Runaway | 0 | 0 | | | | | | |
| Trespass | 8 | 0 | | | | | | |
| All Other Offenses | 294 | 51 | | | | | | |
| Total Group B | 597 | 65 | | | | | | |

(*) Offenses are counted using the FBI Units of Count for Crime

(**) The 'Arrests' column shows arrests made for incidents during the selected period, regardless of arrest date. Arrest counts for the same period may change over time.

This report is valid as of May 06, 2019 and is subject to change

Sevierville Police Department - NIBRS Agency Crime Overview - 2018

| Crimes Against Society | | | | |
|------------------------------------|--------------|--------------|------------|-----------|
| Animal Cruelty | 21 | 18 | 18 | 0 |
| Drug/Narcotic Violations | 240 | 231 | 210 | 20 |
| Drug/Narcotic Equipment Violations | 226 | 210 | 125 | 2 |
| Gambling - Betting/Wagering | 0 | 0 | 0 | 0 |
| Gambling - Operating/Promoting | 0 | 0 | 0 | 0 |
| Gambling - Equipment Violations | 0 | 0 | 0 | 0 |
| Gambling - Sports Tampering | 0 | 0 | 0 | 0 |
| Pornography/Obscene Material | 1 | 1 | 0 | 3 |
| Prostitution | 0 | 0 | 0 | 0 |
| Prostitution Assisting/Promoting | 0 | 0 | 0 | 0 |
| Purchasing Prostitution | 0 | 0 | 0 | 0 |
| Weapon Law Violations | 67 | 57 | 17 | 2 |
| Total Group A Offenses | 2,348 | 1,255 | 904 | 80 |

(*) Offenses are counted using the FBI Units of Count for Crime

(**) The 'Arrests' column shows arrests made for incidents during the selected period, regardless of arrest date. Arrest counts for the same period may change over time.

Sharon Police Department - NIBRS Agency Crime Overview - 2018

| Crimes Against Society | | | | |
|------------------------------------|-----------|-----------|----------|----------|
| Animal Cruelty | 0 | 0 | 0 | 0 |
| Drug/Narcotic Violations | 2 | 2 | 3 | 0 |
| Drug/Narcotic Equipment Violations | 2 | 2 | 0 | 0 |
| Gambling - Betting/Wagering | 0 | 0 | 0 | 0 |
| Gambling - Operating/Promoting | 0 | 0 | 0 | 0 |
| Gambling - Equipment Violations | 0 | 0 | 0 | 0 |
| Gambling - Sports Tampering | 0 | 0 | 0 | 0 |
| Pornography/Obscene Material | 0 | 0 | 0 | 0 |
| Prostitution | 0 | 0 | 0 | 0 |
| Prostitution Assisting/Promoting | 0 | 0 | 0 | 0 |
| Purchasing Prostitution | 0 | 0 | 0 | 0 |
| Weapon Law Violations | 1 | 1 | 0 | 0 |
| Total Group A Offenses | 22 | 11 | 7 | 0 |

(*) Offenses are counted using the FBI Units of Count for Crime

(**) The 'Arrests' column shows arrests made for incidents during the selected period, regardless of arrest date. Arrest counts for the same period may change over time.

Shelbyville Police Department - NIBRS Agency Crime Overview - 2018

| 2017 Population Estimate | 21,532 | Offenses (*) | | Arrests (**) | | | |
|---------------------------------------|-----------------|----------------------------------|-----------------------------------|--------------|----------|-----|----|
| | | Reported | Cleared | Adult | Juvenile | | |
| Offense Overview | | Group A Offenses | | | | | |
| Crimes Against Persons | | Crimes Against Persons | | | | | |
| Offense Total | 1,933 | Murder | 1 | 1 | 1 | 0 | |
| Number Cleared | 1,008 | Negligent Manslaughter | 0 | 0 | 0 | 0 | |
| Percent Cleared | 52.15 % | Negligent Vehicular Manslaughter | 0 | 0 | 0 | 0 | |
| Group A Crimes per 100,000 population | 8,977.3 | Kidnapping/Abduction | 2 | 2 | 1 | 0 | |
| | | Forcible Rape | 12 | 4 | 3 | 0 | |
| | | Forcible Sodomy | 1 | 1 | 0 | 1 | |
| | | Sexual Assault W/Object | 1 | 1 | 0 | 0 | |
| | | Forcible Fondling | 9 | 2 | 1 | 1 | |
| | | Incest | 0 | 0 | 0 | 0 | |
| Arrest Overview | | Statutory Rape | 4 | 1 | 1 | 0 | |
| Total Arrests | 1,207 | Aggravated Assault | 126 | 101 | 70 | 5 | |
| Adult Arrests | 1,118 | Simple Assault | 424 | 282 | 185 | 12 | |
| Juvenile Arrests | 89 | Intimidation | 82 | 35 | 8 | 0 | |
| Unknown Age | 0 | Stalking | 6 | 4 | 1 | 0 | |
| Arrests per 100,000 population | 5,605.6 | Commercial Sex Acts | 1 | 1 | 0 | 0 | |
| | | Involuntary Servitude | 0 | 0 | 0 | 0 | |
| Average number offenses/incident | 1.15 | Crimes Against Property | | | | | |
| Domestic Violence Victims | | Crimes Against Property | | | | | |
| Offense | Reported | Cleared | | | | | |
| Murder | 0 | 0 | Arson | 2 | 1 | 1 | 0 |
| Aggravated Assault | 57 | 46 | Bribery | 0 | 0 | 0 | 0 |
| Simple Assault | 308 | 232 | Burglary | 103 | 31 | 31 | 2 |
| Intimidation | 31 | 18 | Counterfeiting/Forgery | 27 | 11 | 9 | 0 |
| Stalking | 4 | 4 | Destruction/Damage/Vandalism | 174 | 41 | 13 | 4 |
| Forcible Rape | 6 | 3 | Embezzlement | 9 | 4 | 3 | 0 |
| Forcible Sodomy | 1 | 1 | Extortion/Blackmail | 1 | 0 | 0 | 0 |
| Sexual Assault W/Object | 0 | 0 | Fraud - False Pretenses | 58 | 16 | 12 | 0 |
| Forcible Fondling | 4 | 1 | Fraud - Credit Card/ATM | 35 | 5 | 4 | 0 |
| Incest | 0 | 0 | Fraud - Impersonation | 20 | 15 | 11 | 2 |
| Statutory Rape | 1 | 0 | Fraud - Welfare | 0 | 0 | 0 | 0 |
| Kidnapping/Abduction | 2 | 2 | Fraud - Wire | 1 | 0 | 0 | 0 |
| Commercial Sex Acts | 1 | 1 | Fraud - Identity Theft | 1 | 1 | 0 | 0 |
| Involuntary Servitude | 0 | 0 | Fraud - Computer Hacking/Invasion | 0 | 0 | 0 | 0 |
| Total | 415 | 308 | Robbery | 14 | 7 | 10 | 1 |
| | | | Theft - Pocket-picking | 0 | 0 | 0 | 0 |
| | | | Theft - Purse Snatching | 0 | 0 | 0 | 0 |
| | | | Theft - Shoplifting | 168 | 112 | 109 | 15 |
| Group B Arrests | | | Theft From Building | 73 | 17 | 5 | 0 |
| Offense | Adult | Juvenile | Theft From Coin Machine | 1 | 0 | 0 | 0 |
| Bad Checks | 1 | 0 | Theft From Motor Vehicle | 85 | 13 | 5 | 16 |
| Curfew/Vagrancy | 0 | 3 | Theft of Motor Vehicle Parts | 32 | 3 | 3 | 0 |
| Disorderly Conduct | 14 | 0 | Theft - All Other Larceny | 145 | 27 | 13 | 2 |
| DUI | 134 | 0 | Motor Vehicle Theft | 65 | 25 | 18 | 3 |
| Drunkenness | 165 | 0 | Stolen Property Offenses | 2 | 1 | 0 | 0 |
| Family-Non Violent | 6 | 3 | | | | | |
| Liquor Law Violations | 13 | 3 | | | | | |
| Peeping Tom | 0 | 0 | | | | | |
| Runaway | 0 | 0 | | | | | |
| Trespass | 13 | 0 | | | | | |
| All Other Offenses | 87 | 9 | | | | | |
| Total Group B | 433 | 18 | | | | | |

(*) Offenses are counted using the FBI Units of Count for Crime

(**) The 'Arrests' column shows arrests made for incidents during the selected period, regardless of arrest date. Arrest counts for the same period may change over time.

This report is valid as of May 06, 2019 and is subject to change

Shelbyville Police Department - NIBRS Agency Crime Overview - 2018

| Crimes Against Society | | | | |
|------------------------------------|--------------|--------------|------------|-----------|
| Animal Cruelty | 0 | 0 | 0 | 0 |
| Drug/Narcotic Violations | 143 | 140 | 128 | 5 |
| Drug/Narcotic Equipment Violations | 84 | 84 | 26 | 0 |
| Gambling - Betting/Wagering | 0 | 0 | 0 | 0 |
| Gambling - Operating/Promoting | 0 | 0 | 0 | 0 |
| Gambling - Equipment Violations | 0 | 0 | 0 | 0 |
| Gambling - Sports Tampering | 0 | 0 | 0 | 0 |
| Pornography/Obscene Material | 0 | 0 | 0 | 0 |
| Prostitution | 1 | 1 | 1 | 0 |
| Prostitution Assisting/Promoting | 0 | 0 | 0 | 0 |
| Purchasing Prostitution | 0 | 0 | 0 | 0 |
| Weapon Law Violations | 20 | 18 | 12 | 2 |
| Total Group A Offenses | 1,933 | 1,008 | 685 | 71 |

(*) Offenses are counted using the FBI Units of Count for Crime

(**) The 'Arrests' column shows arrests made for incidents during the selected period, regardless of arrest date. Arrest counts for the same period may change over time.

Signal Mountain Police Department - NIBRS Agency Crime Overview - 2018

| 2017 Population Estimate | 8,560 | Offenses (*) | | Arrests (**) | | | |
|---------------------------------------|-----------------|----------------------------------|-----------------------------------|--------------|----------|---|---|
| | | Reported | Cleared | Adult | Juvenile | | |
| Offense Overview | | Group A Offenses | | | | | |
| Crimes Against Persons | | Crimes Against Persons | | | | | |
| Offense Total | 137 | Murder | 0 | 0 | 0 | 0 | |
| Number Cleared | 56 | Negligent Manslaughter | 0 | 0 | 0 | 0 | |
| Percent Cleared | 40.88 % | Negligent Vehicular Manslaughter | 0 | 0 | 0 | 0 | |
| Group A Crimes per 100,000 population | 1,600.5 | Kidnapping/Abduction | 1 | 0 | 0 | 0 | |
| | | Forcible Rape | 0 | 0 | 0 | 0 | |
| | | Forcible Sodomy | 0 | 0 | 0 | 0 | |
| | | Sexual Assault W/Object | 0 | 0 | 0 | 0 | |
| | | Forcible Fondling | 0 | 0 | 0 | 0 | |
| Arrest Overview | | Incest | 0 | 0 | 0 | 0 | |
| Total Arrests | 44 | Statutory Rape | 0 | 0 | 0 | 0 | |
| Adult Arrests | 35 | Aggravated Assault | 6 | 3 | 3 | 0 | |
| Juvenile Arrests | 9 | Simple Assault | 15 | 8 | 2 | 0 | |
| Unknown Age | 0 | Intimidation | 4 | 0 | 0 | 0 | |
| Arrests per 100,000 population | 514.0 | Stalking | 0 | 0 | 0 | 0 | |
| | | Commercial Sex Acts | 0 | 0 | 0 | 0 | |
| Average number offenses/incident | 1.29 | Involuntary Servitude | 0 | 0 | 0 | 0 | |
| Domestic Violence Victims | | Crimes Against Property | | | | | |
| Offense | Reported | Cleared | | | | | |
| Murder | 0 | 0 | Arson | 0 | 0 | 0 | 0 |
| Aggravated Assault | 1 | 1 | Bribery | 0 | 0 | 0 | 0 |
| Simple Assault | 5 | 3 | Burglary | 7 | 2 | 2 | 0 |
| Intimidation | 0 | 0 | Counterfeiting/Forgery | 6 | 3 | 2 | 0 |
| Stalking | 0 | 0 | Destruction/Damage/Vandalism | 5 | 0 | 0 | 0 |
| Forcible Rape | 0 | 0 | Embezzlement | 1 | 1 | 0 | 0 |
| Forcible Sodomy | 0 | 0 | Extortion/Blackmail | 0 | 0 | 0 | 0 |
| Sexual Assault W/Object | 0 | 0 | Fraud - False Pretenses | 3 | 2 | 0 | 0 |
| Forcible Fondling | 0 | 0 | Fraud - Credit Card/ATM | 7 | 0 | 0 | 0 |
| Incest | 0 | 0 | Fraud - Impersonation | 7 | 1 | 1 | 0 |
| Statutory Rape | 0 | 0 | Fraud - Welfare | 0 | 0 | 0 | 0 |
| Kidnapping/Abduction | 1 | 0 | Fraud - Wire | 5 | 0 | 0 | 0 |
| Commercial Sex Acts | 0 | 0 | Fraud - Identity Theft | 0 | 0 | 0 | 0 |
| Involuntary Servitude | 0 | 0 | Fraud - Computer Hacking/Invasion | 0 | 0 | 0 | 0 |
| Total | 7 | 4 | Robbery | 0 | 0 | 0 | 0 |
| | | | Theft - Pocket-picking | 0 | 0 | 0 | 0 |
| | | | Theft - Purse Snatching | 0 | 0 | 0 | 0 |
| | | | Theft - Shoplifting | 2 | 2 | 2 | 0 |
| Group B Arrests | | | Theft From Building | 10 | 0 | 0 | 0 |
| Offense | Adult | Juvenile | Theft From Coin Machine | 0 | 0 | 0 | 0 |
| Bad Checks | 0 | 0 | Theft From Motor Vehicle | 9 | 0 | 0 | 0 |
| Curfew/Vagrancy | 0 | 0 | Theft of Motor Vehicle Parts | 1 | 0 | 0 | 0 |
| Disorderly Conduct | 0 | 0 | Theft - All Other Larceny | 4 | 0 | 0 | 0 |
| DUI | 4 | 0 | Motor Vehicle Theft | 6 | 3 | 1 | 2 |
| Drunkenness | 0 | 0 | Stolen Property Offenses | 0 | 0 | 0 | 0 |
| Family-Non Violent | 0 | 0 | | | | | |
| Liquor Law Violations | 1 | 0 | | | | | |
| Peeping Tom | 0 | 0 | | | | | |
| Runaway | 0 | 0 | | | | | |
| Trespass | 0 | 0 | | | | | |
| All Other Offenses | 0 | 1 | | | | | |
| Total Group B | 5 | 1 | | | | | |

(*) Offenses are counted using the FBI Units of Count for Crime

(**) The 'Arrests' column shows arrests made for incidents during the selected period, regardless of arrest date. Arrest counts for the same period may change over time.

This report is valid as of May 06, 2019 and is subject to change

Signal Mountain Police Department - NIBRS Agency Crime Overview - 2018

| Crimes Against Society | | | | |
|------------------------------------|------------|-----------|-----------|----------|
| Animal Cruelty | 0 | 0 | 0 | 0 |
| Drug/Narcotic Violations | 21 | 17 | 12 | 5 |
| Drug/Narcotic Equipment Violations | 15 | 12 | 3 | 1 |
| Gambling - Betting/Wagering | 0 | 0 | 0 | 0 |
| Gambling - Operating/Promoting | 0 | 0 | 0 | 0 |
| Gambling - Equipment Violations | 0 | 0 | 0 | 0 |
| Gambling - Sports Tampering | 0 | 0 | 0 | 0 |
| Pornography/Obscene Material | 0 | 0 | 0 | 0 |
| Prostitution | 0 | 0 | 0 | 0 |
| Prostitution Assisting/Promoting | 0 | 0 | 0 | 0 |
| Purchasing Prostitution | 0 | 0 | 0 | 0 |
| Weapon Law Violations | 2 | 2 | 2 | 0 |
| Total Group A Offenses | 137 | 56 | 30 | 8 |

(*) Offenses are counted using the FBI Units of Count for Crime

(**) The 'Arrests' column shows arrests made for incidents during the selected period, regardless of arrest date. Arrest counts for the same period may change over time.

Smithville Police Department - NIBRS Agency Crime Overview - 2018

| Crimes Against Society | | | | |
|------------------------------------|------------|------------|------------|----------|
| Animal Cruelty | 0 | 0 | 0 | 0 |
| Drug/Narcotic Violations | 37 | 37 | 35 | 0 |
| Drug/Narcotic Equipment Violations | 10 | 9 | 1 | 0 |
| Gambling - Betting/Wagering | 0 | 0 | 0 | 0 |
| Gambling - Operating/Promoting | 0 | 0 | 0 | 0 |
| Gambling - Equipment Violations | 0 | 0 | 0 | 0 |
| Gambling - Sports Tampering | 0 | 0 | 0 | 0 |
| Pornography/Obscene Material | 0 | 0 | 0 | 0 |
| Prostitution | 0 | 0 | 0 | 0 |
| Prostitution Assisting/Promoting | 0 | 0 | 0 | 0 |
| Purchasing Prostitution | 0 | 0 | 0 | 0 |
| Weapon Law Violations | 5 | 4 | 4 | 0 |
| Total Group A Offenses | 328 | 204 | 144 | 1 |

(*) Offenses are counted using the FBI Units of Count for Crime

(**) The 'Arrests' column shows arrests made for incidents during the selected period, regardless of arrest date. Arrest counts for the same period may change over time.

Smyrna Police Department - NIBRS Agency Crime Overview - 2018

| 2017 Population Estimate | 49,969 | Offenses (*) | | Arrests (**) | | |
|---------------------------------------|-----------------|-----------------------------------|---------|--------------|----------|----|
| | | Reported | Cleared | Adult | Juvenile | |
| Offense Overview | | Group A Offenses | | | | |
| Crimes Against Persons | | Crimes Against Persons | | | | |
| Offense Total | 3,224 | Murder | 2 | 2 | 2 | 0 |
| Number Cleared | 1,539 | Negligent Manslaughter | 0 | 0 | 0 | 0 |
| Percent Cleared | 47.74 % | Negligent Vehicular Manslaughter | 0 | 0 | 0 | 0 |
| Group A Crimes per 100,000 population | 6,452.0 | Kidnapping/Abduction | 36 | 21 | 14 | 0 |
| | | Forcible Rape | 19 | 7 | 2 | 0 |
| | | Forcible Sodomy | 0 | 0 | 0 | 0 |
| | | Sexual Assault W/Object | 1 | 1 | 0 | 0 |
| | | Forcible Fondling | 17 | 6 | 2 | 0 |
| | | Incest | 0 | 0 | 0 | 0 |
| | | Statutory Rape | 2 | 2 | 1 | 0 |
| | | Aggravated Assault | 135 | 108 | 68 | 4 |
| | | Simple Assault | 428 | 314 | 192 | 22 |
| | | Intimidation | 45 | 26 | 14 | 1 |
| | | Stalking | 1 | 0 | 0 | 0 |
| | | Commercial Sex Acts | 0 | 0 | 0 | 0 |
| | | Involuntary Servitude | 0 | 0 | 0 | 0 |
| | | Crimes Against Property | | | | |
| | | Arson | 2 | 2 | 0 | 2 |
| | | Bribery | 0 | 0 | 0 | 0 |
| | | Burglary | 145 | 31 | 15 | 4 |
| | | Counterfeiting/Forgery | 73 | 34 | 28 | 1 |
| | | Destruction/Damage/Vandalism | 258 | 85 | 21 | 1 |
| | | Embezzlement | 0 | 0 | 0 | 0 |
| | | Extortion/Blackmail | 0 | 0 | 0 | 0 |
| | | Fraud - False Pretenses | 19 | 5 | 1 | 0 |
| | | Fraud - Credit Card/ATM | 70 | 11 | 1 | 0 |
| | | Fraud - Impersonation | 99 | 50 | 26 | 4 |
| | | Fraud - Welfare | 1 | 0 | 0 | 0 |
| | | Fraud - Wire | 12 | 0 | 0 | 0 |
| | | Fraud - Identity Theft | 0 | 0 | 0 | 0 |
| | | Fraud - Computer Hacking/Invasion | 0 | 0 | 0 | 0 |
| | | Robbery | 16 | 6 | 1 | 0 |
| | | Theft - Pocket-picking | 0 | 0 | 0 | 0 |
| | | Theft - Purse Snatching | 0 | 0 | 0 | 0 |
| | | Theft - Shoplifting | 306 | 170 | 153 | 15 |
| | | Theft From Building | 34 | 11 | 1 | 0 |
| | | Theft From Coin Machine | 0 | 0 | 0 | 0 |
| | | Theft From Motor Vehicle | 236 | 19 | 11 | 4 |
| | | Theft of Motor Vehicle Parts | 101 | 6 | 2 | 0 |
| | | Theft - All Other Larceny | 423 | 71 | 43 | 3 |
| | | Motor Vehicle Theft | 99 | 44 | 17 | 4 |
| | | Stolen Property Offenses | 7 | 4 | 3 | 0 |
| Domestic Violence Victims | | Crimes Against Property | | | | |
| Offense | Reported | Cleared | | | | |
| Murder | 0 | 0 | | | | |
| Aggravated Assault | 54 | 51 | | | | |
| Simple Assault | 222 | 188 | | | | |
| Intimidation | 15 | 11 | | | | |
| Stalking | 0 | 0 | | | | |
| Forcible Rape | 5 | 2 | | | | |
| Forcible Sodomy | 0 | 0 | | | | |
| Sexual Assault W/Object | 1 | 1 | | | | |
| Forcible Fondling | 4 | 1 | | | | |
| Incest | 0 | 0 | | | | |
| Statutory Rape | 1 | 1 | | | | |
| Kidnapping/Abduction | 26 | 18 | | | | |
| Commercial Sex Acts | 0 | 0 | | | | |
| Involuntary Servitude | 0 | 0 | | | | |
| Total | 328 | 273 | | | | |
| Group B Arrests | | Crimes Against Property | | | | |
| Offense | Adult | Juvenile | | | | |
| Bad Checks | 2 | 0 | | | | |
| Curfew/Vagrancy | 0 | 8 | | | | |
| Disorderly Conduct | 14 | 2 | | | | |
| DUI | 139 | 0 | | | | |
| Drunkenness | 78 | 1 | | | | |
| Family-Non Violent | 8 | 0 | | | | |
| Liquor Law Violations | 1 | 1 | | | | |
| Peeping Tom | 0 | 0 | | | | |
| Runaway | 0 | 0 | | | | |
| Trespass | 6 | 0 | | | | |
| All Other Offenses | 1,008 | 19 | | | | |
| Total Group B | 1,256 | 31 | | | | |

(*) Offenses are counted using the FBI Units of Count for Crime

(**) The 'Arrests' column shows arrests made for incidents during the selected period, regardless of arrest date. Arrest counts for the same period may change over time.

This report is valid as of May 06, 2019 and is subject to change

Smyrna Police Department - NIBRS Agency Crime Overview - 2018

| Crimes Against Society | | | | |
|------------------------------------|--------------|--------------|------------|-----------|
| Animal Cruelty | 0 | 0 | 0 | 0 |
| Drug/Narcotic Violations | 331 | 259 | 212 | 13 |
| Drug/Narcotic Equipment Violations | 257 | 201 | 59 | 2 |
| Gambling - Betting/Wagering | 0 | 0 | 0 | 0 |
| Gambling - Operating/Promoting | 0 | 0 | 0 | 0 |
| Gambling - Equipment Violations | 0 | 0 | 0 | 0 |
| Gambling - Sports Tampering | 0 | 0 | 0 | 0 |
| Pornography/Obscene Material | 2 | 0 | 0 | 0 |
| Prostitution | 0 | 0 | 0 | 0 |
| Prostitution Assisting/Promoting | 0 | 0 | 0 | 0 |
| Purchasing Prostitution | 0 | 0 | 0 | 0 |
| Weapon Law Violations | 47 | 43 | 11 | 0 |
| Total Group A Offenses | 3,224 | 1,539 | 900 | 80 |

Please go to <https://crimeinsight.tbi.tn.gov/> for additional 2018 data

(*) Offenses are counted using the FBI Units of Count for Crime

(**) The 'Arrests' column shows arrests made for incidents during the selected period, regardless of arrest date. Arrest counts for the same period may change over time.

Soddy Daisy Police Department - NIBRS Agency Crime Overview - 2018

| 2017 Population Estimate | | 13,693 | | Offenses (*) | | Arrests (**) | |
|---------------------------------------|-----------------|----------------------------------|-----------------------------------|--------------------------------|---------|--------------|----------|
| | | | | Reported | Cleared | Adult | Juvenile |
| Offense Overview | | | | Group A Offenses | | | |
| Crimes Against Persons | | | | Crimes Against Property | | | |
| Offense Total | 884 | Murder | 1 | 1 | 2 | 0 | |
| Number Cleared | 620 | Negligent Manslaughter | 0 | 0 | 0 | 0 | |
| Percent Cleared | 70.14 % | Negligent Vehicular Manslaughter | 0 | 0 | 0 | 0 | |
| Group A Crimes per 100,000 population | 6,455.9 | Kidnapping/Abduction | 0 | 0 | 0 | 0 | |
| | | Forcible Rape | 1 | 0 | 0 | 0 | |
| | | Forcible Sodomy | 0 | 0 | 0 | 0 | |
| | | Sexual Assault W/Object | 0 | 0 | 0 | 0 | |
| | | Forcible Fondling | 0 | 0 | 0 | 0 | |
| Arrest Overview | | Incest | 0 | 0 | 0 | 0 | |
| Total Arrests | 815 | Statutory Rape | 0 | 0 | 0 | 0 | |
| Adult Arrests | 796 | Aggravated Assault | 14 | 14 | 17 | 0 | |
| Juvenile Arrests | 19 | Simple Assault | 58 | 56 | 43 | 4 | |
| Unknown Age | 0 | Intimidation | 2 | 2 | 2 | 0 | |
| Arrests per 100,000 population | 5,951.9 | Stalking | 3 | 3 | 2 | 0 | |
| | | Commercial Sex Acts | 0 | 0 | 0 | 0 | |
| | | Involuntary Servitude | 0 | 0 | 0 | 0 | |
| Average number offenses/incident | 1.29 | | | | | | |
| Domestic Violence Victims | | | | Crimes Against Property | | | |
| Offense | Reported | Cleared | | | | | |
| Murder | 1 | 1 | Arson | 2 | 0 | 0 | 0 |
| Aggravated Assault | 6 | 6 | Bribery | 0 | 0 | 0 | 0 |
| Simple Assault | 41 | 40 | Burglary | 45 | 16 | 24 | 1 |
| Intimidation | 0 | 0 | Counterfeiting/Forgery | 19 | 14 | 15 | 0 |
| Stalking | 0 | 0 | Destruction/Damage/Vandalism | 60 | 23 | 13 | 0 |
| Forcible Rape | 0 | 0 | Embezzlement | 6 | 3 | 3 | 0 |
| Forcible Sodomy | 0 | 0 | Extortion/Blackmail | 0 | 0 | 0 | 0 |
| Sexual Assault W/Object | 0 | 0 | Fraud - False Pretenses | 36 | 28 | 16 | 0 |
| Forcible Fondling | 0 | 0 | Fraud - Credit Card/ATM | 15 | 4 | 2 | 0 |
| Incest | 0 | 0 | Fraud - Impersonation | 4 | 3 | 3 | 0 |
| Statutory Rape | 0 | 0 | Fraud - Welfare | 0 | 0 | 0 | 0 |
| Kidnapping/Abduction | 0 | 0 | Fraud - Wire | 1 | 1 | 0 | 0 |
| Commercial Sex Acts | 0 | 0 | Fraud - Identity Theft | 0 | 0 | 0 | 0 |
| Involuntary Servitude | 0 | 0 | Fraud - Computer Hacking/Invasion | 0 | 0 | 0 | 0 |
| Total | 48 | 47 | Robbery | 4 | 2 | 3 | 0 |
| | | | Theft - Pocket-picking | 1 | 1 | 1 | 0 |
| | | | Theft - Purse Snatching | 0 | 0 | 0 | 0 |
| | | | Theft - Shoplifting | 87 | 66 | 84 | 1 |
| Group B Arrests | | | Theft From Building | 60 | 20 | 18 | 0 |
| Offense | Adult | Juvenile | Theft From Coin Machine | 0 | 0 | 0 | 0 |
| Bad Checks | 0 | 0 | Theft From Motor Vehicle | 36 | 6 | 6 | 0 |
| Curfew/Vagrancy | 0 | 0 | Theft of Motor Vehicle Parts | 8 | 0 | 1 | 0 |
| Disorderly Conduct | 17 | 2 | Theft - All Other Larceny | 47 | 12 | 20 | 1 |
| DUI | 22 | 1 | Motor Vehicle Theft | 39 | 19 | 6 | 0 |
| Drunkenness | 12 | 0 | Stolen Property Offenses | 16 | 16 | 18 | 0 |
| Family-Non Violent | 0 | 0 | | | | | |
| Liquor Law Violations | 3 | 0 | | | | | |
| Peeping Tom | 0 | 0 | | | | | |
| Runaway | 0 | 0 | | | | | |
| Trespass | 31 | 0 | | | | | |
| All Other Offenses | 215 | 0 | | | | | |
| Total Group B | 300 | 3 | | | | | |

(*) Offenses are counted using the FBI Units of Count for Crime

(**) The 'Arrests' column shows arrests made for incidents during the selected period, regardless of arrest date. Arrest counts for the same period may change over time.

This report is valid as of May 06, 2019 and is subject to change

Soddy Daisy Police Department - NIBRS Agency Crime Overview - 2018

| Crimes Against Society | | | | |
|------------------------------------|------------|------------|------------|-----------|
| Animal Cruelty | 3 | 3 | 1 | 1 |
| Drug/Narcotic Violations | 178 | 170 | 160 | 8 |
| Drug/Narcotic Equipment Violations | 119 | 118 | 31 | 0 |
| Gambling - Betting/Wagering | 0 | 0 | 0 | 0 |
| Gambling - Operating/Promoting | 0 | 0 | 0 | 0 |
| Gambling - Equipment Violations | 0 | 0 | 0 | 0 |
| Gambling - Sports Tampering | 0 | 0 | 0 | 0 |
| Pornography/Obscene Material | 1 | 1 | 0 | 0 |
| Prostitution | 0 | 0 | 0 | 0 |
| Prostitution Assisting/Promoting | 0 | 0 | 0 | 0 |
| Purchasing Prostitution | 0 | 0 | 0 | 0 |
| Weapon Law Violations | 18 | 18 | 5 | 0 |
| Total Group A Offenses | 884 | 620 | 496 | 16 |

(*) Offenses are counted using the FBI Units of Count for Crime

(**) The 'Arrests' column shows arrests made for incidents during the selected period, regardless of arrest date. Arrest counts for the same period may change over time.

Somerville Police Department - NIBRS Agency Crime Overview - 2018

| 2017 Population Estimate | | 3,200 | | Offenses (*) | | Arrests (**) | |
|---------------------------------------|-----------|----------------------------------|-----------------------------------|-------------------------|---------|--------------|----------|
| Offense Overview | | Crimes Against Persons | | Reported | Cleared | Adult | Juvenile |
| Offense Total | 258 | Murder | | 0 | 0 | 0 | 0 |
| Number Cleared | 121 | Negligent Manslaughter | | 0 | 0 | 0 | 0 |
| Percent Cleared | 46.90 % | Negligent Vehicular Manslaughter | | 0 | 0 | 0 | 0 |
| Group A Crimes per 100,000 population | 8,062.5 | Kidnapping/Abduction | | 0 | 0 | 0 | 0 |
| | | Forcible Rape | | 2 | 0 | 0 | 0 |
| | | Forcible Sodomy | | 0 | 0 | 0 | 0 |
| | | Sexual Assault W/Object | | 0 | 0 | 0 | 0 |
| | | Forcible Fondling | | 0 | 0 | 0 | 0 |
| | | Incest | | 0 | 0 | 0 | 0 |
| | | Statutory Rape | | 0 | 0 | 0 | 0 |
| | | Aggravated Assault | | 21 | 9 | 7 | 0 |
| | | Simple Assault | | 40 | 24 | 17 | 6 |
| | | Intimidation | | 15 | 3 | 3 | 0 |
| | | Stalking | | 0 | 0 | 0 | 0 |
| | | Commercial Sex Acts | | 0 | 0 | 0 | 0 |
| | | Involuntary Servitude | | 0 | 0 | 0 | 0 |
| | | Average number offenses/incident | 1.27 | | | | |
| Domestic Violence Victims | | | | Crimes Against Property | | | |
| Offense | Reported | Cleared | | Reported | Cleared | Adult | Juvenile |
| Murder | 0 | 0 | Arson | 0 | 0 | 0 | 0 |
| Aggravated Assault | 8 | 6 | Bribery | 0 | 0 | 0 | 0 |
| Simple Assault | 21 | 15 | Burglary | 7 | 1 | 0 | 0 |
| Intimidation | 4 | 2 | Counterfeiting/Forgery | 16 | 6 | 6 | 0 |
| Stalking | 0 | 0 | Destruction/Damage/Vandalism | 26 | 5 | 2 | 5 |
| Forcible Rape | 0 | 0 | Embezzlement | 7 | 2 | 1 | 0 |
| Forcible Sodomy | 0 | 0 | Extortion/Blackmail | 0 | 0 | 0 | 0 |
| Sexual Assault W/Object | 0 | 0 | Fraud - False Pretenses | 3 | 0 | 0 | 0 |
| Forcible Fondling | 0 | 0 | Fraud - Credit Card/ATM | 1 | 0 | 0 | 0 |
| Incest | 0 | 0 | Fraud - Impersonation | 2 | 1 | 1 | 0 |
| Statutory Rape | 0 | 0 | Fraud - Welfare | 0 | 0 | 0 | 0 |
| Kidnapping/Abduction | 0 | 0 | Fraud - Wire | 0 | 0 | 0 | 0 |
| Commercial Sex Acts | 0 | 0 | Fraud - Identity Theft | 0 | 0 | 0 | 0 |
| Involuntary Servitude | 0 | 0 | Fraud - Computer Hacking/Invasion | 0 | 0 | 0 | 0 |
| Total | 33 | 23 | Robbery | 2 | 0 | 0 | 0 |
| | | | Theft - Pocket-picking | 0 | 0 | 0 | 0 |
| | | | Theft - Purse Snatching | 0 | 0 | 0 | 0 |
| | | | Theft - Shoplifting | 3 | 1 | 1 | 0 |
| | | | Theft From Building | 6 | 0 | 0 | 0 |
| | | | Theft From Coin Machine | 0 | 0 | 0 | 0 |
| | | | Theft From Motor Vehicle | 15 | 3 | 3 | 0 |
| | | | Theft of Motor Vehicle Parts | 2 | 0 | 0 | 0 |
| | | | Theft - All Other Larceny | 18 | 1 | 1 | 0 |
| | | | Motor Vehicle Theft | 8 | 2 | 2 | 0 |
| | | | Stolen Property Offenses | 1 | 1 | 1 | 0 |
| Group B Arrests | | | | | | | |
| Offense | Adult | Juvenile | | | | | |
| Bad Checks | 0 | 0 | | | | | |
| Curfew/Vagrancy | 0 | 0 | | | | | |
| Disorderly Conduct | 2 | 0 | | | | | |
| DUI | 14 | 0 | | | | | |
| Drunkenness | 6 | 0 | | | | | |
| Family-Non Violent | 1 | 0 | | | | | |
| Liquor Law Violations | 2 | 0 | | | | | |
| Peeping Tom | 0 | 0 | | | | | |
| Runaway | 0 | 0 | | | | | |
| Trespass | 3 | 0 | | | | | |
| All Other Offenses | 2 | 0 | | | | | |
| Total Group B | 30 | 0 | | | | | |

(*) Offenses are counted using the FBI Units of Count for Crime

(**) The 'Arrests' column shows arrests made for incidents during the selected period, regardless of arrest date. Arrest counts for the same period may change over time.

This report is valid as of May 06, 2019 and is subject to change

Somerville Police Department - NIBRS Agency Crime Overview - 2018

| Crimes Against Society | | | | |
|------------------------------------|------------|------------|-----------|-----------|
| Animal Cruelty | 0 | 0 | 0 | 0 |
| Drug/Narcotic Violations | 36 | 35 | 35 | 0 |
| Drug/Narcotic Equipment Violations | 22 | 22 | 7 | 0 |
| Gambling - Betting/Wagering | 0 | 0 | 0 | 0 |
| Gambling - Operating/Promoting | 0 | 0 | 0 | 0 |
| Gambling - Equipment Violations | 0 | 0 | 0 | 0 |
| Gambling - Sports Tampering | 0 | 0 | 0 | 0 |
| Pornography/Obscene Material | 0 | 0 | 0 | 0 |
| Prostitution | 0 | 0 | 0 | 0 |
| Prostitution Assisting/Promoting | 0 | 0 | 0 | 0 |
| Purchasing Prostitution | 0 | 0 | 0 | 0 |
| Weapon Law Violations | 5 | 5 | 2 | 0 |
| Total Group A Offenses | 258 | 121 | 89 | 11 |

(*) Offenses are counted using the FBI Units of Count for Crime

(**) The 'Arrests' column shows arrests made for incidents during the selected period, regardless of arrest date. Arrest counts for the same period may change over time.

South Carthage Police Department - NIBRS Agency Crime Overview - 2018

| 2017 Population Estimate | | 1,351 | | Offenses (*) | | Arrests (**) | |
|---------------------------------------|-----------------|----------------------------------|-----------------------------------|--------------------------------|---------|--------------|----------|
| | | | | Reported | Cleared | Adult | Juvenile |
| Offense Overview | | | | Group A Offenses | | | |
| Crimes Against Persons | | | | Crimes Against Persons | | | |
| Offense Total | 58 | Murder | 0 | 0 | 0 | 0 | |
| Number Cleared | 21 | Negligent Manslaughter | 0 | 0 | 0 | 0 | |
| Percent Cleared | 36.21 % | Negligent Vehicular Manslaughter | 0 | 0 | 0 | 0 | |
| Group A Crimes per 100,000 population | 4,293.1 | Kidnapping/Abduction | 0 | 0 | 0 | 0 | |
| | | Forcible Rape | 0 | 0 | 0 | 0 | |
| | | Forcible Sodomy | 0 | 0 | 0 | 0 | |
| | | Sexual Assault W/Object | 0 | 0 | 0 | 0 | |
| | | Forcible Fondling | 0 | 0 | 0 | 0 | |
| Arrest Overview | | Incest | 0 | 0 | 0 | 0 | |
| Total Arrests | 37 | Statutory Rape | 0 | 0 | 0 | 0 | |
| Adult Arrests | 36 | Aggravated Assault | 7 | 2 | 2 | 0 | |
| Juvenile Arrests | 1 | Simple Assault | 7 | 3 | 3 | 0 | |
| Unknown Age | 0 | Intimidation | 0 | 0 | 0 | 0 | |
| Arrests per 100,000 population | 2,738.7 | Stalking | 0 | 0 | 0 | 0 | |
| | | Commercial Sex Acts | 0 | 0 | 0 | 0 | |
| Average number offenses/incident | 1.02 | Involuntary Servitude | 0 | 0 | 0 | 0 | |
| Domestic Violence Victims | | | | Crimes Against Property | | | |
| Offense | Reported | Cleared | | | | | |
| Murder | 0 | 0 | Arson | 0 | 0 | 0 | |
| Aggravated Assault | 6 | 1 | Bribery | 0 | 0 | 0 | |
| Simple Assault | 4 | 1 | Burglary | 7 | 4 | 4 | |
| Intimidation | 0 | 0 | Counterfeiting/Forgery | 1 | 0 | 0 | |
| Stalking | 0 | 0 | Destruction/Damage/Vandalism | 3 | 0 | 0 | |
| Forcible Rape | 0 | 0 | Embezzlement | 0 | 0 | 0 | |
| Forcible Sodomy | 0 | 0 | Extortion/Blackmail | 0 | 0 | 0 | |
| Sexual Assault W/Object | 0 | 0 | Fraud - False Pretenses | 1 | 0 | 0 | |
| Forcible Fondling | 0 | 0 | Fraud - Credit Card/ATM | 2 | 0 | 0 | |
| Incest | 0 | 0 | Fraud - Impersonation | 1 | 1 | 1 | |
| Statutory Rape | 0 | 0 | Fraud - Welfare | 0 | 0 | 0 | |
| Kidnapping/Abduction | 0 | 0 | Fraud - Wire | 0 | 0 | 0 | |
| Commercial Sex Acts | 0 | 0 | Fraud - Identity Theft | 0 | 0 | 0 | |
| Involuntary Servitude | 0 | 0 | Fraud - Computer Hacking/Invasion | 0 | 0 | 0 | |
| Total | 10 | 2 | Robbery | 0 | 0 | 0 | |
| | | | Theft - Pocket-picking | 0 | 0 | 0 | |
| | | | Theft - Purse Snatching | 0 | 0 | 0 | |
| | | | Theft - Shoplifting | 8 | 6 | 6 | |
| Group B Arrests | | | Theft From Building | 2 | 0 | 0 | |
| Offense | Adult | Juvenile | Theft From Coin Machine | 0 | 0 | 0 | |
| Bad Checks | 3 | 0 | Theft From Motor Vehicle | 1 | 0 | 0 | |
| Curfew/Vagrancy | 0 | 0 | Theft of Motor Vehicle Parts | 2 | 0 | 0 | |
| Disorderly Conduct | 4 | 0 | Theft - All Other Larceny | 5 | 2 | 2 | |
| DUI | 1 | 0 | Motor Vehicle Theft | 6 | 0 | 0 | |
| Drunkenness | 3 | 0 | Stolen Property Offenses | 1 | 0 | 0 | |
| Family-Non Violent | 0 | 0 | | | | | |
| Liquor Law Violations | 0 | 0 | | | | | |
| Peeping Tom | 0 | 0 | | | | | |
| Runaway | 0 | 0 | | | | | |
| Trespass | 0 | 0 | | | | | |
| All Other Offenses | 5 | 1 | | | | | |
| Total Group B | 16 | 1 | | | | | |

(*) Offenses are counted using the FBI Units of Count for Crime

(**) The 'Arrests' column shows arrests made for incidents during the selected period, regardless of arrest date. Arrest counts for the same period may change over time.

This report is valid as of May 06, 2019 and is subject to change

South Carthage Police Department - NIBRS Agency Crime Overview - 2018

| Crimes Against Society | | | | |
|------------------------------------|-----------|-----------|-----------|----------|
| Animal Cruelty | 0 | 0 | 0 | 0 |
| Drug/Narcotic Violations | 2 | 2 | 2 | 0 |
| Drug/Narcotic Equipment Violations | 2 | 1 | 0 | 0 |
| Gambling - Betting/Wagering | 0 | 0 | 0 | 0 |
| Gambling - Operating/Promoting | 0 | 0 | 0 | 0 |
| Gambling - Equipment Violations | 0 | 0 | 0 | 0 |
| Gambling - Sports Tampering | 0 | 0 | 0 | 0 |
| Pornography/Obscene Material | 0 | 0 | 0 | 0 |
| Prostitution | 0 | 0 | 0 | 0 |
| Prostitution Assisting/Promoting | 0 | 0 | 0 | 0 |
| Purchasing Prostitution | 0 | 0 | 0 | 0 |
| Weapon Law Violations | 0 | 0 | 0 | 0 |
| Total Group A Offenses | 58 | 21 | 20 | 0 |

(*) Offenses are counted using the FBI Units of Count for Crime

(**) The 'Arrests' column shows arrests made for incidents during the selected period, regardless of arrest date. Arrest counts for the same period may change over time.

South Fulton Police Department - NIBRS Agency Crime Overview - 2018

| 2017 Population Estimate | 2,220 | Offenses (*) | | Arrests (**) | | | |
|---------------------------------------|-----------------|----------------------------------|-----------------------------------|--------------|----------|---|---|
| | | Reported | Cleared | Adult | Juvenile | | |
| Offense Overview | | Group A Offenses | | | | | |
| Crimes Against Persons | | Crimes Against Persons | | | | | |
| Offense Total | 297 | Murder | 0 | 0 | 0 | 0 | |
| Number Cleared | 201 | Negligent Manslaughter | 0 | 0 | 0 | 0 | |
| Percent Cleared | 67.68 % | Negligent Vehicular Manslaughter | 0 | 0 | 0 | 0 | |
| Group A Crimes per 100,000 population | 13,378.4 | Kidnapping/Abduction | 0 | 0 | 0 | 0 | |
| | | Forcible Rape | 1 | 0 | 0 | 0 | |
| | | Forcible Sodomy | 0 | 0 | 0 | 0 | |
| | | Sexual Assault W/Object | 0 | 0 | 0 | 0 | |
| Arrest Overview | | Forcible Fondling | 3 | 2 | 1 | 0 | |
| Total Arrests | 177 | Incest | 0 | 0 | 0 | 0 | |
| Adult Arrests | 176 | Statutory Rape | 0 | 0 | 0 | 0 | |
| Juvenile Arrests | 1 | Aggravated Assault | 19 | 15 | 8 | 0 | |
| Unknown Age | 0 | Simple Assault | 29 | 14 | 7 | 0 | |
| Arrests per 100,000 population | 7,973.0 | Intimidation | 14 | 2 | 2 | 0 | |
| | | Stalking | 1 | 0 | 0 | 0 | |
| | | Commercial Sex Acts | 0 | 0 | 0 | 0 | |
| Average number offenses/incident | 1.38 | Involuntary Servitude | 0 | 0 | 0 | 0 | |
| Domestic Violence Victims | | Crimes Against Property | | | | | |
| Offense | Reported | Cleared | Crimes Against Property | | | | |
| Murder | 0 | 0 | Arson | 0 | 0 | 0 | 0 |
| Aggravated Assault | 9 | 8 | Bribery | 0 | 0 | 0 | 0 |
| Simple Assault | 15 | 10 | Burglary | 8 | 1 | 0 | 0 |
| Intimidation | 5 | 2 | Counterfeiting/Forgery | 1 | 0 | 0 | 0 |
| Stalking | 1 | 0 | Destruction/Damage/Vandalism | 17 | 0 | 0 | 0 |
| Forcible Rape | 0 | 0 | Embezzlement | 0 | 0 | 0 | 0 |
| Forcible Sodomy | 0 | 0 | Extortion/Blackmail | 0 | 0 | 0 | 0 |
| Sexual Assault W/Object | 0 | 0 | Fraud - False Pretenses | 1 | 1 | 1 | 0 |
| Forcible Fondling | 0 | 0 | Fraud - Credit Card/ATM | 0 | 0 | 0 | 0 |
| Incest | 0 | 0 | Fraud - Impersonation | 0 | 0 | 0 | 0 |
| Statutory Rape | 0 | 0 | Fraud - Welfare | 0 | 0 | 0 | 0 |
| Kidnapping/Abduction | 0 | 0 | Fraud - Wire | 2 | 0 | 0 | 0 |
| Commercial Sex Acts | 0 | 0 | Fraud - Identity Theft | 0 | 0 | 0 | 0 |
| Involuntary Servitude | 0 | 0 | Fraud - Computer Hacking/Invasion | 0 | 0 | 0 | 0 |
| Total | 30 | 20 | Robbery | 0 | 0 | 0 | 0 |
| | | | Theft - Pocket-picking | 0 | 0 | 0 | 0 |
| Group B Arrests | | | Theft - Purse Snatching | 0 | 0 | 0 | 0 |
| Offense | Adult | Juvenile | Theft - Shoplifting | 2 | 1 | 0 | 1 |
| Bad Checks | 0 | 0 | Theft From Building | 4 | 1 | 1 | 0 |
| Curfew/Vagrancy | 0 | 0 | Theft From Coin Machine | 0 | 0 | 0 | 0 |
| Disorderly Conduct | 3 | 0 | Theft From Motor Vehicle | 8 | 0 | 0 | 0 |
| DUI | 9 | 0 | Theft of Motor Vehicle Parts | 1 | 0 | 0 | 0 |
| Drunkenness | 2 | 0 | Theft - All Other Larceny | 19 | 2 | 1 | 0 |
| Family-Non Violent | 0 | 0 | Motor Vehicle Theft | 3 | 3 | 3 | 0 |
| Liquor Law Violations | 2 | 0 | Stolen Property Offenses | 0 | 0 | 0 | 0 |
| Peeping Tom | 0 | 0 | | | | | |
| Runaway | 0 | 0 | | | | | |
| Trespass | 3 | 0 | | | | | |
| All Other Offenses | 9 | 0 | | | | | |
| Total Group B | 28 | 0 | | | | | |

(*) Offenses are counted using the FBI Units of Count for Crime

(**) The 'Arrests' column shows arrests made for incidents during the selected period, regardless of arrest date. Arrest counts for the same period may change over time.

This report is valid as of May 06, 2019 and is subject to change

South Fulton Police Department - NIBRS Agency Crime Overview - 2018

| Crimes Against Society | | | | |
|------------------------------------|------------|------------|------------|----------|
| Animal Cruelty | 2 | 2 | 2 | 0 |
| Drug/Narcotic Violations | 100 | 98 | 105 | 0 |
| Drug/Narcotic Equipment Violations | 52 | 52 | 13 | 0 |
| Gambling - Betting/Wagering | 0 | 0 | 0 | 0 |
| Gambling - Operating/Promoting | 0 | 0 | 0 | 0 |
| Gambling - Equipment Violations | 0 | 0 | 0 | 0 |
| Gambling - Sports Tampering | 0 | 0 | 0 | 0 |
| Pornography/Obscene Material | 1 | 0 | 0 | 0 |
| Prostitution | 0 | 0 | 0 | 0 |
| Prostitution Assisting/Promoting | 0 | 0 | 0 | 0 |
| Purchasing Prostitution | 0 | 0 | 0 | 0 |
| Weapon Law Violations | 9 | 7 | 4 | 0 |
| Total Group A Offenses | 297 | 201 | 148 | 1 |

(*) Offenses are counted using the FBI Units of Count for Crime

(**) The 'Arrests' column shows arrests made for incidents during the selected period, regardless of arrest date. Arrest counts for the same period may change over time.

South Pittsburg Police Department - NIBRS Agency Crime Overview - 2018

| Crimes Against Society | | | | |
|------------------------------------|------------|-----------|-----------|----------|
| Animal Cruelty | 0 | 0 | 0 | 0 |
| Drug/Narcotic Violations | 36 | 29 | 27 | 1 |
| Drug/Narcotic Equipment Violations | 25 | 21 | 12 | 0 |
| Gambling - Betting/Wagering | 0 | 0 | 0 | 0 |
| Gambling - Operating/Promoting | 0 | 0 | 0 | 0 |
| Gambling - Equipment Violations | 0 | 0 | 0 | 0 |
| Gambling - Sports Tampering | 0 | 0 | 0 | 0 |
| Pornography/Obscene Material | 0 | 0 | 0 | 0 |
| Prostitution | 0 | 0 | 0 | 0 |
| Prostitution Assisting/Promoting | 0 | 0 | 0 | 0 |
| Purchasing Prostitution | 0 | 0 | 0 | 0 |
| Weapon Law Violations | 1 | 1 | 1 | 0 |
| Total Group A Offenses | 144 | 79 | 68 | 1 |

(*) Offenses are counted using the FBI Units of Count for Crime

(**) The 'Arrests' column shows arrests made for incidents during the selected period, regardless of arrest date. Arrest counts for the same period may change over time.

Sparta Police Department - NIBRS Agency Crime Overview - 2018

| Crimes Against Society | | | | |
|------------------------------------|------------|------------|------------|----------|
| Animal Cruelty | 0 | 0 | 0 | 0 |
| Drug/Narcotic Violations | 62 | 62 | 56 | 0 |
| Drug/Narcotic Equipment Violations | 67 | 67 | 36 | 0 |
| Gambling - Betting/Wagering | 0 | 0 | 0 | 0 |
| Gambling - Operating/Promoting | 0 | 0 | 0 | 0 |
| Gambling - Equipment Violations | 0 | 0 | 0 | 0 |
| Gambling - Sports Tampering | 0 | 0 | 0 | 0 |
| Pornography/Obscene Material | 0 | 0 | 0 | 0 |
| Prostitution | 0 | 0 | 0 | 0 |
| Prostitution Assisting/Promoting | 0 | 0 | 0 | 0 |
| Purchasing Prostitution | 0 | 0 | 0 | 0 |
| Weapon Law Violations | 6 | 6 | 2 | 0 |
| Total Group A Offenses | 519 | 293 | 228 | 1 |

(*) Offenses are counted using the FBI Units of Count for Crime

(**) The 'Arrests' column shows arrests made for incidents during the selected period, regardless of arrest date. Arrest counts for the same period may change over time.

Spencer Police Department - NIBRS Agency Crime Overview - 2018

| Crimes Against Society | | | | |
|------------------------------------|------------|-----------|-----------|----------|
| Animal Cruelty | 0 | 0 | 0 | 0 |
| Drug/Narcotic Violations | 35 | 35 | 43 | 1 |
| Drug/Narcotic Equipment Violations | 36 | 36 | 14 | 0 |
| Gambling - Betting/Wagering | 0 | 0 | 0 | 0 |
| Gambling - Operating/Promoting | 0 | 0 | 0 | 0 |
| Gambling - Equipment Violations | 0 | 0 | 0 | 0 |
| Gambling - Sports Tampering | 0 | 0 | 0 | 0 |
| Pornography/Obscene Material | 0 | 0 | 0 | 0 |
| Prostitution | 0 | 0 | 0 | 0 |
| Prostitution Assisting/Promoting | 0 | 0 | 0 | 0 |
| Purchasing Prostitution | 0 | 0 | 0 | 0 |
| Weapon Law Violations | 2 | 2 | 0 | 0 |
| Total Group A Offenses | 103 | 89 | 73 | 1 |

(*) Offenses are counted using the FBI Units of Count for Crime

(**) The 'Arrests' column shows arrests made for incidents during the selected period, regardless of arrest date. Arrest counts for the same period may change over time.

Spring City Police Department - NIBRS Agency Crime Overview - 2018

| 2017 Population Estimate | 1,857 | Offenses (*) | | Arrests (**) | | | |
|---------------------------------------|-----------------|----------------------------------|-----------------------------------|--------------|----------|---|---|
| | | Reported | Cleared | Adult | Juvenile | | |
| Offense Overview | | Group A Offenses | | | | | |
| Crimes Against Persons | | Crimes Against Persons | | | | | |
| Offense Total | 150 | Murder | 0 | 0 | 0 | 0 | |
| Number Cleared | 71 | Negligent Manslaughter | 0 | 0 | 0 | 0 | |
| Percent Cleared | 47.33 % | Negligent Vehicular Manslaughter | 0 | 0 | 0 | 0 | |
| Group A Crimes per 100,000 population | 8,077.5 | Kidnapping/Abduction | 0 | 0 | 0 | 0 | |
| | | Forcible Rape | 0 | 0 | 0 | 0 | |
| | | Forcible Sodomy | 0 | 0 | 0 | 0 | |
| | | Sexual Assault W/Object | 0 | 0 | 0 | 0 | |
| Arrest Overview | | Forcible Fondling | 1 | 0 | 0 | 0 | |
| Total Arrests | 90 | Incest | 0 | 0 | 0 | 0 | |
| Adult Arrests | 89 | Statutory Rape | 0 | 0 | 0 | 0 | |
| Juvenile Arrests | 1 | Aggravated Assault | 7 | 5 | 3 | 0 | |
| Unknown Age | 0 | Simple Assault | 18 | 12 | 12 | 0 | |
| Arrests per 100,000 population | 4,846.5 | Intimidation | 10 | 4 | 0 | 0 | |
| | | Stalking | 5 | 0 | 0 | 0 | |
| | | Commercial Sex Acts | 0 | 0 | 0 | 0 | |
| Average number offenses/incident | 1.18 | Involuntary Servitude | 0 | 0 | 0 | 0 | |
| Domestic Violence Victims | | Crimes Against Property | | | | | |
| Offense | Reported | Cleared | Crimes Against Property | | | | |
| Murder | 0 | 0 | Arson | 0 | 0 | 0 | 0 |
| Aggravated Assault | 4 | 4 | Bribery | 0 | 0 | 0 | 0 |
| Simple Assault | 12 | 9 | Burglary | 8 | 1 | 1 | 0 |
| Intimidation | 6 | 4 | Counterfeiting/Forgery | 3 | 0 | 0 | 0 |
| Stalking | 4 | 0 | Destruction/Damage/Vandalism | 13 | 2 | 2 | 0 |
| Forcible Rape | 0 | 0 | Embezzlement | 1 | 0 | 0 | 0 |
| Forcible Sodomy | 0 | 0 | Extortion/Blackmail | 1 | 0 | 0 | 0 |
| Sexual Assault W/Object | 0 | 0 | Fraud - False Pretenses | 3 | 0 | 0 | 0 |
| Forcible Fondling | 0 | 0 | Fraud - Credit Card/ATM | 5 | 0 | 0 | 0 |
| Incest | 0 | 0 | Fraud - Impersonation | 0 | 0 | 0 | 0 |
| Statutory Rape | 0 | 0 | Fraud - Welfare | 0 | 0 | 0 | 0 |
| Kidnapping/Abduction | 0 | 0 | Fraud - Wire | 0 | 0 | 0 | 0 |
| Commercial Sex Acts | 0 | 0 | Fraud - Identity Theft | 0 | 0 | 0 | 0 |
| Involuntary Servitude | 0 | 0 | Fraud - Computer Hacking/Invasion | 0 | 0 | 0 | 0 |
| Total | 26 | 17 | Robbery | 0 | 0 | 0 | 0 |
| Group B Arrests | | | Theft - Pocket-picking | 0 | 0 | 0 | 0 |
| Offense | Adult | Juvenile | Theft - Purse Snatching | 0 | 0 | 0 | 0 |
| Bad Checks | 0 | 0 | Theft - Shoplifting | 3 | 1 | 1 | 0 |
| Curfew/Vagrancy | 0 | 0 | Theft From Building | 3 | 1 | 0 | 0 |
| Disorderly Conduct | 4 | 0 | Theft From Coin Machine | 0 | 0 | 0 | 0 |
| DUI | 10 | 0 | Theft From Motor Vehicle | 6 | 1 | 1 | 0 |
| Drunkenness | 21 | 1 | Theft of Motor Vehicle Parts | 1 | 0 | 0 | 0 |
| Family-Non Violent | 1 | 0 | Theft - All Other Larceny | 23 | 7 | 7 | 0 |
| Liquor Law Violations | 0 | 0 | Motor Vehicle Theft | 2 | 0 | 0 | 0 |
| Peeping Tom | 0 | 0 | Stolen Property Offenses | 0 | 0 | 0 | 0 |
| Runaway | 0 | 0 | | | | | |
| Trespass | 0 | 0 | | | | | |
| All Other Offenses | 4 | 0 | | | | | |
| Total Group B | 40 | 1 | | | | | |

(*) Offenses are counted using the FBI Units of Count for Crime

(**) The 'Arrests' column shows arrests made for incidents during the selected period, regardless of arrest date. Arrest counts for the same period may change over time.

This report is valid as of May 06, 2019 and is subject to change

Spring City Police Department - NIBRS Agency Crime Overview - 2018

| Crimes Against Society | | | | |
|------------------------------------|------------|-----------|-----------|----------|
| Animal Cruelty | 0 | 0 | 0 | 0 |
| Drug/Narcotic Violations | 17 | 17 | 14 | 0 |
| Drug/Narcotic Equipment Violations | 19 | 19 | 8 | 0 |
| Gambling - Betting/Wagering | 0 | 0 | 0 | 0 |
| Gambling - Operating/Promoting | 0 | 0 | 0 | 0 |
| Gambling - Equipment Violations | 0 | 0 | 0 | 0 |
| Gambling - Sports Tampering | 0 | 0 | 0 | 0 |
| Pornography/Obscene Material | 0 | 0 | 0 | 0 |
| Prostitution | 0 | 0 | 0 | 0 |
| Prostitution Assisting/Promoting | 0 | 0 | 0 | 0 |
| Purchasing Prostitution | 0 | 0 | 0 | 0 |
| Weapon Law Violations | 1 | 1 | 0 | 0 |
| Total Group A Offenses | 150 | 71 | 49 | 0 |

(*) Offenses are counted using the FBI Units of Count for Crime

(**) The 'Arrests' column shows arrests made for incidents during the selected period, regardless of arrest date. Arrest counts for the same period may change over time.

Spring Hill Police Department - NIBRS Agency Crime Overview - 2018

| Crimes Against Society | | | | |
|------------------------------------|--------------|------------|------------|-----------|
| Animal Cruelty | 4 | 3 | 3 | 0 |
| Drug/Narcotic Violations | 267 | 264 | 269 | 6 |
| Drug/Narcotic Equipment Violations | 124 | 121 | 30 | 0 |
| Gambling - Betting/Wagering | 0 | 0 | 0 | 0 |
| Gambling - Operating/Promoting | 0 | 0 | 0 | 0 |
| Gambling - Equipment Violations | 0 | 0 | 0 | 0 |
| Gambling - Sports Tampering | 0 | 0 | 0 | 0 |
| Pornography/Obscene Material | 4 | 3 | 0 | 1 |
| Prostitution | 1 | 1 | 1 | 0 |
| Prostitution Assisting/Promoting | 0 | 0 | 0 | 0 |
| Purchasing Prostitution | 0 | 0 | 0 | 0 |
| Weapon Law Violations | 6 | 5 | 1 | 0 |
| Total Group A Offenses | 1,461 | 877 | 540 | 43 |

(*) Offenses are counted using the FBI Units of Count for Crime

(**) The 'Arrests' column shows arrests made for incidents during the selected period, regardless of arrest date. Arrest counts for the same period may change over time.

Springfield Police Department - NIBRS Agency Crime Overview - 2018

| 2017 Population Estimate | | 16,838 | Offenses (*) | | Arrests (**) | | |
|---------------------------------------|------------|------------|-----------------------------------|---------|--------------|----------|---|
| Offense Overview | | | Reported | Cleared | Adult | Juvenile | |
| Group A Offenses | | | Crimes Against Persons | | | | |
| Offense Total | 1,777 | | 1 | 0 | 0 | 0 | |
| Number Cleared | 892 | | 0 | 0 | 0 | 0 | |
| Percent Cleared | 50.20 % | | 0 | 0 | 0 | 0 | |
| Group A Crimes per 100,000 population | 10,553.5 | | 9 | 8 | 2 | 0 | |
| | | | 13 | 7 | 3 | 4 | |
| | | | 2 | 0 | 0 | 0 | |
| | | | 0 | 0 | 0 | 0 | |
| Arrest Overview | | | 8 | 3 | 1 | 0 | |
| Total Arrests | 982 | | 0 | 0 | 0 | 0 | |
| Adult Arrests | 930 | | 2 | 2 | 2 | 0 | |
| Juvenile Arrests | 52 | | 120 | 83 | 70 | 2 | |
| Unknown Age | 0 | | 343 | 153 | 100 | 11 | |
| Arrests per 100,000 population | 5,832.0 | | 57 | 17 | 8 | 0 | |
| | | | 8 | 1 | 1 | 0 | |
| | | | 0 | 0 | 0 | 0 | |
| Average number offenses/incident | 1.22 | | 0 | 0 | 0 | 0 | |
| Domestic Violence Victims | | | Crimes Against Property | | | | |
| Offense | Reported | Cleared | Arson | 0 | 0 | 0 | 0 |
| Murder | 0 | 0 | Bribery | 0 | 0 | 0 | 0 |
| Aggravated Assault | 50 | 46 | Burglary | 47 | 15 | 10 | 2 |
| Simple Assault | 222 | 105 | Counterfeiting/Forgery | 37 | 14 | 14 | 0 |
| Intimidation | 24 | 7 | Destruction/Damage/Vandalism | 134 | 20 | 10 | 1 |
| Stalking | 1 | 0 | Embezzlement | 13 | 7 | 2 | 0 |
| Forcible Rape | 2 | 2 | Extortion/Blackmail | 0 | 0 | 0 | 0 |
| Forcible Sodomy | 0 | 0 | Fraud - False Pretenses | 26 | 14 | 7 | 0 |
| Sexual Assault W/Object | 0 | 0 | Fraud - Credit Card/ATM | 33 | 8 | 3 | 0 |
| Forcible Fondling | 2 | 1 | Fraud - Impersonation | 17 | 9 | 8 | 0 |
| Incest | 0 | 0 | Fraud - Welfare | 0 | 0 | 0 | 0 |
| Statutory Rape | 1 | 1 | Fraud - Wire | 1 | 0 | 0 | 0 |
| Kidnapping/Abduction | 0 | 0 | Fraud - Identity Theft | 0 | 0 | 1 | 0 |
| Commercial Sex Acts | 0 | 0 | Fraud - Computer Hacking/Invasion | 0 | 0 | 0 | 0 |
| Involuntary Servitude | 0 | 0 | Robbery | 12 | 9 | 9 | 0 |
| Total | 302 | 162 | Theft - Pocket-picking | 1 | 0 | 0 | 0 |
| | | | Theft - Purse Snatching | 0 | 0 | 0 | 0 |
| Group B Arrests | | | Theft - Shoplifting | 196 | 118 | 126 | 8 |
| Offense | Adult | Juvenile | Theft From Building | 103 | 18 | 19 | 2 |
| Bad Checks | 1 | 0 | Theft From Coin Machine | 0 | 0 | 0 | 0 |
| Curfew/Vagrancy | 0 | 1 | Theft From Motor Vehicle | 102 | 6 | 3 | 0 |
| Disorderly Conduct | 8 | 1 | Theft of Motor Vehicle Parts | 12 | 4 | 2 | 1 |
| DUI | 84 | 1 | Theft - All Other Larceny | 45 | 12 | 14 | 0 |
| Drunkenness | 85 | 1 | Motor Vehicle Theft | 37 | 13 | 8 | 0 |
| Family-Non Violent | 1 | 0 | Stolen Property Offenses | 12 | 7 | 5 | 0 |
| Liquor Law Violations | 13 | 0 | | | | | |
| Peeping Tom | 0 | 0 | | | | | |
| Runaway | 0 | 0 | | | | | |
| Trespass | 16 | 0 | | | | | |
| All Other Offenses | 58 | 8 | | | | | |
| Total Group B | 266 | 12 | | | | | |

(*) Offenses are counted using the FBI Units of Count for Crime

(**) The 'Arrests' column shows arrests made for incidents during the selected period, regardless of arrest date. Arrest counts for the same period may change over time.

This report is valid as of May 06, 2019 and is subject to change

Springfield Police Department - NIBRS Agency Crime Overview - 2018

| Crimes Against Society | | | | |
|------------------------------------|--------------|------------|------------|-----------|
| Animal Cruelty | 0 | 0 | 0 | 0 |
| Drug/Narcotic Violations | 222 | 193 | 182 | 9 |
| Drug/Narcotic Equipment Violations | 133 | 123 | 46 | 0 |
| Gambling - Betting/Wagering | 0 | 0 | 0 | 0 |
| Gambling - Operating/Promoting | 0 | 0 | 0 | 0 |
| Gambling - Equipment Violations | 0 | 0 | 0 | 0 |
| Gambling - Sports Tampering | 0 | 0 | 0 | 0 |
| Pornography/Obscene Material | 0 | 0 | 0 | 0 |
| Prostitution | 0 | 0 | 0 | 0 |
| Prostitution Assisting/Promoting | 0 | 0 | 0 | 0 |
| Purchasing Prostitution | 0 | 0 | 0 | 0 |
| Weapon Law Violations | 31 | 28 | 8 | 0 |
| Total Group A Offenses | 1,777 | 892 | 664 | 40 |

(*) Offenses are counted using the FBI Units of Count for Crime

(**) The 'Arrests' column shows arrests made for incidents during the selected period, regardless of arrest date. Arrest counts for the same period may change over time.

St. Joseph Police Department - NIBRS Agency Crime Overview - 2018

| 2017 Population Estimate | | 808 | | Offenses (*) | | Arrests (**) | |
|---------------------------------------|-----------------|----------------------------------|-----------------------------------|--------------------------------|---------|--------------|----------|
| | | | | Reported | Cleared | Adult | Juvenile |
| Offense Overview | | | | Group A Offenses | | | |
| Crimes Against Persons | | | | Crimes Against Property | | | |
| Offense Total | 5 | Murder | 0 | 0 | 0 | 0 | 0 |
| Number Cleared | 5 | Negligent Manslaughter | 0 | 0 | 0 | 0 | 0 |
| Percent Cleared | 100.00 % | Negligent Vehicular Manslaughter | 0 | 0 | 0 | 0 | 0 |
| Group A Crimes per 100,000 population | 618.8 | Kidnapping/Abduction | 0 | 0 | 0 | 0 | 0 |
| | | Forcible Rape | 0 | 0 | 0 | 0 | 0 |
| | | Forcible Sodomy | 0 | 0 | 0 | 0 | 0 |
| | | Sexual Assault W/Object | 0 | 0 | 0 | 0 | 0 |
| | | Forcible Fondling | 0 | 0 | 0 | 0 | 0 |
| Arrest Overview | | Incest | 0 | 0 | 0 | 0 | 0 |
| Total Arrests | 3 | Statutory Rape | 0 | 0 | 0 | 0 | 0 |
| Adult Arrests | 3 | Aggravated Assault | 0 | 0 | 0 | 0 | 0 |
| Juvenile Arrests | 0 | Simple Assault | 2 | 2 | 1 | 0 | 0 |
| Unknown Age | 0 | Intimidation | 0 | 0 | 0 | 0 | 0 |
| Arrests per 100,000 population | 371.3 | Stalking | 0 | 0 | 0 | 0 | 0 |
| | | Commercial Sex Acts | 0 | 0 | 0 | 0 | 0 |
| Average number offenses/incident | 1.67 | Involuntary Servitude | 0 | 0 | 0 | 0 | 0 |
| Domestic Violence Victims | | | | Crimes Against Property | | | |
| Offense | Reported | Cleared | | | | | |
| Murder | 0 | 0 | Arson | 0 | 0 | 0 | 0 |
| Aggravated Assault | 0 | 0 | Bribery | 0 | 0 | 0 | 0 |
| Simple Assault | 2 | 2 | Burglary | 0 | 0 | 0 | 0 |
| Intimidation | 0 | 0 | Counterfeiting/Forgery | 0 | 0 | 0 | 0 |
| Stalking | 0 | 0 | Destruction/Damage/Vandalism | 0 | 0 | 0 | 0 |
| Forcible Rape | 0 | 0 | Embezzlement | 0 | 0 | 0 | 0 |
| Forcible Sodomy | 0 | 0 | Extortion/Blackmail | 0 | 0 | 0 | 0 |
| Sexual Assault W/Object | 0 | 0 | Fraud - False Pretenses | 0 | 0 | 0 | 0 |
| Forcible Fondling | 0 | 0 | Fraud - Credit Card/ATM | 0 | 0 | 0 | 0 |
| Incest | 0 | 0 | Fraud - Impersonation | 0 | 0 | 0 | 0 |
| Statutory Rape | 0 | 0 | Fraud - Welfare | 0 | 0 | 0 | 0 |
| Kidnapping/Abduction | 0 | 0 | Fraud - Wire | 0 | 0 | 0 | 0 |
| Commercial Sex Acts | 0 | 0 | Fraud - Identity Theft | 0 | 0 | 0 | 0 |
| Involuntary Servitude | 0 | 0 | Fraud - Computer Hacking/Invasion | 0 | 0 | 0 | 0 |
| Total | 2 | 2 | Robbery | 0 | 0 | 0 | 0 |
| | | | Theft - Pocket-picking | 0 | 0 | 0 | 0 |
| | | | Theft - Purse Snatching | 0 | 0 | 0 | 0 |
| | | | Theft - Shoplifting | 0 | 0 | 0 | 0 |
| Group B Arrests | | | Theft From Building | 0 | 0 | 0 | 0 |
| Offense | Adult | Juvenile | Theft From Coin Machine | 0 | 0 | 0 | 0 |
| Bad Checks | 0 | 0 | Theft From Motor Vehicle | 0 | 0 | 0 | 0 |
| Curfew/Vagrancy | 0 | 0 | Theft of Motor Vehicle Parts | 0 | 0 | 0 | 0 |
| Disorderly Conduct | 0 | 0 | Theft - All Other Larceny | 0 | 0 | 0 | 0 |
| DUI | 0 | 0 | Motor Vehicle Theft | 0 | 0 | 0 | 0 |
| Drunkenness | 0 | 0 | Stolen Property Offenses | 0 | 0 | 0 | 0 |
| Family-Non Violent | 0 | 0 | | | | | |
| Liquor Law Violations | 0 | 0 | | | | | |
| Peeping Tom | 0 | 0 | | | | | |
| Runaway | 0 | 0 | | | | | |
| Trespass | 0 | 0 | | | | | |
| All Other Offenses | 0 | 0 | | | | | |
| Total Group B | 0 | 0 | | | | | |

(*) Offenses are counted using the FBI Units of Count for Crime

(**) The 'Arrests' column shows arrests made for incidents during the selected period, regardless of arrest date. Arrest counts for the same period may change over time.

This report is valid as of May 06, 2019 and is subject to change

St. Joseph Police Department - NIBRS Agency Crime Overview - 2018

| Crimes Against Society | | | | |
|------------------------------------|----------|----------|----------|----------|
| Animal Cruelty | 0 | 0 | 0 | 0 |
| Drug/Narcotic Violations | 2 | 2 | 2 | 0 |
| Drug/Narcotic Equipment Violations | 1 | 1 | 0 | 0 |
| Gambling - Betting/Wagering | 0 | 0 | 0 | 0 |
| Gambling - Operating/Promoting | 0 | 0 | 0 | 0 |
| Gambling - Equipment Violations | 0 | 0 | 0 | 0 |
| Gambling - Sports Tampering | 0 | 0 | 0 | 0 |
| Pornography/Obscene Material | 0 | 0 | 0 | 0 |
| Prostitution | 0 | 0 | 0 | 0 |
| Prostitution Assisting/Promoting | 0 | 0 | 0 | 0 |
| Purchasing Prostitution | 0 | 0 | 0 | 0 |
| Weapon Law Violations | 0 | 0 | 0 | 0 |
| Total Group A Offenses | 5 | 5 | 3 | 0 |

(*) Offenses are counted using the FBI Units of Count for Crime

(**) The 'Arrests' column shows arrests made for incidents during the selected period, regardless of arrest date. Arrest counts for the same period may change over time.

Surgoinville Police Department - NIBRS Agency Crime Overview - 2018

| 2017 Population Estimate | 1,774 | Offenses (*) | | Arrests (**) | | | |
|---------------------------------------|-----------------|----------------------------------|-----------------------------------|--------------|----------|---|---|
| | | Reported | Cleared | Adult | Juvenile | | |
| Offense Overview | | Group A Offenses | | | | | |
| Crimes Against Persons | | Crimes Against Persons | | | | | |
| Offense Total | 33 | Murder | 0 | 0 | 0 | 0 | |
| Number Cleared | 22 | Negligent Manslaughter | 0 | 0 | 0 | 0 | |
| Percent Cleared | 66.67 % | Negligent Vehicular Manslaughter | 0 | 0 | 0 | 0 | |
| Group A Crimes per 100,000 population | 1,860.2 | Kidnapping/Abduction | 0 | 0 | 0 | 0 | |
| | | Forcible Rape | 0 | 0 | 0 | 0 | |
| | | Forcible Sodomy | 0 | 0 | 0 | 0 | |
| | | Sexual Assault W/Object | 0 | 0 | 0 | 0 | |
| Arrest Overview | | Forcible Fondling | 0 | 0 | 0 | 0 | |
| Total Arrests | 24 | Incest | 0 | 0 | 0 | 0 | |
| Adult Arrests | 22 | Statutory Rape | 0 | 0 | 0 | 0 | |
| Juvenile Arrests | 2 | Aggravated Assault | 0 | 0 | 0 | 0 | |
| Unknown Age | 0 | Simple Assault | 4 | 4 | 4 | 0 | |
| Arrests per 100,000 population | 1,352.9 | Intimidation | 0 | 0 | 0 | 0 | |
| | | Stalking | 0 | 0 | 0 | 0 | |
| | | Commercial Sex Acts | 0 | 0 | 0 | 0 | |
| Average number offenses/incident | 1.14 | Involuntary Servitude | 0 | 0 | 0 | 0 | |
| Domestic Violence Victims | | Crimes Against Property | | | | | |
| Offense | Reported | Cleared | Crimes Against Property | | | | |
| Murder | 0 | 0 | Arson | 0 | 0 | 0 | 0 |
| Aggravated Assault | 0 | 0 | Bribery | 0 | 0 | 0 | 0 |
| Simple Assault | 4 | 4 | Burglary | 3 | 3 | 3 | 0 |
| Intimidation | 0 | 0 | Counterfeiting/Forgery | 0 | 0 | 0 | 0 |
| Stalking | 0 | 0 | Destruction/Damage/Vandalism | 2 | 2 | 0 | 2 |
| Forcible Rape | 0 | 0 | Embezzlement | 0 | 0 | 0 | 0 |
| Forcible Sodomy | 0 | 0 | Extortion/Blackmail | 0 | 0 | 0 | 0 |
| Sexual Assault W/Object | 0 | 0 | Fraud - False Pretenses | 0 | 0 | 0 | 0 |
| Forcible Fondling | 0 | 0 | Fraud - Credit Card/ATM | 0 | 0 | 0 | 0 |
| Incest | 0 | 0 | Fraud - Impersonation | 1 | 0 | 0 | 0 |
| Statutory Rape | 0 | 0 | Fraud - Welfare | 0 | 0 | 0 | 0 |
| Kidnapping/Abduction | 0 | 0 | Fraud - Wire | 0 | 0 | 0 | 0 |
| Commercial Sex Acts | 0 | 0 | Fraud - Identity Theft | 0 | 0 | 0 | 0 |
| Involuntary Servitude | 0 | 0 | Fraud - Computer Hacking/Invasion | 0 | 0 | 0 | 0 |
| Total | 4 | 4 | Robbery | 0 | 0 | 0 | 0 |
| | | | Theft - Pocket-picking | 0 | 0 | 0 | 0 |
| | | | Theft - Purse Snatching | 0 | 0 | 0 | 0 |
| | | | Theft - Shoplifting | 1 | 1 | 1 | 0 |
| Group B Arrests | | | Theft From Building | 3 | 0 | 0 | 0 |
| Offense | Adult | Juvenile | Theft From Coin Machine | 0 | 0 | 0 | 0 |
| Bad Checks | 0 | 0 | Theft From Motor Vehicle | 3 | 0 | 0 | 0 |
| Curfew/Vagrancy | 0 | 0 | Theft of Motor Vehicle Parts | 0 | 0 | 0 | 0 |
| Disorderly Conduct | 0 | 0 | Theft - All Other Larceny | 5 | 3 | 3 | 0 |
| DUI | 2 | 0 | Motor Vehicle Theft | 1 | 0 | 0 | 0 |
| Drunkenness | 0 | 0 | Stolen Property Offenses | 1 | 0 | 0 | 0 |
| Family-Non Violent | 0 | 0 | | | | | |
| Liquor Law Violations | 0 | 0 | | | | | |
| Peeping Tom | 0 | 0 | | | | | |
| Runaway | 0 | 0 | | | | | |
| Trespass | 0 | 0 | | | | | |
| All Other Offenses | 3 | 0 | | | | | |
| Total Group B | 5 | 0 | | | | | |

(*) Offenses are counted using the FBI Units of Count for Crime

(**) The 'Arrests' column shows arrests made for incidents during the selected period, regardless of arrest date. Arrest counts for the same period may change over time.

This report is valid as of May 06, 2019 and is subject to change

Surgoinville Police Department - NIBRS Agency Crime Overview - 2018

| Crimes Against Society | | | | |
|------------------------------------|-----------|-----------|-----------|----------|
| Animal Cruelty | 0 | 0 | 0 | 0 |
| Drug/Narcotic Violations | 6 | 6 | 6 | 0 |
| Drug/Narcotic Equipment Violations | 2 | 2 | 0 | 0 |
| Gambling - Betting/Wagering | 0 | 0 | 0 | 0 |
| Gambling - Operating/Promoting | 0 | 0 | 0 | 0 |
| Gambling - Equipment Violations | 0 | 0 | 0 | 0 |
| Gambling - Sports Tampering | 0 | 0 | 0 | 0 |
| Pornography/Obscene Material | 0 | 0 | 0 | 0 |
| Prostitution | 0 | 0 | 0 | 0 |
| Prostitution Assisting/Promoting | 0 | 0 | 0 | 0 |
| Purchasing Prostitution | 0 | 0 | 0 | 0 |
| Weapon Law Violations | 1 | 1 | 0 | 0 |
| Total Group A Offenses | 33 | 22 | 17 | 2 |

(*) Offenses are counted using the FBI Units of Count for Crime

(**) The 'Arrests' column shows arrests made for incidents during the selected period, regardless of arrest date. Arrest counts for the same period may change over time.

Sweetwater Police Department - NIBRS Agency Crime Overview - 2018

| 2017 Population Estimate | | 5,862 | | Offenses (*) | | Arrests (**) | |
|---------------------------------------|-----------------|----------------------------------|-----------------------------------|--------------------------------|---------|--------------|----------|
| | | | | Reported | Cleared | Adult | Juvenile |
| Offense Overview | | | | Group A Offenses | | | |
| Crimes Against Persons | | | | Crimes Against Persons | | | |
| Offense Total | 859 | Murder | 0 | 0 | 0 | 0 | |
| Number Cleared | 569 | Negligent Manslaughter | 0 | 0 | 0 | 0 | |
| Percent Cleared | 66.24 % | Negligent Vehicular Manslaughter | 0 | 0 | 0 | 0 | |
| Group A Crimes per 100,000 population | 14,653.7 | Kidnapping/Abduction | 4 | 4 | 1 | 0 | |
| | | Forcible Rape | 0 | 0 | 0 | 0 | |
| | | Forcible Sodomy | 0 | 0 | 0 | 0 | |
| | | Sexual Assault W/Object | 0 | 0 | 0 | 0 | |
| Arrest Overview | | Forcible Fondling | 1 | 0 | 0 | 0 | |
| Total Arrests | 635 | Incest | 0 | 0 | 0 | 0 | |
| Adult Arrests | 612 | Statutory Rape | 1 | 1 | 1 | 0 | |
| Juvenile Arrests | 23 | Aggravated Assault | 50 | 47 | 33 | 3 | |
| Unknown Age | 0 | Simple Assault | 88 | 56 | 52 | 0 | |
| Arrests per 100,000 population | 10,832.5 | Intimidation | 11 | 5 | 4 | 1 | |
| | | Stalking | 2 | 2 | 2 | 0 | |
| | | Commercial Sex Acts | 0 | 0 | 0 | 0 | |
| Average number offenses/incident | 1.32 | Involuntary Servitude | 0 | 0 | 0 | 0 | |
| Domestic Violence Victims | | | | Crimes Against Property | | | |
| Offense | Reported | Cleared | Crimes Against Property | | | | |
| Murder | 0 | 0 | Arson | 0 | 0 | 0 | |
| Aggravated Assault | 21 | 21 | Bribery | 0 | 0 | 0 | |
| Simple Assault | 64 | 51 | Burglary | 48 | 14 | 10 | |
| Intimidation | 5 | 4 | Counterfeiting/Forgery | 12 | 7 | 5 | |
| Stalking | 0 | 0 | Destruction/Damage/Vandalism | 54 | 19 | 6 | |
| Forcible Rape | 0 | 0 | Embezzlement | 9 | 8 | 8 | |
| Forcible Sodomy | 0 | 0 | Extortion/Blackmail | 0 | 0 | 0 | |
| Sexual Assault W/Object | 0 | 0 | Fraud - False Pretenses | 30 | 19 | 15 | |
| Forcible Fondling | 0 | 0 | Fraud - Credit Card/ATM | 49 | 24 | 23 | |
| Incest | 0 | 0 | Fraud - Impersonation | 4 | 3 | 2 | |
| Statutory Rape | 0 | 0 | Fraud - Welfare | 0 | 0 | 0 | |
| Kidnapping/Abduction | 2 | 2 | Fraud - Wire | 0 | 0 | 0 | |
| Commercial Sex Acts | 0 | 0 | Fraud - Identity Theft | 0 | 0 | 0 | |
| Involuntary Servitude | 0 | 0 | Fraud - Computer Hacking/Invasion | 0 | 0 | 0 | |
| Total | 92 | 78 | Robbery | 1 | 0 | 0 | |
| | | | Theft - Pocket-picking | 0 | 0 | 0 | |
| | | | Theft - Purse Snatching | 0 | 0 | 0 | |
| | | | Theft - Shoplifting | 134 | 108 | 103 | |
| Group B Arrests | | | Theft From Building | 41 | 9 | 4 | |
| Offense | Adult | Juvenile | Theft From Coin Machine | 0 | 0 | 0 | |
| Bad Checks | 0 | 0 | Theft From Motor Vehicle | 31 | 9 | 7 | |
| Curfew/Vagrancy | 0 | 0 | Theft of Motor Vehicle Parts | 6 | 0 | 0 | |
| Disorderly Conduct | 13 | 0 | Theft - All Other Larceny | 34 | 5 | 5 | |
| DUI | 43 | 0 | Motor Vehicle Theft | 27 | 9 | 11 | |
| Drunkenness | 55 | 0 | Stolen Property Offenses | 7 | 7 | 4 | |
| Family-Non Violent | 4 | 0 | | | | | |
| Liquor Law Violations | 3 | 0 | | | | | |
| Peeping Tom | 0 | 0 | | | | | |
| Runaway | 0 | 0 | | | | | |
| Trespass | 38 | 2 | | | | | |
| All Other Offenses | 19 | 1 | | | | | |
| Total Group B | 175 | 3 | | | | | |

(*) Offenses are counted using the FBI Units of Count for Crime

(**) The 'Arrests' column shows arrests made for incidents during the selected period, regardless of arrest date. Arrest counts for the same period may change over time.

This report is valid as of May 06, 2019 and is subject to change

Sweetwater Police Department - NIBRS Agency Crime Overview - 2018

| Crimes Against Society | | | | |
|------------------------------------|------------|------------|------------|-----------|
| Animal Cruelty | 0 | 0 | 0 | 0 |
| Drug/Narcotic Violations | 110 | 109 | 122 | 1 |
| Drug/Narcotic Equipment Violations | 92 | 91 | 17 | 0 |
| Gambling - Betting/Wagering | 0 | 0 | 0 | 0 |
| Gambling - Operating/Promoting | 0 | 0 | 0 | 0 |
| Gambling - Equipment Violations | 0 | 0 | 0 | 0 |
| Gambling - Sports Tampering | 0 | 0 | 0 | 0 |
| Pornography/Obscene Material | 0 | 0 | 0 | 0 |
| Prostitution | 0 | 0 | 0 | 0 |
| Prostitution Assisting/Promoting | 0 | 0 | 0 | 0 |
| Purchasing Prostitution | 0 | 0 | 0 | 0 |
| Weapon Law Violations | 13 | 13 | 2 | 0 |
| Total Group A Offenses | 859 | 569 | 437 | 20 |

(*) Offenses are counted using the FBI Units of Count for Crime

(**) The 'Arrests' column shows arrests made for incidents during the selected period, regardless of arrest date. Arrest counts for the same period may change over time.

Tazewell Police Department - NIBRS Agency Crime Overview - 2018

| 2017 Population Estimate | | 2,273 | | Offenses (*) | | Arrests (**) | |
|---------------------------------------|-----------------|----------------------------------|-----------------------------------|--------------------------------|---------|--------------|----------|
| | | | | Reported | Cleared | Adult | Juvenile |
| Offense Overview | | | | Group A Offenses | | | |
| Crimes Against Persons | | | | Crimes Against Property | | | |
| Offense Total | 292 | Murder | 0 | 0 | 0 | 0 | 0 |
| Number Cleared | 228 | Negligent Manslaughter | 0 | 0 | 0 | 0 | 0 |
| Percent Cleared | 78.08 % | Negligent Vehicular Manslaughter | 0 | 0 | 0 | 0 | 0 |
| Group A Crimes per 100,000 population | 12,846.5 | Kidnapping/Abduction | 0 | 0 | 0 | 0 | 0 |
| | | Forcible Rape | 0 | 0 | 0 | 0 | 0 |
| | | Forcible Sodomy | 0 | 0 | 0 | 0 | 0 |
| | | Sexual Assault W/Object | 0 | 0 | 0 | 0 | 0 |
| Arrest Overview | | Forcible Fondling | 1 | 0 | 0 | 0 | 0 |
| Total Arrests | 291 | Incest | 0 | 0 | 0 | 0 | 0 |
| Adult Arrests | 281 | Statutory Rape | 1 | 1 | 1 | 0 | 0 |
| Juvenile Arrests | 10 | Aggravated Assault | 9 | 8 | 6 | 0 | 0 |
| Unknown Age | 0 | Simple Assault | 33 | 32 | 26 | 2 | 2 |
| Arrests per 100,000 population | 12,802.5 | Intimidation | 3 | 3 | 1 | 2 | 2 |
| | | Stalking | 0 | 0 | 0 | 0 | 0 |
| | | Commercial Sex Acts | 0 | 0 | 0 | 0 | 0 |
| Average number offenses/incident | 1.24 | Involuntary Servitude | 0 | 0 | 0 | 0 | 0 |
| Domestic Violence Victims | | | | Crimes Against Property | | | |
| Offense | Reported | Cleared | | | | | |
| Murder | 0 | 0 | Arson | 2 | 2 | 2 | 0 |
| Aggravated Assault | 3 | 3 | Bribery | 0 | 0 | 0 | 0 |
| Simple Assault | 17 | 17 | Burglary | 10 | 1 | 0 | 0 |
| Intimidation | 1 | 1 | Counterfeiting/Forgery | 4 | 2 | 2 | 0 |
| Stalking | 0 | 0 | Destruction/Damage/Vandalism | 12 | 5 | 2 | 1 |
| Forcible Rape | 0 | 0 | Embezzlement | 3 | 2 | 2 | 0 |
| Forcible Sodomy | 0 | 0 | Extortion/Blackmail | 0 | 0 | 0 | 0 |
| Sexual Assault W/Object | 0 | 0 | Fraud - False Pretenses | 6 | 4 | 4 | 0 |
| Forcible Fondling | 0 | 0 | Fraud - Credit Card/ATM | 1 | 1 | 1 | 0 |
| Incest | 0 | 0 | Fraud - Impersonation | 0 | 0 | 0 | 0 |
| Statutory Rape | 1 | 1 | Fraud - Welfare | 0 | 0 | 0 | 0 |
| Kidnapping/Abduction | 0 | 0 | Fraud - Wire | 0 | 0 | 0 | 0 |
| Commercial Sex Acts | 0 | 0 | Fraud - Identity Theft | 1 | 0 | 0 | 0 |
| Involuntary Servitude | 0 | 0 | Fraud - Computer Hacking/Invasion | 0 | 0 | 0 | 0 |
| Total | 22 | 22 | Robbery | 1 | 0 | 0 | 0 |
| | | | Theft - Pocket-picking | 0 | 0 | 0 | 0 |
| | | | Theft - Purse Snatching | 0 | 0 | 0 | 0 |
| | | | Theft - Shoplifting | 15 | 12 | 13 | 0 |
| Group B Arrests | | | Theft From Building | 14 | 1 | 0 | 0 |
| Offense | Adult | Juvenile | Theft From Coin Machine | 0 | 0 | 0 | 0 |
| Bad Checks | 0 | 0 | Theft From Motor Vehicle | 11 | 4 | 3 | 0 |
| Curfew/Vagrancy | 0 | 0 | Theft of Motor Vehicle Parts | 4 | 1 | 1 | 0 |
| Disorderly Conduct | 20 | 0 | Theft - All Other Larceny | 7 | 1 | 1 | 0 |
| DUI | 34 | 0 | Motor Vehicle Theft | 8 | 3 | 2 | 1 |
| Drunkenness | 11 | 0 | Stolen Property Offenses | 0 | 0 | 0 | 0 |
| Family-Non Violent | 1 | 0 | | | | | |
| Liquor Law Violations | 3 | 0 | | | | | |
| Peeping Tom | 0 | 0 | | | | | |
| Runaway | 0 | 0 | | | | | |
| Trespass | 11 | 0 | | | | | |
| All Other Offenses | 19 | 0 | | | | | |
| Total Group B | 99 | 0 | | | | | |

(*) Offenses are counted using the FBI Units of Count for Crime

(**) The 'Arrests' column shows arrests made for incidents during the selected period, regardless of arrest date. Arrest counts for the same period may change over time.

This report is valid as of May 06, 2019 and is subject to change

Tazewell Police Department - NIBRS Agency Crime Overview - 2018

| Crimes Against Society | | | | |
|------------------------------------|------------|------------|------------|-----------|
| Animal Cruelty | 0 | 0 | 0 | 0 |
| Drug/Narcotic Violations | 86 | 85 | 88 | 4 |
| Drug/Narcotic Equipment Violations | 53 | 53 | 24 | 0 |
| Gambling - Betting/Wagering | 0 | 0 | 0 | 0 |
| Gambling - Operating/Promoting | 0 | 0 | 0 | 0 |
| Gambling - Equipment Violations | 0 | 0 | 0 | 0 |
| Gambling - Sports Tampering | 0 | 0 | 0 | 0 |
| Pornography/Obscene Material | 0 | 0 | 0 | 0 |
| Prostitution | 0 | 0 | 0 | 0 |
| Prostitution Assisting/Promoting | 0 | 0 | 0 | 0 |
| Purchasing Prostitution | 0 | 0 | 0 | 0 |
| Weapon Law Violations | 7 | 7 | 3 | 0 |
| Total Group A Offenses | 292 | 228 | 182 | 10 |

(*) Offenses are counted using the FBI Units of Count for Crime

(**) The 'Arrests' column shows arrests made for incidents during the selected period, regardless of arrest date. Arrest counts for the same period may change over time.

Tellico Plains Police Department - NIBRS Agency Crime Overview - 2018

| 2017 Population Estimate | | 936 | | Offenses (*) | | Arrests (**) | |
|---------------------------------------|-----------|----------------------------------|-----------------------------------|-------------------------|---------|--------------|----------|
| Offense Overview | | Crimes Against Persons | | Reported | Cleared | Adult | Juvenile |
| Offense Total | 89 | Murder | | 0 | 0 | 0 | 0 |
| Number Cleared | 38 | Negligent Manslaughter | | 0 | 0 | 0 | 0 |
| Percent Cleared | 42.70 % | Negligent Vehicular Manslaughter | | 0 | 0 | 0 | 0 |
| Group A Crimes per 100,000 population | 9,508.5 | Kidnapping/Abduction | | 0 | 0 | 0 | 0 |
| | | Forcible Rape | | 0 | 0 | 0 | 0 |
| | | Forcible Sodomy | | 0 | 0 | 0 | 0 |
| | | Sexual Assault W/Object | | 0 | 0 | 0 | 0 |
| | | Forcible Fondling | | 1 | 0 | 0 | 0 |
| | | Incest | | 0 | 0 | 0 | 0 |
| | | Statutory Rape | | 0 | 0 | 0 | 0 |
| | | Aggravated Assault | | 15 | 12 | 11 | 1 |
| | | Simple Assault | | 7 | 6 | 4 | 0 |
| | | Intimidation | | 11 | 0 | 0 | 0 |
| | | Stalking | | 1 | 1 | 1 | 0 |
| | | Commercial Sex Acts | | 0 | 0 | 0 | 0 |
| | | Involuntary Servitude | | 0 | 0 | 0 | 0 |
| | | Average number offenses/incident | 1.09 | | | | |
| Domestic Violence Victims | | | | Crimes Against Property | | | |
| Offense | Reported | Cleared | | | | | |
| Murder | 0 | 0 | Arson | 0 | 0 | 0 | 0 |
| Aggravated Assault | 11 | 9 | Bribery | 0 | 0 | 0 | 0 |
| Simple Assault | 7 | 6 | Burglary | 4 | 0 | 0 | 0 |
| Intimidation | 2 | 0 | Counterfeiting/Forgery | 0 | 0 | 0 | 0 |
| Stalking | 0 | 0 | Destruction/Damage/Vandalism | 6 | 1 | 1 | 0 |
| Forcible Rape | 0 | 0 | Embezzlement | 0 | 0 | 0 | 0 |
| Forcible Sodomy | 0 | 0 | Extortion/Blackmail | 0 | 0 | 0 | 0 |
| Sexual Assault W/Object | 0 | 0 | Fraud - False Pretenses | 2 | 0 | 0 | 0 |
| Forcible Fondling | 0 | 0 | Fraud - Credit Card/ATM | 3 | 0 | 0 | 0 |
| Incest | 0 | 0 | Fraud - Impersonation | 1 | 0 | 0 | 0 |
| Statutory Rape | 0 | 0 | Fraud - Welfare | 0 | 0 | 0 | 0 |
| Kidnapping/Abduction | 0 | 0 | Fraud - Wire | 0 | 0 | 0 | 0 |
| Commercial Sex Acts | 0 | 0 | Fraud - Identity Theft | 0 | 0 | 0 | 0 |
| Involuntary Servitude | 0 | 0 | Fraud - Computer Hacking/Invasion | 0 | 0 | 0 | 0 |
| Total | 20 | 15 | Robbery | 0 | 0 | 0 | 0 |
| | | | Theft - Pocket-picking | 0 | 0 | 0 | 0 |
| | | | Theft - Purse Snatching | 0 | 0 | 0 | 0 |
| | | | Theft - Shoplifting | 1 | 0 | 0 | 0 |
| | | | Theft From Building | 2 | 0 | 0 | 0 |
| | | | Theft From Coin Machine | 0 | 0 | 0 | 0 |
| | | | Theft From Motor Vehicle | 3 | 0 | 0 | 0 |
| | | | Theft of Motor Vehicle Parts | 0 | 0 | 0 | 0 |
| | | | Theft - All Other Larceny | 10 | 2 | 2 | 0 |
| | | | Motor Vehicle Theft | 6 | 1 | 1 | 0 |
| | | | Stolen Property Offenses | 0 | 0 | 0 | 0 |
| Group B Arrests | | | | | | | |
| Offense | Adult | Juvenile | | | | | |
| Bad Checks | 0 | 0 | | | | | |
| Curfew/Vagrancy | 0 | 0 | | | | | |
| Disorderly Conduct | 0 | 0 | | | | | |
| DUI | 3 | 0 | | | | | |
| Drunkenness | 3 | 0 | | | | | |
| Family-Non Violent | 0 | 0 | | | | | |
| Liquor Law Violations | 0 | 0 | | | | | |
| Peeping Tom | 1 | 0 | | | | | |
| Runaway | 0 | 0 | | | | | |
| Trespass | 0 | 0 | | | | | |
| All Other Offenses | 2 | 0 | | | | | |
| Total Group B | 9 | 0 | | | | | |

(*) Offenses are counted using the FBI Units of Count for Crime

(**) The 'Arrests' column shows arrests made for incidents during the selected period, regardless of arrest date. Arrest counts for the same period may change over time.

This report is valid as of May 06, 2019 and is subject to change

Tellico Plains Police Department - NIBRS Agency Crime Overview - 2018

| Crimes Against Society | | | | |
|------------------------------------|-----------|-----------|-----------|----------|
| Animal Cruelty | 0 | 0 | 0 | 0 |
| Drug/Narcotic Violations | 10 | 10 | 11 | 0 |
| Drug/Narcotic Equipment Violations | 6 | 5 | 2 | 0 |
| Gambling - Betting/Wagering | 0 | 0 | 0 | 0 |
| Gambling - Operating/Promoting | 0 | 0 | 0 | 0 |
| Gambling - Equipment Violations | 0 | 0 | 0 | 0 |
| Gambling - Sports Tampering | 0 | 0 | 0 | 0 |
| Pornography/Obscene Material | 0 | 0 | 0 | 0 |
| Prostitution | 0 | 0 | 0 | 0 |
| Prostitution Assisting/Promoting | 0 | 0 | 0 | 0 |
| Purchasing Prostitution | 0 | 0 | 0 | 0 |
| Weapon Law Violations | 0 | 0 | 0 | 0 |
| Total Group A Offenses | 89 | 38 | 33 | 1 |

(*) Offenses are counted using the FBI Units of Count for Crime

(**) The 'Arrests' column shows arrests made for incidents during the selected period, regardless of arrest date. Arrest counts for the same period may change over time.

Tiptonville Police Department - NIBRS Agency Crime Overview - 2018

| 2017 Population Estimate | | 4,325 | | Offenses (*) | | Arrests (**) | |
|---------------------------------------|-----------|----------------------------------|-----------------------------------|-------------------------|---------|--------------|----------|
| Offense Overview | | Crimes Against Persons | | Reported | Cleared | Adult | Juvenile |
| Offense Total | 92 | Murder | | 0 | 0 | 0 | 0 |
| Number Cleared | 81 | Negligent Manslaughter | | 0 | 0 | 0 | 0 |
| Percent Cleared | 88.04 % | Negligent Vehicular Manslaughter | | 0 | 0 | 0 | 0 |
| Group A Crimes per 100,000 population | 2,127.2 | Kidnapping/Abduction | | 1 | 1 | 1 | 0 |
| | | Forcible Rape | | 0 | 0 | 0 | 0 |
| | | Forcible Sodomy | | 0 | 0 | 0 | 0 |
| | | Sexual Assault W/Object | | 0 | 0 | 0 | 0 |
| | | Forcible Fondling | | 0 | 0 | 0 | 0 |
| | | Incest | | 0 | 0 | 0 | 0 |
| | | Statutory Rape | | 0 | 0 | 0 | 0 |
| | | Aggravated Assault | | 8 | 8 | 6 | 0 |
| | | Simple Assault | | 22 | 22 | 21 | 1 |
| | | Intimidation | | 3 | 2 | 1 | 0 |
| | | Stalking | | 2 | 2 | 2 | 0 |
| | | Commercial Sex Acts | | 0 | 0 | 0 | 0 |
| | | Involuntary Servitude | | 0 | 0 | 0 | 0 |
| | | Average number offenses/incident | 1.16 | | | | |
| Domestic Violence Victims | | | | Crimes Against Property | | | |
| Offense | Reported | Cleared | | Reported | Cleared | Adult | Juvenile |
| Murder | 0 | 0 | Arson | 0 | 0 | 0 | 0 |
| Aggravated Assault | 2 | 2 | Bribery | 0 | 0 | 0 | 0 |
| Simple Assault | 9 | 9 | Burglary | 8 | 4 | 3 | 0 |
| Intimidation | 0 | 0 | Counterfeiting/Forgery | 0 | 0 | 0 | 0 |
| Stalking | 0 | 0 | Destruction/Damage/Vandalism | 10 | 9 | 5 | 5 |
| Forcible Rape | 0 | 0 | Embezzlement | 0 | 0 | 0 | 0 |
| Forcible Sodomy | 0 | 0 | Extortion/Blackmail | 0 | 0 | 0 | 0 |
| Sexual Assault W/Object | 0 | 0 | Fraud - False Pretenses | 3 | 2 | 2 | 0 |
| Forcible Fondling | 0 | 0 | Fraud - Credit Card/ATM | 1 | 1 | 0 | 0 |
| Incest | 0 | 0 | Fraud - Impersonation | 0 | 0 | 0 | 0 |
| Statutory Rape | 0 | 0 | Fraud - Welfare | 0 | 0 | 0 | 0 |
| Kidnapping/Abduction | 1 | 1 | Fraud - Wire | 0 | 0 | 0 | 0 |
| Commercial Sex Acts | 0 | 0 | Fraud - Identity Theft | 0 | 0 | 0 | 0 |
| Involuntary Servitude | 0 | 0 | Fraud - Computer Hacking/Invasion | 0 | 0 | 0 | 0 |
| Total | 12 | 12 | Robbery | 0 | 0 | 0 | 0 |
| | | | Theft - Pocket-picking | 0 | 0 | 0 | 0 |
| | | | Theft - Purse Snatching | 0 | 0 | 0 | 0 |
| | | | Theft - Shoplifting | 12 | 12 | 11 | 1 |
| | | | Theft From Building | 4 | 3 | 3 | 0 |
| | | | Theft From Coin Machine | 0 | 0 | 0 | 0 |
| | | | Theft From Motor Vehicle | 3 | 2 | 2 | 0 |
| | | | Theft of Motor Vehicle Parts | 1 | 0 | 0 | 0 |
| | | | Theft - All Other Larceny | 3 | 2 | 1 | 0 |
| | | | Motor Vehicle Theft | 2 | 2 | 2 | 0 |
| | | | Stolen Property Offenses | 0 | 0 | 0 | 0 |
| Group B Arrests | | | | | | | |
| Offense | Adult | Juvenile | | | | | |
| Bad Checks | 2 | 0 | | | | | |
| Curfew/Vagrancy | 0 | 0 | | | | | |
| Disorderly Conduct | 2 | 2 | | | | | |
| DUI | 3 | 0 | | | | | |
| Drunkenness | 8 | 0 | | | | | |
| Family-Non Violent | 0 | 0 | | | | | |
| Liquor Law Violations | 0 | 0 | | | | | |
| Peeping Tom | 0 | 0 | | | | | |
| Runaway | 0 | 0 | | | | | |
| Trespass | 17 | 0 | | | | | |
| All Other Offenses | 5 | 1 | | | | | |
| Total Group B | 37 | 3 | | | | | |

(*) Offenses are counted using the FBI Units of Count for Crime

(**) The 'Arrests' column shows arrests made for incidents during the selected period, regardless of arrest date. Arrest counts for the same period may change over time.

This report is valid as of May 06, 2019 and is subject to change

Tiptonville Police Department - NIBRS Agency Crime Overview - 2018

| Crimes Against Society | | | | |
|------------------------------------|-----------|-----------|-----------|----------|
| Animal Cruelty | 0 | 0 | 0 | 0 |
| Drug/Narcotic Violations | 4 | 4 | 4 | 0 |
| Drug/Narcotic Equipment Violations | 2 | 2 | 0 | 0 |
| Gambling - Betting/Wagering | 0 | 0 | 0 | 0 |
| Gambling - Operating/Promoting | 0 | 0 | 0 | 0 |
| Gambling - Equipment Violations | 0 | 0 | 0 | 0 |
| Gambling - Sports Tampering | 0 | 0 | 0 | 0 |
| Pornography/Obscene Material | 0 | 0 | 0 | 0 |
| Prostitution | 0 | 0 | 0 | 0 |
| Prostitution Assisting/Promoting | 0 | 0 | 0 | 0 |
| Purchasing Prostitution | 0 | 0 | 0 | 0 |
| Weapon Law Violations | 3 | 3 | 3 | 0 |
| Total Group A Offenses | 92 | 81 | 67 | 7 |

(*) Offenses are counted using the FBI Units of Count for Crime

(**) The 'Arrests' column shows arrests made for incidents during the selected period, regardless of arrest date. Arrest counts for the same period may change over time.

Toone Police Department - NIBRS Agency Crime Overview - 2018

| Crimes Against Society | | | | |
|------------------------------------|-----------|----------|----------|----------|
| Animal Cruelty | 0 | 0 | 0 | 0 |
| Drug/Narcotic Violations | 1 | 1 | 1 | 0 |
| Drug/Narcotic Equipment Violations | 0 | 0 | 0 | 0 |
| Gambling - Betting/Wagering | 0 | 0 | 0 | 0 |
| Gambling - Operating/Promoting | 0 | 0 | 0 | 0 |
| Gambling - Equipment Violations | 0 | 0 | 0 | 0 |
| Gambling - Sports Tampering | 0 | 0 | 0 | 0 |
| Pornography/Obscene Material | 0 | 0 | 0 | 0 |
| Prostitution | 0 | 0 | 0 | 0 |
| Prostitution Assisting/Promoting | 0 | 0 | 0 | 0 |
| Purchasing Prostitution | 0 | 0 | 0 | 0 |
| Weapon Law Violations | 0 | 0 | 0 | 0 |
| Total Group A Offenses | 11 | 8 | 5 | 1 |

(*) Offenses are counted using the FBI Units of Count for Crime

(**) The 'Arrests' column shows arrests made for incidents during the selected period, regardless of arrest date. Arrest counts for the same period may change over time.

Townsend Police Department - NIBRS Agency Crime Overview - 2018

| Crimes Against Society | | | | |
|------------------------------------|-----------|-----------|----------|----------|
| Animal Cruelty | 0 | 0 | 0 | 0 |
| Drug/Narcotic Violations | 4 | 3 | 3 | 0 |
| Drug/Narcotic Equipment Violations | 4 | 4 | 2 | 0 |
| Gambling - Betting/Wagering | 0 | 0 | 0 | 0 |
| Gambling - Operating/Promoting | 0 | 0 | 0 | 0 |
| Gambling - Equipment Violations | 0 | 0 | 0 | 0 |
| Gambling - Sports Tampering | 0 | 0 | 0 | 0 |
| Pornography/Obscene Material | 0 | 0 | 0 | 0 |
| Prostitution | 0 | 0 | 0 | 0 |
| Prostitution Assisting/Promoting | 0 | 0 | 0 | 0 |
| Purchasing Prostitution | 0 | 0 | 0 | 0 |
| Weapon Law Violations | 0 | 0 | 0 | 0 |
| Total Group A Offenses | 41 | 14 | 9 | 2 |

(*) Offenses are counted using the FBI Units of Count for Crime

(**) The 'Arrests' column shows arrests made for incidents during the selected period, regardless of arrest date. Arrest counts for the same period may change over time.

Tracy City Police Department - NIBRS Agency Crime Overview - 2018

| 2017 Population Estimate | | 1,402 | | Offenses (*) | | Arrests (**) | |
|---------------------------------------|-----------------|-----------------------------------|----|--------------------------------|---------|--------------|----------|
| | | | | Reported | Cleared | Adult | Juvenile |
| Offense Overview | | | | Group A Offenses | | | |
| | | | | Crimes Against Persons | | | |
| Offense Total | 156 | Murder | 0 | 0 | 0 | 0 | |
| Number Cleared | 78 | Negligent Manslaughter | 0 | 0 | 0 | 0 | |
| Percent Cleared | 50.00 % | Negligent Vehicular Manslaughter | 0 | 0 | 0 | 0 | |
| Group A Crimes per 100,000 population | 11,127.0 | Kidnapping/Abduction | 4 | 0 | 0 | 0 | |
| | | Forcible Rape | 0 | 0 | 0 | 0 | |
| | | Forcible Sodomy | 0 | 0 | 0 | 0 | |
| | | Sexual Assault W/Object | 0 | 0 | 0 | 0 | |
| | | Forcible Fondling | 0 | 0 | 0 | 0 | |
| | | Incest | 0 | 0 | 0 | 0 | |
| | | Statutory Rape | 0 | 0 | 0 | 0 | |
| | | Aggravated Assault | 3 | 3 | 2 | 0 | |
| | | Simple Assault | 22 | 15 | 11 | 1 | |
| | | Intimidation | 16 | 1 | 0 | 0 | |
| | | Stalking | 0 | 0 | 0 | 0 | |
| | | Commercial Sex Acts | 0 | 0 | 0 | 0 | |
| | | Involuntary Servitude | 0 | 0 | 0 | 0 | |
| Arrest Overview | | | | Crimes Against Property | | | |
| Total Arrests | 93 | Arson | 2 | 0 | 0 | 0 | |
| Adult Arrests | 90 | Bribery | 0 | 0 | 0 | 0 | |
| Juvenile Arrests | 3 | Burglary | 4 | 1 | 1 | 0 | |
| Unknown Age | 0 | Counterfeiting/Forgery | 0 | 0 | 0 | 0 | |
| Arrests per 100,000 population | 6,633.4 | Destruction/Damage/Vandalism | 8 | 1 | 0 | 0 | |
| | | Embezzlement | 0 | 0 | 0 | 0 | |
| | | Extortion/Blackmail | 0 | 0 | 0 | 0 | |
| | | Fraud - False Pretenses | 2 | 0 | 0 | 0 | |
| | | Fraud - Credit Card/ATM | 1 | 0 | 0 | 0 | |
| | | Fraud - Impersonation | 2 | 1 | 1 | 0 | |
| | | Fraud - Welfare | 0 | 0 | 0 | 0 | |
| | | Fraud - Wire | 1 | 0 | 0 | 0 | |
| | | Fraud - Identity Theft | 0 | 0 | 0 | 0 | |
| | | Fraud - Computer Hacking/Invasion | 0 | 0 | 0 | 0 | |
| | | Robbery | 0 | 0 | 0 | 0 | |
| | | Theft - Pocket-picking | 0 | 0 | 0 | 0 | |
| | | Theft - Purse Snatching | 0 | 0 | 0 | 0 | |
| | | Theft - Shoplifting | 9 | 1 | 1 | 0 | |
| | | Theft From Building | 12 | 2 | 2 | 0 | |
| | | Theft From Coin Machine | 0 | 0 | 0 | 0 | |
| | | Theft From Motor Vehicle | 4 | 0 | 0 | 0 | |
| | | Theft of Motor Vehicle Parts | 2 | 1 | 0 | 0 | |
| | | Theft - All Other Larceny | 6 | 2 | 2 | 0 | |
| | | Motor Vehicle Theft | 7 | 3 | 3 | 0 | |
| | | Stolen Property Offenses | 0 | 0 | 0 | 0 | |
| Domestic Violence Victims | | | | | | | |
| Offense | Reported | Cleared | | | | | |
| Murder | 0 | 0 | | | | | |
| Aggravated Assault | 0 | 0 | | | | | |
| Simple Assault | 14 | 9 | | | | | |
| Intimidation | 7 | 0 | | | | | |
| Stalking | 0 | 0 | | | | | |
| Forcible Rape | 0 | 0 | | | | | |
| Forcible Sodomy | 0 | 0 | | | | | |
| Sexual Assault W/Object | 0 | 0 | | | | | |
| Forcible Fondling | 0 | 0 | | | | | |
| Incest | 0 | 0 | | | | | |
| Statutory Rape | 0 | 0 | | | | | |
| Kidnapping/Abduction | 4 | 0 | | | | | |
| Commercial Sex Acts | 0 | 0 | | | | | |
| Involuntary Servitude | 0 | 0 | | | | | |
| Total | 25 | 9 | | | | | |
| Group B Arrests | | | | | | | |
| Offense | Adult | Juvenile | | | | | |
| Bad Checks | 1 | 0 | | | | | |
| Curfew/Vagrancy | 0 | 0 | | | | | |
| Disorderly Conduct | 3 | 0 | | | | | |
| DUI | 13 | 0 | | | | | |
| Drunkenness | 2 | 0 | | | | | |
| Family-Non Violent | 0 | 0 | | | | | |
| Liquor Law Violations | 0 | 0 | | | | | |
| Peeping Tom | 0 | 0 | | | | | |
| Runaway | 0 | 0 | | | | | |
| Trespass | 1 | 0 | | | | | |
| All Other Offenses | 5 | 0 | | | | | |
| Total Group B | 25 | 0 | | | | | |

(*) Offenses are counted using the FBI Units of Count for Crime

(**) The 'Arrests' column shows arrests made for incidents during the selected period, regardless of arrest date. Arrest counts for the same period may change over time.

This report is valid as of May 06, 2019 and is subject to change

Tracy City Police Department - NIBRS Agency Crime Overview - 2018

| Crimes Against Society | | | | |
|------------------------------------|------------|-----------|-----------|----------|
| Animal Cruelty | 0 | 0 | 0 | 0 |
| Drug/Narcotic Violations | 31 | 28 | 28 | 2 |
| Drug/Narcotic Equipment Violations | 18 | 17 | 11 | 0 |
| Gambling - Betting/Wagering | 0 | 0 | 0 | 0 |
| Gambling - Operating/Promoting | 0 | 0 | 0 | 0 |
| Gambling - Equipment Violations | 0 | 0 | 0 | 0 |
| Gambling - Sports Tampering | 0 | 0 | 0 | 0 |
| Pornography/Obscene Material | 0 | 0 | 0 | 0 |
| Prostitution | 0 | 0 | 0 | 0 |
| Prostitution Assisting/Promoting | 0 | 0 | 0 | 0 |
| Purchasing Prostitution | 0 | 0 | 0 | 0 |
| Weapon Law Violations | 2 | 2 | 3 | 0 |
| Total Group A Offenses | 156 | 78 | 65 | 3 |

(*) Offenses are counted using the FBI Units of Count for Crime

(**) The 'Arrests' column shows arrests made for incidents during the selected period, regardless of arrest date. Arrest counts for the same period may change over time.

Trenton Police Department - NIBRS Agency Crime Overview - 2018

| 2017 Population Estimate | | 4,073 | | Offenses (*) | | Arrests (**) | |
|---------------------------------------|-----------|----------------------------------|-----------------------------------|-------------------------|---------|--------------|----------|
| Offense Overview | | Crimes Against Persons | | Reported | Cleared | Adult | Juvenile |
| Offense Total | 234 | Murder | | 1 | 1 | 1 | 0 |
| Number Cleared | 48 | Negligent Manslaughter | | 0 | 0 | 0 | 0 |
| Percent Cleared | 20.51 % | Negligent Vehicular Manslaughter | | 0 | 0 | 0 | 0 |
| Group A Crimes per 100,000 population | 5,745.2 | Kidnapping/Abduction | | 0 | 0 | 0 | 0 |
| | | Forcible Rape | | 1 | 0 | 0 | 0 |
| | | Forcible Sodomy | | 1 | 1 | 0 | 1 |
| | | Sexual Assault W/Object | | 0 | 0 | 0 | 0 |
| | | Forcible Fondling | | 1 | 0 | 0 | 0 |
| | | Incest | | 0 | 0 | 0 | 0 |
| | | Statutory Rape | | 0 | 0 | 0 | 0 |
| | | Aggravated Assault | | 17 | 4 | 5 | 0 |
| | | Simple Assault | | 49 | 17 | 12 | 1 |
| | | Intimidation | | 28 | 1 | 1 | 0 |
| | | Stalking | | 1 | 0 | 0 | 0 |
| | | Commercial Sex Acts | | 0 | 0 | 0 | 0 |
| | | Involuntary Servitude | | 0 | 0 | 0 | 0 |
| | | Average number offenses/incident | 1.09 | | | | |
| Domestic Violence Victims | | | | Crimes Against Property | | | |
| Offense | Reported | Cleared | | Reported | Cleared | Adult | Juvenile |
| Murder | 0 | 0 | Arson | 0 | 0 | 0 | 0 |
| Aggravated Assault | 11 | 2 | Bribery | 0 | 0 | 0 | 0 |
| Simple Assault | 21 | 9 | Burglary | 8 | 0 | 0 | 0 |
| Intimidation | 9 | 0 | Counterfeiting/Forgery | 4 | 0 | 0 | 0 |
| Stalking | 1 | 0 | Destruction/Damage/Vandalism | 15 | 1 | 1 | 0 |
| Forcible Rape | 0 | 0 | Embezzlement | 1 | 1 | 1 | 0 |
| Forcible Sodomy | 0 | 0 | Extortion/Blackmail | 0 | 0 | 0 | 0 |
| Sexual Assault W/Object | 0 | 0 | Fraud - False Pretenses | 4 | 1 | 1 | 0 |
| Forcible Fondling | 0 | 0 | Fraud - Credit Card/ATM | 1 | 1 | 1 | 0 |
| Incest | 0 | 0 | Fraud - Impersonation | 1 | 1 | 0 | 0 |
| Statutory Rape | 0 | 0 | Fraud - Welfare | 0 | 0 | 0 | 0 |
| Kidnapping/Abduction | 0 | 0 | Fraud - Wire | 0 | 0 | 0 | 0 |
| Commercial Sex Acts | 0 | 0 | Fraud - Identity Theft | 1 | 1 | 1 | 0 |
| Involuntary Servitude | 0 | 0 | Fraud - Computer Hacking/Invasion | 0 | 0 | 0 | 0 |
| Total | 42 | 11 | Robbery | 0 | 0 | 0 | 0 |
| | | | Theft - Pocket-picking | 0 | 0 | 0 | 0 |
| | | | Theft - Purse Snatching | 0 | 0 | 0 | 0 |
| | | | Theft - Shoplifting | 1 | 0 | 0 | 0 |
| | | | Theft From Building | 26 | 2 | 2 | 0 |
| | | | Theft From Coin Machine | 0 | 0 | 0 | 0 |
| | | | Theft From Motor Vehicle | 13 | 0 | 0 | 0 |
| | | | Theft of Motor Vehicle Parts | 2 | 0 | 0 | 0 |
| | | | Theft - All Other Larceny | 37 | 1 | 1 | 0 |
| | | | Motor Vehicle Theft | 4 | 0 | 0 | 0 |
| | | | Stolen Property Offenses | 0 | 0 | 0 | 0 |
| Group B Arrests | | | | | | | |
| Offense | Adult | Juvenile | | | | | |
| Bad Checks | 16 | 0 | | | | | |
| Curfew/Vagrancy | 0 | 0 | | | | | |
| Disorderly Conduct | 1 | 0 | | | | | |
| DUI | 2 | 0 | | | | | |
| Drunkenness | 1 | 0 | | | | | |
| Family-Non Violent | 0 | 0 | | | | | |
| Liquor Law Violations | 0 | 0 | | | | | |
| Peeping Tom | 0 | 0 | | | | | |
| Runaway | 0 | 0 | | | | | |
| Trespass | 0 | 0 | | | | | |
| All Other Offenses | 56 | 0 | | | | | |
| Total Group B | 76 | 0 | | | | | |

(*) Offenses are counted using the FBI Units of Count for Crime

(**) The 'Arrests' column shows arrests made for incidents during the selected period, regardless of arrest date. Arrest counts for the same period may change over time.

This report is valid as of May 06, 2019 and is subject to change

Trenton Police Department - NIBRS Agency Crime Overview - 2018

| Crimes Against Society | | | | |
|------------------------------------|------------|-----------|-----------|----------|
| Animal Cruelty | 0 | 0 | 0 | 0 |
| Drug/Narcotic Violations | 12 | 10 | 10 | 3 |
| Drug/Narcotic Equipment Violations | 4 | 4 | 1 | 0 |
| Gambling - Betting/Wagering | 0 | 0 | 0 | 0 |
| Gambling - Operating/Promoting | 0 | 0 | 0 | 0 |
| Gambling - Equipment Violations | 0 | 0 | 0 | 0 |
| Gambling - Sports Tampering | 0 | 0 | 0 | 0 |
| Pornography/Obscene Material | 0 | 0 | 0 | 0 |
| Prostitution | 0 | 0 | 0 | 0 |
| Prostitution Assisting/Promoting | 0 | 0 | 0 | 0 |
| Purchasing Prostitution | 0 | 0 | 0 | 0 |
| Weapon Law Violations | 1 | 1 | 0 | 0 |
| Total Group A Offenses | 234 | 48 | 38 | 5 |

(*) Offenses are counted using the FBI Units of Count for Crime

(**) The 'Arrests' column shows arrests made for incidents during the selected period, regardless of arrest date. Arrest counts for the same period may change over time.

Trezevant Police Department - NIBRS Agency Crime Overview - 2018

| 2017 Population Estimate | | 843 | | Offenses (*) | | Arrests (**) | |
|---------------------------------------|---------|-----------------------------------|----------|--------------|---------|--------------|----------|
| Offense Overview | | Group A Offenses | | Reported | Cleared | Adult | Juvenile |
| | | Crimes Against Persons | | | | | |
| Offense Total | 18 | Murder | | 0 | 0 | 0 | 0 |
| Number Cleared | 5 | Negligent Manslaughter | | 0 | 0 | 0 | 0 |
| Percent Cleared | 27.78 % | Negligent Vehicular Manslaughter | | 0 | 0 | 0 | 0 |
| Group A Crimes per 100,000 population | 2,135.2 | Kidnapping/Abduction | | 0 | 0 | 0 | 0 |
| | | Forcible Rape | | 0 | 0 | 0 | 0 |
| | | Forcible Sodomy | | 0 | 0 | 0 | 0 |
| | | Sexual Assault W/Object | | 0 | 0 | 0 | 0 |
| | | Forcible Fondling | | 0 | 0 | 0 | 0 |
| | | Incest | | 0 | 0 | 0 | 0 |
| | | Statutory Rape | | 0 | 0 | 0 | 0 |
| | | Aggravated Assault | | 1 | 1 | 1 | 0 |
| | | Simple Assault | | 0 | 0 | 0 | 0 |
| | | Intimidation | | 0 | 0 | 0 | 0 |
| | | Stalking | | 0 | 0 | 0 | 0 |
| | | Commercial Sex Acts | | 0 | 0 | 0 | 0 |
| | | Involuntary Servitude | | 0 | 0 | 0 | 0 |
| | | Crimes Against Property | | | | | |
| | | Arson | | 1 | 1 | 1 | 0 |
| | | Bribery | | 0 | 0 | 0 | 0 |
| | | Burglary | | 7 | 1 | 1 | 0 |
| | | Counterfeiting/Forgery | | 0 | 0 | 0 | 0 |
| | | Destruction/Damage/Vandalism | | 3 | 0 | 0 | 0 |
| | | Embezzlement | | 0 | 0 | 0 | 0 |
| | | Extortion/Blackmail | | 0 | 0 | 0 | 0 |
| | | Fraud - False Pretenses | | 1 | 1 | 0 | 0 |
| | | Fraud - Credit Card/ATM | | 0 | 0 | 0 | 0 |
| | | Fraud - Impersonation | | 0 | 0 | 0 | 0 |
| | | Fraud - Welfare | | 0 | 0 | 0 | 0 |
| | | Fraud - Wire | | 0 | 0 | 0 | 0 |
| | | Fraud - Identity Theft | | 0 | 0 | 0 | 0 |
| | | Fraud - Computer Hacking/Invasion | | 0 | 0 | 0 | 0 |
| | | Robbery | | 0 | 0 | 0 | 0 |
| | | Theft - Pocket-picking | | 0 | 0 | 0 | 0 |
| | | Theft - Purse Snatching | | 0 | 0 | 0 | 0 |
| | | Theft - Shoplifting | | 0 | 0 | 0 | 0 |
| | | Theft From Building | | 0 | 0 | 0 | 0 |
| | | Theft From Coin Machine | | 0 | 0 | 0 | 0 |
| | | Theft From Motor Vehicle | | 0 | 0 | 0 | 0 |
| | | Theft of Motor Vehicle Parts | | 0 | 0 | 0 | 0 |
| | | Theft - All Other Larceny | | 0 | 0 | 0 | 0 |
| | | Motor Vehicle Theft | | 2 | 1 | 1 | 0 |
| | | Stolen Property Offenses | | 0 | 0 | 0 | 0 |
| | | Crimes Against Property | | | | | |
| | | Total | | 0 | 0 | | |
| | | Group B Arrests | | | | | |
| | | Adult | Juvenile | | | | |
| | | Bad Checks | | 0 | 0 | | |
| | | Curfew/Vagrancy | | 0 | 0 | | |
| | | Disorderly Conduct | | 0 | 0 | | |
| | | DUI | | 1 | 0 | | |
| | | Drunkenness | | 0 | 0 | | |
| | | Family-Non Violent | | 0 | 0 | | |
| | | Liquor Law Violations | | 0 | 0 | | |
| | | Peeping Tom | | 0 | 0 | | |
| | | Runaway | | 0 | 0 | | |
| | | Trespass | | 0 | 0 | | |
| | | All Other Offenses | | 0 | 0 | | |
| | | Total Group B | | 1 | 0 | | |

(*) Offenses are counted using the FBI Units of Count for Crime

(**) The 'Arrests' column shows arrests made for incidents during the selected period, regardless of arrest date. Arrest counts for the same period may change over time.

This report is valid as of May 06, 2019 and is subject to change

Trezevant Police Department - NIBRS Agency Crime Overview - 2018

| Crimes Against Society | | | | |
|------------------------------------|-----------|----------|----------|----------|
| Animal Cruelty | 0 | 0 | 0 | 0 |
| Drug/Narcotic Violations | 2 | 0 | 0 | 0 |
| Drug/Narcotic Equipment Violations | 1 | 0 | 0 | 0 |
| Gambling - Betting/Wagering | 0 | 0 | 0 | 0 |
| Gambling - Operating/Promoting | 0 | 0 | 0 | 0 |
| Gambling - Equipment Violations | 0 | 0 | 0 | 0 |
| Gambling - Sports Tampering | 0 | 0 | 0 | 0 |
| Pornography/Obscene Material | 0 | 0 | 0 | 0 |
| Prostitution | 0 | 0 | 0 | 0 |
| Prostitution Assisting/Promoting | 0 | 0 | 0 | 0 |
| Purchasing Prostitution | 0 | 0 | 0 | 0 |
| Weapon Law Violations | 0 | 0 | 0 | 0 |
| Total Group A Offenses | 18 | 5 | 4 | 0 |

(*) Offenses are counted using the FBI Units of Count for Crime

(**) The 'Arrests' column shows arrests made for incidents during the selected period, regardless of arrest date. Arrest counts for the same period may change over time.

Trimble Police Department - NIBRS Agency Crime Overview - 2018

| 2017 Population Estimate | 617 | Offenses (*) | | Arrests (**) | | |
|---------------------------------------|-----------------|----------------------------------|-----------------------------------|--------------|----------|---|
| | | Reported | Cleared | Adult | Juvenile | |
| Offense Overview | | Group A Offenses | | | | |
| Crimes Against Persons | | Crimes Against Persons | | | | |
| Offense Total | 16 | Murder | 0 | 0 | 0 | 0 |
| Number Cleared | 7 | Negligent Manslaughter | 0 | 0 | 0 | 0 |
| Percent Cleared | 43.75 % | Negligent Vehicular Manslaughter | 0 | 0 | 0 | 0 |
| Group A Crimes per 100,000 population | 2,593.2 | Kidnapping/Abduction | 0 | 0 | 0 | 0 |
| | | Forcible Rape | 0 | 0 | 0 | 0 |
| | | Forcible Sodomy | 0 | 0 | 0 | 0 |
| | | Sexual Assault W/Object | 0 | 0 | 0 | 0 |
| | | Forcible Fondling | 0 | 0 | 0 | 0 |
| Arrest Overview | | Incest | 0 | 0 | 0 | 0 |
| Total Arrests | 8 | Statutory Rape | 0 | 0 | 0 | 0 |
| Adult Arrests | 5 | Aggravated Assault | 4 | 1 | 1 | 0 |
| Juvenile Arrests | 3 | Simple Assault | 3 | 2 | 1 | 1 |
| Unknown Age | 0 | Intimidation | 0 | 0 | 0 | 0 |
| Arrests per 100,000 population | 1,296.6 | Stalking | 0 | 0 | 0 | 0 |
| | | Commercial Sex Acts | 0 | 0 | 0 | 0 |
| Average number offenses/incident | 1.07 | Involuntary Servitude | 0 | 0 | 0 | 0 |
| Domestic Violence Victims | | Crimes Against Property | | | | |
| Offense | Reported | Cleared | | | | |
| Murder | 0 | 0 | Arson | 0 | 0 | 0 |
| Aggravated Assault | 2 | 0 | Bribery | 0 | 0 | 0 |
| Simple Assault | 3 | 2 | Burglary | 1 | 0 | 0 |
| Intimidation | 0 | 0 | Counterfeiting/Forgery | 2 | 2 | 2 |
| Stalking | 0 | 0 | Destruction/Damage/Vandalism | 0 | 0 | 0 |
| Forcible Rape | 0 | 0 | Embezzlement | 0 | 0 | 0 |
| Forcible Sodomy | 0 | 0 | Extortion/Blackmail | 0 | 0 | 0 |
| Sexual Assault W/Object | 0 | 0 | Fraud - False Pretenses | 0 | 0 | 0 |
| Forcible Fondling | 0 | 0 | Fraud - Credit Card/ATM | 1 | 0 | 0 |
| Incest | 0 | 0 | Fraud - Impersonation | 0 | 0 | 0 |
| Statutory Rape | 0 | 0 | Fraud - Welfare | 0 | 0 | 0 |
| Kidnapping/Abduction | 0 | 0 | Fraud - Wire | 0 | 0 | 0 |
| Commercial Sex Acts | 0 | 0 | Fraud - Identity Theft | 0 | 0 | 0 |
| Involuntary Servitude | 0 | 0 | Fraud - Computer Hacking/Invasion | 0 | 0 | 0 |
| Total | 5 | 2 | Robbery | 0 | 0 | 0 |
| | | | Theft - Pocket-picking | 0 | 0 | 0 |
| | | | Theft - Purse Snatching | 0 | 0 | 0 |
| | | | Theft - Shoplifting | 0 | 0 | 0 |
| Group B Arrests | | | Theft From Building | 3 | 0 | 0 |
| Offense | Adult | Juvenile | Theft From Coin Machine | 0 | 0 | 0 |
| Bad Checks | 0 | 0 | Theft From Motor Vehicle | 0 | 0 | 0 |
| Curfew/Vagrancy | 0 | 0 | Theft of Motor Vehicle Parts | 0 | 0 | 0 |
| Disorderly Conduct | 0 | 0 | Theft - All Other Larceny | 1 | 1 | 0 |
| DUI | 0 | 0 | Motor Vehicle Theft | 1 | 1 | 0 |
| Drunkenness | 0 | 0 | Stolen Property Offenses | 0 | 0 | 0 |
| Family-Non Violent | 0 | 0 | | | | |
| Liquor Law Violations | 0 | 0 | | | | |
| Peeping Tom | 0 | 0 | | | | |
| Runaway | 0 | 0 | | | | |
| Trespass | 0 | 0 | | | | |
| All Other Offenses | 1 | 0 | | | | |
| Total Group B | 1 | 0 | | | | |

(*) Offenses are counted using the FBI Units of Count for Crime

(**) The 'Arrests' column shows arrests made for incidents during the selected period, regardless of arrest date. Arrest counts for the same period may change over time.

This report is valid as of May 06, 2019 and is subject to change

Trimble Police Department - NIBRS Agency Crime Overview - 2018

| Crimes Against Society | | | | |
|------------------------------------|-----------|----------|----------|----------|
| Animal Cruelty | 0 | 0 | 0 | 0 |
| Drug/Narcotic Violations | 0 | 0 | 0 | 0 |
| Drug/Narcotic Equipment Violations | 0 | 0 | 0 | 0 |
| Gambling - Betting/Wagering | 0 | 0 | 0 | 0 |
| Gambling - Operating/Promoting | 0 | 0 | 0 | 0 |
| Gambling - Equipment Violations | 0 | 0 | 0 | 0 |
| Gambling - Sports Tampering | 0 | 0 | 0 | 0 |
| Pornography/Obscene Material | 0 | 0 | 0 | 0 |
| Prostitution | 0 | 0 | 0 | 0 |
| Prostitution Assisting/Promoting | 0 | 0 | 0 | 0 |
| Purchasing Prostitution | 0 | 0 | 0 | 0 |
| Weapon Law Violations | 0 | 0 | 0 | 0 |
| Total Group A Offenses | 16 | 7 | 4 | 3 |

(*) Offenses are counted using the FBI Units of Count for Crime

(**) The 'Arrests' column shows arrests made for incidents during the selected period, regardless of arrest date. Arrest counts for the same period may change over time.

Troy Police Department - NIBRS Agency Crime Overview - 2018

| Crimes Against Society | | | | |
|------------------------------------|-----------|-----------|-----------|----------|
| Animal Cruelty | 0 | 0 | 0 | 0 |
| Drug/Narcotic Violations | 4 | 4 | 4 | 0 |
| Drug/Narcotic Equipment Violations | 0 | 0 | 0 | 0 |
| Gambling - Betting/Wagering | 0 | 0 | 0 | 0 |
| Gambling - Operating/Promoting | 0 | 0 | 0 | 0 |
| Gambling - Equipment Violations | 0 | 0 | 0 | 0 |
| Gambling - Sports Tampering | 0 | 0 | 0 | 0 |
| Pornography/Obscene Material | 0 | 0 | 0 | 0 |
| Prostitution | 0 | 0 | 0 | 0 |
| Prostitution Assisting/Promoting | 0 | 0 | 0 | 0 |
| Purchasing Prostitution | 0 | 0 | 0 | 0 |
| Weapon Law Violations | 0 | 0 | 0 | 0 |
| Total Group A Offenses | 36 | 23 | 18 | 1 |

(*) Offenses are counted using the FBI Units of Count for Crime

(**) The 'Arrests' column shows arrests made for incidents during the selected period, regardless of arrest date. Arrest counts for the same period may change over time.

Tulahoma Police Department - NIBRS Agency Crime Overview - 2018

| 2017 Population Estimate | 19,229 | Offenses (*) | | Arrests (**) | | | |
|---------------------------------------|-----------------|----------------------------------|-----------------------------------|--------------|----------|-----|----|
| | | Reported | Cleared | Adult | Juvenile | | |
| Offense Overview | | Group A Offenses | | | | | |
| Crimes Against Persons | | Crimes Against Persons | | | | | |
| Offense Total | 1,679 | Murder | 0 | 0 | 0 | 0 | |
| Number Cleared | 835 | Negligent Manslaughter | 0 | 0 | 0 | 0 | |
| Percent Cleared | 49.73 % | Negligent Vehicular Manslaughter | 0 | 0 | 0 | 0 | |
| Group A Crimes per 100,000 population | 8,731.6 | Kidnapping/Abduction | 0 | 0 | 0 | 0 | |
| | | Forcible Rape | 9 | 1 | 0 | 0 | |
| | | Forcible Sodomy | 0 | 0 | 0 | 0 | |
| | | Sexual Assault W/Object | 0 | 0 | 0 | 0 | |
| Arrest Overview | | Forcible Fondling | 8 | 1 | 0 | 0 | |
| Total Arrests | 1,024 | Incest | 0 | 0 | 0 | 0 | |
| Adult Arrests | 936 | Statutory Rape | 0 | 0 | 0 | 0 | |
| Juvenile Arrests | 88 | Aggravated Assault | 92 | 54 | 37 | 4 | |
| Unknown Age | 0 | Simple Assault | 274 | 152 | 114 | 26 | |
| Arrests per 100,000 population | 5,325.3 | Intimidation | 65 | 16 | 9 | 0 | |
| | | Stalking | 2 | 0 | 0 | 0 | |
| | | Commercial Sex Acts | 0 | 0 | 0 | 0 | |
| Average number offenses/incident | 1.20 | Involuntary Servitude | 0 | 0 | 0 | 0 | |
| Domestic Violence Victims | | Crimes Against Property | | | | | |
| Offense | Reported | Cleared | | | | | |
| Murder | 0 | 0 | Arson | 1 | 0 | 0 | 0 |
| Aggravated Assault | 32 | 22 | Bribery | 0 | 0 | 0 | 0 |
| Simple Assault | 159 | 95 | Burglary | 77 | 8 | 8 | 0 |
| Intimidation | 27 | 14 | Counterfeiting/Forgery | 26 | 8 | 4 | 1 |
| Stalking | 1 | 0 | Destruction/Damage/Vandalism | 138 | 29 | 14 | 1 |
| Forcible Rape | 5 | 1 | Embezzlement | 11 | 8 | 7 | 0 |
| Forcible Sodomy | 0 | 0 | Extortion/Blackmail | 0 | 0 | 0 | 0 |
| Sexual Assault W/Object | 0 | 0 | Fraud - False Pretenses | 50 | 15 | 10 | 0 |
| Forcible Fondling | 1 | 0 | Fraud - Credit Card/ATM | 24 | 7 | 3 | 0 |
| Incest | 0 | 0 | Fraud - Impersonation | 10 | 10 | 8 | 0 |
| Statutory Rape | 0 | 0 | Fraud - Welfare | 0 | 0 | 0 | 0 |
| Kidnapping/Abduction | 0 | 0 | Fraud - Wire | 3 | 0 | 0 | 0 |
| Commercial Sex Acts | 0 | 0 | Fraud - Identity Theft | 0 | 0 | 0 | 0 |
| Involuntary Servitude | 0 | 0 | Fraud - Computer Hacking/Invasion | 0 | 0 | 0 | 0 |
| Total | 225 | 132 | Robbery | 5 | 2 | 3 | 2 |
| | | | Theft - Pocket-picking | 1 | 0 | 0 | 0 |
| Group B Arrests | | | Theft - Purse Snatching | 0 | 0 | 0 | 0 |
| Offense | Adult | Juvenile | Theft - Shoplifting | 205 | 156 | 179 | 15 |
| Bad Checks | 0 | 0 | Theft From Building | 107 | 28 | 20 | 2 |
| Curfew/Vagrancy | 0 | 0 | Theft From Coin Machine | 1 | 1 | 0 | 3 |
| Disorderly Conduct | 44 | 5 | Theft From Motor Vehicle | 78 | 12 | 11 | 0 |
| DUI | 66 | 0 | Theft of Motor Vehicle Parts | 23 | 1 | 0 | 0 |
| Drunkenness | 78 | 0 | Theft - All Other Larceny | 93 | 13 | 7 | 1 |
| Family-Non Violent | 1 | 0 | Motor Vehicle Theft | 43 | 12 | 7 | 1 |
| Liquor Law Violations | 13 | 5 | Stolen Property Offenses | 8 | 7 | 8 | 1 |
| Peeping Tom | 1 | 0 | | | | | |
| Runaway | 0 | 0 | | | | | |
| Trespass | 35 | 0 | | | | | |
| All Other Offenses | 41 | 6 | | | | | |
| Total Group B | 279 | 16 | | | | | |

(*) Offenses are counted using the FBI Units of Count for Crime

(**) The 'Arrests' column shows arrests made for incidents during the selected period, regardless of arrest date. Arrest counts for the same period may change over time.

This report is valid as of May 06, 2019 and is subject to change

Tulahoma Police Department - NIBRS Agency Crime Overview - 2018

| Crimes Against Society | | | | |
|------------------------------------|--------------|------------|------------|-----------|
| Animal Cruelty | 2 | 2 | 3 | 0 |
| Drug/Narcotic Violations | 197 | 173 | 170 | 11 |
| Drug/Narcotic Equipment Violations | 108 | 105 | 33 | 1 |
| Gambling - Betting/Wagering | 0 | 0 | 0 | 0 |
| Gambling - Operating/Promoting | 0 | 0 | 0 | 0 |
| Gambling - Equipment Violations | 0 | 0 | 0 | 0 |
| Gambling - Sports Tampering | 0 | 0 | 0 | 0 |
| Pornography/Obscene Material | 3 | 1 | 0 | 0 |
| Prostitution | 1 | 1 | 0 | 0 |
| Prostitution Assisting/Promoting | 0 | 0 | 0 | 0 |
| Purchasing Prostitution | 0 | 0 | 0 | 0 |
| Weapon Law Violations | 14 | 12 | 2 | 3 |
| Total Group A Offenses | 1,679 | 835 | 657 | 72 |

(*) Offenses are counted using the FBI Units of Count for Crime

(**) The 'Arrests' column shows arrests made for incidents during the selected period, regardless of arrest date. Arrest counts for the same period may change over time.

Tusculum Police Department - NIBRS Agency Crime Overview - 2018

| 2017 Population Estimate | | 2,691 | | Offenses (*) | | Arrests (**) | |
|---------------------------------------|-----------|----------------------------------|-----------------------------------|-------------------------|---------|--------------|----------|
| Offense Overview | | Crimes Against Persons | | Reported | Cleared | Adult | Juvenile |
| Offense Total | 14 | Murder | | 0 | 0 | 0 | 0 |
| Number Cleared | 10 | Negligent Manslaughter | | 0 | 0 | 0 | 0 |
| Percent Cleared | 71.43 % | Negligent Vehicular Manslaughter | | 0 | 0 | 0 | 0 |
| Group A Crimes per 100,000 population | 520.3 | Kidnapping/Abduction | | 0 | 0 | 0 | 0 |
| | | Forcible Rape | | 0 | 0 | 0 | 0 |
| | | Forcible Sodomy | | 0 | 0 | 0 | 0 |
| | | Sexual Assault W/Object | | 0 | 0 | 0 | 0 |
| | | Forcible Fondling | | 2 | 0 | 0 | 0 |
| | | Incest | | 0 | 0 | 0 | 0 |
| | | Statutory Rape | | 0 | 0 | 0 | 0 |
| | | Aggravated Assault | | 0 | 0 | 0 | 0 |
| | | Simple Assault | | 4 | 4 | 4 | 0 |
| | | Intimidation | | 0 | 0 | 0 | 0 |
| | | Stalking | | 0 | 0 | 0 | 0 |
| | | Commercial Sex Acts | | 0 | 0 | 0 | 0 |
| | | Involuntary Servitude | | 0 | 0 | 0 | 0 |
| | | Average number offenses/incident | 1.17 | | | | |
| Domestic Violence Victims | | | | Crimes Against Property | | | |
| Offense | Reported | Cleared | | | | | |
| Murder | 0 | 0 | Arson | 0 | 0 | 0 | 0 |
| Aggravated Assault | 0 | 0 | Bribery | 0 | 0 | 0 | 0 |
| Simple Assault | 3 | 3 | Burglary | 0 | 0 | 0 | 0 |
| Intimidation | 0 | 0 | Counterfeiting/Forgery | 0 | 0 | 0 | 0 |
| Stalking | 0 | 0 | Destruction/Damage/Vandalism | 0 | 0 | 0 | 0 |
| Forcible Rape | 0 | 0 | Embezzlement | 0 | 0 | 0 | 0 |
| Forcible Sodomy | 0 | 0 | Extortion/Blackmail | 0 | 0 | 0 | 0 |
| Sexual Assault W/Object | 0 | 0 | Fraud - False Pretenses | 0 | 0 | 0 | 0 |
| Forcible Fondling | 0 | 0 | Fraud - Credit Card/ATM | 0 | 0 | 0 | 0 |
| Incest | 0 | 0 | Fraud - Impersonation | 0 | 0 | 0 | 0 |
| Statutory Rape | 0 | 0 | Fraud - Welfare | 0 | 0 | 0 | 0 |
| Kidnapping/Abduction | 0 | 0 | Fraud - Wire | 0 | 0 | 0 | 0 |
| Commercial Sex Acts | 0 | 0 | Fraud - Identity Theft | 0 | 0 | 0 | 0 |
| Involuntary Servitude | 0 | 0 | Fraud - Computer Hacking/Invasion | 0 | 0 | 0 | 0 |
| Total | 3 | 3 | Robbery | 0 | 0 | 0 | 0 |
| | | | Theft - Pocket-picking | 0 | 0 | 0 | 0 |
| | | | Theft - Purse Snatching | 0 | 0 | 0 | 0 |
| | | | Theft - Shoplifting | 0 | 0 | 0 | 0 |
| | | | Theft From Building | 0 | 0 | 0 | 0 |
| | | | Theft From Coin Machine | 0 | 0 | 0 | 0 |
| | | | Theft From Motor Vehicle | 1 | 0 | 0 | 0 |
| | | | Theft of Motor Vehicle Parts | 0 | 0 | 0 | 0 |
| | | | Theft - All Other Larceny | 0 | 0 | 0 | 0 |
| | | | Motor Vehicle Theft | 0 | 0 | 0 | 0 |
| | | | Stolen Property Offenses | 0 | 0 | 0 | 0 |
| Group B Arrests | | | | | | | |
| Offense | Adult | Juvenile | | | | | |
| Bad Checks | 0 | 0 | | | | | |
| Curfew/Vagrancy | 0 | 0 | | | | | |
| Disorderly Conduct | 0 | 0 | | | | | |
| DUI | 3 | 0 | | | | | |
| Drunkenness | 5 | 2 | | | | | |
| Family-Non Violent | 0 | 0 | | | | | |
| Liquor Law Violations | 3 | 3 | | | | | |
| Peeping Tom | 0 | 0 | | | | | |
| Runaway | 0 | 0 | | | | | |
| Trespass | 0 | 0 | | | | | |
| All Other Offenses | 0 | 0 | | | | | |
| Total Group B | 11 | 5 | | | | | |

(*) Offenses are counted using the FBI Units of Count for Crime

(**) The 'Arrests' column shows arrests made for incidents during the selected period, regardless of arrest date. Arrest counts for the same period may change over time.

This report is valid as of May 06, 2019 and is subject to change

Tusculum Police Department - NIBRS Agency Crime Overview - 2018

| Crimes Against Society | | | | |
|------------------------------------|-----------|-----------|-----------|----------|
| Animal Cruelty | 0 | 0 | 0 | 0 |
| Drug/Narcotic Violations | 5 | 4 | 5 | 0 |
| Drug/Narcotic Equipment Violations | 2 | 2 | 1 | 0 |
| Gambling - Betting/Wagering | 0 | 0 | 0 | 0 |
| Gambling - Operating/Promoting | 0 | 0 | 0 | 0 |
| Gambling - Equipment Violations | 0 | 0 | 0 | 0 |
| Gambling - Sports Tampering | 0 | 0 | 0 | 0 |
| Pornography/Obscene Material | 0 | 0 | 0 | 0 |
| Prostitution | 0 | 0 | 0 | 0 |
| Prostitution Assisting/Promoting | 0 | 0 | 0 | 0 |
| Purchasing Prostitution | 0 | 0 | 0 | 0 |
| Weapon Law Violations | 0 | 0 | 0 | 0 |
| Total Group A Offenses | 14 | 10 | 10 | 0 |

(*) Offenses are counted using the FBI Units of Count for Crime

(**) The 'Arrests' column shows arrests made for incidents during the selected period, regardless of arrest date. Arrest counts for the same period may change over time.

Union City Police Department - NIBRS Agency Crime Overview - 2018

| 2017 Population Estimate | | 10,420 | | Offenses (*) | | Arrests (**) | |
|---------------------------------------|----------|-----------------------------------|------------|--------------|---------|--------------|----------|
| Offense Overview | | Group A Offenses | | Reported | Cleared | Adult | Juvenile |
| | | Crimes Against Persons | | | | | |
| Offense Total | 1,439 | Murder | | 0 | 0 | 0 | 0 |
| Number Cleared | 595 | Negligent Manslaughter | | 0 | 0 | 0 | 0 |
| Percent Cleared | 41.35 % | Negligent Vehicular Manslaughter | | 0 | 0 | 0 | 0 |
| Group A Crimes per 100,000 population | 13,810.0 | Kidnapping/Abduction | | 1 | 0 | 0 | 0 |
| | | Forcible Rape | | 2 | 0 | 0 | 0 |
| | | Forcible Sodomy | | 1 | 0 | 0 | 0 |
| | | Sexual Assault W/Object | | 0 | 0 | 0 | 0 |
| | | Forcible Fondling | | 6 | 1 | 1 | 0 |
| | | Incest | | 0 | 0 | 0 | 0 |
| | | Statutory Rape | | 2 | 0 | 0 | 0 |
| | | Aggravated Assault | | 54 | 39 | 27 | 1 |
| | | Simple Assault | | 240 | 142 | 96 | 4 |
| | | Intimidation | | 91 | 24 | 15 | 0 |
| | | Stalking | | 9 | 3 | 3 | 0 |
| | | Commercial Sex Acts | | 0 | 0 | 0 | 0 |
| | | Involuntary Servitude | | 0 | 0 | 0 | 0 |
| | | Crimes Against Property | | | | | |
| | | Arson | | 0 | 0 | 0 | 0 |
| | | Bribery | | 1 | 1 | 1 | 0 |
| | | Burglary | | 102 | 16 | 12 | 4 |
| | | Counterfeiting/Forgery | | 50 | 22 | 23 | 0 |
| | | Destruction/Damage/Vandalism | | 128 | 20 | 11 | 0 |
| | | Embezzlement | | 12 | 8 | 7 | 0 |
| | | Extortion/Blackmail | | 1 | 1 | 1 | 0 |
| | | Fraud - False Pretenses | | 90 | 36 | 17 | 0 |
| | | Fraud - Credit Card/ATM | | 12 | 0 | 0 | 0 |
| | | Fraud - Impersonation | | 5 | 3 | 3 | 0 |
| | | Fraud - Welfare | | 0 | 0 | 0 | 0 |
| | | Fraud - Wire | | 4 | 0 | 0 | 0 |
| | | Fraud - Identity Theft | | 0 | 0 | 0 | 0 |
| | | Fraud - Computer Hacking/Invasion | | 0 | 0 | 0 | 0 |
| | | Robbery | | 4 | 2 | 3 | 0 |
| | | Theft - Pocket-picking | | 0 | 0 | 0 | 0 |
| | | Theft - Purse Snatching | | 0 | 0 | 0 | 0 |
| | | Theft - Shoplifting | | 170 | 95 | 98 | 7 |
| | | Theft From Building | | 101 | 11 | 11 | 0 |
| | | Theft From Coin Machine | | 2 | 0 | 0 | 0 |
| | | Theft From Motor Vehicle | | 58 | 5 | 4 | 5 |
| | | Theft of Motor Vehicle Parts | | 14 | 2 | 2 | 0 |
| | | Theft - All Other Larceny | | 86 | 4 | 3 | 1 |
| | | Motor Vehicle Theft | | 15 | 6 | 7 | 0 |
| | | Stolen Property Offenses | | 16 | 7 | 7 | 0 |
| Domestic Violence Victims | | | | | | | |
| Offense | | Reported | Cleared | | | | |
| Murder | | 0 | 0 | | | | |
| Aggravated Assault | | 29 | 27 | | | | |
| Simple Assault | | 146 | 117 | | | | |
| Intimidation | | 22 | 14 | | | | |
| Stalking | | 1 | 0 | | | | |
| Forcible Rape | | 0 | 0 | | | | |
| Forcible Sodomy | | 1 | 0 | | | | |
| Sexual Assault W/Object | | 0 | 0 | | | | |
| Forcible Fondling | | 2 | 0 | | | | |
| Incest | | 0 | 0 | | | | |
| Statutory Rape | | 0 | 0 | | | | |
| Kidnapping/Abduction | | 0 | 0 | | | | |
| Commercial Sex Acts | | 0 | 0 | | | | |
| Involuntary Servitude | | 0 | 0 | | | | |
| Total | | 201 | 158 | | | | |
| Group B Arrests | | | | | | | |
| Offense | | Adult | Juvenile | | | | |
| Bad Checks | | 1 | 0 | | | | |
| Curfew/Vagrancy | | 0 | 6 | | | | |
| Disorderly Conduct | | 7 | 2 | | | | |
| DUI | | 22 | 0 | | | | |
| Drunkenness | | 62 | 0 | | | | |
| Family-Non Violent | | 1 | 0 | | | | |
| Liquor Law Violations | | 22 | 8 | | | | |
| Peeping Tom | | 0 | 0 | | | | |
| Runaway | | 0 | 0 | | | | |
| Trespass | | 50 | 0 | | | | |
| All Other Offenses | | 81 | 10 | | | | |
| Total Group B | | 246 | 26 | | | | |

(*) Offenses are counted using the FBI Units of Count for Crime

(**) The 'Arrests' column shows arrests made for incidents during the selected period, regardless of arrest date. Arrest counts for the same period may change over time.

This report is valid as of May 06, 2019 and is subject to change

Union City Police Department - NIBRS Agency Crime Overview - 2018

| Crimes Against Society | | | | |
|------------------------------------|--------------|------------|------------|-----------|
| Animal Cruelty | 10 | 9 | 9 | 0 |
| Drug/Narcotic Violations | 94 | 84 | 76 | 6 |
| Drug/Narcotic Equipment Violations | 44 | 42 | 15 | 0 |
| Gambling - Betting/Wagering | 0 | 0 | 0 | 0 |
| Gambling - Operating/Promoting | 1 | 1 | 1 | 0 |
| Gambling - Equipment Violations | 0 | 0 | 0 | 0 |
| Gambling - Sports Tampering | 0 | 0 | 0 | 0 |
| Pornography/Obscene Material | 0 | 0 | 0 | 0 |
| Prostitution | 0 | 0 | 0 | 0 |
| Prostitution Assisting/Promoting | 0 | 0 | 0 | 0 |
| Purchasing Prostitution | 0 | 0 | 0 | 0 |
| Weapon Law Violations | 13 | 11 | 6 | 0 |
| Total Group A Offenses | 1,439 | 595 | 459 | 28 |

(*) Offenses are counted using the FBI Units of Count for Crime

(**) The 'Arrests' column shows arrests made for incidents during the selected period, regardless of arrest date. Arrest counts for the same period may change over time.

Vonore City Police Department - NIBRS Agency Crime Overview - 2018

| 2017 Population Estimate | | 1,512 | | Offenses (*) | | Arrests (**) | |
|---------------------------------------|-----------|----------------------------------|-----------------------------------|-------------------------|---------|--------------|----------|
| Offense Overview | | Group A Offenses | | Reported | Cleared | Adult | Juvenile |
| | | Crimes Against Persons | | | | | |
| Offense Total | 178 | Murder | | 0 | 0 | 0 | 0 |
| Number Cleared | 69 | Negligent Manslaughter | | 0 | 0 | 0 | 0 |
| Percent Cleared | 38.76 % | Negligent Vehicular Manslaughter | | 0 | 0 | 0 | 0 |
| Group A Crimes per 100,000 population | 11,772.5 | Kidnapping/Abduction | | 0 | 0 | 0 | 0 |
| | | Forcible Rape | | 1 | 0 | 0 | 0 |
| | | Forcible Sodomy | | 0 | 0 | 0 | 0 |
| | | Sexual Assault W/Object | | 0 | 0 | 0 | 0 |
| | | Forcible Fondling | | 0 | 0 | 0 | 0 |
| | | Incest | | 0 | 0 | 0 | 0 |
| | | Statutory Rape | | 0 | 0 | 0 | 0 |
| | | Aggravated Assault | | 7 | 3 | 2 | 1 |
| | | Simple Assault | | 15 | 4 | 4 | 0 |
| | | Intimidation | | 12 | 1 | 0 | 0 |
| | | Stalking | | 0 | 0 | 0 | 0 |
| | | Commercial Sex Acts | | 0 | 0 | 0 | 0 |
| | | Involuntary Servitude | | 0 | 0 | 0 | 0 |
| | | Average number offenses/incident | 1.26 | | | | |
| Domestic Violence Victims | | | | Crimes Against Property | | | |
| Offense | Reported | Cleared | | | | | |
| Murder | 0 | 0 | Arson | 1 | 0 | 0 | 0 |
| Aggravated Assault | 3 | 2 | Bribery | 0 | 0 | 0 | 0 |
| Simple Assault | 10 | 3 | Burglary | 12 | 0 | 0 | 0 |
| Intimidation | 2 | 0 | Counterfeiting/Forgery | 4 | 0 | 0 | 0 |
| Stalking | 0 | 0 | Destruction/Damage/Vandalism | 14 | 3 | 1 | 0 |
| Forcible Rape | 1 | 0 | Embezzlement | 0 | 0 | 0 | 0 |
| Forcible Sodomy | 0 | 0 | Extortion/Blackmail | 0 | 0 | 0 | 0 |
| Sexual Assault W/Object | 0 | 0 | Fraud - False Pretenses | 6 | 0 | 0 | 0 |
| Forcible Fondling | 0 | 0 | Fraud - Credit Card/ATM | 5 | 2 | 0 | 0 |
| Incest | 0 | 0 | Fraud - Impersonation | 0 | 0 | 0 | 0 |
| Statutory Rape | 0 | 0 | Fraud - Welfare | 0 | 0 | 0 | 0 |
| Kidnapping/Abduction | 0 | 0 | Fraud - Wire | 1 | 0 | 0 | 0 |
| Commercial Sex Acts | 0 | 0 | Fraud - Identity Theft | 1 | 0 | 0 | 0 |
| Involuntary Servitude | 0 | 0 | Fraud - Computer Hacking/Invasion | 0 | 0 | 0 | 0 |
| Total | 16 | 5 | Robbery | 2 | 1 | 0 | 0 |
| | | | Theft - Pocket-picking | 0 | 0 | 0 | 0 |
| | | | Theft - Purse Snatching | 0 | 0 | 0 | 0 |
| | | | Theft - Shoplifting | 10 | 3 | 3 | 0 |
| | | | Theft From Building | 11 | 4 | 3 | 0 |
| | | | Theft From Coin Machine | 0 | 0 | 0 | 0 |
| | | | Theft From Motor Vehicle | 5 | 1 | 0 | 0 |
| | | | Theft of Motor Vehicle Parts | 1 | 1 | 1 | 0 |
| | | | Theft - All Other Larceny | 17 | 2 | 0 | 0 |
| | | | Motor Vehicle Theft | 7 | 1 | 0 | 0 |
| | | | Stolen Property Offenses | 0 | 0 | 0 | 0 |
| Group B Arrests | | | | | | | |
| Offense | Adult | Juvenile | | | | | |
| Bad Checks | 0 | 0 | | | | | |
| Curfew/Vagrancy | 0 | 0 | | | | | |
| Disorderly Conduct | 0 | 0 | | | | | |
| DUI | 1 | 0 | | | | | |
| Drunkenness | 1 | 0 | | | | | |
| Family-Non Violent | 0 | 0 | | | | | |
| Liquor Law Violations | 2 | 0 | | | | | |
| Peeping Tom | 0 | 0 | | | | | |
| Runaway | 0 | 0 | | | | | |
| Trespass | 0 | 0 | | | | | |
| All Other Offenses | 1 | 0 | | | | | |
| Total Group B | 5 | 0 | | | | | |

(*) Offenses are counted using the FBI Units of Count for Crime

(**) The 'Arrests' column shows arrests made for incidents during the selected period, regardless of arrest date. Arrest counts for the same period may change over time.

This report is valid as of May 06, 2019 and is subject to change

Vonore City Police Department - NIBRS Agency Crime Overview - 2018

| Crimes Against Society | | | | |
|------------------------------------|------------|-----------|-----------|----------|
| Animal Cruelty | 0 | 0 | 0 | 0 |
| Drug/Narcotic Violations | 25 | 23 | 25 | 0 |
| Drug/Narcotic Equipment Violations | 20 | 19 | 6 | 0 |
| Gambling - Betting/Wagering | 0 | 0 | 0 | 0 |
| Gambling - Operating/Promoting | 0 | 0 | 0 | 0 |
| Gambling - Equipment Violations | 0 | 0 | 0 | 0 |
| Gambling - Sports Tampering | 0 | 0 | 0 | 0 |
| Pornography/Obscene Material | 0 | 0 | 0 | 0 |
| Prostitution | 0 | 0 | 0 | 0 |
| Prostitution Assisting/Promoting | 0 | 0 | 0 | 0 |
| Purchasing Prostitution | 0 | 0 | 0 | 0 |
| Weapon Law Violations | 1 | 1 | 0 | 0 |
| Total Group A Offenses | 178 | 69 | 45 | 1 |

(*) Offenses are counted using the FBI Units of Count for Crime

(**) The 'Arrests' column shows arrests made for incidents during the selected period, regardless of arrest date. Arrest counts for the same period may change over time.

Wartburg Police Department - NIBRS Agency Crime Overview - 2018

| 2017 Population Estimate | | 902 | | Offenses (*) | | Arrests (**) | |
|---------------------------------------|-----------|----------------------------------|-----------------------------------|-------------------------|---------|--------------|----------|
| Offense Overview | | Crimes Against Persons | | Reported | Cleared | Adult | Juvenile |
| Offense Total | 51 | Murder | | 0 | 0 | 0 | 0 |
| Number Cleared | 42 | Negligent Manslaughter | | 0 | 0 | 0 | 0 |
| Percent Cleared | 82.35 % | Negligent Vehicular Manslaughter | | 0 | 0 | 0 | 0 |
| Group A Crimes per 100,000 population | 5,654.1 | Kidnapping/Abduction | | 0 | 0 | 0 | 0 |
| | | Forcible Rape | | 0 | 0 | 0 | 0 |
| | | Forcible Sodomy | | 0 | 0 | 0 | 0 |
| | | Sexual Assault W/Object | | 0 | 0 | 0 | 0 |
| | | Forcible Fondling | | 0 | 0 | 0 | 0 |
| | | Incest | | 0 | 0 | 0 | 0 |
| | | Statutory Rape | | 0 | 0 | 0 | 0 |
| | | Aggravated Assault | | 7 | 6 | 3 | 0 |
| | | Simple Assault | | 1 | 1 | 1 | 0 |
| | | Intimidation | | 0 | 0 | 0 | 0 |
| | | Stalking | | 0 | 0 | 0 | 0 |
| | | Commercial Sex Acts | | 0 | 0 | 0 | 0 |
| | | Involuntary Servitude | | 0 | 0 | 0 | 0 |
| | | Average number offenses/incident | 1.24 | | | | |
| Domestic Violence Victims | | | | Crimes Against Property | | | |
| Offense | Reported | Cleared | | Reported | Cleared | Adult | Juvenile |
| Murder | 0 | 0 | Arson | 0 | 0 | 0 | 0 |
| Aggravated Assault | 2 | 2 | Bribery | 0 | 0 | 0 | 0 |
| Simple Assault | 1 | 1 | Burglary | 3 | 1 | 3 | 0 |
| Intimidation | 0 | 0 | Counterfeiting/Forgery | 0 | 0 | 0 | 0 |
| Stalking | 0 | 0 | Destruction/Damage/Vandalism | 1 | 0 | 0 | 0 |
| Forcible Rape | 0 | 0 | Embezzlement | 0 | 0 | 0 | 0 |
| Forcible Sodomy | 0 | 0 | Extortion/Blackmail | 0 | 0 | 0 | 0 |
| Sexual Assault W/Object | 0 | 0 | Fraud - False Pretenses | 0 | 0 | 0 | 0 |
| Forcible Fondling | 0 | 0 | Fraud - Credit Card/ATM | 1 | 1 | 1 | 0 |
| Incest | 0 | 0 | Fraud - Impersonation | 0 | 0 | 0 | 0 |
| Statutory Rape | 0 | 0 | Fraud - Welfare | 0 | 0 | 0 | 0 |
| Kidnapping/Abduction | 0 | 0 | Fraud - Wire | 0 | 0 | 0 | 0 |
| Commercial Sex Acts | 0 | 0 | Fraud - Identity Theft | 0 | 0 | 0 | 0 |
| Involuntary Servitude | 0 | 0 | Fraud - Computer Hacking/Invasion | 0 | 0 | 0 | 0 |
| Total | 3 | 3 | Robbery | 0 | 0 | 0 | 0 |
| | | | Theft - Pocket-picking | 0 | 0 | 0 | 0 |
| | | | Theft - Purse Snatching | 0 | 0 | 0 | 0 |
| | | | Theft - Shoplifting | 4 | 3 | 2 | 0 |
| | | | Theft From Building | 2 | 1 | 1 | 0 |
| | | | Theft From Coin Machine | 0 | 0 | 0 | 0 |
| | | | Theft From Motor Vehicle | 0 | 0 | 0 | 0 |
| | | | Theft of Motor Vehicle Parts | 0 | 0 | 0 | 0 |
| | | | Theft - All Other Larceny | 2 | 0 | 0 | 0 |
| | | | Motor Vehicle Theft | 2 | 1 | 0 | 0 |
| | | | Stolen Property Offenses | 3 | 3 | 3 | 0 |
| Group B Arrests | | | | | | | |
| Offense | Adult | Juvenile | | | | | |
| Bad Checks | 0 | 0 | | | | | |
| Curfew/Vagrancy | 0 | 0 | | | | | |
| Disorderly Conduct | 0 | 0 | | | | | |
| DUI | 3 | 0 | | | | | |
| Drunkenness | 3 | 0 | | | | | |
| Family-Non Violent | 1 | 0 | | | | | |
| Liquor Law Violations | 0 | 0 | | | | | |
| Peeping Tom | 0 | 0 | | | | | |
| Runaway | 0 | 0 | | | | | |
| Trespass | 0 | 0 | | | | | |
| All Other Offenses | 5 | 0 | | | | | |
| Total Group B | 12 | 0 | | | | | |

(*) Offenses are counted using the FBI Units of Count for Crime

(**) The 'Arrests' column shows arrests made for incidents during the selected period, regardless of arrest date. Arrest counts for the same period may change over time.

This report is valid as of May 06, 2019 and is subject to change

Wartburg Police Department - NIBRS Agency Crime Overview - 2018

| Crimes Against Society | | | | |
|------------------------------------|-----------|-----------|-----------|----------|
| Animal Cruelty | 0 | 0 | 0 | 0 |
| Drug/Narcotic Violations | 14 | 14 | 15 | 0 |
| Drug/Narcotic Equipment Violations | 11 | 11 | 8 | 0 |
| Gambling - Betting/Wagering | 0 | 0 | 0 | 0 |
| Gambling - Operating/Promoting | 0 | 0 | 0 | 0 |
| Gambling - Equipment Violations | 0 | 0 | 0 | 0 |
| Gambling - Sports Tampering | 0 | 0 | 0 | 0 |
| Pornography/Obscene Material | 0 | 0 | 0 | 0 |
| Prostitution | 0 | 0 | 0 | 0 |
| Prostitution Assisting/Promoting | 0 | 0 | 0 | 0 |
| Purchasing Prostitution | 0 | 0 | 0 | 0 |
| Weapon Law Violations | 0 | 0 | 0 | 0 |
| Total Group A Offenses | 51 | 42 | 37 | 0 |

(*) Offenses are counted using the FBI Units of Count for Crime

(**) The 'Arrests' column shows arrests made for incidents during the selected period, regardless of arrest date. Arrest counts for the same period may change over time.

This report is valid as of May 06, 2019 and is subject to change

Wartrace Police Department - NIBRS Agency Crime Overview - 2018

| 2017 Population Estimate | | 675 | | Offenses (*) | | Arrests (**) | |
|---------------------------------------|----------|----------------------------------|-----------------------------------|-------------------------|---------|--------------|----------|
| Offense Overview | | Crimes Against Persons | | Reported | Cleared | Adult | Juvenile |
| Offense Total | 0 | Murder | | 0 | 0 | 0 | 0 |
| Number Cleared | 0 | Negligent Manslaughter | | 0 | 0 | 0 | 0 |
| Percent Cleared | 0.00 % | Negligent Vehicular Manslaughter | | 0 | 0 | 0 | 0 |
| Group A Crimes per 100,000 population | 0.0 | Kidnapping/Abduction | | 0 | 0 | 0 | 0 |
| | | Forcible Rape | | 0 | 0 | 0 | 0 |
| | | Forcible Sodomy | | 0 | 0 | 0 | 0 |
| | | Sexual Assault W/Object | | 0 | 0 | 0 | 0 |
| | | Forcible Fondling | | 0 | 0 | 0 | 0 |
| | | Incest | | 0 | 0 | 0 | 0 |
| | | Statutory Rape | | 0 | 0 | 0 | 0 |
| | | Aggravated Assault | | 0 | 0 | 0 | 0 |
| | | Simple Assault | | 0 | 0 | 0 | 0 |
| | | Intimidation | | 0 | 0 | 0 | 0 |
| | | Stalking | | 0 | 0 | 0 | 0 |
| | | Commercial Sex Acts | | 0 | 0 | 0 | 0 |
| | | Involuntary Servitude | | 0 | 0 | 0 | 0 |
| | | Average number offenses/incident | 0.00 | | | | |
| Domestic Violence Victims | | | | Crimes Against Property | | | |
| Offense | Reported | Cleared | | Reported | Cleared | Adult | Juvenile |
| Murder | 0 | 0 | Arson | 0 | 0 | 0 | 0 |
| Aggravated Assault | 0 | 0 | Bribery | 0 | 0 | 0 | 0 |
| Simple Assault | 0 | 0 | Burglary | 0 | 0 | 0 | 0 |
| Intimidation | 0 | 0 | Counterfeiting/Forgery | 0 | 0 | 0 | 0 |
| Stalking | 0 | 0 | Destruction/Damage/Vandalism | 0 | 0 | 0 | 0 |
| Forcible Rape | 0 | 0 | Embezzlement | 0 | 0 | 0 | 0 |
| Forcible Sodomy | 0 | 0 | Extortion/Blackmail | 0 | 0 | 0 | 0 |
| Sexual Assault W/Object | 0 | 0 | Fraud - False Pretenses | 0 | 0 | 0 | 0 |
| Forcible Fondling | 0 | 0 | Fraud - Credit Card/ATM | 0 | 0 | 0 | 0 |
| Incest | 0 | 0 | Fraud - Impersonation | 0 | 0 | 0 | 0 |
| Statutory Rape | 0 | 0 | Fraud - Welfare | 0 | 0 | 0 | 0 |
| Kidnapping/Abduction | 0 | 0 | Fraud - Wire | 0 | 0 | 0 | 0 |
| Commercial Sex Acts | 0 | 0 | Fraud - Identity Theft | 0 | 0 | 0 | 0 |
| Involuntary Servitude | 0 | 0 | Fraud - Computer Hacking/Invasion | 0 | 0 | 0 | 0 |
| Total | 0 | 0 | Robbery | 0 | 0 | 0 | 0 |
| | | | Theft - Pocket-picking | 0 | 0 | 0 | 0 |
| | | | Theft - Purse Snatching | 0 | 0 | 0 | 0 |
| | | | Theft - Shoplifting | 0 | 0 | 0 | 0 |
| | | | Theft From Building | 0 | 0 | 0 | 0 |
| | | | Theft From Coin Machine | 0 | 0 | 0 | 0 |
| | | | Theft From Motor Vehicle | 0 | 0 | 0 | 0 |
| | | | Theft of Motor Vehicle Parts | 0 | 0 | 0 | 0 |
| | | | Theft - All Other Larceny | 0 | 0 | 0 | 0 |
| | | | Motor Vehicle Theft | 0 | 0 | 0 | 0 |
| | | | Stolen Property Offenses | 0 | 0 | 0 | 0 |
| Group B Arrests | | | | | | | |
| Offense | Adult | Juvenile | | | | | |
| Bad Checks | 0 | 0 | | | | | |
| Curfew/Vagrancy | 0 | 0 | | | | | |
| Disorderly Conduct | 0 | 0 | | | | | |
| DUI | 0 | 0 | | | | | |
| Drunkenness | 0 | 0 | | | | | |
| Family-Non Violent | 0 | 0 | | | | | |
| Liquor Law Violations | 0 | 0 | | | | | |
| Peeping Tom | 0 | 0 | | | | | |
| Runaway | 0 | 0 | | | | | |
| Trespass | 0 | 0 | | | | | |
| All Other Offenses | 0 | 0 | | | | | |
| Total Group B | 0 | 0 | | | | | |

(*) Offenses are counted using the FBI Units of Count for Crime

(**) The 'Arrests' column shows arrests made for incidents during the selected period, regardless of arrest date. Arrest counts for the same period may change over time.

This report is valid as of May 06, 2019 and is subject to change

Wartrace Police Department - NIBRS Agency Crime Overview - 2018

| Crimes Against Society | | | | |
|------------------------------------|----------|----------|----------|----------|
| Animal Cruelty | 0 | 0 | 0 | 0 |
| Drug/Narcotic Violations | 0 | 0 | 0 | 0 |
| Drug/Narcotic Equipment Violations | 0 | 0 | 0 | 0 |
| Gambling - Betting/Wagering | 0 | 0 | 0 | 0 |
| Gambling - Operating/Promoting | 0 | 0 | 0 | 0 |
| Gambling - Equipment Violations | 0 | 0 | 0 | 0 |
| Gambling - Sports Tampering | 0 | 0 | 0 | 0 |
| Pornography/Obscene Material | 0 | 0 | 0 | 0 |
| Prostitution | 0 | 0 | 0 | 0 |
| Prostitution Assisting/Promoting | 0 | 0 | 0 | 0 |
| Purchasing Prostitution | 0 | 0 | 0 | 0 |
| Weapon Law Violations | 0 | 0 | 0 | 0 |
| Total Group A Offenses | 0 | 0 | 0 | 0 |

Please go to <https://crimeinsight.tbi.tn.gov/> for additional 2018 data

(*) Offenses are counted using the FBI Units of Count for Crime

(**) The 'Arrests' column shows arrests made for incidents during the selected period, regardless of arrest date. Arrest counts for the same period may change over time.

Watertown Police Department - NIBRS Agency Crime Overview - 2018

| 2017 Population Estimate | 1,530 | Offenses (*) | | Arrests (**) | | | |
|---------------------------------------|-----------------|----------------------------------|-----------------------------------|--------------|----------|---|---|
| | | Reported | Cleared | Adult | Juvenile | | |
| Offense Overview | | Group A Offenses | | | | | |
| Crimes Against Persons | | | | | | | |
| Offense Total | 19 | Murder | 0 | 0 | 0 | 0 | |
| Number Cleared | 5 | Negligent Manslaughter | 0 | 0 | 0 | 0 | |
| Percent Cleared | 26.32 % | Negligent Vehicular Manslaughter | 0 | 0 | 0 | 0 | |
| Group A Crimes per 100,000 population | 1,241.8 | Kidnapping/Abduction | 0 | 0 | 0 | 0 | |
| | | Forcible Rape | 0 | 0 | 0 | 0 | |
| | | Forcible Sodomy | 0 | 0 | 0 | 0 | |
| | | Sexual Assault W/Object | 0 | 0 | 0 | 0 | |
| | | Forcible Fondling | 0 | 0 | 0 | 0 | |
| Arrest Overview | | Incest | 0 | 0 | 0 | 0 | |
| Total Arrests | 12 | Statutory Rape | 0 | 0 | 0 | 0 | |
| Adult Arrests | 12 | Aggravated Assault | 1 | 0 | 0 | 0 | |
| Juvenile Arrests | 0 | Simple Assault | 6 | 4 | 3 | 0 | |
| Unknown Age | 0 | Intimidation | 0 | 0 | 0 | 0 | |
| Arrests per 100,000 population | 784.3 | Stalking | 0 | 0 | 0 | 0 | |
| | | Commercial Sex Acts | 0 | 0 | 0 | 0 | |
| Average number offenses/incident | 1.00 | Involuntary Servitude | 0 | 0 | 0 | 0 | |
| Domestic Violence Victims | | Crimes Against Property | | | | | |
| Offense | Reported | Cleared | | | | | |
| Murder | 0 | 0 | Arson | 0 | 0 | 0 | 0 |
| Aggravated Assault | 1 | 0 | Bribery | 0 | 0 | 0 | 0 |
| Simple Assault | 5 | 3 | Burglary | 3 | 0 | 0 | 0 |
| Intimidation | 0 | 0 | Counterfeiting/Forgery | 0 | 0 | 0 | 0 |
| Stalking | 0 | 0 | Destruction/Damage/Vandalism | 0 | 0 | 0 | 0 |
| Forcible Rape | 0 | 0 | Embezzlement | 0 | 0 | 0 | 0 |
| Forcible Sodomy | 0 | 0 | Extortion/Blackmail | 0 | 0 | 0 | 0 |
| Sexual Assault W/Object | 0 | 0 | Fraud - False Pretenses | 0 | 0 | 0 | 0 |
| Forcible Fondling | 0 | 0 | Fraud - Credit Card/ATM | 0 | 0 | 0 | 0 |
| Incest | 0 | 0 | Fraud - Impersonation | 0 | 0 | 0 | 0 |
| Statutory Rape | 0 | 0 | Fraud - Welfare | 0 | 0 | 0 | 0 |
| Kidnapping/Abduction | 0 | 0 | Fraud - Wire | 0 | 0 | 0 | 0 |
| Commercial Sex Acts | 0 | 0 | Fraud - Identity Theft | 0 | 0 | 0 | 0 |
| Involuntary Servitude | 0 | 0 | Fraud - Computer Hacking/Invasion | 0 | 0 | 0 | 0 |
| Total | 6 | 3 | Robbery | 0 | 0 | 0 | 0 |
| | | | Theft - Pocket-picking | 1 | 0 | 0 | 0 |
| | | | Theft - Purse Snatching | 0 | 0 | 0 | 0 |
| | | | Theft - Shoplifting | 0 | 0 | 0 | 0 |
| Group B Arrests | | | Theft From Building | 1 | 0 | 0 | 0 |
| Offense | Adult | Juvenile | Theft From Coin Machine | 0 | 0 | 0 | 0 |
| Bad Checks | 0 | 0 | Theft From Motor Vehicle | 0 | 0 | 0 | 0 |
| Curfew/Vagrancy | 0 | 0 | Theft of Motor Vehicle Parts | 0 | 0 | 0 | 0 |
| Disorderly Conduct | 0 | 0 | Theft - All Other Larceny | 4 | 0 | 0 | 0 |
| DUI | 0 | 0 | Motor Vehicle Theft | 1 | 0 | 0 | 0 |
| Drunkenness | 2 | 0 | Stolen Property Offenses | 0 | 0 | 0 | 0 |
| Family-Non Violent | 0 | 0 | | | | | |
| Liquor Law Violations | 0 | 0 | | | | | |
| Peeping Tom | 0 | 0 | | | | | |
| Runaway | 0 | 0 | | | | | |
| Trespass | 0 | 0 | | | | | |
| All Other Offenses | 6 | 0 | | | | | |
| Total Group B | 8 | 0 | | | | | |

(*) Offenses are counted using the FBI Units of Count for Crime

(**) The 'Arrests' column shows arrests made for incidents during the selected period, regardless of arrest date. Arrest counts for the same period may change over time.

This report is valid as of May 06, 2019 and is subject to change

Watertown Police Department - NIBRS Agency Crime Overview - 2018

| Crimes Against Society | | | | |
|------------------------------------|-----------|----------|----------|----------|
| Animal Cruelty | 0 | 0 | 0 | 0 |
| Drug/Narcotic Violations | 1 | 1 | 1 | 0 |
| Drug/Narcotic Equipment Violations | 0 | 0 | 0 | 0 |
| Gambling - Betting/Wagering | 0 | 0 | 0 | 0 |
| Gambling - Operating/Promoting | 0 | 0 | 0 | 0 |
| Gambling - Equipment Violations | 0 | 0 | 0 | 0 |
| Gambling - Sports Tampering | 0 | 0 | 0 | 0 |
| Pornography/Obscene Material | 1 | 0 | 0 | 0 |
| Prostitution | 0 | 0 | 0 | 0 |
| Prostitution Assisting/Promoting | 0 | 0 | 0 | 0 |
| Purchasing Prostitution | 0 | 0 | 0 | 0 |
| Weapon Law Violations | 0 | 0 | 0 | 0 |
| Total Group A Offenses | 19 | 5 | 4 | 0 |

(*) Offenses are counted using the FBI Units of Count for Crime

(**) The 'Arrests' column shows arrests made for incidents during the selected period, regardless of arrest date. Arrest counts for the same period may change over time.

Waverly Police Department - NIBRS Agency Crime Overview - 2018

| 2017 Population Estimate | 4,090 | Offenses (*) | | Arrests (**) | | | |
|---------------------------------------|-----------------|----------------------------------|-----------------------------------|--------------|----------|----|---|
| | | Reported | Cleared | Adult | Juvenile | | |
| Offense Overview | | Group A Offenses | | | | | |
| Crimes Against Persons | | | | | | | |
| Offense Total | 410 | Murder | 0 | 0 | 0 | 0 | |
| Number Cleared | 334 | Negligent Manslaughter | 0 | 0 | 0 | 0 | |
| Percent Cleared | 81.46 % | Negligent Vehicular Manslaughter | 0 | 0 | 0 | 0 | |
| Group A Crimes per 100,000 population | 10,024.4 | Kidnapping/Abduction | 0 | 0 | 0 | 0 | |
| | | Forcible Rape | 1 | 0 | 0 | 0 | |
| | | Forcible Sodomy | 0 | 0 | 0 | 0 | |
| | | Sexual Assault W/Object | 0 | 0 | 0 | 0 | |
| Arrest Overview | | Forcible Fondling | 0 | 0 | 0 | 0 | |
| Total Arrests | 343 | Incest | 0 | 0 | 0 | 0 | |
| Adult Arrests | 320 | Statutory Rape | 0 | 0 | 0 | 0 | |
| Juvenile Arrests | 23 | Aggravated Assault | 6 | 5 | 4 | 1 | |
| Unknown Age | 0 | Simple Assault | 34 | 30 | 26 | 3 | |
| Arrests per 100,000 population | 8,386.3 | Intimidation | 1 | 1 | 0 | 0 | |
| | | Stalking | 0 | 0 | 0 | 0 | |
| | | Commercial Sex Acts | 0 | 0 | 0 | 0 | |
| Average number offenses/incident | 1.29 | Involuntary Servitude | 0 | 0 | 0 | 0 | |
| Domestic Violence Victims | | Crimes Against Property | | | | | |
| Offense | Reported | Cleared | | | | | |
| Murder | 0 | 0 | Arson | 0 | 0 | 0 | 0 |
| Aggravated Assault | 5 | 4 | Bribery | 0 | 0 | 0 | 0 |
| Simple Assault | 26 | 25 | Burglary | 12 | 4 | 0 | 3 |
| Intimidation | 0 | 0 | Counterfeiting/Forgery | 3 | 1 | 0 | 0 |
| Stalking | 0 | 0 | Destruction/Damage/Vandalism | 15 | 6 | 6 | 0 |
| Forcible Rape | 1 | 0 | Embezzlement | 1 | 1 | 1 | 0 |
| Forcible Sodomy | 0 | 0 | Extortion/Blackmail | 0 | 0 | 0 | 0 |
| Sexual Assault W/Object | 0 | 0 | Fraud - False Pretenses | 12 | 5 | 3 | 1 |
| Forcible Fondling | 0 | 0 | Fraud - Credit Card/ATM | 8 | 0 | 0 | 0 |
| Incest | 0 | 0 | Fraud - Impersonation | 4 | 4 | 4 | 0 |
| Statutory Rape | 0 | 0 | Fraud - Welfare | 1 | 1 | 0 | 0 |
| Kidnapping/Abduction | 0 | 0 | Fraud - Wire | 0 | 0 | 0 | 0 |
| Commercial Sex Acts | 0 | 0 | Fraud - Identity Theft | 1 | 0 | 0 | 0 |
| Involuntary Servitude | 0 | 0 | Fraud - Computer Hacking/Invasion | 0 | 0 | 0 | 0 |
| Total | 32 | 29 | Robbery | 2 | 2 | 2 | 0 |
| Group B Arrests | | | Theft - Pocket-picking | 0 | 0 | 0 | 0 |
| Offense | Adult | Juvenile | Theft - Purse Snatching | 0 | 0 | 0 | 0 |
| Bad Checks | 0 | 0 | Theft - Shoplifting | 39 | 33 | 25 | 2 |
| Curfew/Vagrancy | 0 | 0 | Theft From Building | 14 | 4 | 4 | 0 |
| Disorderly Conduct | 3 | 0 | Theft From Coin Machine | 0 | 0 | 0 | 0 |
| DUI | 21 | 0 | Theft From Motor Vehicle | 3 | 0 | 0 | 0 |
| Drunkenness | 9 | 0 | Theft of Motor Vehicle Parts | 2 | 0 | 0 | 0 |
| Family-Non Violent | 0 | 0 | Theft - All Other Larceny | 7 | 4 | 3 | 0 |
| Liquor Law Violations | 16 | 2 | Motor Vehicle Theft | 3 | 0 | 0 | 0 |
| Peeping Tom | 0 | 0 | Stolen Property Offenses | 1 | 0 | 0 | 0 |
| Runaway | 0 | 0 | | | | | |
| Trespass | 5 | 1 | | | | | |
| All Other Offenses | 35 | 3 | | | | | |
| Total Group B | 89 | 6 | | | | | |

(*) Offenses are counted using the FBI Units of Count for Crime

(**) The 'Arrests' column shows arrests made for incidents during the selected period, regardless of arrest date. Arrest counts for the same period may change over time.

This report is valid as of May 06, 2019 and is subject to change

Waverly Police Department - NIBRS Agency Crime Overview - 2018

| Crimes Against Society | | | | |
|------------------------------------|------------|------------|------------|-----------|
| Animal Cruelty | 1 | 1 | 1 | 0 |
| Drug/Narcotic Violations | 128 | 121 | 120 | 4 |
| Drug/Narcotic Equipment Violations | 101 | 101 | 29 | 2 |
| Gambling - Betting/Wagering | 0 | 0 | 0 | 0 |
| Gambling - Operating/Promoting | 0 | 0 | 0 | 0 |
| Gambling - Equipment Violations | 0 | 0 | 0 | 0 |
| Gambling - Sports Tampering | 0 | 0 | 0 | 0 |
| Pornography/Obscene Material | 1 | 1 | 1 | 0 |
| Prostitution | 0 | 0 | 0 | 0 |
| Prostitution Assisting/Promoting | 0 | 0 | 0 | 0 |
| Purchasing Prostitution | 0 | 0 | 0 | 0 |
| Weapon Law Violations | 9 | 9 | 2 | 1 |
| Total Group A Offenses | 410 | 334 | 231 | 17 |

(*) Offenses are counted using the FBI Units of Count for Crime

(**) The 'Arrests' column shows arrests made for incidents during the selected period, regardless of arrest date. Arrest counts for the same period may change over time.

Waynesboro Police Department - NIBRS Agency Crime Overview - 2018

| 2017 Population Estimate | 2,337 | Offenses (*) | | Arrests (**) | | |
|---------------------------------------|-----------------|----------------------------------|-----------------------------------|--------------|----------|---|
| | | Reported | Cleared | Adult | Juvenile | |
| Offense Overview | | Group A Offenses | | | | |
| Crimes Against Persons | | Crimes Against Persons | | | | |
| Offense Total | 71 | Murder | 0 | 0 | 0 | 0 |
| Number Cleared | 64 | Negligent Manslaughter | 0 | 0 | 0 | 0 |
| Percent Cleared | 90.14 % | Negligent Vehicular Manslaughter | 0 | 0 | 0 | 0 |
| Group A Crimes per 100,000 population | 3,038.1 | Kidnapping/Abduction | 0 | 0 | 0 | 0 |
| | | Forcible Rape | 0 | 0 | 0 | 0 |
| | | Forcible Sodomy | 0 | 0 | 0 | 0 |
| | | Sexual Assault W/Object | 0 | 0 | 0 | 0 |
| | | Forcible Fondling | 0 | 0 | 0 | 0 |
| Arrest Overview | | Incest | 0 | 0 | 0 | 0 |
| Total Arrests | 72 | Statutory Rape | 0 | 0 | 0 | 0 |
| Adult Arrests | 60 | Aggravated Assault | 5 | 5 | 3 | 0 |
| Juvenile Arrests | 12 | Simple Assault | 21 | 21 | 17 | 0 |
| Unknown Age | 0 | Intimidation | 3 | 3 | 0 | 2 |
| Arrests per 100,000 population | 3,080.9 | Stalking | 2 | 1 | 1 | 0 |
| | | Commercial Sex Acts | 0 | 0 | 0 | 0 |
| Average number offenses/incident | 1.37 | Involuntary Servitude | 0 | 0 | 0 | 0 |
| Domestic Violence Victims | | Crimes Against Property | | | | |
| Offense | Reported | Cleared | | | | |
| Murder | 0 | 0 | Arson | 0 | 0 | 0 |
| Aggravated Assault | 0 | 0 | Bribery | 0 | 0 | 0 |
| Simple Assault | 17 | 17 | Burglary | 1 | 1 | 0 |
| Intimidation | 2 | 2 | Counterfeiting/Forgery | 0 | 0 | 0 |
| Stalking | 2 | 1 | Destruction/Damage/Vandalism | 4 | 3 | 1 |
| Forcible Rape | 0 | 0 | Embezzlement | 0 | 0 | 0 |
| Forcible Sodomy | 0 | 0 | Extortion/Blackmail | 0 | 0 | 0 |
| Sexual Assault W/Object | 0 | 0 | Fraud - False Pretenses | 1 | 1 | 1 |
| Forcible Fondling | 0 | 0 | Fraud - Credit Card/ATM | 0 | 0 | 0 |
| Incest | 0 | 0 | Fraud - Impersonation | 0 | 0 | 0 |
| Statutory Rape | 0 | 0 | Fraud - Welfare | 0 | 0 | 0 |
| Kidnapping/Abduction | 0 | 0 | Fraud - Wire | 0 | 0 | 0 |
| Commercial Sex Acts | 0 | 0 | Fraud - Identity Theft | 0 | 0 | 0 |
| Involuntary Servitude | 0 | 0 | Fraud - Computer Hacking/Invasion | 0 | 0 | 0 |
| Total | 21 | 20 | Robbery | 0 | 0 | 0 |
| | | | Theft - Pocket-picking | 0 | 0 | 0 |
| | | | Theft - Purse Snatching | 0 | 0 | 0 |
| | | | Theft - Shoplifting | 5 | 3 | 3 |
| Group B Arrests | | | Theft From Building | 4 | 2 | 1 |
| Offense | Adult | Juvenile | Theft From Coin Machine | 0 | 0 | 0 |
| Bad Checks | 0 | 0 | Theft From Motor Vehicle | 1 | 0 | 0 |
| Curfew/Vagrancy | 0 | 0 | Theft of Motor Vehicle Parts | 0 | 0 | 0 |
| Disorderly Conduct | 2 | 0 | Theft - All Other Larceny | 1 | 1 | 0 |
| DUI | 5 | 0 | Motor Vehicle Theft | 3 | 3 | 3 |
| Drunkenness | 9 | 0 | Stolen Property Offenses | 0 | 0 | 0 |
| Family-Non Violent | 0 | 0 | | | | |
| Liquor Law Violations | 0 | 0 | | | | |
| Peeping Tom | 0 | 0 | | | | |
| Runaway | 0 | 0 | | | | |
| Trespass | 0 | 0 | | | | |
| All Other Offenses | 5 | 7 | | | | |
| Total Group B | 21 | 7 | | | | |

(*) Offenses are counted using the FBI Units of Count for Crime

(**) The 'Arrests' column shows arrests made for incidents during the selected period, regardless of arrest date. Arrest counts for the same period may change over time.

This report is valid as of May 06, 2019 and is subject to change

Waynesboro Police Department - NIBRS Agency Crime Overview - 2018

| Crimes Against Society | | | | |
|------------------------------------|-----------|-----------|-----------|----------|
| Animal Cruelty | 0 | 0 | 0 | 0 |
| Drug/Narcotic Violations | 11 | 11 | 9 | 0 |
| Drug/Narcotic Equipment Violations | 9 | 9 | 0 | 0 |
| Gambling - Betting/Wagering | 0 | 0 | 0 | 0 |
| Gambling - Operating/Promoting | 0 | 0 | 0 | 0 |
| Gambling - Equipment Violations | 0 | 0 | 0 | 0 |
| Gambling - Sports Tampering | 0 | 0 | 0 | 0 |
| Pornography/Obscene Material | 0 | 0 | 0 | 0 |
| Prostitution | 0 | 0 | 0 | 0 |
| Prostitution Assisting/Promoting | 0 | 0 | 0 | 0 |
| Purchasing Prostitution | 0 | 0 | 0 | 0 |
| Weapon Law Violations | 0 | 0 | 0 | 0 |
| Total Group A Offenses | 71 | 64 | 39 | 5 |

(*) Offenses are counted using the FBI Units of Count for Crime

(**) The 'Arrests' column shows arrests made for incidents during the selected period, regardless of arrest date. Arrest counts for the same period may change over time.

Westmoreland Police Department - NIBRS Agency Crime Overview - 2018

| 2017 Population Estimate | | 2,310 | | Offenses (*) | | Arrests (**) | |
|---------------------------------------|-----------|----------------------------------|-----------------------------------|-------------------------|---------|--------------|----------|
| Offense Overview | | Crimes Against Persons | | Reported | Cleared | Adult | Juvenile |
| Offense Total | 107 | Murder | | 0 | 0 | 0 | 0 |
| Number Cleared | 93 | Negligent Manslaughter | | 0 | 0 | 0 | 0 |
| Percent Cleared | 86.92 % | Negligent Vehicular Manslaughter | | 0 | 0 | 0 | 0 |
| Group A Crimes per 100,000 population | 4,632.0 | Kidnapping/Abduction | | 0 | 0 | 0 | 0 |
| | | Forcible Rape | | 0 | 0 | 0 | 0 |
| | | Forcible Sodomy | | 0 | 0 | 0 | 0 |
| | | Sexual Assault W/Object | | 0 | 0 | 0 | 0 |
| | | Forcible Fondling | | 3 | 1 | 1 | 0 |
| | | Incest | | 0 | 0 | 0 | 0 |
| | | Statutory Rape | | 0 | 0 | 0 | 0 |
| | | Aggravated Assault | | 14 | 14 | 8 | 1 |
| | | Simple Assault | | 8 | 7 | 5 | 1 |
| | | Intimidation | | 0 | 0 | 0 | 0 |
| | | Stalking | | 0 | 0 | 0 | 0 |
| | | Commercial Sex Acts | | 0 | 0 | 0 | 0 |
| | | Involuntary Servitude | | 0 | 0 | 0 | 0 |
| | | Average number offenses/incident | 1.32 | | | | |
| Domestic Violence Victims | | | | Crimes Against Property | | | |
| Offense | Reported | Cleared | | Reported | Cleared | Adult | Juvenile |
| Murder | 0 | 0 | Arson | 1 | 1 | 1 | 0 |
| Aggravated Assault | 12 | 12 | Bribery | 0 | 0 | 0 | 0 |
| Simple Assault | 7 | 7 | Burglary | 2 | 0 | 0 | 0 |
| Intimidation | 0 | 0 | Counterfeiting/Forgery | 2 | 1 | 1 | 0 |
| Stalking | 0 | 0 | Destruction/Damage/Vandalism | 4 | 2 | 0 | 0 |
| Forcible Rape | 0 | 0 | Embezzlement | 0 | 0 | 0 | 0 |
| Forcible Sodomy | 0 | 0 | Extortion/Blackmail | 0 | 0 | 0 | 0 |
| Sexual Assault W/Object | 0 | 0 | Fraud - False Pretenses | 0 | 0 | 0 | 0 |
| Forcible Fondling | 1 | 0 | Fraud - Credit Card/ATM | 0 | 0 | 0 | 0 |
| Incest | 0 | 0 | Fraud - Impersonation | 0 | 0 | 0 | 0 |
| Statutory Rape | 0 | 0 | Fraud - Welfare | 0 | 0 | 0 | 0 |
| Kidnapping/Abduction | 0 | 0 | Fraud - Wire | 0 | 0 | 0 | 0 |
| Commercial Sex Acts | 0 | 0 | Fraud - Identity Theft | 0 | 0 | 0 | 0 |
| Involuntary Servitude | 0 | 0 | Fraud - Computer Hacking/Invasion | 0 | 0 | 0 | 0 |
| Total | 20 | 19 | Robbery | 1 | 0 | 0 | 0 |
| | | | Theft - Pocket-picking | 0 | 0 | 0 | 0 |
| | | | Theft - Purse Snatching | 0 | 0 | 0 | 0 |
| | | | Theft - Shoplifting | 2 | 1 | 1 | 0 |
| | | | Theft From Building | 2 | 0 | 0 | 0 |
| | | | Theft From Coin Machine | 0 | 0 | 0 | 0 |
| | | | Theft From Motor Vehicle | 0 | 0 | 0 | 0 |
| | | | Theft of Motor Vehicle Parts | 1 | 0 | 0 | 0 |
| | | | Theft - All Other Larceny | 0 | 0 | 0 | 0 |
| | | | Motor Vehicle Theft | 4 | 3 | 3 | 0 |
| | | | Stolen Property Offenses | 0 | 0 | 0 | 0 |
| Group B Arrests | | | | | | | |
| Offense | Adult | Juvenile | | | | | |
| Bad Checks | 0 | 0 | | | | | |
| Curfew/Vagrancy | 0 | 0 | | | | | |
| Disorderly Conduct | 0 | 0 | | | | | |
| DUI | 8 | 0 | | | | | |
| Drunkenness | 2 | 0 | | | | | |
| Family-Non Violent | 1 | 0 | | | | | |
| Liquor Law Violations | 1 | 0 | | | | | |
| Peeping Tom | 0 | 0 | | | | | |
| Runaway | 0 | 0 | | | | | |
| Trespass | 1 | 0 | | | | | |
| All Other Offenses | 9 | 0 | | | | | |
| Total Group B | 22 | 0 | | | | | |

(*) Offenses are counted using the FBI Units of Count for Crime

(**) The 'Arrests' column shows arrests made for incidents during the selected period, regardless of arrest date. Arrest counts for the same period may change over time.

This report is valid as of May 06, 2019 and is subject to change

Westmoreland Police Department - NIBRS Agency Crime Overview - 2018

| Crimes Against Society | | | | |
|------------------------------------|------------|-----------|-----------|----------|
| Animal Cruelty | 0 | 0 | 0 | 0 |
| Drug/Narcotic Violations | 38 | 38 | 38 | 1 |
| Drug/Narcotic Equipment Violations | 23 | 23 | 9 | 0 |
| Gambling - Betting/Wagering | 0 | 0 | 0 | 0 |
| Gambling - Operating/Promoting | 0 | 0 | 0 | 0 |
| Gambling - Equipment Violations | 0 | 0 | 0 | 0 |
| Gambling - Sports Tampering | 0 | 0 | 0 | 0 |
| Pornography/Obscene Material | 0 | 0 | 0 | 0 |
| Prostitution | 0 | 0 | 0 | 0 |
| Prostitution Assisting/Promoting | 0 | 0 | 0 | 0 |
| Purchasing Prostitution | 0 | 0 | 0 | 0 |
| Weapon Law Violations | 2 | 2 | 0 | 0 |
| Total Group A Offenses | 107 | 93 | 67 | 3 |

(*) Offenses are counted using the FBI Units of Count for Crime

(**) The 'Arrests' column shows arrests made for incidents during the selected period, regardless of arrest date. Arrest counts for the same period may change over time.

White Bluff Police Department - NIBRS Agency Crime Overview - 2018

| 2017 Population Estimate | 3,487 | Offenses (*) | | Arrests (**) | | |
|---------------------------------------|-----------------|----------------------------------|-----------------------------------|--------------|----------|---|
| | | Reported | Cleared | Adult | Juvenile | |
| Offense Overview | | Group A Offenses | | | | |
| Crimes Against Persons | | Crimes Against Persons | | | | |
| Offense Total | 114 | Murder | 0 | 0 | 0 | 0 |
| Number Cleared | 56 | Negligent Manslaughter | 0 | 0 | 0 | 0 |
| Percent Cleared | 49.12 % | Negligent Vehicular Manslaughter | 0 | 0 | 0 | 0 |
| Group A Crimes per 100,000 population | 3,269.3 | Kidnapping/Abduction | 0 | 0 | 0 | 0 |
| | | Forcible Rape | 0 | 0 | 0 | 0 |
| | | Forcible Sodomy | 0 | 0 | 0 | 0 |
| | | Sexual Assault W/Object | 0 | 0 | 0 | 0 |
| Arrest Overview | | Forcible Fondling | 1 | 0 | 0 | 0 |
| Total Arrests | 134 | Incest | 0 | 0 | 0 | 0 |
| Adult Arrests | 131 | Statutory Rape | 0 | 0 | 0 | 0 |
| Juvenile Arrests | 3 | Aggravated Assault | 12 | 8 | 8 | 0 |
| Unknown Age | 0 | Simple Assault | 17 | 13 | 9 | 0 |
| Arrests per 100,000 population | 3,842.8 | Intimidation | 5 | 1 | 1 | 0 |
| | | Stalking | 1 | 0 | 0 | 0 |
| | | Commercial Sex Acts | 0 | 0 | 0 | 0 |
| Average number offenses/incident | 1.06 | Involuntary Servitude | 0 | 0 | 0 | 0 |
| Domestic Violence Victims | | Crimes Against Property | | | | |
| Offense | Reported | Cleared | Arson | | | |
| Murder | 0 | 0 | Arson | 0 | 0 | 0 |
| Aggravated Assault | 9 | 6 | Bribery | 0 | 0 | 0 |
| Simple Assault | 15 | 12 | Burglary | 6 | 2 | 2 |
| Intimidation | 2 | 1 | Counterfeiting/Forgery | 4 | 1 | 1 |
| Stalking | 0 | 0 | Destruction/Damage/Vandalism | 3 | 1 | 0 |
| Forcible Rape | 0 | 0 | Embezzlement | 0 | 0 | 0 |
| Forcible Sodomy | 0 | 0 | Extortion/Blackmail | 1 | 0 | 0 |
| Sexual Assault W/Object | 0 | 0 | Fraud - False Pretenses | 1 | 0 | 0 |
| Forcible Fondling | 1 | 0 | Fraud - Credit Card/ATM | 1 | 0 | 0 |
| Incest | 0 | 0 | Fraud - Impersonation | 1 | 0 | 0 |
| Statutory Rape | 0 | 0 | Fraud - Welfare | 0 | 0 | 0 |
| Kidnapping/Abduction | 0 | 0 | Fraud - Wire | 0 | 0 | 0 |
| Commercial Sex Acts | 0 | 0 | Fraud - Identity Theft | 1 | 0 | 0 |
| Involuntary Servitude | 0 | 0 | Fraud - Computer Hacking/Invasion | 0 | 0 | 0 |
| Total | 27 | 19 | Robbery | 3 | 1 | 2 |
| | | | Theft - Pocket-picking | 0 | 0 | 0 |
| | | | Theft - Purse Snatching | 0 | 0 | 0 |
| | | | Theft - Shoplifting | 4 | 1 | 0 |
| Group B Arrests | | | Theft From Building | 2 | 0 | 0 |
| Offense | Adult | Juvenile | Theft From Coin Machine | 1 | 0 | 0 |
| Bad Checks | 1 | 0 | Theft From Motor Vehicle | 7 | 0 | 0 |
| Curfew/Vagrancy | 0 | 0 | Theft of Motor Vehicle Parts | 1 | 0 | 0 |
| Disorderly Conduct | 0 | 0 | Theft - All Other Larceny | 14 | 5 | 3 |
| DUI | 11 | 0 | Motor Vehicle Theft | 5 | 2 | 1 |
| Drunkenness | 5 | 0 | Stolen Property Offenses | 0 | 0 | 0 |
| Family-Non Violent | 0 | 1 | | | | |
| Liquor Law Violations | 0 | 0 | | | | |
| Peeping Tom | 0 | 0 | | | | |
| Runaway | 0 | 0 | | | | |
| Trespass | 1 | 0 | | | | |
| All Other Offenses | 65 | 1 | | | | |
| Total Group B | 83 | 2 | | | | |

(*) Offenses are counted using the FBI Units of Count for Crime

(**) The 'Arrests' column shows arrests made for incidents during the selected period, regardless of arrest date. Arrest counts for the same period may change over time.

This report is valid as of May 06, 2019 and is subject to change

White Bluff Police Department - NIBRS Agency Crime Overview - 2018

| Crimes Against Society | | | | |
|------------------------------------|------------|-----------|-----------|----------|
| Animal Cruelty | 0 | 0 | 0 | 0 |
| Drug/Narcotic Violations | 22 | 20 | 21 | 0 |
| Drug/Narcotic Equipment Violations | 1 | 1 | 0 | 0 |
| Gambling - Betting/Wagering | 0 | 0 | 0 | 0 |
| Gambling - Operating/Promoting | 0 | 0 | 0 | 0 |
| Gambling - Equipment Violations | 0 | 0 | 0 | 0 |
| Gambling - Sports Tampering | 0 | 0 | 0 | 0 |
| Pornography/Obscene Material | 0 | 0 | 0 | 0 |
| Prostitution | 0 | 0 | 0 | 0 |
| Prostitution Assisting/Promoting | 0 | 0 | 0 | 0 |
| Purchasing Prostitution | 0 | 0 | 0 | 0 |
| Weapon Law Violations | 0 | 0 | 0 | 0 |
| Total Group A Offenses | 114 | 56 | 48 | 1 |

(*) Offenses are counted using the FBI Units of Count for Crime

(**) The 'Arrests' column shows arrests made for incidents during the selected period, regardless of arrest date. Arrest counts for the same period may change over time.

White House Police Department - NIBRS Agency Crime Overview - 2018

| 2017 Population Estimate | 11,608 | Offenses (*) | | Arrests (**) | | | |
|---------------------------------------|-----------------|----------------------------------|-----------------------------------|--------------|----------|----|---|
| | | Reported | Cleared | Adult | Juvenile | | |
| Offense Overview | | Group A Offenses | | | | | |
| Crimes Against Persons | | | | | | | |
| Offense Total | 908 | Murder | 0 | 0 | 0 | 0 | |
| Number Cleared | 511 | Negligent Manslaughter | 0 | 0 | 0 | 0 | |
| Percent Cleared | 56.28 % | Negligent Vehicular Manslaughter | 0 | 0 | 0 | 0 | |
| Group A Crimes per 100,000 population | 7,822.2 | Kidnapping/Abduction | 1 | 0 | 0 | 0 | |
| | | Forcible Rape | 7 | 4 | 0 | 1 | |
| | | Forcible Sodomy | 0 | 0 | 0 | 0 | |
| | | Sexual Assault W/Object | 0 | 0 | 0 | 0 | |
| Arrest Overview | | Forcible Fondling | 7 | 2 | 0 | 0 | |
| Total Arrests | 521 | Incest | 0 | 0 | 0 | 0 | |
| Adult Arrests | 481 | Statutory Rape | 0 | 0 | 0 | 0 | |
| Juvenile Arrests | 40 | Aggravated Assault | 28 | 16 | 11 | 4 | |
| Unknown Age | 0 | Simple Assault | 85 | 41 | 37 | 3 | |
| Arrests per 100,000 population | 4,488.3 | Intimidation | 47 | 1 | 0 | 0 | |
| | | Stalking | 3 | 0 | 0 | 0 | |
| | | Commercial Sex Acts | 0 | 0 | 0 | 0 | |
| Average number offenses/incident | 1.29 | Involuntary Servitude | 0 | 0 | 0 | 0 | |
| Domestic Violence Victims | | Crimes Against Property | | | | | |
| Offense | Reported | Cleared | | | | | |
| Murder | 0 | 0 | Arson | 0 | 0 | 0 | 0 |
| Aggravated Assault | 9 | 7 | Bribery | 0 | 0 | 0 | 0 |
| Simple Assault | 57 | 39 | Burglary | 7 | 0 | 0 | 0 |
| Intimidation | 11 | 0 | Counterfeiting/Forgery | 24 | 2 | 2 | 0 |
| Stalking | 2 | 0 | Destruction/Damage/Vandalism | 48 | 2 | 1 | 1 |
| Forcible Rape | 4 | 1 | Embezzlement | 3 | 2 | 1 | 0 |
| Forcible Sodomy | 0 | 0 | Extortion/Blackmail | 0 | 0 | 0 | 0 |
| Sexual Assault W/Object | 0 | 0 | Fraud - False Pretenses | 18 | 1 | 1 | 0 |
| Forcible Fondling | 4 | 1 | Fraud - Credit Card/ATM | 24 | 3 | 2 | 0 |
| Incest | 0 | 0 | Fraud - Impersonation | 11 | 4 | 4 | 0 |
| Statutory Rape | 0 | 0 | Fraud - Welfare | 0 | 0 | 0 | 0 |
| Kidnapping/Abduction | 0 | 0 | Fraud - Wire | 0 | 0 | 0 | 0 |
| Commercial Sex Acts | 0 | 0 | Fraud - Identity Theft | 15 | 0 | 0 | 0 |
| Involuntary Servitude | 0 | 0 | Fraud - Computer Hacking/Invasion | 0 | 0 | 0 | 0 |
| Total | 87 | 48 | Robbery | 1 | 0 | 0 | 0 |
| | | | Theft - Pocket-picking | 0 | 0 | 0 | 0 |
| Group B Arrests | | | Theft - Purse Snatching | 0 | 0 | 0 | 0 |
| Offense | Adult | Juvenile | Theft - Shoplifting | 45 | 32 | 31 | 2 |
| Bad Checks | 0 | 0 | Theft From Building | 31 | 8 | 6 | 0 |
| Curfew/Vagrancy | 0 | 0 | Theft From Coin Machine | 4 | 1 | 2 | 1 |
| Disorderly Conduct | 0 | 0 | Theft From Motor Vehicle | 39 | 5 | 4 | 0 |
| DUI | 56 | 0 | Theft of Motor Vehicle Parts | 3 | 0 | 0 | 0 |
| Drunkenness | 23 | 0 | Theft - All Other Larceny | 57 | 9 | 4 | 1 |
| Family-Non Violent | 0 | 0 | Motor Vehicle Theft | 20 | 7 | 5 | 0 |
| Liquor Law Violations | 4 | 2 | Stolen Property Offenses | 0 | 0 | 0 | 0 |
| Peeping Tom | 0 | 0 | | | | | |
| Runaway | 0 | 0 | | | | | |
| Trespass | 8 | 0 | | | | | |
| All Other Offenses | 28 | 9 | | | | | |
| Total Group B | 119 | 11 | | | | | |

(*) Offenses are counted using the FBI Units of Count for Crime

(**) The 'Arrests' column shows arrests made for incidents during the selected period, regardless of arrest date. Arrest counts for the same period may change over time.

This report is valid as of May 06, 2019 and is subject to change

White House Police Department - NIBRS Agency Crime Overview - 2018

| Crimes Against Society | | | | |
|------------------------------------|------------|------------|------------|-----------|
| Animal Cruelty | 0 | 0 | 0 | 0 |
| Drug/Narcotic Violations | 190 | 186 | 196 | 8 |
| Drug/Narcotic Equipment Violations | 177 | 172 | 45 | 6 |
| Gambling - Betting/Wagering | 0 | 0 | 0 | 0 |
| Gambling - Operating/Promoting | 0 | 0 | 0 | 0 |
| Gambling - Equipment Violations | 0 | 0 | 0 | 0 |
| Gambling - Sports Tampering | 0 | 0 | 0 | 0 |
| Pornography/Obscene Material | 2 | 2 | 1 | 1 |
| Prostitution | 0 | 0 | 0 | 0 |
| Prostitution Assisting/Promoting | 0 | 0 | 0 | 0 |
| Purchasing Prostitution | 0 | 0 | 0 | 0 |
| Weapon Law Violations | 11 | 11 | 9 | 1 |
| Total Group A Offenses | 908 | 511 | 362 | 29 |

(*) Offenses are counted using the FBI Units of Count for Crime

(**) The 'Arrests' column shows arrests made for incidents during the selected period, regardless of arrest date. Arrest counts for the same period may change over time.

White Pine Police Department - NIBRS Agency Crime Overview - 2018

| 2017 Population Estimate | | 2,279 | | Offenses (*) | | Arrests (**) | |
|---------------------------------------|-----------|----------------------------------|-----------------------------------|-------------------------|---------|--------------|----------|
| Offense Overview | | Crimes Against Persons | | Reported | Cleared | Adult | Juvenile |
| Offense Total | 167 | Murder | | 0 | 0 | 0 | 0 |
| Number Cleared | 127 | Negligent Manslaughter | | 0 | 0 | 0 | 0 |
| Percent Cleared | 76.05 % | Negligent Vehicular Manslaughter | | 0 | 0 | 0 | 0 |
| Group A Crimes per 100,000 population | 7,327.8 | Kidnapping/Abduction | | 1 | 0 | 0 | 0 |
| | | Forcible Rape | | 0 | 0 | 0 | 0 |
| | | Forcible Sodomy | | 0 | 0 | 0 | 0 |
| | | Sexual Assault W/Object | | 0 | 0 | 0 | 0 |
| | | Forcible Fondling | | 0 | 0 | 0 | 0 |
| | | Incest | | 0 | 0 | 0 | 0 |
| | | Statutory Rape | | 0 | 0 | 0 | 0 |
| | | Aggravated Assault | | 6 | 4 | 4 | 0 |
| | | Simple Assault | | 11 | 11 | 9 | 0 |
| | | Intimidation | | 1 | 0 | 0 | 0 |
| | | Stalking | | 0 | 0 | 0 | 0 |
| | | Commercial Sex Acts | | 0 | 0 | 0 | 0 |
| | | Involuntary Servitude | | 0 | 0 | 0 | 0 |
| | | Average number offenses/incident | 1.29 | | | | |
| Domestic Violence Victims | | | | Crimes Against Property | | | |
| Offense | Reported | Cleared | | | | | |
| Murder | 0 | 0 | Arson | 0 | 0 | 0 | 0 |
| Aggravated Assault | 3 | 3 | Bribery | 0 | 0 | 0 | 0 |
| Simple Assault | 10 | 10 | Burglary | 9 | 5 | 6 | 0 |
| Intimidation | 1 | 0 | Counterfeiting/Forgery | 7 | 1 | 0 | 0 |
| Stalking | 0 | 0 | Destruction/Damage/Vandalism | 6 | 1 | 1 | 0 |
| Forcible Rape | 0 | 0 | Embezzlement | 2 | 2 | 0 | 2 |
| Forcible Sodomy | 0 | 0 | Extortion/Blackmail | 0 | 0 | 0 | 0 |
| Sexual Assault W/Object | 0 | 0 | Fraud - False Pretenses | 3 | 2 | 2 | 0 |
| Forcible Fondling | 0 | 0 | Fraud - Credit Card/ATM | 9 | 7 | 11 | 0 |
| Incest | 0 | 0 | Fraud - Impersonation | 1 | 1 | 1 | 0 |
| Statutory Rape | 0 | 0 | Fraud - Welfare | 0 | 0 | 0 | 0 |
| Kidnapping/Abduction | 1 | 0 | Fraud - Wire | 0 | 0 | 0 | 0 |
| Commercial Sex Acts | 0 | 0 | Fraud - Identity Theft | 0 | 0 | 0 | 0 |
| Involuntary Servitude | 0 | 0 | Fraud - Computer Hacking/Invasion | 0 | 0 | 0 | 0 |
| Total | 15 | 13 | Robbery | 0 | 0 | 0 | 0 |
| | | | Theft - Pocket-picking | 0 | 0 | 0 | 0 |
| | | | Theft - Purse Snatching | 0 | 0 | 0 | 0 |
| | | | Theft - Shoplifting | 17 | 16 | 13 | 0 |
| | | | Theft From Building | 0 | 0 | 0 | 0 |
| | | | Theft From Coin Machine | 1 | 1 | 2 | 0 |
| | | | Theft From Motor Vehicle | 3 | 0 | 0 | 0 |
| | | | Theft of Motor Vehicle Parts | 1 | 0 | 0 | 0 |
| | | | Theft - All Other Larceny | 14 | 6 | 6 | 0 |
| | | | Motor Vehicle Theft | 7 | 4 | 4 | 0 |
| | | | Stolen Property Offenses | 0 | 0 | 0 | 0 |
| Group B Arrests | | | | | | | |
| Offense | Adult | Juvenile | | | | | |
| Bad Checks | 0 | 0 | | | | | |
| Curfew/Vagrancy | 0 | 0 | | | | | |
| Disorderly Conduct | 2 | 0 | | | | | |
| DUI | 17 | 0 | | | | | |
| Drunkenness | 10 | 0 | | | | | |
| Family-Non Violent | 0 | 0 | | | | | |
| Liquor Law Violations | 0 | 0 | | | | | |
| Peeping Tom | 0 | 0 | | | | | |
| Runaway | 0 | 0 | | | | | |
| Trespass | 1 | 0 | | | | | |
| All Other Offenses | 38 | 0 | | | | | |
| Total Group B | 68 | 0 | | | | | |

(*) Offenses are counted using the FBI Units of Count for Crime

(**) The 'Arrests' column shows arrests made for incidents during the selected period, regardless of arrest date. Arrest counts for the same period may change over time.

This report is valid as of May 06, 2019 and is subject to change

White Pine Police Department - NIBRS Agency Crime Overview - 2018

| Crimes Against Society | | | | |
|------------------------------------|------------|------------|------------|----------|
| Animal Cruelty | 0 | 0 | 0 | 0 |
| Drug/Narcotic Violations | 39 | 38 | 43 | 0 |
| Drug/Narcotic Equipment Violations | 26 | 25 | 8 | 5 |
| Gambling - Betting/Wagering | 0 | 0 | 0 | 0 |
| Gambling - Operating/Promoting | 0 | 0 | 0 | 0 |
| Gambling - Equipment Violations | 0 | 0 | 0 | 0 |
| Gambling - Sports Tampering | 0 | 0 | 0 | 0 |
| Pornography/Obscene Material | 0 | 0 | 0 | 0 |
| Prostitution | 0 | 0 | 0 | 0 |
| Prostitution Assisting/Promoting | 0 | 0 | 0 | 0 |
| Purchasing Prostitution | 0 | 0 | 0 | 0 |
| Weapon Law Violations | 3 | 3 | 4 | 0 |
| Total Group A Offenses | 167 | 127 | 114 | 7 |

(*) Offenses are counted using the FBI Units of Count for Crime

(**) The 'Arrests' column shows arrests made for incidents during the selected period, regardless of arrest date. Arrest counts for the same period may change over time.

Whiteville Police Department - NIBRS Agency Crime Overview - 2018

| 2017 Population Estimate | | 4,518 | | Offenses (*) | | Arrests (**) | | |
|---------------------------------------|-----------------|-----------------------------------|-----------------------|--------------------------------|----------|--------------|----------|--|
| | | | | Reported | Cleared | Adult | Juvenile | |
| Offense Overview | | | | Group A Offenses | | | | |
| | | | | Crimes Against Persons | | | | |
| Offense Total | 65 | Murder | 0 | 0 | 0 | 0 | | |
| Number Cleared | 42 | Negligent Manslaughter | 0 | 0 | 0 | 0 | | |
| Percent Cleared | 64.62 % | Negligent Vehicular Manslaughter | 0 | 0 | 0 | 0 | | |
| Group A Crimes per 100,000 population | 1,438.7 | Kidnapping/Abduction | 1 | 1 | 2 | 0 | | |
| | | Forcible Rape | 0 | 0 | 0 | 0 | | |
| | | Forcible Sodomy | 0 | 0 | 0 | 0 | | |
| | | Sexual Assault W/Object | 0 | 0 | 0 | 0 | | |
| | | Forcible Fondling | 0 | 0 | 0 | 0 | | |
| | | Incest | 0 | 0 | 0 | 0 | | |
| | | Statutory Rape | 0 | 0 | 0 | 0 | | |
| | | Aggravated Assault | 14 | 14 | 3 | 1 | | |
| | | Simple Assault | 4 | 3 | 2 | 1 | | |
| | | Intimidation | 1 | 0 | 0 | 0 | | |
| | | Stalking | 0 | 0 | 0 | 0 | | |
| | | Commercial Sex Acts | 0 | 0 | 0 | 0 | | |
| | | Involuntary Servitude | 0 | 0 | 0 | 0 | | |
| Arrest Overview | | | | Crimes Against Property | | | | |
| | | | | Arson | | | | |
| Total Arrests | 35 | Bribery | | 0 | 0 | 0 | 0 | |
| Adult Arrests | 29 | Burglary | | 0 | 0 | 0 | 0 | |
| Juvenile Arrests | 6 | Counterfeiting/Forgery | | 0 | 0 | 0 | 0 | |
| Unknown Age | 0 | Destruction/Damage/Vandalism | | 1 | 0 | 0 | 0 | |
| Arrests per 100,000 population | 774.7 | Embezzlement | | 0 | 0 | 0 | 0 | |
| | | Extortion/Blackmail | | 0 | 0 | 0 | 0 | |
| | | Fraud - False Pretenses | | 0 | 0 | 0 | 0 | |
| | | Fraud - Credit Card/ATM | | 1 | 1 | 1 | 0 | |
| | | Fraud - Impersonation | | 1 | 0 | 0 | 0 | |
| | | Fraud - Welfare | | 0 | 0 | 0 | 0 | |
| | | Fraud - Wire | | 0 | 0 | 0 | 0 | |
| | | Fraud - Identity Theft | | 0 | 0 | 0 | 0 | |
| | | Fraud - Computer Hacking/Invasion | | 0 | 0 | 0 | 0 | |
| | | Robbery | | 0 | 0 | 0 | 0 | |
| | | Theft - Pocket-picking | | 0 | 0 | 0 | 0 | |
| | | Theft - Purse Snatching | | 0 | 0 | 0 | 0 | |
| | | Theft - Shoplifting | | 0 | 0 | 0 | 0 | |
| | | Theft From Building | | 7 | 1 | 1 | 0 | |
| | | Theft From Coin Machine | | 0 | 0 | 0 | 0 | |
| | | Theft From Motor Vehicle | | 1 | 0 | 0 | 0 | |
| | | Theft of Motor Vehicle Parts | | 0 | 0 | 0 | 0 | |
| | | Theft - All Other Larceny | | 10 | 1 | 0 | 1 | |
| | | Motor Vehicle Theft | | 2 | 1 | 0 | 0 | |
| | | Stolen Property Offenses | | 1 | 0 | 0 | 0 | |
| Domestic Violence Victims | | | | Group B Arrests | | | | |
| | | | | Theft From Building | | | | |
| Offense | Reported | Cleared | | | | | | |
| Murder | 0 | 0 | Bad Checks | | 0 | | 0 | |
| Aggravated Assault | 4 | 4 | Curfew/Vagrancy | | 0 | | 1 | |
| Simple Assault | 3 | 3 | Disorderly Conduct | | 1 | | 0 | |
| Intimidation | 0 | 0 | DUI | | 1 | | 0 | |
| Stalking | 0 | 0 | Drunkenness | | 0 | | 0 | |
| Forcible Rape | 0 | 0 | Family-Non Violent | | 0 | | 0 | |
| Forcible Sodomy | 0 | 0 | Liquor Law Violations | | 0 | | 0 | |
| Sexual Assault W/Object | 0 | 0 | Peeping Tom | | 0 | | 0 | |
| Forcible Fondling | 0 | 0 | Runaway | | 0 | | 0 | |
| Incest | 0 | 0 | Trespass | | 0 | | 0 | |
| Statutory Rape | 0 | 0 | All Other Offenses | | 6 | | 0 | |
| Kidnapping/Abduction | 1 | 1 | Total Group B | | 8 | | 1 | |
| Commercial Sex Acts | 0 | 0 | | | | | | |
| Involuntary Servitude | 0 | 0 | | | | | | |
| Total | 8 | 8 | | | | | | |

(*) Offenses are counted using the FBI Units of Count for Crime

(**) The 'Arrests' column shows arrests made for incidents during the selected period, regardless of arrest date. Arrest counts for the same period may change over time.

This report is valid as of May 06, 2019 and is subject to change

Whiteville Police Department - NIBRS Agency Crime Overview - 2018

| Crimes Against Society | | | | |
|------------------------------------|-----------|-----------|-----------|----------|
| Animal Cruelty | 0 | 0 | 0 | 0 |
| Drug/Narcotic Violations | 12 | 11 | 10 | 2 |
| Drug/Narcotic Equipment Violations | 6 | 6 | 2 | 0 |
| Gambling - Betting/Wagering | 0 | 0 | 0 | 0 |
| Gambling - Operating/Promoting | 0 | 0 | 0 | 0 |
| Gambling - Equipment Violations | 0 | 0 | 0 | 0 |
| Gambling - Sports Tampering | 0 | 0 | 0 | 0 |
| Pornography/Obscene Material | 0 | 0 | 0 | 0 |
| Prostitution | 0 | 0 | 0 | 0 |
| Prostitution Assisting/Promoting | 0 | 0 | 0 | 0 |
| Purchasing Prostitution | 0 | 0 | 0 | 0 |
| Weapon Law Violations | 3 | 3 | 0 | 0 |
| Total Group A Offenses | 65 | 42 | 21 | 5 |

(*) Offenses are counted using the FBI Units of Count for Crime

(**) The 'Arrests' column shows arrests made for incidents during the selected period, regardless of arrest date. Arrest counts for the same period may change over time.

Whitwell Police Department - NIBRS Agency Crime Overview - 2018

| 2017 Population Estimate | 1,705 | Offenses (*) | | Arrests (**) | | | |
|---------------------------------------|-----------------|----------------------------------|-----------------------------------|--------------|----------|---|---|
| | | Reported | Cleared | Adult | Juvenile | | |
| Offense Overview | | Group A Offenses | | | | | |
| Crimes Against Persons | | Crimes Against Persons | | | | | |
| Offense Total | 78 | Murder | 0 | 0 | 0 | 0 | |
| Number Cleared | 23 | Negligent Manslaughter | 0 | 0 | 0 | 0 | |
| Percent Cleared | 29.49 % | Negligent Vehicular Manslaughter | 0 | 0 | 0 | 0 | |
| Group A Crimes per 100,000 population | 4,574.8 | Kidnapping/Abduction | 1 | 0 | 0 | 0 | |
| | | Forcible Rape | 0 | 0 | 0 | 0 | |
| | | Forcible Sodomy | 0 | 0 | 0 | 0 | |
| | | Sexual Assault W/Object | 0 | 0 | 0 | 0 | |
| | | Forcible Fondling | 0 | 0 | 0 | 0 | |
| | | Incest | 0 | 0 | 0 | 0 | |
| Arrest Overview | | Statutory Rape | 0 | 0 | 0 | 0 | |
| Total Arrests | 38 | Aggravated Assault | 8 | 3 | 2 | 0 | |
| Adult Arrests | 37 | Simple Assault | 12 | 5 | 7 | 1 | |
| Juvenile Arrests | 1 | Intimidation | 6 | 1 | 1 | 0 | |
| Unknown Age | 0 | Stalking | 0 | 0 | 0 | 0 | |
| Arrests per 100,000 population | 2,228.7 | Commercial Sex Acts | 0 | 0 | 0 | 0 | |
| | | Involuntary Servitude | 0 | 0 | 0 | 0 | |
| Average number offenses/incident | 1.07 | Crimes Against Property | | | | | |
| Domestic Violence Victims | | Crimes Against Property | | | | | |
| Offense | Reported | Cleared | | | | | |
| Murder | 0 | 0 | Arson | 1 | 0 | 0 | 0 |
| Aggravated Assault | 3 | 1 | Bribery | 0 | 0 | 0 | 0 |
| Simple Assault | 6 | 4 | Burglary | 9 | 2 | 2 | 0 |
| Intimidation | 3 | 1 | Counterfeiting/Forgery | 3 | 1 | 1 | 0 |
| Stalking | 0 | 0 | Destruction/Damage/Vandalism | 6 | 1 | 1 | 0 |
| Forcible Rape | 0 | 0 | Embezzlement | 0 | 0 | 0 | 0 |
| Forcible Sodomy | 0 | 0 | Extortion/Blackmail | 0 | 0 | 0 | 0 |
| Sexual Assault W/Object | 0 | 0 | Fraud - False Pretenses | 1 | 0 | 0 | 0 |
| Forcible Fondling | 0 | 0 | Fraud - Credit Card/ATM | 0 | 0 | 0 | 0 |
| Incest | 0 | 0 | Fraud - Impersonation | 2 | 1 | 0 | 0 |
| Statutory Rape | 0 | 0 | Fraud - Welfare | 0 | 0 | 0 | 0 |
| Kidnapping/Abduction | 1 | 0 | Fraud - Wire | 0 | 0 | 0 | 0 |
| Commercial Sex Acts | 0 | 0 | Fraud - Identity Theft | 0 | 0 | 0 | 0 |
| Involuntary Servitude | 0 | 0 | Fraud - Computer Hacking/Invasion | 0 | 0 | 0 | 0 |
| Total | 13 | 6 | Robbery | 0 | 0 | 0 | 0 |
| Group B Arrests | | | Theft - Pocket-picking | 8 | 0 | 0 | 0 |
| Offense | Adult | Juvenile | Theft - Purse Snatching | 0 | 0 | 0 | 0 |
| Bad Checks | 0 | 0 | Theft - Shoplifting | 2 | 1 | 1 | 0 |
| Curfew/Vagrancy | 0 | 0 | Theft From Building | 0 | 0 | 0 | 0 |
| Disorderly Conduct | 1 | 0 | Theft From Coin Machine | 0 | 0 | 0 | 0 |
| DUI | 5 | 0 | Theft From Motor Vehicle | 0 | 0 | 0 | 0 |
| Drunkenness | 1 | 0 | Theft of Motor Vehicle Parts | 0 | 0 | 0 | 0 |
| Family-Non Violent | 1 | 0 | Theft - All Other Larceny | 3 | 0 | 0 | 0 |
| Liquor Law Violations | 0 | 0 | Motor Vehicle Theft | 6 | 1 | 1 | 0 |
| Peeping Tom | 0 | 0 | Stolen Property Offenses | 0 | 0 | 0 | 0 |
| Runaway | 0 | 0 | | | | | |
| Trespass | 1 | 0 | | | | | |
| All Other Offenses | 6 | 0 | | | | | |
| Total Group B | 15 | 0 | | | | | |

(*) Offenses are counted using the FBI Units of Count for Crime

(**) The 'Arrests' column shows arrests made for incidents during the selected period, regardless of arrest date. Arrest counts for the same period may change over time.

This report is valid as of May 06, 2019 and is subject to change

Whitwell Police Department - NIBRS Agency Crime Overview - 2018

| Crimes Against Society | | | | |
|------------------------------------|-----------|-----------|-----------|----------|
| Animal Cruelty | 0 | 0 | 0 | 0 |
| Drug/Narcotic Violations | 6 | 5 | 5 | 0 |
| Drug/Narcotic Equipment Violations | 3 | 2 | 1 | 0 |
| Gambling - Betting/Wagering | 0 | 0 | 0 | 0 |
| Gambling - Operating/Promoting | 0 | 0 | 0 | 0 |
| Gambling - Equipment Violations | 0 | 0 | 0 | 0 |
| Gambling - Sports Tampering | 0 | 0 | 0 | 0 |
| Pornography/Obscene Material | 0 | 0 | 0 | 0 |
| Prostitution | 0 | 0 | 0 | 0 |
| Prostitution Assisting/Promoting | 0 | 0 | 0 | 0 |
| Purchasing Prostitution | 0 | 0 | 0 | 0 |
| Weapon Law Violations | 1 | 0 | 0 | 0 |
| Total Group A Offenses | 78 | 23 | 22 | 1 |

(*) Offenses are counted using the FBI Units of Count for Crime

(**) The 'Arrests' column shows arrests made for incidents during the selected period, regardless of arrest date. Arrest counts for the same period may change over time.

Winchester Police Department - NIBRS Agency Crime Overview - 2018

| | | | | | | |
|---------------------------------------|-----------------|----------------------------------|-----------------------------------|---------------------|-------|----------|
| 2017 Population Estimate | 8,502 | Offenses (*) | | Arrests (**) | | |
| Offense Overview | | Group A Offenses | Reported | Cleared | Adult | Juvenile |
| | | Crimes Against Persons | | | | |
| Offense Total | 985 | Murder | 1 | 0 | 0 | 0 |
| Number Cleared | 559 | Negligent Manslaughter | 0 | 0 | 0 | 0 |
| Percent Cleared | 56.75 % | Negligent Vehicular Manslaughter | 0 | 0 | 0 | 0 |
| Group A Crimes per 100,000 population | 11,585.5 | Kidnapping/Abduction | 8 | 6 | 3 | 0 |
| | | Forcible Rape | 2 | 0 | 0 | 0 |
| | | Forcible Sodomy | 0 | 0 | 0 | 0 |
| | | Sexual Assault W/Object | 0 | 0 | 0 | 0 |
| Arrest Overview | | Forcible Fondling | 5 | 0 | 0 | 0 |
| Total Arrests | 685 | Incest | 0 | 0 | 0 | 0 |
| Adult Arrests | 645 | Statutory Rape | 0 | 0 | 0 | 0 |
| Juvenile Arrests | 40 | Aggravated Assault | 47 | 32 | 20 | 3 |
| Unknown Age | 0 | Simple Assault | 106 | 69 | 43 | 4 |
| Arrests per 100,000 population | 8,056.9 | Intimidation | 37 | 6 | 7 | 0 |
| | | Stalking | 6 | 3 | 2 | 1 |
| | | Commercial Sex Acts | 0 | 0 | 0 | 0 |
| Average number offenses/incident | 1.23 | Involuntary Servitude | 0 | 0 | 0 | 0 |
| | | Crimes Against Property | | | | |
| Domestic Violence Victims | | Arson | 0 | 0 | 0 | 0 |
| Offense | Reported | Cleared | | | | |
| Murder | 0 | 0 | Bribery | 0 | 0 | 0 |
| Aggravated Assault | 15 | 11 | Burglary | 46 | 8 | 5 |
| Simple Assault | 73 | 57 | Counterfeiting/Forgery | 28 | 5 | 4 |
| Intimidation | 7 | 5 | Destruction/Damage/Vandalism | 77 | 17 | 6 |
| Stalking | 2 | 1 | Embezzlement | 2 | 1 | 0 |
| Forcible Rape | 1 | 0 | Extortion/Blackmail | 0 | 0 | 0 |
| Forcible Sodomy | 0 | 0 | Fraud - False Pretenses | 26 | 15 | 10 |
| Sexual Assault W/Object | 0 | 0 | Fraud - Credit Card/ATM | 17 | 4 | 6 |
| Forcible Fondling | 1 | 0 | Fraud - Impersonation | 4 | 3 | 3 |
| Incest | 0 | 0 | Fraud - Welfare | 0 | 0 | 0 |
| Statutory Rape | 0 | 0 | Fraud - Wire | 4 | 0 | 0 |
| Kidnapping/Abduction | 5 | 4 | Fraud - Identity Theft | 1 | 0 | 0 |
| Commercial Sex Acts | 0 | 0 | Fraud - Computer Hacking/Invasion | 0 | 0 | 0 |
| Involuntary Servitude | 0 | 0 | Robbery | 4 | 1 | 0 |
| Total | 104 | 78 | Theft - Pocket-picking | 0 | 0 | 0 |
| Group B Arrests | | | Theft - Purse Snatching | 0 | 0 | 0 |
| Offense | Adult | Juvenile | Theft - Shoplifting | 96 | 84 | 85 |
| Bad Checks | 0 | 0 | Theft From Building | 40 | 7 | 3 |
| Curfew/Vagrancy | 0 | 2 | Theft From Coin Machine | 2 | 1 | 0 |
| Disorderly Conduct | 57 | 1 | Theft From Motor Vehicle | 31 | 4 | 7 |
| DUI | 48 | 0 | Theft of Motor Vehicle Parts | 17 | 1 | 1 |
| Drunkenness | 46 | 0 | Theft - All Other Larceny | 43 | 13 | 9 |
| Family-Non Violent | 0 | 0 | Motor Vehicle Theft | 16 | 4 | 3 |
| Liquor Law Violations | 10 | 15 | Stolen Property Offenses | 0 | 0 | 0 |
| Peeping Tom | 0 | 0 | | | | |
| Runaway | 0 | 0 | | | | |
| Trespass | 18 | 2 | | | | |
| All Other Offenses | 57 | 1 | | | | |
| Total Group B | 236 | 21 | | | | |

(*) Offenses are counted using the FBI Units of Count for Crime

(**) The 'Arrests' column shows arrests made for incidents during the selected period, regardless of arrest date. Arrest counts for the same period may change over time.

Winchester Police Department - NIBRS Agency Crime Overview - 2018

| Crimes Against Society | | | | |
|------------------------------------|------------|------------|------------|-----------|
| Animal Cruelty | 2 | 0 | 0 | 0 |
| Drug/Narcotic Violations | 187 | 159 | 159 | 8 |
| Drug/Narcotic Equipment Violations | 111 | 103 | 32 | 0 |
| Gambling - Betting/Wagering | 0 | 0 | 0 | 0 |
| Gambling - Operating/Promoting | 0 | 0 | 0 | 0 |
| Gambling - Equipment Violations | 0 | 0 | 0 | 0 |
| Gambling - Sports Tampering | 0 | 0 | 0 | 0 |
| Pornography/Obscene Material | 1 | 0 | 0 | 0 |
| Prostitution | 1 | 0 | 0 | 0 |
| Prostitution Assisting/Promoting | 0 | 0 | 0 | 0 |
| Purchasing Prostitution | 0 | 0 | 0 | 0 |
| Weapon Law Violations | 17 | 13 | 1 | 0 |
| Total Group A Offenses | 985 | 559 | 409 | 19 |

(*) Offenses are counted using the FBI Units of Count for Crime

(**) The 'Arrests' column shows arrests made for incidents during the selected period, regardless of arrest date. Arrest counts for the same period may change over time.

This report is valid as of May 06, 2019 and is subject to change

Woodbury Police Department - NIBRS Agency Crime Overview - 2018

| 2017 Population Estimate | | 2,793 | | Offenses (*) | | Arrests (**) | |
|---------------------------------------|-----------|----------------------------------|-----------------------------------|-------------------------|---------|--------------|----------|
| Offense Overview | | Crimes Against Persons | | Reported | Cleared | Adult | Juvenile |
| Offense Total | 132 | Murder | | 0 | 0 | 0 | 0 |
| Number Cleared | 104 | Negligent Manslaughter | | 0 | 0 | 0 | 0 |
| Percent Cleared | 78.79 % | Negligent Vehicular Manslaughter | | 0 | 0 | 0 | 0 |
| Group A Crimes per 100,000 population | 4,726.1 | Kidnapping/Abduction | | 0 | 0 | 0 | 0 |
| | | Forcible Rape | | 0 | 0 | 0 | 0 |
| | | Forcible Sodomy | | 0 | 0 | 0 | 0 |
| | | Sexual Assault W/Object | | 0 | 0 | 0 | 0 |
| | | Forcible Fondling | | 1 | 1 | 0 | 1 |
| | | Incest | | 0 | 0 | 0 | 0 |
| | | Statutory Rape | | 0 | 0 | 0 | 0 |
| | | Aggravated Assault | | 12 | 12 | 7 | 0 |
| | | Simple Assault | | 14 | 13 | 13 | 0 |
| | | Intimidation | | 1 | 1 | 1 | 0 |
| | | Stalking | | 0 | 0 | 0 | 0 |
| | | Commercial Sex Acts | | 0 | 0 | 0 | 0 |
| | | Involuntary Servitude | | 0 | 0 | 0 | 0 |
| | | Average number offenses/incident | 1.32 | | | | |
| Domestic Violence Victims | | | | Crimes Against Property | | | |
| Offense | Reported | Cleared | | Reported | Cleared | Adult | Juvenile |
| Murder | 0 | 0 | Arson | 0 | 0 | 0 | 0 |
| Aggravated Assault | 12 | 12 | Bribery | 0 | 0 | 0 | 0 |
| Simple Assault | 13 | 13 | Burglary | 8 | 1 | 1 | 0 |
| Intimidation | 1 | 1 | Counterfeiting/Forgery | 4 | 3 | 3 | 0 |
| Stalking | 0 | 0 | Destruction/Damage/Vandalism | 5 | 3 | 2 | 1 |
| Forcible Rape | 0 | 0 | Embezzlement | 1 | 1 | 1 | 0 |
| Forcible Sodomy | 0 | 0 | Extortion/Blackmail | 0 | 0 | 0 | 0 |
| Sexual Assault W/Object | 0 | 0 | Fraud - False Pretenses | 4 | 3 | 1 | 0 |
| Forcible Fondling | 0 | 0 | Fraud - Credit Card/ATM | 2 | 0 | 0 | 0 |
| Incest | 0 | 0 | Fraud - Impersonation | 1 | 0 | 0 | 0 |
| Statutory Rape | 0 | 0 | Fraud - Welfare | 0 | 0 | 0 | 0 |
| Kidnapping/Abduction | 0 | 0 | Fraud - Wire | 0 | 0 | 0 | 0 |
| Commercial Sex Acts | 0 | 0 | Fraud - Identity Theft | 0 | 0 | 0 | 0 |
| Involuntary Servitude | 0 | 0 | Fraud - Computer Hacking/Invasion | 0 | 0 | 0 | 0 |
| Total | 26 | 26 | Robbery | 1 | 0 | 0 | 0 |
| | | | Theft - Pocket-picking | 0 | 0 | 0 | 0 |
| | | | Theft - Purse Snatching | 0 | 0 | 0 | 0 |
| | | | Theft - Shoplifting | 5 | 5 | 4 | 0 |
| | | | Theft From Building | 5 | 4 | 4 | 0 |
| | | | Theft From Coin Machine | 1 | 1 | 0 | 2 |
| | | | Theft From Motor Vehicle | 4 | 0 | 0 | 0 |
| | | | Theft of Motor Vehicle Parts | 0 | 0 | 0 | 0 |
| | | | Theft - All Other Larceny | 6 | 3 | 2 | 0 |
| | | | Motor Vehicle Theft | 3 | 1 | 0 | 0 |
| | | | Stolen Property Offenses | 0 | 0 | 0 | 0 |
| Group B Arrests | | | | | | | |
| Offense | Adult | Juvenile | | | | | |
| Bad Checks | 1 | 0 | | | | | |
| Curfew/Vagrancy | 0 | 0 | | | | | |
| Disorderly Conduct | 2 | 0 | | | | | |
| DUI | 20 | 0 | | | | | |
| Drunkenness | 7 | 0 | | | | | |
| Family-Non Violent | 0 | 0 | | | | | |
| Liquor Law Violations | 1 | 0 | | | | | |
| Peeping Tom | 0 | 0 | | | | | |
| Runaway | 0 | 0 | | | | | |
| Trespass | 3 | 1 | | | | | |
| All Other Offenses | 9 | 0 | | | | | |
| Total Group B | 43 | 1 | | | | | |

(*) Offenses are counted using the FBI Units of Count for Crime

(**) The 'Arrests' column shows arrests made for incidents during the selected period, regardless of arrest date. Arrest counts for the same period may change over time.

This report is valid as of May 06, 2019 and is subject to change

Woodbury Police Department - NIBRS Agency Crime Overview - 2018

| Crimes Against Society | | | | |
|------------------------------------|------------|------------|-----------|----------|
| Animal Cruelty | 0 | 0 | 0 | 0 |
| Drug/Narcotic Violations | 28 | 27 | 22 | 4 |
| Drug/Narcotic Equipment Violations | 26 | 25 | 9 | 0 |
| Gambling - Betting/Wagering | 0 | 0 | 0 | 0 |
| Gambling - Operating/Promoting | 0 | 0 | 0 | 0 |
| Gambling - Equipment Violations | 0 | 0 | 0 | 0 |
| Gambling - Sports Tampering | 0 | 0 | 0 | 0 |
| Pornography/Obscene Material | 0 | 0 | 0 | 0 |
| Prostitution | 0 | 0 | 0 | 0 |
| Prostitution Assisting/Promoting | 0 | 0 | 0 | 0 |
| Purchasing Prostitution | 0 | 0 | 0 | 0 |
| Weapon Law Violations | 0 | 0 | 0 | 0 |
| Total Group A Offenses | 132 | 104 | 70 | 8 |

(*) Offenses are counted using the FBI Units of Count for Crime

(**) The 'Arrests' column shows arrests made for incidents during the selected period, regardless of arrest date. Arrest counts for the same period may change over time.

O

E

H

O

H



**CRIME IN
TENNESSEE
2018**

**OTHER
POLICE
DEPARTMENTS**

Chattanooga Housing Authority - NIBRS Agency Crime Overview - 2018

| 2017 Population Estimate | N/A | Offenses (*) | | Arrests (**) | | | |
|---------------------------------------|-----------------|----------------------------------|-----------------------------------|--------------|----------|---|---|
| | | Reported | Cleared | Adult | Juvenile | | |
| Offense Overview | | Group A Offenses | | | | | |
| | | Crimes Against Persons | | | | | |
| Offense Total | 120 | Murder | 0 | 0 | 0 | 0 | |
| Number Cleared | 120 | Negligent Manslaughter | 0 | 0 | 0 | 0 | |
| Percent Cleared | 100.00 % | Negligent Vehicular Manslaughter | 0 | 0 | 0 | 0 | |
| Group A Crimes per 100,000 population | N/A | Kidnapping/Abduction | 0 | 0 | 0 | 0 | |
| | | Forcible Rape | 0 | 0 | 0 | 0 | |
| | | Forcible Sodomy | 0 | 0 | 0 | 0 | |
| | | Sexual Assault W/Object | 0 | 0 | 0 | 0 | |
| Arrest Overview | | Forcible Fondling | 0 | 0 | 0 | 0 | |
| Total Arrests | 201 | Incest | 0 | 0 | 0 | 0 | |
| Adult Arrests | 198 | Statutory Rape | 0 | 0 | 0 | 0 | |
| Juvenile Arrests | 3 | Aggravated Assault | 0 | 0 | 0 | 0 | |
| Unknown Age | 0 | Simple Assault | 0 | 0 | 0 | 0 | |
| Arrests per 100,000 population | N/A | Intimidation | 0 | 0 | 0 | 0 | |
| | | Stalking | 0 | 0 | 0 | 0 | |
| | | Commercial Sex Acts | 0 | 0 | 0 | 0 | |
| Average number offenses/incident | 1.24 | Involuntary Servitude | 0 | 0 | 0 | 0 | |
| Domestic Violence Victims | | Crimes Against Property | | | | | |
| Offense | Reported | Cleared | | | | | |
| Murder | 0 | 0 | Arson | 0 | 0 | 0 | 0 |
| Aggravated Assault | 0 | 0 | Bribery | 0 | 0 | 0 | 0 |
| Simple Assault | 0 | 0 | Burglary | 0 | 0 | 0 | 0 |
| Intimidation | 0 | 0 | Counterfeiting/Forgery | 0 | 0 | 0 | 0 |
| Stalking | 0 | 0 | Destruction/Damage/Vandalism | 4 | 4 | 2 | 0 |
| Forcible Rape | 0 | 0 | Embezzlement | 0 | 0 | 0 | 0 |
| Forcible Sodomy | 0 | 0 | Extortion/Blackmail | 0 | 0 | 0 | 0 |
| Sexual Assault W/Object | 0 | 0 | Fraud - False Pretenses | 0 | 0 | 0 | 0 |
| Forcible Fondling | 0 | 0 | Fraud - Credit Card/ATM | 0 | 0 | 0 | 0 |
| Incest | 0 | 0 | Fraud - Impersonation | 0 | 0 | 0 | 0 |
| Statutory Rape | 0 | 0 | Fraud - Welfare | 0 | 0 | 0 | 0 |
| Kidnapping/Abduction | 0 | 0 | Fraud - Wire | 0 | 0 | 0 | 0 |
| Commercial Sex Acts | 0 | 0 | Fraud - Identity Theft | 0 | 0 | 0 | 0 |
| Involuntary Servitude | 0 | 0 | Fraud - Computer Hacking/Invasion | 0 | 0 | 0 | 0 |
| Total | 0 | 0 | Robbery | 0 | 0 | 0 | 0 |
| | | | Theft - Pocket-picking | 0 | 0 | 0 | 0 |
| | | | Theft - Purse Snatching | 0 | 0 | 0 | 0 |
| Group B Arrests | | | Theft - Shoplifting | 0 | 0 | 0 | 0 |
| Offense | Adult | Juvenile | Theft From Building | 0 | 0 | 0 | 0 |
| Bad Checks | 0 | 0 | Theft From Coin Machine | 0 | 0 | 0 | 0 |
| Curfew/Vagrancy | 0 | 0 | Theft From Motor Vehicle | 0 | 0 | 0 | 0 |
| Disorderly Conduct | 4 | 0 | Theft of Motor Vehicle Parts | 0 | 0 | 0 | 0 |
| DUI | 0 | 0 | Theft - All Other Larceny | 0 | 0 | 0 | 0 |
| Drunkenness | 2 | 0 | Motor Vehicle Theft | 0 | 0 | 0 | 0 |
| Family-Non Violent | 0 | 0 | Stolen Property Offenses | 1 | 1 | 0 | 0 |
| Liquor Law Violations | 0 | 0 | | | | | |
| Peeping Tom | 0 | 0 | | | | | |
| Runaway | 0 | 0 | | | | | |
| Trespass | 71 | 0 | | | | | |
| All Other Offenses | 26 | 0 | | | | | |
| Total Group B | 103 | 0 | | | | | |

(*) Offenses are counted using the FBI Units of Count for Crime

(**) The 'Arrests' column shows arrests made for incidents during the selected period, regardless of arrest date. Arrest counts for the same period may change over time.

This report is valid as of May 06, 2019 and is subject to change

Chattanooga Housing Authority - NIBRS Agency Crime Overview - 2018

| Crimes Against Society | | | | |
|------------------------------------|------------|------------|-----------|----------|
| Animal Cruelty | 0 | 0 | 0 | 0 |
| Drug/Narcotic Violations | 77 | 77 | 77 | 1 |
| Drug/Narcotic Equipment Violations | 30 | 30 | 13 | 0 |
| Gambling - Betting/Wagering | 1 | 1 | 0 | 0 |
| Gambling - Operating/Promoting | 0 | 0 | 0 | 0 |
| Gambling - Equipment Violations | 0 | 0 | 0 | 0 |
| Gambling - Sports Tampering | 0 | 0 | 0 | 0 |
| Pornography/Obscene Material | 0 | 0 | 0 | 0 |
| Prostitution | 0 | 0 | 0 | 0 |
| Prostitution Assisting/Promoting | 0 | 0 | 0 | 0 |
| Purchasing Prostitution | 0 | 0 | 0 | 0 |
| Weapon Law Violations | 7 | 7 | 3 | 2 |
| Total Group A Offenses | 120 | 120 | 95 | 3 |

(*) Offenses are counted using the FBI Units of Count for Crime

(**) The 'Arrests' column shows arrests made for incidents during the selected period, regardless of arrest date. Arrest counts for the same period may change over time.

Chattanooga Metro Airport Public Safety Department - NIBRS Agency Crime Overview - 2018

| 2017 Population Estimate | N/A | Offenses (*) | | Arrests (**) | |
|---------------------------------------|-----------------|--------------------------------|---------|--------------|----------|
| | | Reported | Cleared | Adult | Juvenile |
| Offense Overview | | Group A Offenses | | | |
| | | Crimes Against Persons | | | |
| Offense Total | 8 | 0 | 0 | 0 | 0 |
| Number Cleared | 7 | 0 | 0 | 0 | 0 |
| Percent Cleared | 87.50 % | 0 | 0 | 0 | 0 |
| Group A Crimes per 100,000 population | N/A | 0 | 0 | 0 | 0 |
| | | Crimes Against Property | | | |
| Arrest Overview | | | | | |
| Total Arrests | 7 | 0 | 0 | 0 | 0 |
| Adult Arrests | 7 | 0 | 0 | 0 | 0 |
| Juvenile Arrests | 0 | 0 | 0 | 0 | 0 |
| Unknown Age | 0 | 3 | 3 | 2 | 0 |
| Arrests per 100,000 population | N/A | 0 | 0 | 0 | 0 |
| Average number offenses/incident | 1.33 | 0 | 0 | 0 | 0 |
| Domestic Violence Victims | | | | | |
| Offense | Reported | Cleared | | | |
| Murder | 0 | 0 | 0 | 0 | 0 |
| Aggravated Assault | 0 | 0 | 0 | 0 | 0 |
| Simple Assault | 0 | 0 | 1 | 1 | 0 |
| Intimidation | 0 | 0 | 0 | 0 | 0 |
| Stalking | 0 | 0 | 0 | 0 | 0 |
| Forcible Rape | 0 | 0 | 0 | 0 | 0 |
| Forcible Sodomy | 0 | 0 | 0 | 0 | 0 |
| Sexual Assault W/Object | 0 | 0 | 0 | 0 | 0 |
| Forcible Fondling | 0 | 0 | 0 | 0 | 0 |
| Incest | 0 | 0 | 0 | 0 | 0 |
| Statutory Rape | 0 | 0 | 0 | 0 | 0 |
| Kidnapping/Abduction | 0 | 0 | 0 | 0 | 0 |
| Commercial Sex Acts | 0 | 0 | 0 | 0 | 0 |
| Involuntary Servitude | 0 | 0 | 0 | 0 | 0 |
| Total | 0 | 0 | | | |
| Group B Arrests | | | | | |
| Offense | Adult | Juvenile | | | |
| Bad Checks | 0 | 0 | 0 | 0 | 0 |
| Curfew/Vagrancy | 0 | 0 | 1 | 0 | 0 |
| Disorderly Conduct | 2 | 0 | 0 | 0 | 0 |
| DUI | 0 | 0 | 1 | 1 | 0 |
| Drunkenness | 1 | 0 | 0 | 0 | 0 |
| Family-Non Violent | 0 | 0 | 0 | 0 | 0 |
| Liquor Law Violations | 0 | 0 | 0 | 0 | 0 |
| Peeping Tom | 0 | 0 | 0 | 0 | 0 |
| Runaway | 0 | 0 | 0 | 0 | 0 |
| Trespass | 0 | 0 | 0 | 0 | 0 |
| All Other Offenses | 0 | 0 | 0 | 0 | 0 |
| Total Group B | 3 | 0 | | | |

(*) Offenses are counted using the FBI Units of Count for Crime

(**) The 'Arrests' column shows arrests made for incidents during the selected period, regardless of arrest date. Arrest counts for the same period may change over time.

Chattanooga Metro Airport Public Safety Department - NIBRS Agency Crime Overview - 2018

| Crimes Against Society | | | | |
|------------------------------------|----------|----------|----------|----------|
| Animal Cruelty | 0 | 0 | 0 | 0 |
| Drug/Narcotic Violations | 1 | 1 | 1 | 0 |
| Drug/Narcotic Equipment Violations | 0 | 0 | 0 | 0 |
| Gambling - Betting/Wagering | 0 | 0 | 0 | 0 |
| Gambling - Operating/Promoting | 0 | 0 | 0 | 0 |
| Gambling - Equipment Violations | 0 | 0 | 0 | 0 |
| Gambling - Sports Tampering | 0 | 0 | 0 | 0 |
| Pornography/Obscene Material | 0 | 0 | 0 | 0 |
| Prostitution | 0 | 0 | 0 | 0 |
| Prostitution Assisting/Promoting | 0 | 0 | 0 | 0 |
| Purchasing Prostitution | 0 | 0 | 0 | 0 |
| Weapon Law Violations | 1 | 1 | 1 | 0 |
| Total Group A Offenses | 8 | 7 | 4 | 0 |

(*) Offenses are counted using the FBI Units of Count for Crime

(**) The 'Arrests' column shows arrests made for incidents during the selected period, regardless of arrest date. Arrest counts for the same period may change over time.

Knoxville Metro Airport Authority - NIBRS Agency Crime Overview - 2018

| 2017 Population Estimate | N/A | Offenses (*) | | Arrests (**) | |
|---------------------------------------|-----------------|--------------------------------|---------|--------------|----------|
| | | Reported | Cleared | Adult | Juvenile |
| Offense Overview | | Group A Offenses | | | |
| Crimes Against Persons | | | | | |
| Offense Total | 50 | 0 | 0 | 0 | 0 |
| Number Cleared | 10 | 0 | 0 | 0 | 0 |
| Percent Cleared | 20.00 % | 0 | 0 | 0 | 0 |
| Group A Crimes per 100,000 population | N/A | 0 | 0 | 0 | 0 |
| Arrest Overview | | Crimes Against Property | | | |
| Total Arrests | | | | | |
| Adult Arrests | 20 | 0 | 0 | 0 | 0 |
| Juvenile Arrests | 0 | 0 | 0 | 0 | 0 |
| Unknown Age | 0 | 3 | 0 | 0 | 0 |
| Arrests per 100,000 population | N/A | 4 | 0 | 0 | 0 |
| Average number offenses/incident | 1.00 | 0 | 0 | 0 | 0 |
| Domestic Violence Victims | | | | | |
| Offense | Reported | Cleared | | | |
| Murder | 0 | 0 | 0 | 0 | 0 |
| Aggravated Assault | 0 | 0 | 0 | 0 | 0 |
| Simple Assault | 1 | 0 | 0 | 0 | 0 |
| Intimidation | 2 | 0 | 0 | 0 | 0 |
| Stalking | 0 | 0 | 0 | 0 | 0 |
| Forcible Rape | 0 | 0 | 0 | 0 | 0 |
| Forcible Sodomy | 0 | 0 | 0 | 0 | 0 |
| Sexual Assault W/Object | 0 | 0 | 0 | 0 | 0 |
| Forcible Fondling | 0 | 0 | 0 | 0 | 0 |
| Incest | 0 | 0 | 0 | 0 | 0 |
| Statutory Rape | 0 | 0 | 0 | 0 | 0 |
| Kidnapping/Abduction | 0 | 0 | 0 | 0 | 0 |
| Commercial Sex Acts | 0 | 0 | 0 | 0 | 0 |
| Involuntary Servitude | 0 | 0 | 0 | 0 | 0 |
| Total | 3 | 0 | 0 | 0 | 0 |
| Group B Arrests | | | | | |
| Offense | Adult | Juvenile | | | |
| Bad Checks | 0 | 0 | 0 | 0 | 0 |
| Curfew/Vagrancy | 0 | 0 | 0 | 0 | 0 |
| Disorderly Conduct | 1 | 0 | 0 | 0 | 0 |
| DUI | 0 | 0 | 0 | 0 | 0 |
| Drunkenness | 9 | 0 | 0 | 0 | 0 |
| Family-Non Violent | 0 | 0 | 0 | 0 | 0 |
| Liquor Law Violations | 0 | 0 | 0 | 0 | 0 |
| Peeping Tom | 0 | 0 | 0 | 0 | 0 |
| Runaway | 0 | 0 | 0 | 0 | 0 |
| Trespass | 0 | 0 | 0 | 0 | 0 |
| All Other Offenses | 0 | 0 | 0 | 0 | 0 |
| Total Group B | 10 | 0 | 0 | 0 | 0 |

(*) Offenses are counted using the FBI Units of Count for Crime

(**) The 'Arrests' column shows arrests made for incidents during the selected period, regardless of arrest date. Arrest counts for the same period may change over time.

Knoxville Metro Airport Authority - NIBRS Agency Crime Overview - 2018

| Crimes Against Society | | | | |
|------------------------------------|-----------|-----------|-----------|----------|
| Animal Cruelty | 0 | 0 | 0 | 0 |
| Drug/Narcotic Violations | 0 | 0 | 0 | 0 |
| Drug/Narcotic Equipment Violations | 1 | 1 | 1 | 0 |
| Gambling - Betting/Wagering | 0 | 0 | 0 | 0 |
| Gambling - Operating/Promoting | 0 | 0 | 0 | 0 |
| Gambling - Equipment Violations | 0 | 0 | 0 | 0 |
| Gambling - Sports Tampering | 0 | 0 | 0 | 0 |
| Pornography/Obscene Material | 0 | 0 | 0 | 0 |
| Prostitution | 0 | 0 | 0 | 0 |
| Prostitution Assisting/Promoting | 0 | 0 | 0 | 0 |
| Purchasing Prostitution | 0 | 0 | 0 | 0 |
| Weapon Law Violations | 8 | 8 | 8 | 0 |
| Total Group A Offenses | 50 | 10 | 10 | 0 |

(*) Offenses are counted using the FBI Units of Count for Crime

(**) The 'Arrests' column shows arrests made for incidents during the selected period, regardless of arrest date. Arrest counts for the same period may change over time.

Memphis Shelby County Airport Authority Police - NIBRS Agency Crime Overview - 2018

| 2017 Population Estimate | N/A | Offenses (*) | | Arrests (**) | | |
|---------------------------------------|-----------------|----------------------------------|-----------------------------------|--------------|----------|---|
| | | Reported | Cleared | Adult | Juvenile | |
| Offense Overview | | Group A Offenses | | | | |
| Crimes Against Persons | | | | | | |
| Offense Total | 386 | Murder | 0 | 0 | 0 | 0 |
| Number Cleared | 77 | Negligent Manslaughter | 0 | 0 | 0 | 0 |
| Percent Cleared | 19.95 % | Negligent Vehicular Manslaughter | 0 | 0 | 0 | 0 |
| Group A Crimes per 100,000 population | N/A | Kidnapping/Abduction | 0 | 0 | 0 | 0 |
| | | Forcible Rape | 1 | 0 | 0 | 0 |
| | | Forcible Sodomy | 0 | 0 | 0 | 0 |
| | | Sexual Assault W/Object | 0 | 0 | 0 | 0 |
| Arrest Overview | | Forcible Fondling | 1 | 0 | 0 | 0 |
| Total Arrests | 85 | Incest | 0 | 0 | 0 | 0 |
| Adult Arrests | 85 | Statutory Rape | 0 | 0 | 0 | 0 |
| Juvenile Arrests | 0 | Aggravated Assault | 3 | 0 | 0 | 0 |
| Unknown Age | 0 | Simple Assault | 13 | 2 | 2 | 0 |
| Arrests per 100,000 population | N/A | Intimidation | 9 | 0 | 0 | 0 |
| | | Stalking | 0 | 0 | 0 | 0 |
| | | Commercial Sex Acts | 0 | 0 | 0 | 0 |
| Average number offenses/incident | 1.03 | Involuntary Servitude | 0 | 0 | 0 | 0 |
| Domestic Violence Victims | | Crimes Against Property | | | | |
| Offense | Reported | Cleared | | | | |
| Murder | 0 | 0 | Arson | 0 | 0 | 0 |
| Aggravated Assault | 0 | 0 | Bribery | 0 | 0 | 0 |
| Simple Assault | 3 | 2 | Burglary | 0 | 0 | 0 |
| Intimidation | 0 | 0 | Counterfeiting/Forgery | 0 | 0 | 0 |
| Stalking | 0 | 0 | Destruction/Damage/Vandalism | 54 | 1 | 1 |
| Forcible Rape | 0 | 0 | Embezzlement | 15 | 7 | 7 |
| Forcible Sodomy | 0 | 0 | Extortion/Blackmail | 0 | 0 | 0 |
| Sexual Assault W/Object | 0 | 0 | Fraud - False Pretenses | 0 | 0 | 0 |
| Forcible Fondling | 0 | 0 | Fraud - Credit Card/ATM | 5 | 1 | 1 |
| Incest | 0 | 0 | Fraud - Impersonation | 0 | 0 | 0 |
| Statutory Rape | 0 | 0 | Fraud - Welfare | 0 | 0 | 0 |
| Kidnapping/Abduction | 0 | 0 | Fraud - Wire | 0 | 0 | 0 |
| Commercial Sex Acts | 0 | 0 | Fraud - Identity Theft | 0 | 0 | 0 |
| Involuntary Servitude | 0 | 0 | Fraud - Computer Hacking/Invasion | 0 | 0 | 0 |
| Total | 3 | 2 | Robbery | 0 | 0 | 0 |
| | | | Theft - Pocket-picking | 0 | 0 | 0 |
| Group B Arrests | | | Theft - Purse Snatching | 0 | 0 | 0 |
| Offense | Adult | Juvenile | Theft - Shoplifting | 0 | 0 | 0 |
| Bad Checks | 0 | 0 | Theft From Building | 47 | 7 | 7 |
| Curfew/Vagrancy | 0 | 0 | Theft From Coin Machine | 0 | 0 | 0 |
| Disorderly Conduct | 3 | 0 | Theft From Motor Vehicle | 64 | 0 | 0 |
| DUI | 1 | 0 | Theft of Motor Vehicle Parts | 12 | 0 | 0 |
| Drunkenness | 0 | 0 | Theft - All Other Larceny | 12 | 0 | 0 |
| Family-Non Violent | 0 | 0 | Motor Vehicle Theft | 92 | 2 | 2 |
| Liquor Law Violations | 0 | 0 | Stolen Property Offenses | 0 | 0 | 0 |
| Peeping Tom | 0 | 0 | | | | |
| Runaway | 0 | 0 | | | | |
| Trespass | 2 | 0 | | | | |
| All Other Offenses | 1 | 0 | | | | |
| Total Group B | 7 | 0 | | | | |

(*) Offenses are counted using the FBI Units of Count for Crime

(**) The 'Arrests' column shows arrests made for incidents during the selected period, regardless of arrest date. Arrest counts for the same period may change over time.

Memphis Shelby County Airport Authority Police - NIBRS Agency Crime Overview - 2018

| Crimes Against Society | | | | |
|------------------------------------|------------|-----------|-----------|----------|
| Animal Cruelty | 0 | 0 | 0 | 0 |
| Drug/Narcotic Violations | 9 | 8 | 9 | 0 |
| Drug/Narcotic Equipment Violations | 0 | 0 | 0 | 0 |
| Gambling - Betting/Wagering | 0 | 0 | 0 | 0 |
| Gambling - Operating/Promoting | 0 | 0 | 0 | 0 |
| Gambling - Equipment Violations | 0 | 0 | 0 | 0 |
| Gambling - Sports Tampering | 0 | 0 | 0 | 0 |
| Pornography/Obscene Material | 0 | 0 | 0 | 0 |
| Prostitution | 0 | 0 | 0 | 0 |
| Prostitution Assisting/Promoting | 0 | 0 | 0 | 0 |
| Purchasing Prostitution | 0 | 0 | 0 | 0 |
| Weapon Law Violations | 49 | 49 | 49 | 0 |
| Total Group A Offenses | 386 | 77 | 78 | 0 |

(*) Offenses are counted using the FBI Units of Count for Crime

(**) The 'Arrests' column shows arrests made for incidents during the selected period, regardless of arrest date. Arrest counts for the same period may change over time.

Nashville Metro Airport Police Department - NIBRS Agency Crime Overview - 2018

| 2017 Population Estimate | N/A | Offenses (*) | | Arrests (**) | |
|---------------------------------------|-----------------|--------------------------------|---------|--------------|----------|
| | | Reported | Cleared | Adult | Juvenile |
| Offense Overview | | Group A Offenses | | | |
| | | Crimes Against Persons | | | |
| Offense Total | 284 | 0 | 0 | 0 | 0 |
| Number Cleared | 118 | 0 | 0 | 0 | 0 |
| Percent Cleared | 41.55 % | 0 | 0 | 0 | 0 |
| Group A Crimes per 100,000 population | N/A | 0 | 0 | 0 | 0 |
| | | Crimes Against Property | | | |
| Arrest Overview | | | | | |
| Total Arrests | 168 | 0 | 0 | 0 | 0 |
| Adult Arrests | 164 | 0 | 0 | 0 | 0 |
| Juvenile Arrests | 4 | 1 | 1 | 1 | 0 |
| Unknown Age | 0 | 10 | 5 | 5 | 0 |
| Arrests per 100,000 population | N/A | 0 | 0 | 0 | 0 |
| Average number offenses/incident | 1.04 | 0 | 0 | 0 | 0 |
| Domestic Violence Victims | | | | | |
| Offense | Reported | Cleared | | | |
| Murder | 0 | 0 | 0 | 0 | 0 |
| Aggravated Assault | 1 | 1 | 0 | 0 | 0 |
| Simple Assault | 4 | 3 | 0 | 0 | 0 |
| Intimidation | 0 | 0 | 7 | 3 | 3 |
| Stalking | 0 | 0 | 2 | 2 | 2 |
| Forcible Rape | 0 | 0 | 0 | 0 | 0 |
| Forcible Sodomy | 0 | 0 | 89 | 6 | 6 |
| Sexual Assault W/Object | 0 | 0 | 6 | 5 | 6 |
| Forcible Fondling | 0 | 0 | 5 | 3 | 3 |
| Incest | 0 | 0 | 0 | 0 | 0 |
| Statutory Rape | 0 | 0 | 1 | 0 | 0 |
| Kidnapping/Abduction | 0 | 0 | 0 | 0 | 0 |
| Commercial Sex Acts | 0 | 0 | 0 | 0 | 0 |
| Involuntary Servitude | 0 | 0 | 1 | 0 | 0 |
| Total | 5 | 4 | 0 | 0 | 0 |
| Group B Arrests | | | | | |
| Offense | Adult | Juvenile | | | |
| Bad Checks | 0 | 0 | 8 | 2 | 2 |
| Curfew/Vagrancy | 0 | 0 | 27 | 4 | 4 |
| Disorderly Conduct | 6 | 0 | 0 | 0 | 0 |
| DUI | 6 | 0 | 8 | 0 | 0 |
| Drunkenness | 26 | 0 | 2 | 1 | 1 |
| Family-Non Violent | 0 | 0 | 11 | 5 | 4 |
| Liquor Law Violations | 0 | 0 | 26 | 8 | 6 |
| Peeping Tom | 0 | 0 | 0 | 0 | 0 |
| Runaway | 0 | 0 | 0 | 0 | 0 |
| Trespass | 7 | 0 | 0 | 0 | 0 |
| All Other Offenses | 3 | 0 | 0 | 0 | 0 |
| Total Group B | 48 | 0 | 0 | 0 | 0 |

(*) Offenses are counted using the FBI Units of Count for Crime

(**) The 'Arrests' column shows arrests made for incidents during the selected period, regardless of arrest date. Arrest counts for the same period may change over time.

This report is valid as of May 06, 2019 and is subject to change

Nashville Metro Airport Police Department - NIBRS Agency Crime Overview - 2018

| Crimes Against Society | | | | |
|------------------------------------|------------|------------|------------|----------|
| Animal Cruelty | 0 | 0 | 0 | 0 |
| Drug/Narcotic Violations | 50 | 45 | 47 | 0 |
| Drug/Narcotic Equipment Violations | 11 | 10 | 8 | 0 |
| Gambling - Betting/Wagering | 0 | 0 | 0 | 0 |
| Gambling - Operating/Promoting | 0 | 0 | 0 | 0 |
| Gambling - Equipment Violations | 0 | 0 | 0 | 0 |
| Gambling - Sports Tampering | 0 | 0 | 0 | 0 |
| Pornography/Obscene Material | 0 | 0 | 0 | 0 |
| Prostitution | 0 | 0 | 0 | 0 |
| Prostitution Assisting/Promoting | 0 | 0 | 0 | 0 |
| Purchasing Prostitution | 0 | 0 | 0 | 0 |
| Weapon Law Violations | 19 | 18 | 18 | 0 |
| Total Group A Offenses | 284 | 118 | 116 | 4 |

(*) Offenses are counted using the FBI Units of Count for Crime

(**) The 'Arrests' column shows arrests made for incidents during the selected period, regardless of arrest date. Arrest counts for the same period may change over time.

Nashville Metro Park Police - NIBRS Agency Crime Overview - 2018

| 2017 Population Estimate | N/A | Offenses (*) | | Arrests (**) | | | |
|---------------------------------------|-----------------|----------------------------------|-----------------------------------|--------------|----------|---|---|
| | | Reported | Cleared | Adult | Juvenile | | |
| Offense Overview | | Group A Offenses | | | | | |
| Crimes Against Persons | | | | | | | |
| Offense Total | 212 | Murder | 0 | 0 | 0 | 0 | |
| Number Cleared | 21 | Negligent Manslaughter | 0 | 0 | 0 | 0 | |
| Percent Cleared | 9.91 % | Negligent Vehicular Manslaughter | 0 | 0 | 0 | 0 | |
| Group A Crimes per 100,000 population | N/A | Kidnapping/Abduction | 0 | 0 | 0 | 0 | |
| | | Forcible Rape | 0 | 0 | 0 | 0 | |
| | | Forcible Sodomy | 0 | 0 | 0 | 0 | |
| | | Sexual Assault W/Object | 0 | 0 | 0 | 0 | |
| Arrest Overview | | Forcible Fondling | 0 | 0 | 0 | 0 | |
| Total Arrests | 66 | Incest | 0 | 0 | 0 | 0 | |
| Adult Arrests | 62 | Statutory Rape | 0 | 0 | 0 | 0 | |
| Juvenile Arrests | 4 | Aggravated Assault | 5 | 2 | 1 | 1 | |
| Unknown Age | 0 | Simple Assault | 11 | 7 | 2 | 0 | |
| Arrests per 100,000 population | N/A | Intimidation | 0 | 0 | 1 | 0 | |
| | | Stalking | 0 | 0 | 0 | 0 | |
| | | Commercial Sex Acts | 0 | 0 | 0 | 0 | |
| Average number offenses/incident | 1.08 | Involuntary Servitude | 0 | 0 | 0 | 0 | |
| Domestic Violence Victims | | Crimes Against Property | | | | | |
| Offense | Reported | Cleared | | | | | |
| Murder | 0 | 0 | Arson | 0 | 0 | 0 | 0 |
| Aggravated Assault | 1 | 0 | Bribery | 0 | 0 | 0 | 0 |
| Simple Assault | 3 | 3 | Burglary | 2 | 0 | 0 | 0 |
| Intimidation | 0 | 0 | Counterfeiting/Forgery | 1 | 0 | 0 | 0 |
| Stalking | 0 | 0 | Destruction/Damage/Vandalism | 54 | 2 | 1 | 0 |
| Forcible Rape | 0 | 0 | Embezzlement | 0 | 0 | 0 | 0 |
| Forcible Sodomy | 0 | 0 | Extortion/Blackmail | 0 | 0 | 0 | 0 |
| Sexual Assault W/Object | 0 | 0 | Fraud - False Pretenses | 0 | 0 | 0 | 0 |
| Forcible Fondling | 0 | 0 | Fraud - Credit Card/ATM | 0 | 0 | 1 | 0 |
| Incest | 0 | 0 | Fraud - Impersonation | 0 | 0 | 0 | 0 |
| Statutory Rape | 0 | 0 | Fraud - Welfare | 0 | 0 | 0 | 0 |
| Kidnapping/Abduction | 0 | 0 | Fraud - Wire | 0 | 0 | 0 | 0 |
| Commercial Sex Acts | 0 | 0 | Fraud - Identity Theft | 0 | 0 | 0 | 0 |
| Involuntary Servitude | 0 | 0 | Fraud - Computer Hacking/Invasion | 0 | 0 | 0 | 0 |
| Total | 4 | 3 | Robbery | 0 | 0 | 0 | 0 |
| | | | Theft - Pocket-picking | 0 | 0 | 0 | 0 |
| | | | Theft - Purse Snatching | 0 | 0 | 0 | 0 |
| Group B Arrests | | | Theft - Shoplifting | 1 | 1 | 0 | 0 |
| Offense | Adult | Juvenile | Theft From Building | 2 | 0 | 0 | 0 |
| Bad Checks | 0 | 0 | Theft From Coin Machine | 0 | 0 | 0 | 0 |
| Curfew/Vagrancy | 0 | 0 | Theft From Motor Vehicle | 113 | 1 | 0 | 0 |
| Disorderly Conduct | 6 | 0 | Theft of Motor Vehicle Parts | 1 | 0 | 0 | 0 |
| DUI | 1 | 0 | Theft - All Other Larceny | 6 | 0 | 1 | 0 |
| Drunkenness | 3 | 0 | Motor Vehicle Theft | 7 | 0 | 0 | 0 |
| Family-Non Violent | 1 | 0 | Stolen Property Offenses | 0 | 0 | 0 | 0 |
| Liquor Law Violations | 1 | 0 | | | | | |
| Peeping Tom | 0 | 0 | | | | | |
| Runaway | 0 | 0 | | | | | |
| Trespass | 6 | 0 | | | | | |
| All Other Offenses | 28 | 0 | | | | | |
| Total Group B | 46 | 0 | | | | | |

(*) Offenses are counted using the FBI Units of Count for Crime

(**) The 'Arrests' column shows arrests made for incidents during the selected period, regardless of arrest date. Arrest counts for the same period may change over time.

This report is valid as of May 06, 2019 and is subject to change

Nashville Metro Park Police - NIBRS Agency Crime Overview - 2018

| Crimes Against Society | | | | |
|------------------------------------|------------|-----------|-----------|----------|
| Animal Cruelty | 0 | 0 | 0 | 0 |
| Drug/Narcotic Violations | 5 | 5 | 7 | 1 |
| Drug/Narcotic Equipment Violations | 1 | 1 | 0 | 0 |
| Gambling - Betting/Wagering | 0 | 0 | 0 | 0 |
| Gambling - Operating/Promoting | 0 | 0 | 0 | 0 |
| Gambling - Equipment Violations | 0 | 0 | 0 | 0 |
| Gambling - Sports Tampering | 0 | 0 | 0 | 0 |
| Pornography/Obscene Material | 0 | 0 | 0 | 0 |
| Prostitution | 0 | 0 | 0 | 0 |
| Prostitution Assisting/Promoting | 0 | 0 | 0 | 0 |
| Purchasing Prostitution | 0 | 0 | 0 | 0 |
| Weapon Law Violations | 3 | 2 | 2 | 2 |
| Total Group A Offenses | 212 | 21 | 16 | 4 |

(*) Offenses are counted using the FBI Units of Count for Crime

(**) The 'Arrests' column shows arrests made for incidents during the selected period, regardless of arrest date. Arrest counts for the same period may change over time.

Tri-Cities Airport Public Safety Department - NIBRS Agency Crime Overview - 2018

| 2017 Population Estimate | N/A | Offenses (*) | | Arrests (**) | |
|---------------------------------------|-----------------|--------------------------------|---------|--------------|----------|
| | | Reported | Cleared | Adult | Juvenile |
| Offense Overview | | Group A Offenses | | | |
| | | Crimes Against Persons | | | |
| Offense Total | 6 | 0 | 0 | 0 | 0 |
| Number Cleared | 3 | 0 | 0 | 0 | 0 |
| Percent Cleared | 50.00 % | 0 | 0 | 0 | 0 |
| Group A Crimes per 100,000 population | N/A | 0 | 0 | 0 | 0 |
| | | Crimes Against Property | | | |
| Arrest Overview | | | | | |
| Total Arrests | 3 | 0 | 0 | 0 | 0 |
| Adult Arrests | 3 | 0 | 0 | 0 | 0 |
| Juvenile Arrests | 0 | 0 | 0 | 0 | 0 |
| Unknown Age | 0 | 0 | 0 | 0 | 0 |
| Arrests per 100,000 population | N/A | 0 | 0 | 0 | 0 |
| Average number offenses/incident | 1.00 | 0 | 0 | 0 | 0 |
| Domestic Violence Victims | | | | | |
| Offense | Reported | Cleared | | | |
| Murder | 0 | 0 | 0 | 0 | 0 |
| Aggravated Assault | 0 | 0 | 0 | 0 | 0 |
| Simple Assault | 0 | 0 | 0 | 0 | 0 |
| Intimidation | 0 | 0 | 0 | 0 | 0 |
| Stalking | 0 | 0 | 0 | 0 | 0 |
| Forcible Rape | 0 | 0 | 0 | 0 | 0 |
| Forcible Sodomy | 0 | 0 | 0 | 0 | 0 |
| Sexual Assault W/Object | 0 | 0 | 0 | 0 | 0 |
| Forcible Fondling | 0 | 0 | 0 | 0 | 0 |
| Incest | 0 | 0 | 0 | 0 | 0 |
| Statutory Rape | 0 | 0 | 0 | 0 | 0 |
| Kidnapping/Abduction | 0 | 0 | 0 | 0 | 0 |
| Commercial Sex Acts | 0 | 0 | 0 | 0 | 0 |
| Involuntary Servitude | 0 | 0 | 0 | 0 | 0 |
| Total | 0 | 0 | 0 | 0 | 0 |
| Group B Arrests | | | | | |
| Offense | Adult | Juvenile | | | |
| Bad Checks | 0 | 0 | 0 | 0 | 0 |
| Curfew/Vagrancy | 0 | 0 | 0 | 0 | 0 |
| Disorderly Conduct | 0 | 0 | 0 | 0 | 0 |
| DUI | 0 | 0 | 3 | 0 | 0 |
| Drunkenness | 0 | 0 | 0 | 0 | 0 |
| Family-Non Violent | 0 | 0 | 0 | 0 | 0 |
| Liquor Law Violations | 0 | 0 | 0 | 0 | 0 |
| Peeping Tom | 0 | 0 | 0 | 0 | 0 |
| Runaway | 0 | 0 | 0 | 0 | 0 |
| Trespass | 0 | 0 | 0 | 0 | 0 |
| All Other Offenses | 0 | 0 | 0 | 0 | 0 |
| Total Group B | 0 | 0 | 0 | 0 | 0 |

(*) Offenses are counted using the FBI Units of Count for Crime

(**) The 'Arrests' column shows arrests made for incidents during the selected period, regardless of arrest date. Arrest counts for the same period may change over time.

This report is valid as of May 06, 2019 and is subject to change

Tri-Cities Airport Public Safety Department - NIBRS Agency Crime Overview - 2018

| Crimes Against Society | | | | |
|------------------------------------|----------|----------|----------|----------|
| Animal Cruelty | 0 | 0 | 0 | 0 |
| Drug/Narcotic Violations | 2 | 2 | 2 | 0 |
| Drug/Narcotic Equipment Violations | 0 | 0 | 0 | 0 |
| Gambling - Betting/Wagering | 0 | 0 | 0 | 0 |
| Gambling - Operating/Promoting | 0 | 0 | 0 | 0 |
| Gambling - Equipment Violations | 0 | 0 | 0 | 0 |
| Gambling - Sports Tampering | 0 | 0 | 0 | 0 |
| Pornography/Obscene Material | 0 | 0 | 0 | 0 |
| Prostitution | 0 | 0 | 0 | 0 |
| Prostitution Assisting/Promoting | 0 | 0 | 0 | 0 |
| Purchasing Prostitution | 0 | 0 | 0 | 0 |
| Weapon Law Violations | 1 | 1 | 1 | 0 |
| Total Group A Offenses | 6 | 3 | 3 | 0 |

(*) Offenses are counted using the FBI Units of Count for Crime

(**) The 'Arrests' column shows arrests made for incidents during the selected period, regardless of arrest date. Arrest counts for the same period may change over time.

REPORT



**CRIME IN
TENNESSEE
2018**

**SHERIFFS'
OFFICES**

Anderson County Sheriff's Office - NIBRS Agency Crime Overview - 2018

| 2017 Population Estimate | N/A | Offenses (*) | | Arrests (**) | | | |
|---------------------------------------|-----------------|----------------------------------|-----------------------------------|--------------|----------|----|---|
| | | Reported | Cleared | Adult | Juvenile | | |
| Offense Overview | | Group A Offenses | | | | | |
| Crimes Against Persons | | Crimes Against Persons | | | | | |
| Offense Total | 1,480 | Murder | 1 | 1 | 1 | 0 | |
| Number Cleared | 792 | Negligent Manslaughter | 0 | 0 | 0 | 0 | |
| Percent Cleared | 53.51 % | Negligent Vehicular Manslaughter | 0 | 0 | 0 | 0 | |
| Group A Crimes per 100,000 population | N/A | Kidnapping/Abduction | 8 | 7 | 1 | 0 | |
| | | Forcible Rape | 14 | 3 | 0 | 0 | |
| | | Forcible Sodomy | 0 | 0 | 0 | 0 | |
| | | Sexual Assault W/Object | 1 | 0 | 0 | 0 | |
| Arrest Overview | | Forcible Fondling | 6 | 4 | 0 | 1 | |
| Total Arrests | 1,633 | Incest | 0 | 0 | 0 | 0 | |
| Adult Arrests | 1,510 | Statutory Rape | 3 | 2 | 1 | 0 | |
| Juvenile Arrests | 123 | Aggravated Assault | 121 | 88 | 59 | 1 | |
| Unknown Age | 0 | Simple Assault | 237 | 197 | 97 | 67 | |
| Arrests per 100,000 population | N/A | Intimidation | 32 | 24 | 8 | 3 | |
| | | Stalking | 0 | 0 | 0 | 0 | |
| | | Commercial Sex Acts | 0 | 0 | 0 | 0 | |
| Average number offenses/incident | 1.29 | Involuntary Servitude | 0 | 0 | 0 | 0 | |
| Domestic Violence Victims | | Crimes Against Property | | | | | |
| Offense | Reported | Cleared | | | | | |
| Murder | 0 | 0 | Arson | 3 | 0 | 0 | 0 |
| Aggravated Assault | 60 | 51 | Bribery | 0 | 0 | 0 | 0 |
| Simple Assault | 128 | 108 | Burglary | 152 | 27 | 27 | 0 |
| Intimidation | 9 | 9 | Counterfeiting/Forgery | 7 | 2 | 1 | 1 |
| Stalking | 0 | 0 | Destruction/Damage/Vandalism | 123 | 41 | 6 | 2 |
| Forcible Rape | 3 | 2 | Embezzlement | 2 | 0 | 0 | 0 |
| Forcible Sodomy | 0 | 0 | Extortion/Blackmail | 1 | 0 | 0 | 0 |
| Sexual Assault W/Object | 0 | 0 | Fraud - False Pretenses | 9 | 2 | 0 | 0 |
| Forcible Fondling | 0 | 0 | Fraud - Credit Card/ATM | 9 | 1 | 0 | 0 |
| Incest | 0 | 0 | Fraud - Impersonation | 12 | 5 | 2 | 0 |
| Statutory Rape | 1 | 0 | Fraud - Welfare | 0 | 0 | 0 | 0 |
| Kidnapping/Abduction | 6 | 5 | Fraud - Wire | 5 | 1 | 0 | 0 |
| Commercial Sex Acts | 0 | 0 | Fraud - Identity Theft | 1 | 0 | 0 | 0 |
| Involuntary Servitude | 0 | 0 | Fraud - Computer Hacking/Invasion | 2 | 0 | 0 | 0 |
| Total | 207 | 175 | Robbery | 4 | 3 | 4 | 0 |
| | | | Theft - Pocket-picking | 0 | 0 | 0 | 0 |
| Group B Arrests | | | Theft - Purse Snatching | 0 | 0 | 0 | 0 |
| Offense | Adult | Juvenile | Theft - Shoplifting | 2 | 2 | 2 | 0 |
| Bad Checks | 0 | 0 | Theft From Building | 95 | 34 | 16 | 6 |
| Curfew/Vagrancy | 0 | 0 | Theft From Coin Machine | 0 | 0 | 0 | 0 |
| Disorderly Conduct | 3 | 10 | Theft From Motor Vehicle | 53 | 4 | 2 | 0 |
| DUI | 36 | 1 | Theft of Motor Vehicle Parts | 32 | 3 | 6 | 0 |
| Drunkenness | 30 | 1 | Theft - All Other Larceny | 134 | 23 | 17 | 0 |
| Family-Non Violent | 0 | 0 | Motor Vehicle Theft | 84 | 23 | 14 | 5 |
| Liquor Law Violations | 1 | 2 | Stolen Property Offenses | 23 | 22 | 22 | 0 |
| Peeping Tom | 0 | 0 | | | | | |
| Runaway | 0 | 0 | | | | | |
| Trespass | 9 | 1 | | | | | |
| All Other Offenses | 961 | 8 | | | | | |
| Total Group B | 1,040 | 23 | | | | | |

(*) Offenses are counted using the FBI Units of Count for Crime

(**) The 'Arrests' column shows arrests made for incidents during the selected period, regardless of arrest date. Arrest counts for the same period may change over time.

This report is valid as of May 06, 2019 and is subject to change

Anderson County Sheriff's Office - NIBRS Agency Crime Overview - 2018

| Crimes Against Society | | | | |
|------------------------------------|--------------|------------|------------|------------|
| Animal Cruelty | 3 | 1 | 0 | 0 |
| Drug/Narcotic Violations | 147 | 134 | 135 | 12 |
| Drug/Narcotic Equipment Violations | 132 | 121 | 46 | 1 |
| Gambling - Betting/Wagering | 0 | 0 | 0 | 0 |
| Gambling - Operating/Promoting | 0 | 0 | 0 | 0 |
| Gambling - Equipment Violations | 0 | 0 | 0 | 0 |
| Gambling - Sports Tampering | 0 | 0 | 0 | 0 |
| Pornography/Obscene Material | 4 | 2 | 1 | 0 |
| Prostitution | 0 | 0 | 0 | 0 |
| Prostitution Assisting/Promoting | 0 | 0 | 0 | 0 |
| Purchasing Prostitution | 0 | 0 | 0 | 0 |
| Weapon Law Violations | 18 | 15 | 2 | 1 |
| Total Group A Offenses | 1,480 | 792 | 470 | 100 |

(*) Offenses are counted using the FBI Units of Count for Crime

(**) The 'Arrests' column shows arrests made for incidents during the selected period, regardless of arrest date. Arrest counts for the same period may change over time.

Bedford County Sheriff's Office - NIBRS Agency Crime Overview - 2018

| 2017 Population Estimate | N/A | Offenses (*) | | Arrests (**) | | | |
|---------------------------------------|-----------------|----------------------------------|-----------------------------------|--------------|----------|----|---|
| | | Reported | Cleared | Adult | Juvenile | | |
| Offense Overview | | Group A Offenses | | | | | |
| Crimes Against Persons | | | | | | | |
| Offense Total | 896 | Murder | 0 | 0 | 0 | 0 | |
| Number Cleared | 440 | Negligent Manslaughter | 0 | 0 | 0 | 0 | |
| Percent Cleared | 49.11 % | Negligent Vehicular Manslaughter | 0 | 0 | 0 | 0 | |
| Group A Crimes per 100,000 population | N/A | Kidnapping/Abduction | 1 | 0 | 0 | 0 | |
| | | Forcible Rape | 7 | 4 | 0 | 1 | |
| | | Forcible Sodomy | 0 | 0 | 0 | 0 | |
| | | Sexual Assault W/Object | 0 | 0 | 0 | 0 | |
| Arrest Overview | | Forcible Fondling | 13 | 6 | 0 | 1 | |
| Total Arrests | 1,197 | Incest | 0 | 0 | 0 | 0 | |
| Adult Arrests | 1,078 | Statutory Rape | 0 | 0 | 0 | 0 | |
| Juvenile Arrests | 119 | Aggravated Assault | 44 | 37 | 25 | 2 | |
| Unknown Age | 0 | Simple Assault | 243 | 193 | 69 | 21 | |
| Arrests per 100,000 population | N/A | Intimidation | 58 | 28 | 1 | 2 | |
| | | Stalking | 2 | 0 | 0 | 0 | |
| | | Commercial Sex Acts | 0 | 0 | 0 | 0 | |
| Average number offenses/incident | 1.17 | Involuntary Servitude | 0 | 0 | 0 | 0 | |
| Domestic Violence Victims | | Crimes Against Property | | | | | |
| Offense | Reported | Cleared | | | | | |
| Murder | 0 | 0 | Arson | 2 | 0 | 0 | 0 |
| Aggravated Assault | 33 | 30 | Bribery | 0 | 0 | 0 | 0 |
| Simple Assault | 156 | 123 | Burglary | 80 | 15 | 14 | 0 |
| Intimidation | 29 | 12 | Counterfeiting/Forgery | 9 | 4 | 2 | 0 |
| Stalking | 0 | 0 | Destruction/Damage/Vandalism | 105 | 19 | 5 | 6 |
| Forcible Rape | 3 | 1 | Embezzlement | 0 | 0 | 0 | 0 |
| Forcible Sodomy | 0 | 0 | Extortion/Blackmail | 0 | 0 | 0 | 0 |
| Sexual Assault W/Object | 0 | 0 | Fraud - False Pretenses | 13 | 2 | 0 | 0 |
| Forcible Fondling | 6 | 0 | Fraud - Credit Card/ATM | 18 | 3 | 0 | 0 |
| Incest | 0 | 0 | Fraud - Impersonation | 19 | 4 | 3 | 0 |
| Statutory Rape | 0 | 0 | Fraud - Welfare | 0 | 0 | 0 | 0 |
| Kidnapping/Abduction | 1 | 0 | Fraud - Wire | 0 | 0 | 0 | 0 |
| Commercial Sex Acts | 0 | 0 | Fraud - Identity Theft | 0 | 0 | 0 | 0 |
| Involuntary Servitude | 0 | 0 | Fraud - Computer Hacking/Invasion | 0 | 0 | 0 | 0 |
| Total | 228 | 166 | Robbery | 0 | 0 | 0 | 0 |
| Group B Arrests | | | Theft - Pocket-picking | 0 | 0 | 0 | 0 |
| Offense | Adult | Juvenile | Theft - Purse Snatching | 0 | 0 | 0 | 0 |
| Bad Checks | 0 | 0 | Theft - Shoplifting | 2 | 0 | 0 | 0 |
| Curfew/Vagrancy | 0 | 0 | Theft From Building | 15 | 3 | 1 | 0 |
| Disorderly Conduct | 4 | 22 | Theft From Coin Machine | 0 | 0 | 0 | 0 |
| DUI | 22 | 0 | Theft From Motor Vehicle | 26 | 4 | 2 | 0 |
| Drunkenness | 12 | 4 | Theft of Motor Vehicle Parts | 0 | 0 | 0 | 0 |
| Family-Non Violent | 1 | 0 | Theft - All Other Larceny | 126 | 28 | 8 | 9 |
| Liquor Law Violations | 0 | 1 | Motor Vehicle Theft | 24 | 10 | 8 | 0 |
| Peeping Tom | 0 | 0 | Stolen Property Offenses | 3 | 1 | 1 | 0 |
| Runaway | 0 | 0 | | | | | |
| Trespass | 0 | 0 | | | | | |
| All Other Offenses | 850 | 30 | | | | | |
| Total Group B | 889 | 57 | | | | | |

(*) Offenses are counted using the FBI Units of Count for Crime

(**) The 'Arrests' column shows arrests made for incidents during the selected period, regardless of arrest date. Arrest counts for the same period may change over time.

This report is valid as of May 06, 2019 and is subject to change

Bedford County Sheriff's Office - NIBRS Agency Crime Overview - 2018

| Crimes Against Society | | | | |
|------------------------------------|------------|------------|------------|-----------|
| Animal Cruelty | 0 | 0 | 0 | 0 |
| Drug/Narcotic Violations | 54 | 51 | 37 | 15 |
| Drug/Narcotic Equipment Violations | 17 | 14 | 4 | 0 |
| Gambling - Betting/Wagering | 0 | 0 | 0 | 0 |
| Gambling - Operating/Promoting | 0 | 0 | 0 | 0 |
| Gambling - Equipment Violations | 0 | 0 | 0 | 0 |
| Gambling - Sports Tampering | 0 | 0 | 0 | 0 |
| Pornography/Obscene Material | 2 | 1 | 1 | 0 |
| Prostitution | 0 | 0 | 0 | 0 |
| Prostitution Assisting/Promoting | 0 | 0 | 0 | 0 |
| Purchasing Prostitution | 0 | 0 | 0 | 0 |
| Weapon Law Violations | 13 | 13 | 8 | 5 |
| Total Group A Offenses | 896 | 440 | 189 | 62 |

(*) Offenses are counted using the FBI Units of Count for Crime

(**) The 'Arrests' column shows arrests made for incidents during the selected period, regardless of arrest date. Arrest counts for the same period may change over time.

Benton County Sheriff's Office - NIBRS Agency Crime Overview - 2018

| 2017 Population Estimate | N/A | Offenses (*) | | Arrests (**) | | | |
|---------------------------------------|-----------------|----------------------------------|-----------------------------------|--------------|----------|----|---|
| | | Reported | Cleared | Adult | Juvenile | | |
| Offense Overview | | Group A Offenses | | | | | |
| Crimes Against Persons | | Crimes Against Persons | | | | | |
| Offense Total | 449 | Murder | 0 | 0 | 0 | 0 | |
| Number Cleared | 197 | Negligent Manslaughter | 0 | 0 | 0 | 0 | |
| Percent Cleared | 43.88 % | Negligent Vehicular Manslaughter | 0 | 0 | 0 | 0 | |
| Group A Crimes per 100,000 population | N/A | Kidnapping/Abduction | 0 | 0 | 0 | 0 | |
| | | Forcible Rape | 1 | 0 | 0 | 0 | |
| | | Forcible Sodomy | 3 | 2 | 0 | 0 | |
| | | Sexual Assault W/Object | 0 | 0 | 0 | 0 | |
| | | Forcible Fondling | 0 | 0 | 0 | 0 | |
| Arrest Overview | | Incest | 0 | 0 | 0 | 0 | |
| Total Arrests | 503 | Statutory Rape | 0 | 0 | 0 | 0 | |
| Adult Arrests | 503 | Aggravated Assault | 26 | 18 | 16 | 0 | |
| Juvenile Arrests | 0 | Simple Assault | 41 | 35 | 32 | 0 | |
| Unknown Age | 0 | Intimidation | 0 | 0 | 0 | 0 | |
| Arrests per 100,000 population | N/A | Stalking | 0 | 0 | 0 | 0 | |
| | | Commercial Sex Acts | 0 | 0 | 0 | 0 | |
| Average number offenses/incident | 1.20 | Involuntary Servitude | 0 | 0 | 0 | 0 | |
| Domestic Violence Victims | | Crimes Against Property | | | | | |
| Offense | Reported | Cleared | | | | | |
| Murder | 0 | 0 | Arson | 1 | 1 | 1 | 0 |
| Aggravated Assault | 10 | 7 | Bribery | 0 | 0 | 0 | 0 |
| Simple Assault | 30 | 26 | Burglary | 83 | 20 | 19 | 0 |
| Intimidation | 0 | 0 | Counterfeiting/Forgery | 5 | 4 | 3 | 0 |
| Stalking | 0 | 0 | Destruction/Damage/Vandalism | 23 | 2 | 2 | 0 |
| Forcible Rape | 0 | 0 | Embezzlement | 0 | 0 | 0 | 0 |
| Forcible Sodomy | 1 | 1 | Extortion/Blackmail | 1 | 0 | 0 | 0 |
| Sexual Assault W/Object | 0 | 0 | Fraud - False Pretenses | 0 | 0 | 0 | 0 |
| Forcible Fondling | 0 | 0 | Fraud - Credit Card/ATM | 2 | 1 | 1 | 0 |
| Incest | 0 | 0 | Fraud - Impersonation | 2 | 1 | 1 | 0 |
| Statutory Rape | 0 | 0 | Fraud - Welfare | 0 | 0 | 0 | 0 |
| Kidnapping/Abduction | 0 | 0 | Fraud - Wire | 2 | 0 | 0 | 0 |
| Commercial Sex Acts | 0 | 0 | Fraud - Identity Theft | 4 | 1 | 0 | 0 |
| Involuntary Servitude | 0 | 0 | Fraud - Computer Hacking/Invasion | 1 | 0 | 0 | 0 |
| Total | 41 | 34 | Robbery | 1 | 1 | 1 | 0 |
| | | | Theft - Pocket-picking | 0 | 0 | 0 | 0 |
| | | | Theft - Purse Snatching | 0 | 0 | 0 | 0 |
| | | | Theft - Shoplifting | 1 | 0 | 1 | 0 |
| Group B Arrests | | | Theft From Building | 43 | 8 | 7 | 0 |
| Offense | Adult | Juvenile | Theft From Coin Machine | 0 | 0 | 0 | 0 |
| Bad Checks | 7 | 0 | Theft From Motor Vehicle | 15 | 3 | 1 | 0 |
| Curfew/Vagrancy | 0 | 0 | Theft of Motor Vehicle Parts | 2 | 0 | 0 | 0 |
| Disorderly Conduct | 1 | 0 | Theft - All Other Larceny | 66 | 10 | 9 | 0 |
| DUI | 12 | 0 | Motor Vehicle Theft | 35 | 7 | 5 | 0 |
| Drunkenness | 1 | 0 | Stolen Property Offenses | 2 | 2 | 2 | 0 |
| Family-Non Violent | 2 | 0 | | | | | |
| Liquor Law Violations | 0 | 0 | | | | | |
| Peeping Tom | 0 | 0 | | | | | |
| Runaway | 0 | 0 | | | | | |
| Trespass | 4 | 0 | | | | | |
| All Other Offenses | 311 | 0 | | | | | |
| Total Group B | 338 | 0 | | | | | |

(*) Offenses are counted using the FBI Units of Count for Crime

(**) The 'Arrests' column shows arrests made for incidents during the selected period, regardless of arrest date. Arrest counts for the same period may change over time.

This report is valid as of May 06, 2019 and is subject to change

Benton County Sheriff's Office - NIBRS Agency Crime Overview - 2018

| Crimes Against Society | | | | |
|------------------------------------|------------|------------|------------|----------|
| Animal Cruelty | 0 | 0 | 0 | 0 |
| Drug/Narcotic Violations | 54 | 48 | 50 | 0 |
| Drug/Narcotic Equipment Violations | 27 | 25 | 11 | 0 |
| Gambling - Betting/Wagering | 0 | 0 | 0 | 0 |
| Gambling - Operating/Promoting | 0 | 0 | 0 | 0 |
| Gambling - Equipment Violations | 0 | 0 | 0 | 0 |
| Gambling - Sports Tampering | 0 | 0 | 0 | 0 |
| Pornography/Obscene Material | 0 | 0 | 0 | 0 |
| Prostitution | 0 | 0 | 0 | 0 |
| Prostitution Assisting/Promoting | 0 | 0 | 0 | 0 |
| Purchasing Prostitution | 0 | 0 | 0 | 0 |
| Weapon Law Violations | 8 | 8 | 3 | 0 |
| Total Group A Offenses | 449 | 197 | 165 | 0 |

(*) Offenses are counted using the FBI Units of Count for Crime

(**) The 'Arrests' column shows arrests made for incidents during the selected period, regardless of arrest date. Arrest counts for the same period may change over time.

Bledsoe County Sheriff's Office - NIBRS Agency Crime Overview - 2018

| 2017 Population Estimate | N/A | Offenses (*) | | Arrests (**) | |
|---------------------------------------|-----------------|--------------------------------|-----------------------------------|--------------|----------|
| | | Reported | Cleared | Adult | Juvenile |
| Offense Overview | | Group A Offenses | | | |
| Crimes Against Persons | | Crimes Against Persons | | | |
| Offense Total | 69 | 0 | 0 | 0 | 0 |
| Number Cleared | 21 | 0 | 0 | 0 | 0 |
| Percent Cleared | 30.43 % | 0 | 0 | 0 | 0 |
| Group A Crimes per 100,000 population | N/A | 0 | 0 | 0 | 0 |
| Arrest Overview | | Crimes Against Property | | | |
| Total Arrests | 43 | 0 | 0 | 0 | 0 |
| Adult Arrests | 43 | 0 | 0 | 0 | 0 |
| Juvenile Arrests | 0 | 1 | 0 | 0 | 0 |
| Unknown Age | 0 | 5 | 1 | 1 | 0 |
| Arrests per 100,000 population | N/A | 3 | 0 | 0 | 0 |
| Average number offenses/incident | 1.21 | 0 | 0 | 0 | 0 |
| Domestic Violence Victims | | Crimes Against Property | | | |
| Offense | Reported | Cleared | | | |
| Murder | 0 | 0 | Arson | 1 | 0 |
| Aggravated Assault | 0 | 0 | Bribery | 0 | 0 |
| Simple Assault | 3 | 0 | Burglary | 5 | 0 |
| Intimidation | 1 | 0 | Counterfeiting/Forgery | 0 | 0 |
| Stalking | 0 | 0 | Destruction/Damage/Vandalism | 2 | 0 |
| Forcible Rape | 0 | 0 | Embezzlement | 0 | 0 |
| Forcible Sodomy | 0 | 0 | Extortion/Blackmail | 0 | 0 |
| Sexual Assault W/Object | 0 | 0 | Fraud - False Pretenses | 0 | 0 |
| Forcible Fondling | 0 | 0 | Fraud - Credit Card/ATM | 3 | 0 |
| Incest | 0 | 0 | Fraud - Impersonation | 1 | 1 |
| Statutory Rape | 0 | 0 | Fraud - Welfare | 0 | 0 |
| Kidnapping/Abduction | 0 | 0 | Fraud - Wire | 0 | 0 |
| Commercial Sex Acts | 0 | 0 | Fraud - Identity Theft | 0 | 0 |
| Involuntary Servitude | 0 | 0 | Fraud - Computer Hacking/Invasion | 0 | 0 |
| Total | 4 | 0 | Robbery | 0 | 0 |
| Group B Arrests | | | | | |
| Offense | Adult | Juvenile | | | |
| Bad Checks | 0 | 0 | Theft - Pocket-picking | 0 | 0 |
| Curfew/Vagrancy | 0 | 0 | Theft - Purse Snatching | 0 | 0 |
| Disorderly Conduct | 1 | 0 | Theft - Shoplifting | 0 | 0 |
| DUI | 4 | 0 | Theft From Building | 4 | 0 |
| Drunkenness | 0 | 0 | Theft From Coin Machine | 0 | 0 |
| Family-Non Violent | 0 | 0 | Theft From Motor Vehicle | 2 | 0 |
| Liquor Law Violations | 1 | 0 | Theft of Motor Vehicle Parts | 2 | 0 |
| Peeping Tom | 0 | 0 | Theft - All Other Larceny | 13 | 0 |
| Runaway | 0 | 0 | Motor Vehicle Theft | 9 | 1 |
| Trespass | 0 | 0 | Stolen Property Offenses | 0 | 0 |
| All Other Offenses | 20 | 0 | | | |
| Total Group B | 26 | 0 | | | |

(*) Offenses are counted using the FBI Units of Count for Crime

(**) The 'Arrests' column shows arrests made for incidents during the selected period, regardless of arrest date. Arrest counts for the same period may change over time.

This report is valid as of May 06, 2019 and is subject to change

Bledsoe County Sheriff's Office - NIBRS Agency Crime Overview - 2018

| Crimes Against Society | | | | |
|------------------------------------|-----------|-----------|-----------|----------|
| Animal Cruelty | 0 | 0 | 0 | 0 |
| Drug/Narcotic Violations | 10 | 10 | 9 | 0 |
| Drug/Narcotic Equipment Violations | 8 | 8 | 2 | 0 |
| Gambling - Betting/Wagering | 0 | 0 | 0 | 0 |
| Gambling - Operating/Promoting | 0 | 0 | 0 | 0 |
| Gambling - Equipment Violations | 0 | 0 | 0 | 0 |
| Gambling - Sports Tampering | 0 | 0 | 0 | 0 |
| Pornography/Obscene Material | 0 | 0 | 0 | 0 |
| Prostitution | 0 | 0 | 0 | 0 |
| Prostitution Assisting/Promoting | 0 | 0 | 0 | 0 |
| Purchasing Prostitution | 0 | 0 | 0 | 0 |
| Weapon Law Violations | 0 | 0 | 0 | 0 |
| Total Group A Offenses | 69 | 21 | 17 | 0 |

Please go to <https://crimeinsight.tbi.tn.gov/> for additional 2018 data.

(*) Offenses are counted using the FBI Units of Count for Crime

(**) The 'Arrests' column shows arrests made for incidents during the selected period, regardless of arrest date. Arrest counts for the same period may change over time.

Blount County Sheriff's Office - NIBRS Agency Crime Overview - 2018

| 2017 Population Estimate | N/A | Offenses (*) | | Arrests (**) | | | |
|---------------------------------------|-----------------|----------------------------------|-----------------------------------|--------------|----------|----|----|
| | | Reported | Cleared | Adult | Juvenile | | |
| Offense Overview | | Group A Offenses | | | | | |
| | | Crimes Against Persons | | | | | |
| Offense Total | 3,461 | Murder | 1 | 1 | 0 | 0 | |
| Number Cleared | 1,293 | Negligent Manslaughter | 0 | 0 | 0 | 0 | |
| Percent Cleared | 37.36 % | Negligent Vehicular Manslaughter | 0 | 0 | 0 | 0 | |
| Group A Crimes per 100,000 population | N/A | Kidnapping/Abduction | 8 | 6 | 6 | 0 | |
| | | Forcible Rape | 35 | 4 | 0 | 0 | |
| | | Forcible Sodomy | 5 | 0 | 0 | 0 | |
| | | Sexual Assault W/Object | 3 | 0 | 0 | 0 | |
| Arrest Overview | | Forcible Fondling | 58 | 2 | 1 | 0 | |
| Total Arrests | 4,134 | Incest | 2 | 2 | 0 | 0 | |
| Adult Arrests | 3,868 | Statutory Rape | 5 | 1 | 1 | 0 | |
| Juvenile Arrests | 266 | Aggravated Assault | 312 | 194 | 131 | 14 | |
| Unknown Age | 0 | Simple Assault | 802 | 287 | 191 | 27 | |
| Arrests per 100,000 population | N/A | Intimidation | 106 | 13 | 2 | 3 | |
| | | Stalking | 2 | 1 | 1 | 0 | |
| | | Commercial Sex Acts | 0 | 0 | 0 | 0 | |
| Average number offenses/incident | 1.27 | Involuntary Servitude | 0 | 0 | 0 | 0 | |
| Domestic Violence Victims | | Crimes Against Property | | | | | |
| Offense | Reported | Cleared | | | | | |
| Murder | 1 | 1 | Arson | 5 | 1 | 0 | 4 |
| Aggravated Assault | 163 | 105 | Bribery | 0 | 0 | 0 | 0 |
| Simple Assault | 573 | 214 | Burglary | 285 | 40 | 42 | 6 |
| Intimidation | 14 | 2 | Counterfeiting/Forgery | 9 | 3 | 2 | 0 |
| Stalking | 1 | 1 | Destruction/Damage/Vandalism | 215 | 42 | 9 | 11 |
| Forcible Rape | 13 | 3 | Embezzlement | 8 | 4 | 4 | 0 |
| Forcible Sodomy | 1 | 0 | Extortion/Blackmail | 4 | 1 | 0 | 0 |
| Sexual Assault W/Object | 3 | 0 | Fraud - False Pretenses | 86 | 6 | 4 | 0 |
| Forcible Fondling | 14 | 1 | Fraud - Credit Card/ATM | 40 | 12 | 11 | 1 |
| Incest | 2 | 2 | Fraud - Impersonation | 33 | 25 | 32 | 0 |
| Statutory Rape | 3 | 1 | Fraud - Welfare | 0 | 0 | 0 | 0 |
| Kidnapping/Abduction | 5 | 5 | Fraud - Wire | 57 | 2 | 1 | 0 |
| Commercial Sex Acts | 0 | 0 | Fraud - Identity Theft | 2 | 0 | 0 | 0 |
| Involuntary Servitude | 0 | 0 | Fraud - Computer Hacking/Invasion | 2 | 0 | 0 | 0 |
| Total | 793 | 335 | Robbery | 10 | 4 | 5 | 0 |
| | | | Theft - Pocket-picking | 0 | 0 | 0 | 0 |
| Group B Arrests | | | Theft - Purse Snatching | 0 | 0 | 0 | 0 |
| Offense | Adult | Juvenile | Theft - Shoplifting | 15 | 7 | 8 | 0 |
| Bad Checks | 1 | 0 | Theft From Building | 197 | 26 | 20 | 7 |
| Curfew/Vagrancy | 0 | 0 | Theft From Coin Machine | 0 | 0 | 0 | 0 |
| Disorderly Conduct | 11 | 6 | Theft From Motor Vehicle | 127 | 9 | 6 | 2 |
| DUI | 76 | 0 | Theft of Motor Vehicle Parts | 66 | 2 | 2 | 0 |
| Drunkenness | 60 | 5 | Theft - All Other Larceny | 192 | 19 | 11 | 4 |
| Family-Non Violent | 162 | 0 | Motor Vehicle Theft | 120 | 27 | 21 | 0 |
| Liquor Law Violations | 3 | 14 | Stolen Property Offenses | 21 | 21 | 16 | 0 |
| Peeping Tom | 0 | 0 | | | | | |
| Runaway | 0 | 0 | | | | | |
| Trespass | 19 | 0 | | | | | |
| All Other Offenses | 2,612 | 116 | | | | | |
| Total Group B | 2,944 | 141 | | | | | |

(*) Offenses are counted using the FBI Units of Count for Crime

(**) The 'Arrests' column shows arrests made for incidents during the selected period, regardless of arrest date. Arrest counts for the same period may change over time.

This report is valid as of May 06, 2019 and is subject to change

Blount County Sheriff's Office - NIBRS Agency Crime Overview - 2018

| Crimes Against Society | | | | |
|------------------------------------|--------------|--------------|------------|------------|
| Animal Cruelty | 2 | 0 | 0 | 0 |
| Drug/Narcotic Violations | 350 | 305 | 304 | 43 |
| Drug/Narcotic Equipment Violations | 231 | 202 | 81 | 3 |
| Gambling - Betting/Wagering | 0 | 0 | 0 | 0 |
| Gambling - Operating/Promoting | 0 | 0 | 0 | 0 |
| Gambling - Equipment Violations | 0 | 0 | 0 | 0 |
| Gambling - Sports Tampering | 0 | 0 | 0 | 0 |
| Pornography/Obscene Material | 16 | 2 | 1 | 0 |
| Prostitution | 0 | 0 | 0 | 0 |
| Prostitution Assisting/Promoting | 1 | 0 | 0 | 0 |
| Purchasing Prostitution | 0 | 0 | 0 | 0 |
| Weapon Law Violations | 28 | 22 | 11 | 0 |
| Total Group A Offenses | 3,461 | 1,293 | 924 | 125 |

(*) Offenses are counted using the FBI Units of Count for Crime

(**) The 'Arrests' column shows arrests made for incidents during the selected period, regardless of arrest date. Arrest counts for the same period may change over time.

Bradley County Sheriff's Office - NIBRS Agency Crime Overview - 2018

| 2017 Population Estimate | N/A | Offenses (*) | | Arrests (**) | | | |
|---------------------------------------|-----------------|----------------------------------|-----------------------------------|--------------|----------|----|---|
| | | Reported | Cleared | Adult | Juvenile | | |
| Offense Overview | | Group A Offenses | | | | | |
| Crimes Against Persons | | Crimes Against Persons | | | | | |
| Offense Total | 2,615 | Murder | 0 | 0 | 0 | 0 | |
| Number Cleared | 1,736 | Negligent Manslaughter | 0 | 0 | 0 | 0 | |
| Percent Cleared | 66.39 % | Negligent Vehicular Manslaughter | 0 | 0 | 0 | 0 | |
| Group A Crimes per 100,000 population | N/A | Kidnapping/Abduction | 16 | 16 | 13 | 0 | |
| | | Forcible Rape | 8 | 7 | 1 | 0 | |
| | | Forcible Sodomy | 0 | 0 | 0 | 0 | |
| | | Sexual Assault W/Object | 1 | 1 | 0 | 0 | |
| Arrest Overview | | Forcible Fondling | 10 | 9 | 2 | 0 | |
| Total Arrests | 3,745 | Incest | 1 | 1 | 0 | 0 | |
| Adult Arrests | 3,662 | Statutory Rape | 1 | 1 | 1 | 0 | |
| Juvenile Arrests | 83 | Aggravated Assault | 179 | 157 | 102 | 5 | |
| Unknown Age | 0 | Simple Assault | 494 | 450 | 210 | 32 | |
| Arrests per 100,000 population | N/A | Intimidation | 105 | 78 | 18 | 5 | |
| | | Stalking | 4 | 4 | 2 | 0 | |
| | | Commercial Sex Acts | 0 | 0 | 0 | 0 | |
| Average number offenses/incident | 1.24 | Involuntary Servitude | 0 | 0 | 0 | 0 | |
| Domestic Violence Victims | | Crimes Against Property | | | | | |
| Offense | Reported | Cleared | | | | | |
| Murder | 0 | 0 | Arson | 1 | 1 | 1 | 0 |
| Aggravated Assault | 110 | 97 | Bribery | 0 | 0 | 0 | 0 |
| Simple Assault | 350 | 325 | Burglary | 211 | 72 | 66 | 0 |
| Intimidation | 36 | 32 | Counterfeiting/Forgery | 12 | 7 | 2 | 0 |
| Stalking | 1 | 1 | Destruction/Damage/Vandalism | 206 | 81 | 30 | 5 |
| Forcible Rape | 3 | 3 | Embezzlement | 3 | 3 | 2 | 0 |
| Forcible Sodomy | 0 | 0 | Extortion/Blackmail | 0 | 0 | 0 | 0 |
| Sexual Assault W/Object | 0 | 0 | Fraud - False Pretenses | 28 | 6 | 7 | 0 |
| Forcible Fondling | 3 | 3 | Fraud - Credit Card/ATM | 18 | 6 | 4 | 0 |
| Incest | 1 | 1 | Fraud - Impersonation | 12 | 4 | 3 | 0 |
| Statutory Rape | 1 | 1 | Fraud - Welfare | 0 | 0 | 0 | 0 |
| Kidnapping/Abduction | 8 | 8 | Fraud - Wire | 0 | 0 | 0 | 0 |
| Commercial Sex Acts | 0 | 0 | Fraud - Identity Theft | 2 | 0 | 0 | 0 |
| Involuntary Servitude | 0 | 0 | Fraud - Computer Hacking/Invasion | 0 | 0 | 0 | 0 |
| Total | 513 | 471 | Robbery | 10 | 8 | 3 | 2 |
| | | | Theft - Pocket-picking | 1 | 0 | 0 | 0 |
| Group B Arrests | | | Theft - Purse Snatching | 0 | 0 | 0 | 0 |
| Offense | Adult | Juvenile | Theft - Shoplifting | 33 | 16 | 10 | 0 |
| Bad Checks | 0 | 0 | Theft From Building | 139 | 68 | 29 | 0 |
| Curfew/Vagrancy | 0 | 0 | Theft From Coin Machine | 0 | 0 | 0 | 0 |
| Disorderly Conduct | 26 | 6 | Theft From Motor Vehicle | 150 | 57 | 20 | 2 |
| DUI | 46 | 0 | Theft of Motor Vehicle Parts | 36 | 7 | 7 | 0 |
| Drunkenness | 33 | 0 | Theft - All Other Larceny | 224 | 56 | 36 | 2 |
| Family-Non Violent | 88 | 0 | Motor Vehicle Theft | 130 | 78 | 54 | 1 |
| Liquor Law Violations | 2 | 0 | Stolen Property Offenses | 21 | 21 | 20 | 0 |
| Peeping Tom | 0 | 0 | | | | | |
| Runaway | 0 | 0 | | | | | |
| Trespass | 29 | 0 | | | | | |
| All Other Offenses | 2,427 | 5 | | | | | |
| Total Group B | 2,651 | 11 | | | | | |

(*) Offenses are counted using the FBI Units of Count for Crime

(**) The 'Arrests' column shows arrests made for incidents during the selected period, regardless of arrest date. Arrest counts for the same period may change over time.

This report is valid as of May 06, 2019 and is subject to change

Bradley County Sheriff's Office - NIBRS Agency Crime Overview - 2018

| Crimes Against Society | | | | |
|------------------------------------|--------------|--------------|--------------|-----------|
| Animal Cruelty | 7 | 2 | 3 | 0 |
| Drug/Narcotic Violations | 327 | 309 | 329 | 16 |
| Drug/Narcotic Equipment Violations | 195 | 182 | 28 | 2 |
| Gambling - Betting/Wagering | 0 | 0 | 0 | 0 |
| Gambling - Operating/Promoting | 0 | 0 | 0 | 0 |
| Gambling - Equipment Violations | 0 | 0 | 0 | 0 |
| Gambling - Sports Tampering | 0 | 0 | 0 | 0 |
| Pornography/Obscene Material | 2 | 1 | 1 | 0 |
| Prostitution | 0 | 0 | 0 | 0 |
| Prostitution Assisting/Promoting | 0 | 0 | 0 | 0 |
| Purchasing Prostitution | 0 | 0 | 0 | 0 |
| Weapon Law Violations | 28 | 27 | 7 | 0 |
| Total Group A Offenses | 2,615 | 1,736 | 1,011 | 72 |

(*) Offenses are counted using the FBI Units of Count for Crime

(**) The 'Arrests' column shows arrests made for incidents during the selected period, regardless of arrest date. Arrest counts for the same period may change over time.

Campbell County Sheriff's Office - NIBRS Agency Crime Overview - 2018

| 2017 Population Estimate | N/A | Offenses (*) | | Arrests (**) | | | |
|---------------------------------------|-----------------|----------------------------------|-----------------------------------|--------------|----------|----|---|
| | | Reported | Cleared | Adult | Juvenile | | |
| Offense Overview | | Group A Offenses | | | | | |
| Crimes Against Persons | | | | | | | |
| Offense Total | 977 | Murder | 0 | 0 | 0 | 0 | |
| Number Cleared | 317 | Negligent Manslaughter | 0 | 0 | 0 | 0 | |
| Percent Cleared | 32.45 % | Negligent Vehicular Manslaughter | 0 | 0 | 0 | 0 | |
| Group A Crimes per 100,000 population | N/A | Kidnapping/Abduction | 3 | 2 | 1 | 0 | |
| | | Forcible Rape | 15 | 3 | 0 | 0 | |
| | | Forcible Sodomy | 0 | 0 | 0 | 0 | |
| | | Sexual Assault W/Object | 0 | 0 | 0 | 0 | |
| Arrest Overview | | Forcible Fondling | 16 | 2 | 0 | 0 | |
| Total Arrests | 658 | Incest | 3 | 0 | 0 | 0 | |
| Adult Arrests | 624 | Statutory Rape | 4 | 1 | 1 | 0 | |
| Juvenile Arrests | 34 | Aggravated Assault | 35 | 27 | 18 | 1 | |
| Unknown Age | 0 | Simple Assault | 119 | 96 | 84 | 3 | |
| Arrests per 100,000 population | N/A | Intimidation | 43 | 3 | 1 | 2 | |
| | | Stalking | 4 | 0 | 0 | 0 | |
| | | Commercial Sex Acts | 0 | 0 | 0 | 0 | |
| Average number offenses/incident | 1.22 | Involuntary Servitude | 0 | 0 | 0 | 0 | |
| Domestic Violence Victims | | Crimes Against Property | | | | | |
| Offense | Reported | Cleared | | | | | |
| Murder | 0 | 0 | Arson | 6 | 2 | 1 | 0 |
| Aggravated Assault | 12 | 11 | Bribery | 0 | 0 | 0 | 0 |
| Simple Assault | 74 | 64 | Burglary | 183 | 21 | 17 | 3 |
| Intimidation | 4 | 1 | Counterfeiting/Forgery | 3 | 2 | 2 | 0 |
| Stalking | 2 | 0 | Destruction/Damage/Vandalism | 176 | 24 | 7 | 1 |
| Forcible Rape | 3 | 1 | Embezzlement | 0 | 0 | 0 | 0 |
| Forcible Sodomy | 0 | 0 | Extortion/Blackmail | 0 | 0 | 0 | 0 |
| Sexual Assault W/Object | 0 | 0 | Fraud - False Pretenses | 41 | 6 | 3 | 0 |
| Forcible Fondling | 4 | 0 | Fraud - Credit Card/ATM | 6 | 1 | 1 | 0 |
| Incest | 3 | 0 | Fraud - Impersonation | 4 | 3 | 0 | 0 |
| Statutory Rape | 0 | 0 | Fraud - Welfare | 0 | 0 | 0 | 0 |
| Kidnapping/Abduction | 2 | 2 | Fraud - Wire | 0 | 0 | 0 | 0 |
| Commercial Sex Acts | 0 | 0 | Fraud - Identity Theft | 0 | 0 | 0 | 0 |
| Involuntary Servitude | 0 | 0 | Fraud - Computer Hacking/Invasion | 0 | 0 | 0 | 0 |
| Total | 104 | 79 | Robbery | 1 | 0 | 0 | 0 |
| | | | Theft - Pocket-picking | 0 | 0 | 0 | 0 |
| Group B Arrests | | | Theft - Purse Snatching | 0 | 0 | 0 | 0 |
| Offense | Adult | Juvenile | Theft - Shoplifting | 2 | 2 | 2 | 0 |
| Bad Checks | 0 | 0 | Theft From Building | 30 | 5 | 5 | 1 |
| Curfew/Vagrancy | 0 | 0 | Theft From Coin Machine | 0 | 0 | 0 | 0 |
| Disorderly Conduct | 7 | 3 | Theft From Motor Vehicle | 48 | 3 | 3 | 0 |
| DUI | 37 | 0 | Theft of Motor Vehicle Parts | 3 | 0 | 0 | 0 |
| Drunkenness | 35 | 1 | Theft - All Other Larceny | 84 | 4 | 2 | 0 |
| Family-Non Violent | 15 | 0 | Motor Vehicle Theft | 40 | 5 | 3 | 1 |
| Liquor Law Violations | 0 | 0 | Stolen Property Offenses | 0 | 0 | 0 | 0 |
| Peeping Tom | 0 | 0 | | | | | |
| Runaway | 0 | 0 | | | | | |
| Trespass | 6 | 0 | | | | | |
| All Other Offenses | 298 | 13 | | | | | |
| Total Group B | 398 | 17 | | | | | |

(*) Offenses are counted using the FBI Units of Count for Crime

(**) The 'Arrests' column shows arrests made for incidents during the selected period, regardless of arrest date. Arrest counts for the same period may change over time.

This report is valid as of May 06, 2019 and is subject to change

Campbell County Sheriff's Office - NIBRS Agency Crime Overview - 2018

| Crimes Against Society | | | | |
|------------------------------------|------------|------------|------------|-----------|
| Animal Cruelty | 0 | 0 | 0 | 0 |
| Drug/Narcotic Violations | 72 | 71 | 62 | 4 |
| Drug/Narcotic Equipment Violations | 32 | 31 | 10 | 1 |
| Gambling - Betting/Wagering | 0 | 0 | 0 | 0 |
| Gambling - Operating/Promoting | 0 | 0 | 0 | 0 |
| Gambling - Equipment Violations | 0 | 0 | 0 | 0 |
| Gambling - Sports Tampering | 0 | 0 | 0 | 0 |
| Pornography/Obscene Material | 2 | 2 | 2 | 0 |
| Prostitution | 0 | 0 | 0 | 0 |
| Prostitution Assisting/Promoting | 0 | 0 | 0 | 0 |
| Purchasing Prostitution | 0 | 0 | 0 | 0 |
| Weapon Law Violations | 2 | 1 | 1 | 0 |
| Total Group A Offenses | 977 | 317 | 226 | 17 |

(*) Offenses are counted using the FBI Units of Count for Crime

(**) The 'Arrests' column shows arrests made for incidents during the selected period, regardless of arrest date. Arrest counts for the same period may change over time.

Cannon County Sheriff's Office - NIBRS Agency Crime Overview - 2018

| 2017 Population Estimate | N/A | Offenses (*) | | Arrests (**) | | | |
|---------------------------------------|-----------------|----------------------------------|-----------------------------------|--------------|----------|---|---|
| | | Reported | Cleared | Adult | Juvenile | | |
| Offense Overview | | Group A Offenses | | | | | |
| Crimes Against Persons | | Crimes Against Persons | | | | | |
| Offense Total | 209 | Murder | 0 | 0 | 0 | 0 | |
| Number Cleared | 97 | Negligent Manslaughter | 0 | 0 | 0 | 0 | |
| Percent Cleared | 46.41 % | Negligent Vehicular Manslaughter | 0 | 0 | 0 | 0 | |
| Group A Crimes per 100,000 population | N/A | Kidnapping/Abduction | 1 | 1 | 0 | 0 | |
| | | Forcible Rape | 0 | 0 | 0 | 0 | |
| | | Forcible Sodomy | 0 | 0 | 0 | 0 | |
| | | Sexual Assault W/Object | 0 | 0 | 0 | 0 | |
| Arrest Overview | | Forcible Fondling | 0 | 0 | 0 | 0 | |
| Total Arrests | 114 | Incest | 0 | 0 | 0 | 0 | |
| Adult Arrests | 110 | Statutory Rape | 0 | 0 | 0 | 0 | |
| Juvenile Arrests | 4 | Aggravated Assault | 20 | 18 | 16 | 0 | |
| Unknown Age | 0 | Simple Assault | 22 | 19 | 16 | 1 | |
| Arrests per 100,000 population | N/A | Intimidation | 4 | 3 | 3 | 0 | |
| | | Stalking | 0 | 0 | 0 | 0 | |
| | | Commercial Sex Acts | 0 | 0 | 0 | 0 | |
| Average number offenses/incident | 1.27 | Involuntary Servitude | 0 | 0 | 0 | 0 | |
| Domestic Violence Victims | | Crimes Against Property | | | | | |
| Offense | Reported | Cleared | | | | | |
| Murder | 0 | 0 | Arson | 1 | 1 | 1 | 0 |
| Aggravated Assault | 10 | 10 | Bribery | 0 | 0 | 0 | 0 |
| Simple Assault | 13 | 13 | Burglary | 38 | 1 | 2 | 0 |
| Intimidation | 2 | 2 | Counterfeiting/Forgery | 0 | 0 | 0 | 0 |
| Stalking | 0 | 0 | Destruction/Damage/Vandalism | 17 | 4 | 1 | 0 |
| Forcible Rape | 0 | 0 | Embezzlement | 0 | 0 | 0 | 0 |
| Forcible Sodomy | 0 | 0 | Extortion/Blackmail | 0 | 0 | 0 | 0 |
| Sexual Assault W/Object | 0 | 0 | Fraud - False Pretenses | 2 | 0 | 0 | 0 |
| Forcible Fondling | 0 | 0 | Fraud - Credit Card/ATM | 5 | 0 | 0 | 0 |
| Incest | 0 | 0 | Fraud - Impersonation | 4 | 1 | 1 | 0 |
| Statutory Rape | 0 | 0 | Fraud - Welfare | 0 | 0 | 0 | 0 |
| Kidnapping/Abduction | 1 | 1 | Fraud - Wire | 0 | 0 | 0 | 0 |
| Commercial Sex Acts | 0 | 0 | Fraud - Identity Theft | 0 | 0 | 0 | 0 |
| Involuntary Servitude | 0 | 0 | Fraud - Computer Hacking/Invasion | 0 | 0 | 0 | 0 |
| Total | 26 | 26 | Robbery | 0 | 0 | 0 | 0 |
| | | | Theft - Pocket-picking | 0 | 0 | 0 | 0 |
| Group B Arrests | | | Theft - Purse Snatching | 1 | 0 | 0 | 0 |
| Offense | Adult | Juvenile | Theft - Shoplifting | 0 | 0 | 0 | 0 |
| Bad Checks | 0 | 0 | Theft From Building | 2 | 0 | 0 | 0 |
| Curfew/Vagrancy | 0 | 0 | Theft From Coin Machine | 0 | 0 | 0 | 0 |
| Disorderly Conduct | 0 | 1 | Theft From Motor Vehicle | 3 | 0 | 0 | 0 |
| DUI | 8 | 0 | Theft of Motor Vehicle Parts | 7 | 1 | 1 | 0 |
| Drunkenness | 6 | 0 | Theft - All Other Larceny | 17 | 2 | 1 | 0 |
| Family-Non Violent | 2 | 0 | Motor Vehicle Theft | 20 | 1 | 1 | 0 |
| Liquor Law Violations | 0 | 0 | Stolen Property Offenses | 0 | 0 | 0 | 0 |
| Peeping Tom | 0 | 0 | | | | | |
| Runaway | 0 | 0 | | | | | |
| Trespass | 2 | 0 | | | | | |
| All Other Offenses | 20 | 0 | | | | | |
| Total Group B | 38 | 1 | | | | | |

(*) Offenses are counted using the FBI Units of Count for Crime

(**) The 'Arrests' column shows arrests made for incidents during the selected period, regardless of arrest date. Arrest counts for the same period may change over time.

This report is valid as of May 06, 2019 and is subject to change

Cannon County Sheriff's Office - NIBRS Agency Crime Overview - 2018

| Crimes Against Society | | | | |
|------------------------------------|------------|-----------|-----------|----------|
| Animal Cruelty | 0 | 0 | 0 | 0 |
| Drug/Narcotic Violations | 20 | 20 | 22 | 2 |
| Drug/Narcotic Equipment Violations | 20 | 20 | 4 | 0 |
| Gambling - Betting/Wagering | 0 | 0 | 0 | 0 |
| Gambling - Operating/Promoting | 0 | 0 | 0 | 0 |
| Gambling - Equipment Violations | 0 | 0 | 0 | 0 |
| Gambling - Sports Tampering | 0 | 0 | 0 | 0 |
| Pornography/Obscene Material | 0 | 0 | 0 | 0 |
| Prostitution | 0 | 0 | 0 | 0 |
| Prostitution Assisting/Promoting | 0 | 0 | 0 | 0 |
| Purchasing Prostitution | 0 | 0 | 0 | 0 |
| Weapon Law Violations | 5 | 5 | 3 | 0 |
| Total Group A Offenses | 209 | 97 | 72 | 3 |

(*) Offenses are counted using the FBI Units of Count for Crime

(**) The 'Arrests' column shows arrests made for incidents during the selected period, regardless of arrest date. Arrest counts for the same period may change over time.

Carroll County Sheriff's Office - NIBRS Agency Crime Overview - 2018

| 2017 Population Estimate | N/A | Offenses (*) | | Arrests (**) | | | |
|---------------------------------------|-----------------|----------------------------------|-----------------------------------|--------------|----------|----|---|
| | | Reported | Cleared | Adult | Juvenile | | |
| Offense Overview | | Group A Offenses | | | | | |
| Crimes Against Persons | | | | | | | |
| Offense Total | 453 | Murder | 1 | 1 | 1 | 0 | |
| Number Cleared | 201 | Negligent Manslaughter | 0 | 0 | 0 | 0 | |
| Percent Cleared | 44.37 % | Negligent Vehicular Manslaughter | 0 | 0 | 0 | 0 | |
| Group A Crimes per 100,000 population | N/A | Kidnapping/Abduction | 0 | 0 | 0 | 0 | |
| | | Forcible Rape | 0 | 0 | 0 | 0 | |
| | | Forcible Sodomy | 1 | 0 | 0 | 0 | |
| | | Sexual Assault W/Object | 0 | 0 | 0 | 0 | |
| Arrest Overview | | Forcible Fondling | 0 | 0 | 0 | 0 | |
| Total Arrests | 854 | Incest | 0 | 0 | 0 | 0 | |
| Adult Arrests | 850 | Statutory Rape | 0 | 0 | 0 | 0 | |
| Juvenile Arrests | 4 | Aggravated Assault | 24 | 22 | 23 | 0 | |
| Unknown Age | 0 | Simple Assault | 61 | 51 | 33 | 1 | |
| Arrests per 100,000 population | N/A | Intimidation | 2 | 1 | 0 | 0 | |
| | | Stalking | 0 | 0 | 0 | 0 | |
| | | Commercial Sex Acts | 0 | 0 | 0 | 0 | |
| Average number offenses/incident | 1.21 | Involuntary Servitude | 0 | 0 | 0 | 0 | |
| Domestic Violence Victims | | Crimes Against Property | | | | | |
| Offense | Reported | Cleared | | | | | |
| Murder | 0 | 0 | Arson | 1 | 1 | 1 | 0 |
| Aggravated Assault | 14 | 13 | Bribery | 0 | 0 | 0 | 0 |
| Simple Assault | 47 | 40 | Burglary | 77 | 14 | 14 | 0 |
| Intimidation | 0 | 0 | Counterfeiting/Forgery | 6 | 0 | 0 | 0 |
| Stalking | 0 | 0 | Destruction/Damage/Vandalism | 48 | 12 | 7 | 0 |
| Forcible Rape | 0 | 0 | Embezzlement | 0 | 0 | 0 | 0 |
| Forcible Sodomy | 0 | 0 | Extortion/Blackmail | 0 | 0 | 0 | 0 |
| Sexual Assault W/Object | 0 | 0 | Fraud - False Pretenses | 10 | 1 | 1 | 0 |
| Forcible Fondling | 0 | 0 | Fraud - Credit Card/ATM | 8 | 0 | 0 | 0 |
| Incest | 0 | 0 | Fraud - Impersonation | 1 | 0 | 0 | 0 |
| Statutory Rape | 0 | 0 | Fraud - Welfare | 0 | 0 | 0 | 0 |
| Kidnapping/Abduction | 0 | 0 | Fraud - Wire | 2 | 0 | 0 | 0 |
| Commercial Sex Acts | 0 | 0 | Fraud - Identity Theft | 1 | 0 | 0 | 0 |
| Involuntary Servitude | 0 | 0 | Fraud - Computer Hacking/Invasion | 0 | 0 | 0 | 0 |
| Total | 61 | 53 | Robbery | 1 | 1 | 1 | 0 |
| | | | Theft - Pocket-picking | 0 | 0 | 0 | 0 |
| Group B Arrests | | | Theft - Purse Snatching | 0 | 0 | 0 | 0 |
| Offense | Adult | Juvenile | Theft - Shoplifting | 3 | 1 | 1 | 0 |
| Bad Checks | 6 | 0 | Theft From Building | 16 | 3 | 4 | 0 |
| Curfew/Vagrancy | 0 | 0 | Theft From Coin Machine | 0 | 0 | 0 | 0 |
| Disorderly Conduct | 9 | 0 | Theft From Motor Vehicle | 15 | 0 | 0 | 0 |
| DUI | 5 | 0 | Theft of Motor Vehicle Parts | 10 | 0 | 0 | 0 |
| Drunkenness | 16 | 0 | Theft - All Other Larceny | 49 | 8 | 7 | 0 |
| Family-Non Violent | 72 | 0 | Motor Vehicle Theft | 28 | 5 | 4 | 0 |
| Liquor Law Violations | 0 | 0 | Stolen Property Offenses | 2 | 1 | 1 | 0 |
| Peeping Tom | 0 | 0 | | | | | |
| Runaway | 0 | 0 | | | | | |
| Trespass | 15 | 0 | | | | | |
| All Other Offenses | 579 | 0 | | | | | |
| Total Group B | 702 | 0 | | | | | |

(*) Offenses are counted using the FBI Units of Count for Crime

(**) The 'Arrests' column shows arrests made for incidents during the selected period, regardless of arrest date. Arrest counts for the same period may change over time.

This report is valid as of May 06, 2019 and is subject to change

Carroll County Sheriff's Office - NIBRS Agency Crime Overview - 2018

| Crimes Against Society | | | | |
|------------------------------------|------------|------------|------------|----------|
| Animal Cruelty | 3 | 0 | 0 | 0 |
| Drug/Narcotic Violations | 38 | 36 | 35 | 2 |
| Drug/Narcotic Equipment Violations | 32 | 30 | 13 | 0 |
| Gambling - Betting/Wagering | 0 | 0 | 0 | 0 |
| Gambling - Operating/Promoting | 0 | 0 | 0 | 0 |
| Gambling - Equipment Violations | 0 | 0 | 0 | 0 |
| Gambling - Sports Tampering | 0 | 0 | 0 | 0 |
| Pornography/Obscene Material | 0 | 0 | 0 | 0 |
| Prostitution | 0 | 0 | 0 | 0 |
| Prostitution Assisting/Promoting | 0 | 0 | 0 | 0 |
| Purchasing Prostitution | 0 | 0 | 0 | 0 |
| Weapon Law Violations | 13 | 13 | 2 | 1 |
| Total Group A Offenses | 453 | 201 | 148 | 4 |

(*) Offenses are counted using the FBI Units of Count for Crime

(**) The 'Arrests' column shows arrests made for incidents during the selected period, regardless of arrest date. Arrest counts for the same period may change over time.

Carter County Sheriff's Office - NIBRS Agency Crime Overview - 2018

| 2017 Population Estimate | N/A | Offenses (*) | | Arrests (**) | | | |
|---------------------------------------|-----------------|----------------------------------|-----------------------------------|--------------|----------|----|---|
| | | Reported | Cleared | Adult | Juvenile | | |
| Offense Overview | | Group A Offenses | | | | | |
| | | Crimes Against Persons | | | | | |
| Offense Total | 906 | Murder | 1 | 1 | 1 | 0 | |
| Number Cleared | 205 | Negligent Manslaughter | 0 | 0 | 0 | 0 | |
| Percent Cleared | 22.63 % | Negligent Vehicular Manslaughter | 0 | 0 | 0 | 0 | |
| Group A Crimes per 100,000 population | N/A | Kidnapping/Abduction | 1 | 1 | 1 | 0 | |
| | | Forcible Rape | 1 | 0 | 0 | 0 | |
| | | Forcible Sodomy | 0 | 0 | 0 | 0 | |
| | | Sexual Assault W/Object | 1 | 0 | 0 | 0 | |
| Arrest Overview | | Forcible Fondling | 2 | 1 | 1 | 0 | |
| Total Arrests | 1,021 | Incest | 0 | 0 | 0 | 0 | |
| Adult Arrests | 1,011 | Statutory Rape | 0 | 0 | 0 | 0 | |
| Juvenile Arrests | 10 | Aggravated Assault | 58 | 33 | 31 | 0 | |
| Unknown Age | 0 | Simple Assault | 120 | 63 | 49 | 6 | |
| Arrests per 100,000 population | N/A | Intimidation | 11 | 1 | 1 | 0 | |
| | | Stalking | 0 | 0 | 0 | 0 | |
| | | Commercial Sex Acts | 0 | 0 | 0 | 0 | |
| Average number offenses/incident | 1.05 | Involuntary Servitude | 0 | 0 | 0 | 0 | |
| Domestic Violence Victims | | Crimes Against Property | | | | | |
| Offense | Reported | Cleared | | | | | |
| Murder | 0 | 0 | Arson | 3 | 1 | 1 | 0 |
| Aggravated Assault | 7 | 3 | Bribery | 0 | 0 | 0 | 0 |
| Simple Assault | 16 | 10 | Burglary | 109 | 11 | 12 | 0 |
| Intimidation | 0 | 0 | Counterfeiting/Forgery | 7 | 0 | 0 | 0 |
| Stalking | 0 | 0 | Destruction/Damage/Vandalism | 105 | 16 | 15 | 0 |
| Forcible Rape | 0 | 0 | Embezzlement | 1 | 0 | 0 | 0 |
| Forcible Sodomy | 0 | 0 | Extortion/Blackmail | 0 | 0 | 0 | 0 |
| Sexual Assault W/Object | 0 | 0 | Fraud - False Pretenses | 15 | 0 | 0 | 0 |
| Forcible Fondling | 0 | 0 | Fraud - Credit Card/ATM | 3 | 0 | 0 | 0 |
| Incest | 0 | 0 | Fraud - Impersonation | 0 | 0 | 0 | 0 |
| Statutory Rape | 0 | 0 | Fraud - Welfare | 0 | 0 | 0 | 0 |
| Kidnapping/Abduction | 0 | 0 | Fraud - Wire | 0 | 0 | 0 | 0 |
| Commercial Sex Acts | 0 | 0 | Fraud - Identity Theft | 0 | 0 | 0 | 0 |
| Involuntary Servitude | 0 | 0 | Fraud - Computer Hacking/Invasion | 0 | 0 | 0 | 0 |
| Total | 23 | 13 | Robbery | 3 | 0 | 0 | 0 |
| | | | Theft - Pocket-picking | 0 | 0 | 0 | 0 |
| Group B Arrests | | | Theft - Purse Snatching | 0 | 0 | 0 | 0 |
| Offense | Adult | Juvenile | Theft - Shoplifting | 4 | 0 | 0 | 0 |
| Bad Checks | 0 | 0 | Theft From Building | 92 | 8 | 8 | 0 |
| Curfew/Vagrancy | 0 | 0 | Theft From Coin Machine | 0 | 0 | 0 | 0 |
| Disorderly Conduct | 0 | 1 | Theft From Motor Vehicle | 30 | 1 | 1 | 0 |
| DUI | 21 | 0 | Theft of Motor Vehicle Parts | 16 | 2 | 1 | 0 |
| Drunkenness | 14 | 0 | Theft - All Other Larceny | 239 | 23 | 21 | 1 |
| Family-Non Violent | 2 | 0 | Motor Vehicle Theft | 35 | 9 | 11 | 0 |
| Liquor Law Violations | 0 | 0 | Stolen Property Offenses | 4 | 2 | 2 | 0 |
| Peeping Tom | 0 | 0 | | | | | |
| Runaway | 0 | 0 | | | | | |
| Trespass | 6 | 0 | | | | | |
| All Other Offenses | 780 | 2 | | | | | |
| Total Group B | 823 | 3 | | | | | |

(*) Offenses are counted using the FBI Units of Count for Crime

(**) The 'Arrests' column shows arrests made for incidents during the selected period, regardless of arrest date. Arrest counts for the same period may change over time.

This report is valid as of May 06, 2019 and is subject to change

Carter County Sheriff's Office - NIBRS Agency Crime Overview - 2018

| Crimes Against Society | | | | |
|------------------------------------|------------|------------|------------|----------|
| Animal Cruelty | 1 | 1 | 1 | 0 |
| Drug/Narcotic Violations | 31 | 25 | 29 | 0 |
| Drug/Narcotic Equipment Violations | 12 | 6 | 2 | 0 |
| Gambling - Betting/Wagering | 0 | 0 | 0 | 0 |
| Gambling - Operating/Promoting | 0 | 0 | 0 | 0 |
| Gambling - Equipment Violations | 0 | 0 | 0 | 0 |
| Gambling - Sports Tampering | 0 | 0 | 0 | 0 |
| Pornography/Obscene Material | 0 | 0 | 0 | 0 |
| Prostitution | 0 | 0 | 0 | 0 |
| Prostitution Assisting/Promoting | 0 | 0 | 0 | 0 |
| Purchasing Prostitution | 0 | 0 | 0 | 0 |
| Weapon Law Violations | 1 | 0 | 0 | 0 |
| Total Group A Offenses | 906 | 205 | 188 | 7 |

(*) Offenses are counted using the FBI Units of Count for Crime

(**) The 'Arrests' column shows arrests made for incidents during the selected period, regardless of arrest date. Arrest counts for the same period may change over time.

Cheatham County Sheriff's Office - NIBRS Agency Crime Overview - 2018

| 2017 Population Estimate | N/A | Offenses (*) | | Arrests (**) | | | |
|---------------------------------------|-----------------|----------------------------------|-----------------------------------|--------------|----------|----|---|
| | | Reported | Cleared | Adult | Juvenile | | |
| Offense Overview | | Group A Offenses | | | | | |
| | | Crimes Against Persons | | | | | |
| Offense Total | 1,534 | Murder | 0 | 0 | 0 | 0 | |
| Number Cleared | 897 | Negligent Manslaughter | 0 | 0 | 0 | 0 | |
| Percent Cleared | 58.47 % | Negligent Vehicular Manslaughter | 0 | 0 | 0 | 0 | |
| Group A Crimes per 100,000 population | N/A | Kidnapping/Abduction | 3 | 2 | 1 | 0 | |
| | | Forcible Rape | 6 | 1 | 0 | 0 | |
| | | Forcible Sodomy | 0 | 0 | 0 | 0 | |
| | | Sexual Assault W/Object | 0 | 0 | 0 | 0 | |
| | | Forcible Fondling | 7 | 2 | 1 | 0 | |
| Arrest Overview | | Incest | 0 | 0 | 0 | 0 | |
| Total Arrests | 1,595 | Statutory Rape | 2 | 0 | 0 | 0 | |
| Adult Arrests | 1,466 | Aggravated Assault | 92 | 72 | 70 | 3 | |
| Juvenile Arrests | 129 | Simple Assault | 276 | 188 | 115 | 12 | |
| Unknown Age | 0 | Intimidation | 105 | 26 | 11 | 2 | |
| Arrests per 100,000 population | N/A | Stalking | 7 | 2 | 3 | 0 | |
| | | Commercial Sex Acts | 0 | 0 | 0 | 0 | |
| Average number offenses/incident | 1.30 | Involuntary Servitude | 0 | 0 | 0 | 0 | |
| Domestic Violence Victims | | Crimes Against Property | | | | | |
| Offense | Reported | Cleared | | | | | |
| Murder | 0 | 0 | Arson | 5 | 1 | 1 | 0 |
| Aggravated Assault | 36 | 29 | Bribery | 0 | 0 | 0 | 0 |
| Simple Assault | 118 | 82 | Burglary | 54 | 11 | 10 | 2 |
| Intimidation | 26 | 7 | Counterfeiting/Forgery | 23 | 14 | 13 | 0 |
| Stalking | 0 | 0 | Destruction/Damage/Vandalism | 113 | 25 | 9 | 0 |
| Forcible Rape | 1 | 1 | Embezzlement | 3 | 0 | 0 | 0 |
| Forcible Sodomy | 0 | 0 | Extortion/Blackmail | 0 | 0 | 0 | 0 |
| Sexual Assault W/Object | 0 | 0 | Fraud - False Pretenses | 3 | 0 | 0 | 0 |
| Forcible Fondling | 0 | 0 | Fraud - Credit Card/ATM | 3 | 1 | 0 | 0 |
| Incest | 0 | 0 | Fraud - Impersonation | 23 | 10 | 9 | 0 |
| Statutory Rape | 0 | 0 | Fraud - Welfare | 0 | 0 | 0 | 0 |
| Kidnapping/Abduction | 2 | 1 | Fraud - Wire | 15 | 0 | 0 | 0 |
| Commercial Sex Acts | 0 | 0 | Fraud - Identity Theft | 0 | 0 | 0 | 0 |
| Involuntary Servitude | 0 | 0 | Fraud - Computer Hacking/Invasion | 0 | 0 | 0 | 0 |
| Total | 183 | 120 | Robbery | 4 | 3 | 4 | 0 |
| | | | Theft - Pocket-picking | 0 | 0 | 0 | 0 |
| Group B Arrests | | | Theft - Purse Snatching | 0 | 0 | 0 | 0 |
| Offense | Adult | Juvenile | Theft - Shoplifting | 6 | 3 | 3 | 0 |
| Bad Checks | 3 | 0 | Theft From Building | 89 | 18 | 6 | 1 |
| Curfew/Vagrancy | 0 | 5 | Theft From Coin Machine | 0 | 0 | 0 | 0 |
| Disorderly Conduct | 3 | 0 | Theft From Motor Vehicle | 36 | 1 | 3 | 0 |
| DUI | 83 | 0 | Theft of Motor Vehicle Parts | 28 | 1 | 0 | 0 |
| Drunkenness | 22 | 0 | Theft - All Other Larceny | 76 | 14 | 15 | 2 |
| Family-Non Violent | 1 | 0 | Motor Vehicle Theft | 51 | 14 | 7 | 1 |
| Liquor Law Violations | 19 | 1 | Stolen Property Offenses | 18 | 16 | 13 | 2 |
| Peeping Tom | 0 | 0 | | | | | |
| Runaway | 0 | 0 | | | | | |
| Trespass | 1 | 0 | | | | | |
| All Other Offenses | 738 | 75 | | | | | |
| Total Group B | 870 | 81 | | | | | |

(*) Offenses are counted using the FBI Units of Count for Crime

(**) The 'Arrests' column shows arrests made for incidents during the selected period, regardless of arrest date. Arrest counts for the same period may change over time.

This report is valid as of May 06, 2019 and is subject to change

Cheatham County Sheriff's Office - NIBRS Agency Crime Overview - 2018

| Crimes Against Society | | | | |
|------------------------------------|--------------|------------|------------|-----------|
| Animal Cruelty | 3 | 3 | 4 | 0 |
| Drug/Narcotic Violations | 278 | 271 | 247 | 18 |
| Drug/Narcotic Equipment Violations | 182 | 177 | 36 | 3 |
| Gambling - Betting/Wagering | 0 | 0 | 0 | 0 |
| Gambling - Operating/Promoting | 0 | 0 | 0 | 0 |
| Gambling - Equipment Violations | 0 | 0 | 0 | 0 |
| Gambling - Sports Tampering | 0 | 0 | 0 | 0 |
| Pornography/Obscene Material | 2 | 1 | 0 | 0 |
| Prostitution | 0 | 0 | 0 | 0 |
| Prostitution Assisting/Promoting | 0 | 0 | 0 | 0 |
| Purchasing Prostitution | 0 | 0 | 0 | 0 |
| Weapon Law Violations | 21 | 20 | 15 | 2 |
| Total Group A Offenses | 1,534 | 897 | 596 | 48 |

(*) Offenses are counted using the FBI Units of Count for Crime

(**) The 'Arrests' column shows arrests made for incidents during the selected period, regardless of arrest date. Arrest counts for the same period may change over time.

Chester County Sheriff's Office - NIBRS Agency Crime Overview - 2018

| 2017 Population Estimate | N/A | Offenses (*) | | Arrests (**) | | |
|---------------------------------------|-----------------|----------------------------------|-----------------------------------|--------------|----------|---|
| | | Reported | Cleared | Adult | Juvenile | |
| Offense Overview | | Group A Offenses | | | | |
| | | Crimes Against Persons | | | | |
| Offense Total | 150 | Murder | 0 | 0 | 0 | 0 |
| Number Cleared | 86 | Negligent Manslaughter | 0 | 0 | 0 | 0 |
| Percent Cleared | 57.33 % | Negligent Vehicular Manslaughter | 0 | 0 | 0 | 0 |
| Group A Crimes per 100,000 population | N/A | Kidnapping/Abduction | 0 | 0 | 0 | 0 |
| | | Forcible Rape | 4 | 4 | 2 | 1 |
| | | Forcible Sodomy | 0 | 0 | 0 | 0 |
| | | Sexual Assault W/Object | 0 | 0 | 0 | 0 |
| | | Forcible Fondling | 1 | 0 | 0 | 0 |
| Arrest Overview | | Incest | 0 | 0 | 0 | 0 |
| Total Arrests | 184 | Statutory Rape | 1 | 1 | 1 | 0 |
| Adult Arrests | 175 | Aggravated Assault | 7 | 6 | 3 | 0 |
| Juvenile Arrests | 9 | Simple Assault | 34 | 22 | 12 | 2 |
| Unknown Age | 0 | Intimidation | 9 | 6 | 1 | 0 |
| Arrests per 100,000 population | N/A | Stalking | 0 | 0 | 0 | 0 |
| | | Commercial Sex Acts | 0 | 0 | 0 | 0 |
| Average number offenses/incident | 1.15 | Involuntary Servitude | 0 | 0 | 0 | 0 |
| Domestic Violence Victims | | Crimes Against Property | | | | |
| Offense | Reported | Cleared | | | | |
| Murder | 0 | 0 | Arson | 0 | 0 | 0 |
| Aggravated Assault | 5 | 5 | Bribery | 0 | 0 | 0 |
| Simple Assault | 32 | 21 | Burglary | 12 | 3 | 3 |
| Intimidation | 8 | 5 | Counterfeiting/Forgery | 0 | 0 | 0 |
| Stalking | 0 | 0 | Destruction/Damage/Vandalism | 11 | 5 | 3 |
| Forcible Rape | 3 | 3 | Embezzlement | 0 | 0 | 0 |
| Forcible Sodomy | 0 | 0 | Extortion/Blackmail | 0 | 0 | 0 |
| Sexual Assault W/Object | 0 | 0 | Fraud - False Pretenses | 1 | 0 | 0 |
| Forcible Fondling | 1 | 0 | Fraud - Credit Card/ATM | 2 | 0 | 0 |
| Incest | 0 | 0 | Fraud - Impersonation | 0 | 0 | 0 |
| Statutory Rape | 1 | 1 | Fraud - Welfare | 0 | 0 | 0 |
| Kidnapping/Abduction | 0 | 0 | Fraud - Wire | 0 | 0 | 0 |
| Commercial Sex Acts | 0 | 0 | Fraud - Identity Theft | 0 | 0 | 0 |
| Involuntary Servitude | 0 | 0 | Fraud - Computer Hacking/Invasion | 0 | 0 | 0 |
| Total | 50 | 35 | Robbery | 0 | 0 | 0 |
| | | | Theft - Pocket-picking | 0 | 0 | 0 |
| | | | Theft - Purse Snatching | 0 | 0 | 0 |
| | | | Theft - Shoplifting | 1 | 0 | 0 |
| Group B Arrests | | | Theft From Building | 10 | 1 | 0 |
| Offense | Adult | Juvenile | Theft From Coin Machine | 0 | 0 | 0 |
| Bad Checks | 6 | 0 | Theft From Motor Vehicle | 8 | 1 | 0 |
| Curfew/Vagrancy | 0 | 1 | Theft of Motor Vehicle Parts | 2 | 0 | 0 |
| Disorderly Conduct | 1 | 2 | Theft - All Other Larceny | 9 | 4 | 4 |
| DUI | 0 | 0 | Motor Vehicle Theft | 2 | 0 | 0 |
| Drunkenness | 2 | 0 | Stolen Property Offenses | 0 | 0 | 0 |
| Family-Non Violent | 0 | 0 | | | | |
| Liquor Law Violations | 0 | 0 | | | | |
| Peeping Tom | 0 | 0 | | | | |
| Runaway | 0 | 0 | | | | |
| Trespass | 1 | 0 | | | | |
| All Other Offenses | 109 | 0 | | | | |
| Total Group B | 119 | 3 | | | | |

(*) Offenses are counted using the FBI Units of Count for Crime

(**) The 'Arrests' column shows arrests made for incidents during the selected period, regardless of arrest date. Arrest counts for the same period may change over time.

This report is valid as of May 06, 2019 and is subject to change

Chester County Sheriff's Office - NIBRS Agency Crime Overview - 2018

| Crimes Against Society | | | | |
|------------------------------------|------------|-----------|-----------|----------|
| Animal Cruelty | 0 | 0 | 0 | 0 |
| Drug/Narcotic Violations | 26 | 24 | 26 | 1 |
| Drug/Narcotic Equipment Violations | 9 | 8 | 1 | 0 |
| Gambling - Betting/Wagering | 0 | 0 | 0 | 0 |
| Gambling - Operating/Promoting | 0 | 0 | 0 | 0 |
| Gambling - Equipment Violations | 0 | 0 | 0 | 0 |
| Gambling - Sports Tampering | 0 | 0 | 0 | 0 |
| Pornography/Obscene Material | 0 | 0 | 0 | 0 |
| Prostitution | 0 | 0 | 0 | 0 |
| Prostitution Assisting/Promoting | 0 | 0 | 0 | 0 |
| Purchasing Prostitution | 0 | 0 | 0 | 0 |
| Weapon Law Violations | 1 | 1 | 0 | 0 |
| Total Group A Offenses | 150 | 86 | 56 | 6 |

(*) Offenses are counted using the FBI Units of Count for Crime

(**) The 'Arrests' column shows arrests made for incidents during the selected period, regardless of arrest date. Arrest counts for the same period may change over time.

Claiborne County Sheriff's Office - NIBRS Agency Crime Overview - 2018

| 2017 Population Estimate | N/A | Offenses (*) | | Arrests (**) | | | |
|---------------------------------------|-----------------|----------------------------------|-----------------------------------|--------------|----------|----|---|
| | | Reported | Cleared | Adult | Juvenile | | |
| Offense Overview | | Group A Offenses | | | | | |
| | | Crimes Against Persons | | | | | |
| Offense Total | 663 | Murder | 0 | 0 | 0 | 0 | |
| Number Cleared | 228 | Negligent Manslaughter | 0 | 0 | 0 | 0 | |
| Percent Cleared | 34.39 % | Negligent Vehicular Manslaughter | 0 | 0 | 0 | 0 | |
| Group A Crimes per 100,000 population | N/A | Kidnapping/Abduction | 1 | 1 | 0 | 0 | |
| | | Forcible Rape | 3 | 0 | 0 | 0 | |
| | | Forcible Sodomy | 1 | 1 | 1 | 0 | |
| | | Sexual Assault W/Object | 1 | 0 | 0 | 0 | |
| | | Forcible Fondling | 4 | 0 | 0 | 0 | |
| Arrest Overview | | Incest | 1 | 0 | 0 | 0 | |
| Total Arrests | 1,083 | Statutory Rape | 1 | 1 | 1 | 0 | |
| Adult Arrests | 1,065 | Aggravated Assault | 41 | 30 | 24 | 0 | |
| Juvenile Arrests | 18 | Simple Assault | 72 | 40 | 33 | 5 | |
| Unknown Age | 0 | Intimidation | 11 | 2 | 2 | 0 | |
| Arrests per 100,000 population | N/A | Stalking | 0 | 0 | 0 | 0 | |
| | | Commercial Sex Acts | 0 | 0 | 0 | 0 | |
| Average number offenses/incident | 1.14 | Involuntary Servitude | 0 | 0 | 0 | 0 | |
| Domestic Violence Victims | | Crimes Against Property | | | | | |
| Offense | Reported | Cleared | | | | | |
| Murder | 0 | 0 | Arson | 1 | 1 | 1 | 0 |
| Aggravated Assault | 16 | 9 | Bribery | 0 | 0 | 0 | 0 |
| Simple Assault | 48 | 30 | Burglary | 98 | 12 | 14 | 0 |
| Intimidation | 2 | 1 | Counterfeiting/Forgery | 5 | 1 | 1 | 0 |
| Stalking | 0 | 0 | Destruction/Damage/Vandalism | 77 | 15 | 9 | 0 |
| Forcible Rape | 1 | 0 | Embezzlement | 1 | 0 | 0 | 0 |
| Forcible Sodomy | 1 | 1 | Extortion/Blackmail | 0 | 0 | 0 | 0 |
| Sexual Assault W/Object | 0 | 0 | Fraud - False Pretenses | 5 | 0 | 0 | 0 |
| Forcible Fondling | 1 | 0 | Fraud - Credit Card/ATM | 6 | 0 | 0 | 0 |
| Incest | 1 | 0 | Fraud - Impersonation | 2 | 1 | 2 | 0 |
| Statutory Rape | 1 | 1 | Fraud - Welfare | 1 | 1 | 0 | 0 |
| Kidnapping/Abduction | 0 | 0 | Fraud - Wire | 0 | 0 | 0 | 0 |
| Commercial Sex Acts | 0 | 0 | Fraud - Identity Theft | 1 | 0 | 0 | 0 |
| Involuntary Servitude | 0 | 0 | Fraud - Computer Hacking/Invasion | 0 | 0 | 0 | 0 |
| Total | 71 | 42 | Robbery | 3 | 0 | 0 | 0 |
| | | | Theft - Pocket-picking | 0 | 0 | 0 | 0 |
| Group B Arrests | | | Theft - Purse Snatching | 0 | 0 | 0 | 0 |
| Offense | Adult | Juvenile | Theft - Shoplifting | 4 | 3 | 4 | 0 |
| Bad Checks | 0 | 0 | Theft From Building | 38 | 5 | 3 | 1 |
| Curfew/Vagrancy | 1 | 0 | Theft From Coin Machine | 0 | 0 | 0 | 0 |
| Disorderly Conduct | 7 | 1 | Theft From Motor Vehicle | 33 | 1 | 0 | 0 |
| DUI | 16 | 0 | Theft of Motor Vehicle Parts | 10 | 1 | 0 | 0 |
| Drunkenness | 20 | 0 | Theft - All Other Larceny | 99 | 10 | 11 | 1 |
| Family-Non Violent | 5 | 0 | Motor Vehicle Theft | 53 | 15 | 15 | 1 |
| Liquor Law Violations | 1 | 1 | Stolen Property Offenses | 0 | 0 | 0 | 0 |
| Peeping Tom | 0 | 0 | | | | | |
| Runaway | 0 | 0 | | | | | |
| Trespass | 4 | 0 | | | | | |
| All Other Offenses | 819 | 4 | | | | | |
| Total Group B | 873 | 6 | | | | | |

(*) Offenses are counted using the FBI Units of Count for Crime

(**) The 'Arrests' column shows arrests made for incidents during the selected period, regardless of arrest date. Arrest counts for the same period may change over time.

This report is valid as of May 06, 2019 and is subject to change

Claiborne County Sheriff's Office - NIBRS Agency Crime Overview - 2018

| Crimes Against Society | | | | |
|------------------------------------|------------|------------|------------|-----------|
| Animal Cruelty | 0 | 0 | 0 | 0 |
| Drug/Narcotic Violations | 59 | 57 | 62 | 4 |
| Drug/Narcotic Equipment Violations | 24 | 24 | 4 | 0 |
| Gambling - Betting/Wagering | 0 | 0 | 0 | 0 |
| Gambling - Operating/Promoting | 0 | 0 | 0 | 0 |
| Gambling - Equipment Violations | 0 | 0 | 0 | 0 |
| Gambling - Sports Tampering | 0 | 0 | 0 | 0 |
| Pornography/Obscene Material | 0 | 0 | 0 | 0 |
| Prostitution | 0 | 0 | 0 | 0 |
| Prostitution Assisting/Promoting | 0 | 0 | 0 | 0 |
| Purchasing Prostitution | 0 | 0 | 0 | 0 |
| Weapon Law Violations | 7 | 6 | 5 | 0 |
| Total Group A Offenses | 663 | 228 | 192 | 12 |

(*) Offenses are counted using the FBI Units of Count for Crime

(**) The 'Arrests' column shows arrests made for incidents during the selected period, regardless of arrest date. Arrest counts for the same period may change over time.

Clay County Sheriff's Office - NIBRS Agency Crime Overview - 2018

| 2017 Population Estimate | N/A | Offenses (*) | | Arrests (**) | | | |
|---------------------------------------|-----------------|----------------------------------|-----------------------------------|--------------|----------|---|---|
| | | Reported | Cleared | Adult | Juvenile | | |
| Offense Overview | | Group A Offenses | | | | | |
| Crimes Against Persons | | | | | | | |
| Offense Total | 132 | Murder | 0 | 0 | 0 | 0 | |
| Number Cleared | 95 | Negligent Manslaughter | 0 | 0 | 0 | 0 | |
| Percent Cleared | 71.97 % | Negligent Vehicular Manslaughter | 0 | 0 | 0 | 0 | |
| Group A Crimes per 100,000 population | N/A | Kidnapping/Abduction | 1 | 1 | 2 | 0 | |
| | | Forcible Rape | 2 | 0 | 0 | 0 | |
| | | Forcible Sodomy | 0 | 0 | 0 | 0 | |
| | | Sexual Assault W/Object | 0 | 0 | 0 | 0 | |
| Arrest Overview | | Forcible Fondling | 0 | 0 | 0 | 0 | |
| Total Arrests | 287 | Incest | 0 | 0 | 0 | 0 | |
| Adult Arrests | 285 | Statutory Rape | 0 | 0 | 0 | 0 | |
| Juvenile Arrests | 2 | Aggravated Assault | 11 | 8 | 5 | 0 | |
| Unknown Age | 0 | Simple Assault | 31 | 30 | 26 | 1 | |
| Arrests per 100,000 population | N/A | Intimidation | 5 | 5 | 2 | 0 | |
| | | Stalking | 1 | 0 | 0 | 0 | |
| | | Commercial Sex Acts | 0 | 0 | 0 | 0 | |
| Average number offenses/incident | 1.28 | Involuntary Servitude | 0 | 0 | 0 | 0 | |
| Domestic Violence Victims | | Crimes Against Property | | | | | |
| Offense | Reported | Cleared | | | | | |
| Murder | 0 | 0 | Arson | 0 | 0 | 0 | 0 |
| Aggravated Assault | 7 | 4 | Bribery | 0 | 0 | 0 | 0 |
| Simple Assault | 26 | 25 | Burglary | 10 | 1 | 2 | 0 |
| Intimidation | 4 | 4 | Counterfeiting/Forgery | 0 | 0 | 0 | 0 |
| Stalking | 1 | 0 | Destruction/Damage/Vandalism | 8 | 3 | 2 | 0 |
| Forcible Rape | 0 | 0 | Embezzlement | 0 | 0 | 0 | 0 |
| Forcible Sodomy | 0 | 0 | Extortion/Blackmail | 0 | 0 | 0 | 0 |
| Sexual Assault W/Object | 0 | 0 | Fraud - False Pretenses | 1 | 0 | 0 | 0 |
| Forcible Fondling | 0 | 0 | Fraud - Credit Card/ATM | 0 | 0 | 0 | 0 |
| Incest | 0 | 0 | Fraud - Impersonation | 0 | 0 | 0 | 0 |
| Statutory Rape | 0 | 0 | Fraud - Welfare | 0 | 0 | 0 | 0 |
| Kidnapping/Abduction | 0 | 0 | Fraud - Wire | 0 | 0 | 0 | 0 |
| Commercial Sex Acts | 0 | 0 | Fraud - Identity Theft | 0 | 0 | 0 | 0 |
| Involuntary Servitude | 0 | 0 | Fraud - Computer Hacking/Invasion | 0 | 0 | 0 | 0 |
| Total | 38 | 33 | Robbery | 0 | 0 | 0 | 0 |
| | | | Theft - Pocket-picking | 0 | 0 | 0 | 0 |
| | | | Theft - Purse Snatching | 0 | 0 | 0 | 0 |
| Group B Arrests | | | Theft - Shoplifting | 1 | 1 | 1 | 0 |
| Offense | Adult | Juvenile | Theft From Building | 1 | 0 | 0 | 0 |
| Bad Checks | 1 | 0 | Theft From Coin Machine | 0 | 0 | 0 | 0 |
| Curfew/Vagrancy | 0 | 0 | Theft From Motor Vehicle | 0 | 0 | 0 | 0 |
| Disorderly Conduct | 3 | 0 | Theft of Motor Vehicle Parts | 0 | 0 | 0 | 0 |
| DUI | 22 | 0 | Theft - All Other Larceny | 12 | 3 | 2 | 0 |
| Drunkenness | 10 | 0 | Motor Vehicle Theft | 4 | 2 | 2 | 0 |
| Family-Non Violent | 3 | 0 | Stolen Property Offenses | 0 | 0 | 0 | 0 |
| Liquor Law Violations | 0 | 0 | | | | | |
| Peeping Tom | 0 | 0 | | | | | |
| Runaway | 0 | 0 | | | | | |
| Trespass | 2 | 0 | | | | | |
| All Other Offenses | 168 | 0 | | | | | |
| Total Group B | 209 | 0 | | | | | |

(*) Offenses are counted using the FBI Units of Count for Crime

(**) The 'Arrests' column shows arrests made for incidents during the selected period, regardless of arrest date. Arrest counts for the same period may change over time.

This report is valid as of May 06, 2019 and is subject to change

Clay County Sheriff's Office - NIBRS Agency Crime Overview - 2018

| Crimes Against Society | | | | |
|------------------------------------|------------|-----------|-----------|----------|
| Animal Cruelty | 0 | 0 | 0 | 0 |
| Drug/Narcotic Violations | 24 | 22 | 22 | 0 |
| Drug/Narcotic Equipment Violations | 18 | 17 | 8 | 1 |
| Gambling - Betting/Wagering | 0 | 0 | 0 | 0 |
| Gambling - Operating/Promoting | 0 | 0 | 0 | 0 |
| Gambling - Equipment Violations | 0 | 0 | 0 | 0 |
| Gambling - Sports Tampering | 0 | 0 | 0 | 0 |
| Pornography/Obscene Material | 0 | 0 | 0 | 0 |
| Prostitution | 0 | 0 | 0 | 0 |
| Prostitution Assisting/Promoting | 0 | 0 | 0 | 0 |
| Purchasing Prostitution | 0 | 0 | 0 | 0 |
| Weapon Law Violations | 2 | 2 | 2 | 0 |
| Total Group A Offenses | 132 | 95 | 76 | 2 |

(*) Offenses are counted using the FBI Units of Count for Crime

(**) The 'Arrests' column shows arrests made for incidents during the selected period, regardless of arrest date. Arrest counts for the same period may change over time.

Cocke County Sheriff's Office - NIBRS Agency Crime Overview - 2018

| 2017 Population Estimate | N/A | Offenses (*) | | Arrests (**) | | | |
|---------------------------------------|-----------------|----------------------------------|-----------------------------------|--------------|----------|----|---|
| | | Reported | Cleared | Adult | Juvenile | | |
| Offense Overview | | Group A Offenses | | | | | |
| Crimes Against Persons | | Crimes Against Persons | | | | | |
| Offense Total | 1,177 | Murder | 0 | 0 | 0 | 0 | |
| Number Cleared | 601 | Negligent Manslaughter | 1 | 1 | 2 | 0 | |
| Percent Cleared | 51.06 % | Negligent Vehicular Manslaughter | 0 | 0 | 0 | 0 | |
| Group A Crimes per 100,000 population | N/A | Kidnapping/Abduction | 2 | 1 | 1 | 0 | |
| | | Forcible Rape | 3 | 0 | 0 | 0 | |
| | | Forcible Sodomy | 4 | 1 | 0 | 1 | |
| | | Sexual Assault W/Object | 0 | 0 | 0 | 0 | |
| Arrest Overview | | Forcible Fondling | 5 | 3 | 2 | 1 | |
| Total Arrests | 1,107 | Incest | 0 | 0 | 0 | 0 | |
| Adult Arrests | 1,072 | Statutory Rape | 0 | 0 | 0 | 0 | |
| Juvenile Arrests | 35 | Aggravated Assault | 75 | 50 | 47 | 1 | |
| Unknown Age | 0 | Simple Assault | 183 | 135 | 137 | 4 | |
| Arrests per 100,000 population | N/A | Intimidation | 24 | 11 | 7 | 1 | |
| | | Stalking | 8 | 4 | 3 | 0 | |
| | | Commercial Sex Acts | 0 | 0 | 0 | 0 | |
| Average number offenses/incident | 1.25 | Involuntary Servitude | 0 | 0 | 0 | 0 | |
| Domestic Violence Victims | | Crimes Against Property | | | | | |
| Offense | Reported | Cleared | | | | | |
| Murder | 0 | 0 | Arson | 3 | 2 | 2 | 0 |
| Aggravated Assault | 34 | 25 | Bribery | 0 | 0 | 0 | 0 |
| Simple Assault | 114 | 82 | Burglary | 147 | 35 | 32 | 1 |
| Intimidation | 9 | 7 | Counterfeiting/Forgery | 3 | 2 | 2 | 0 |
| Stalking | 0 | 0 | Destruction/Damage/Vandalism | 97 | 27 | 9 | 1 |
| Forcible Rape | 2 | 0 | Embezzlement | 0 | 0 | 0 | 0 |
| Forcible Sodomy | 1 | 1 | Extortion/Blackmail | 0 | 0 | 0 | 0 |
| Sexual Assault W/Object | 0 | 0 | Fraud - False Pretenses | 40 | 10 | 8 | 0 |
| Forcible Fondling | 1 | 0 | Fraud - Credit Card/ATM | 16 | 2 | 2 | 0 |
| Incest | 0 | 0 | Fraud - Impersonation | 2 | 2 | 1 | 0 |
| Statutory Rape | 0 | 0 | Fraud - Welfare | 0 | 0 | 0 | 0 |
| Kidnapping/Abduction | 1 | 1 | Fraud - Wire | 1 | 0 | 0 | 0 |
| Commercial Sex Acts | 0 | 0 | Fraud - Identity Theft | 0 | 0 | 0 | 0 |
| Involuntary Servitude | 0 | 0 | Fraud - Computer Hacking/Invasion | 0 | 0 | 0 | 0 |
| Total | 162 | 116 | Robbery | 0 | 0 | 0 | 0 |
| | | | Theft - Pocket-picking | 0 | 0 | 0 | 0 |
| Group B Arrests | | | Theft - Purse Snatching | 0 | 0 | 0 | 0 |
| Offense | Adult | Juvenile | Theft - Shoplifting | 7 | 3 | 3 | 0 |
| Bad Checks | 0 | 0 | Theft From Building | 75 | 25 | 20 | 0 |
| Curfew/Vagrancy | 0 | 0 | Theft From Coin Machine | 1 | 0 | 0 | 0 |
| Disorderly Conduct | 12 | 11 | Theft From Motor Vehicle | 33 | 3 | 1 | 0 |
| DUI | 48 | 0 | Theft of Motor Vehicle Parts | 20 | 1 | 1 | 0 |
| Drunkenness | 48 | 0 | Theft - All Other Larceny | 80 | 14 | 12 | 1 |
| Family-Non Violent | 46 | 0 | Motor Vehicle Theft | 96 | 23 | 24 | 1 |
| Liquor Law Violations | 13 | 10 | Stolen Property Offenses | 0 | 0 | 0 | 0 |
| Peeping Tom | 0 | 0 | | | | | |
| Runaway | 0 | 0 | | | | | |
| Trespass | 4 | 0 | | | | | |
| All Other Offenses | 416 | 0 | | | | | |
| Total Group B | 587 | 21 | | | | | |

(*) Offenses are counted using the FBI Units of Count for Crime

(**) The 'Arrests' column shows arrests made for incidents during the selected period, regardless of arrest date. Arrest counts for the same period may change over time.

This report is valid as of May 06, 2019 and is subject to change

Cocke County Sheriff's Office - NIBRS Agency Crime Overview - 2018

| Crimes Against Society | | | | |
|------------------------------------|--------------|------------|------------|-----------|
| Animal Cruelty | 3 | 1 | 0 | 0 |
| Drug/Narcotic Violations | 109 | 109 | 116 | 1 |
| Drug/Narcotic Equipment Violations | 113 | 113 | 49 | 1 |
| Gambling - Betting/Wagering | 0 | 0 | 0 | 0 |
| Gambling - Operating/Promoting | 0 | 0 | 0 | 0 |
| Gambling - Equipment Violations | 0 | 0 | 0 | 0 |
| Gambling - Sports Tampering | 0 | 0 | 0 | 0 |
| Pornography/Obscene Material | 0 | 0 | 0 | 0 |
| Prostitution | 0 | 0 | 0 | 0 |
| Prostitution Assisting/Promoting | 0 | 0 | 0 | 0 |
| Purchasing Prostitution | 0 | 0 | 0 | 0 |
| Weapon Law Violations | 26 | 23 | 4 | 0 |
| Total Group A Offenses | 1,177 | 601 | 485 | 14 |

(*) Offenses are counted using the FBI Units of Count for Crime

(**) The 'Arrests' column shows arrests made for incidents during the selected period, regardless of arrest date. Arrest counts for the same period may change over time.

Coffee County Sheriff's Office - NIBRS Agency Crime Overview - 2018

| 2017 Population Estimate | N/A | Offenses (*) | | Arrests (**) | | | |
|---------------------------------------|-----------------|----------------------------------|-----------------------------------|--------------|----------|----|---|
| | | Reported | Cleared | Adult | Juvenile | | |
| Offense Overview | | Group A Offenses | | | | | |
| Crimes Against Persons | | | | | | | |
| Offense Total | 634 | Murder | 0 | 0 | 0 | 0 | |
| Number Cleared | 267 | Negligent Manslaughter | 0 | 0 | 0 | 0 | |
| Percent Cleared | 42.11 % | Negligent Vehicular Manslaughter | 0 | 0 | 0 | 0 | |
| Group A Crimes per 100,000 population | N/A | Kidnapping/Abduction | 0 | 0 | 0 | 0 | |
| | | Forcible Rape | 3 | 1 | 1 | 0 | |
| | | Forcible Sodomy | 1 | 0 | 0 | 0 | |
| | | Sexual Assault W/Object | 0 | 0 | 0 | 0 | |
| Arrest Overview | | Forcible Fondling | 3 | 0 | 0 | 0 | |
| Total Arrests | 888 | Incest | 0 | 0 | 0 | 0 | |
| Adult Arrests | 859 | Statutory Rape | 0 | 0 | 0 | 0 | |
| Juvenile Arrests | 29 | Aggravated Assault | 40 | 22 | 18 | 1 | |
| Unknown Age | 0 | Simple Assault | 112 | 47 | 34 | 10 | |
| Arrests per 100,000 population | N/A | Intimidation | 45 | 3 | 3 | 0 | |
| | | Stalking | 0 | 0 | 0 | 0 | |
| | | Commercial Sex Acts | 0 | 0 | 0 | 0 | |
| Average number offenses/incident | 1.09 | Involuntary Servitude | 0 | 0 | 0 | 0 | |
| Domestic Violence Victims | | Crimes Against Property | | | | | |
| Offense | Reported | Cleared | | | | | |
| Murder | 0 | 0 | Arson | 0 | 0 | 0 | 0 |
| Aggravated Assault | 18 | 10 | Bribery | 0 | 0 | 0 | 0 |
| Simple Assault | 81 | 36 | Burglary | 45 | 6 | 6 | 2 |
| Intimidation | 13 | 2 | Counterfeiting/Forgery | 4 | 1 | 1 | 0 |
| Stalking | 0 | 0 | Destruction/Damage/Vandalism | 17 | 1 | 1 | 0 |
| Forcible Rape | 0 | 0 | Embezzlement | 0 | 0 | 0 | 0 |
| Forcible Sodomy | 0 | 0 | Extortion/Blackmail | 0 | 0 | 0 | 0 |
| Sexual Assault W/Object | 0 | 0 | Fraud - False Pretenses | 6 | 0 | 0 | 0 |
| Forcible Fondling | 3 | 0 | Fraud - Credit Card/ATM | 7 | 0 | 0 | 0 |
| Incest | 0 | 0 | Fraud - Impersonation | 8 | 3 | 3 | 0 |
| Statutory Rape | 0 | 0 | Fraud - Welfare | 0 | 0 | 0 | 0 |
| Kidnapping/Abduction | 0 | 0 | Fraud - Wire | 0 | 0 | 0 | 0 |
| Commercial Sex Acts | 0 | 0 | Fraud - Identity Theft | 1 | 0 | 0 | 0 |
| Involuntary Servitude | 0 | 0 | Fraud - Computer Hacking/Invasion | 0 | 0 | 0 | 0 |
| Total | 115 | 48 | Robbery | 4 | 0 | 0 | 0 |
| | | | Theft - Pocket-picking | 0 | 0 | 0 | 0 |
| Group B Arrests | | | Theft - Purse Snatching | 0 | 0 | 0 | 0 |
| Offense | Adult | Juvenile | Theft - Shoplifting | 0 | 0 | 0 | 0 |
| Bad Checks | 0 | 0 | Theft From Building | 46 | 6 | 6 | 0 |
| Curfew/Vagrancy | 0 | 0 | Theft From Coin Machine | 0 | 0 | 0 | 0 |
| Disorderly Conduct | 17 | 3 | Theft From Motor Vehicle | 28 | 2 | 2 | 0 |
| DUI | 24 | 1 | Theft of Motor Vehicle Parts | 8 | 0 | 0 | 0 |
| Drunkenness | 28 | 0 | Theft - All Other Larceny | 48 | 3 | 4 | 0 |
| Family-Non Violent | 62 | 0 | Motor Vehicle Theft | 31 | 7 | 7 | 1 |
| Liquor Law Violations | 2 | 1 | Stolen Property Offenses | 0 | 0 | 0 | 0 |
| Peeping Tom | 0 | 0 | | | | | |
| Runaway | 0 | 0 | | | | | |
| Trespass | 4 | 0 | | | | | |
| All Other Offenses | 497 | 1 | | | | | |
| Total Group B | 634 | 6 | | | | | |

(*) Offenses are counted using the FBI Units of Count for Crime

(**) The 'Arrests' column shows arrests made for incidents during the selected period, regardless of arrest date. Arrest counts for the same period may change over time.

This report is valid as of May 06, 2019 and is subject to change

Coffee County Sheriff's Office - NIBRS Agency Crime Overview - 2018

| Crimes Against Society | | | | |
|------------------------------------|------------|------------|------------|-----------|
| Animal Cruelty | 0 | 0 | 0 | 0 |
| Drug/Narcotic Violations | 140 | 132 | 127 | 7 |
| Drug/Narcotic Equipment Violations | 34 | 30 | 9 | 2 |
| Gambling - Betting/Wagering | 0 | 0 | 0 | 0 |
| Gambling - Operating/Promoting | 0 | 0 | 0 | 0 |
| Gambling - Equipment Violations | 0 | 0 | 0 | 0 |
| Gambling - Sports Tampering | 0 | 0 | 0 | 0 |
| Pornography/Obscene Material | 0 | 0 | 0 | 0 |
| Prostitution | 0 | 0 | 0 | 0 |
| Prostitution Assisting/Promoting | 0 | 0 | 0 | 0 |
| Purchasing Prostitution | 0 | 0 | 0 | 0 |
| Weapon Law Violations | 3 | 3 | 3 | 0 |
| Total Group A Offenses | 634 | 267 | 225 | 23 |

(*) Offenses are counted using the FBI Units of Count for Crime

(**) The 'Arrests' column shows arrests made for incidents during the selected period, regardless of arrest date. Arrest counts for the same period may change over time.

Crockett County Sheriff's Office - NIBRS Agency Crime Overview - 2018

| 2017 Population Estimate | N/A | Offenses (*) | | Arrests (**) | | | |
|---------------------------------------|-----------------|----------------------------------|-----------------------------------|--------------|----------|---|---|
| | | Reported | Cleared | Adult | Juvenile | | |
| Offense Overview | | Group A Offenses | | | | | |
| Crimes Against Persons | | | | | | | |
| Offense Total | 213 | Murder | 0 | 0 | 0 | 0 | |
| Number Cleared | 73 | Negligent Manslaughter | 0 | 0 | 0 | 0 | |
| Percent Cleared | 34.27 % | Negligent Vehicular Manslaughter | 0 | 0 | 0 | 0 | |
| Group A Crimes per 100,000 population | N/A | Kidnapping/Abduction | 2 | 2 | 1 | 0 | |
| | | Forcible Rape | 2 | 1 | 1 | 0 | |
| | | Forcible Sodomy | 0 | 0 | 0 | 0 | |
| | | Sexual Assault W/Object | 0 | 0 | 0 | 0 | |
| Arrest Overview | | Forcible Fondling | 0 | 0 | 0 | 0 | |
| Total Arrests | 349 | Incest | 0 | 0 | 0 | 0 | |
| Adult Arrests | 342 | Statutory Rape | 0 | 0 | 0 | 0 | |
| Juvenile Arrests | 7 | Aggravated Assault | 15 | 9 | 7 | 0 | |
| Unknown Age | 0 | Simple Assault | 46 | 30 | 24 | 4 | |
| Arrests per 100,000 population | N/A | Intimidation | 23 | 4 | 3 | 0 | |
| | | Stalking | 1 | 1 | 1 | 0 | |
| | | Commercial Sex Acts | 0 | 0 | 0 | 0 | |
| Average number offenses/incident | 1.15 | Involuntary Servitude | 0 | 0 | 0 | 0 | |
| Domestic Violence Victims | | Crimes Against Property | | | | | |
| Offense | Reported | Cleared | | | | | |
| Murder | 0 | 0 | Arson | 0 | 0 | 0 | 0 |
| Aggravated Assault | 5 | 4 | Bribery | 0 | 0 | 0 | 0 |
| Simple Assault | 35 | 29 | Burglary | 21 | 5 | 7 | 0 |
| Intimidation | 4 | 1 | Counterfeiting/Forgery | 0 | 0 | 0 | 0 |
| Stalking | 1 | 1 | Destruction/Damage/Vandalism | 36 | 9 | 5 | 0 |
| Forcible Rape | 2 | 1 | Embezzlement | 0 | 0 | 0 | 0 |
| Forcible Sodomy | 0 | 0 | Extortion/Blackmail | 0 | 0 | 0 | 0 |
| Sexual Assault W/Object | 0 | 0 | Fraud - False Pretenses | 2 | 0 | 0 | 0 |
| Forcible Fondling | 0 | 0 | Fraud - Credit Card/ATM | 0 | 0 | 0 | 0 |
| Incest | 0 | 0 | Fraud - Impersonation | 0 | 0 | 0 | 0 |
| Statutory Rape | 0 | 0 | Fraud - Welfare | 0 | 0 | 0 | 0 |
| Kidnapping/Abduction | 2 | 2 | Fraud - Wire | 2 | 0 | 0 | 0 |
| Commercial Sex Acts | 0 | 0 | Fraud - Identity Theft | 0 | 0 | 0 | 0 |
| Involuntary Servitude | 0 | 0 | Fraud - Computer Hacking/Invasion | 0 | 0 | 0 | 0 |
| Total | 49 | 38 | Robbery | 1 | 0 | 0 | 0 |
| | | | Theft - Pocket-picking | 0 | 0 | 0 | 0 |
| | | | Theft - Purse Snatching | 0 | 0 | 0 | 0 |
| | | | Theft - Shoplifting | 0 | 0 | 0 | 0 |
| Group B Arrests | | | Theft From Building | 12 | 5 | 6 | 0 |
| Offense | Adult | Juvenile | Theft From Coin Machine | 0 | 0 | 0 | 0 |
| Bad Checks | 14 | 0 | Theft From Motor Vehicle | 9 | 0 | 0 | 0 |
| Curfew/Vagrancy | 0 | 0 | Theft of Motor Vehicle Parts | 1 | 0 | 0 | 0 |
| Disorderly Conduct | 2 | 0 | Theft - All Other Larceny | 18 | 0 | 0 | 0 |
| DUI | 7 | 0 | Motor Vehicle Theft | 20 | 5 | 4 | 2 |
| Drunkenness | 1 | 0 | Stolen Property Offenses | 0 | 0 | 0 | 0 |
| Family-Non Violent | 22 | 0 | | | | | |
| Liquor Law Violations | 0 | 0 | | | | | |
| Peeping Tom | 0 | 0 | | | | | |
| Runaway | 0 | 0 | | | | | |
| Trespass | 5 | 0 | | | | | |
| All Other Offenses | 231 | 1 | | | | | |
| Total Group B | 282 | 1 | | | | | |

(*) Offenses are counted using the FBI Units of Count for Crime

(**) The 'Arrests' column shows arrests made for incidents during the selected period, regardless of arrest date. Arrest counts for the same period may change over time.

This report is valid as of May 06, 2019 and is subject to change

Crockett County Sheriff's Office - NIBRS Agency Crime Overview - 2018

| Crimes Against Society | | | | |
|------------------------------------|------------|-----------|-----------|----------|
| Animal Cruelty | 0 | 0 | 0 | 0 |
| Drug/Narcotic Violations | 1 | 1 | 1 | 0 |
| Drug/Narcotic Equipment Violations | 0 | 0 | 0 | 0 |
| Gambling - Betting/Wagering | 0 | 0 | 0 | 0 |
| Gambling - Operating/Promoting | 0 | 0 | 0 | 0 |
| Gambling - Equipment Violations | 0 | 0 | 0 | 0 |
| Gambling - Sports Tampering | 0 | 0 | 0 | 0 |
| Pornography/Obscene Material | 0 | 0 | 0 | 0 |
| Prostitution | 0 | 0 | 0 | 0 |
| Prostitution Assisting/Promoting | 0 | 0 | 0 | 0 |
| Purchasing Prostitution | 0 | 0 | 0 | 0 |
| Weapon Law Violations | 1 | 1 | 0 | 0 |
| Total Group A Offenses | 213 | 73 | 60 | 6 |

(*) Offenses are counted using the FBI Units of Count for Crime

(**) The 'Arrests' column shows arrests made for incidents during the selected period, regardless of arrest date. Arrest counts for the same period may change over time.

Cumberland County Sheriff's Office - NIBRS Agency Crime Overview - 2018

| 2017 Population Estimate | N/A | Offenses (*) | | Arrests (**) | | | |
|---------------------------------------|-----------------|----------------------------------|-----------------------------------|--------------|----------|----|---|
| | | Reported | Cleared | Adult | Juvenile | | |
| Offense Overview | | Group A Offenses | | | | | |
| Crimes Against Persons | | Crimes Against Persons | | | | | |
| Offense Total | 1,641 | Murder | 0 | 0 | 0 | 0 | |
| Number Cleared | 640 | Negligent Manslaughter | 0 | 0 | 0 | 0 | |
| Percent Cleared | 39.00 % | Negligent Vehicular Manslaughter | 0 | 0 | 0 | 0 | |
| Group A Crimes per 100,000 population | N/A | Kidnapping/Abduction | 0 | 0 | 0 | 0 | |
| | | Forcible Rape | 2 | 2 | 2 | 0 | |
| | | Forcible Sodomy | 0 | 0 | 0 | 0 | |
| | | Sexual Assault W/Object | 0 | 0 | 0 | 0 | |
| | | Forcible Fondling | 0 | 0 | 0 | 0 | |
| Arrest Overview | | Incest | 0 | 0 | 0 | 0 | |
| Total Arrests | 1,846 | Statutory Rape | 0 | 0 | 0 | 0 | |
| Adult Arrests | 1,844 | Aggravated Assault | 35 | 35 | 29 | 0 | |
| Juvenile Arrests | 2 | Simple Assault | 96 | 96 | 86 | 0 | |
| Unknown Age | 0 | Intimidation | 10 | 10 | 8 | 0 | |
| Arrests per 100,000 population | N/A | Stalking | 3 | 3 | 3 | 0 | |
| | | Commercial Sex Acts | 0 | 0 | 0 | 0 | |
| Average number offenses/incident | 1.19 | Involuntary Servitude | 0 | 0 | 0 | 0 | |
| Domestic Violence Victims | | Crimes Against Property | | | | | |
| Offense | Reported | Cleared | | | | | |
| Murder | 0 | 0 | Arson | 4 | 1 | 1 | 0 |
| Aggravated Assault | 17 | 17 | Bribery | 0 | 0 | 0 | 0 |
| Simple Assault | 87 | 87 | Burglary | 197 | 19 | 24 | 0 |
| Intimidation | 7 | 7 | Counterfeiting/Forgery | 21 | 9 | 5 | 0 |
| Stalking | 3 | 3 | Destruction/Damage/Vandalism | 223 | 25 | 13 | 0 |
| Forcible Rape | 1 | 1 | Embezzlement | 22 | 2 | 3 | 0 |
| Forcible Sodomy | 0 | 0 | Extortion/Blackmail | 1 | 0 | 0 | 0 |
| Sexual Assault W/Object | 0 | 0 | Fraud - False Pretenses | 48 | 1 | 1 | 0 |
| Forcible Fondling | 0 | 0 | Fraud - Credit Card/ATM | 34 | 5 | 1 | 0 |
| Incest | 0 | 0 | Fraud - Impersonation | 0 | 0 | 0 | 0 |
| Statutory Rape | 0 | 0 | Fraud - Welfare | 1 | 0 | 0 | 0 |
| Kidnapping/Abduction | 0 | 0 | Fraud - Wire | 30 | 0 | 0 | 0 |
| Commercial Sex Acts | 0 | 0 | Fraud - Identity Theft | 0 | 0 | 0 | 0 |
| Involuntary Servitude | 0 | 0 | Fraud - Computer Hacking/Invasion | 0 | 0 | 0 | 0 |
| Total | 115 | 115 | Robbery | 1 | 0 | 0 | 0 |
| | | | Theft - Pocket-picking | 0 | 0 | 0 | 0 |
| | | | Theft - Purse Snatching | 0 | 0 | 0 | 0 |
| | | | Theft - Shoplifting | 6 | 2 | 3 | 0 |
| Group B Arrests | | | Theft From Building | 123 | 10 | 6 | 0 |
| Offense | Adult | Juvenile | Theft From Coin Machine | 0 | 0 | 0 | 0 |
| Bad Checks | 4 | 0 | Theft From Motor Vehicle | 81 | 12 | 16 | 0 |
| Curfew/Vagrancy | 0 | 0 | Theft of Motor Vehicle Parts | 17 | 2 | 0 | 0 |
| Disorderly Conduct | 6 | 0 | Theft - All Other Larceny | 205 | 11 | 11 | 0 |
| DUI | 75 | 0 | Motor Vehicle Theft | 95 | 18 | 18 | 0 |
| Drunkenness | 42 | 0 | Stolen Property Offenses | 13 | 13 | 9 | 0 |
| Family-Non Violent | 91 | 0 | | | | | |
| Liquor Law Violations | 11 | 1 | | | | | |
| Peeping Tom | 0 | 0 | | | | | |
| Runaway | 0 | 0 | | | | | |
| Trespass | 14 | 0 | | | | | |
| All Other Offenses | 1,079 | 0 | | | | | |
| Total Group B | 1,322 | 1 | | | | | |

(*) Offenses are counted using the FBI Units of Count for Crime

(**) The 'Arrests' column shows arrests made for incidents during the selected period, regardless of arrest date. Arrest counts for the same period may change over time.

This report is valid as of May 06, 2019 and is subject to change

Cumberland County Sheriff's Office - NIBRS Agency Crime Overview - 2018

| Crimes Against Society | | | | |
|------------------------------------|--------------|------------|------------|----------|
| Animal Cruelty | 1 | 0 | 0 | 0 |
| Drug/Narcotic Violations | 230 | 224 | 255 | 1 |
| Drug/Narcotic Equipment Violations | 124 | 122 | 20 | 0 |
| Gambling - Betting/Wagering | 0 | 0 | 0 | 0 |
| Gambling - Operating/Promoting | 0 | 0 | 0 | 0 |
| Gambling - Equipment Violations | 0 | 0 | 0 | 0 |
| Gambling - Sports Tampering | 0 | 0 | 0 | 0 |
| Pornography/Obscene Material | 0 | 0 | 0 | 0 |
| Prostitution | 0 | 0 | 0 | 0 |
| Prostitution Assisting/Promoting | 0 | 0 | 0 | 0 |
| Purchasing Prostitution | 0 | 0 | 0 | 0 |
| Weapon Law Violations | 18 | 18 | 8 | 0 |
| Total Group A Offenses | 1,641 | 640 | 522 | 1 |

(*) Offenses are counted using the FBI Units of Count for Crime

(**) The 'Arrests' column shows arrests made for incidents during the selected period, regardless of arrest date. Arrest counts for the same period may change over time.

Decatur County Sheriff's Office - NIBRS Agency Crime Overview - 2018

| 2017 Population Estimate | N/A | Offenses (*) | | Arrests (**) | | | |
|---------------------------------------|-----------------|----------------------------------|-----------------------------------|--------------|----------|---|---|
| | | Reported | Cleared | Adult | Juvenile | | |
| Offense Overview | | Group A Offenses | | | | | |
| Crimes Against Persons | | | | | | | |
| Offense Total | 353 | Murder | 1 | 1 | 1 | 0 | |
| Number Cleared | 176 | Negligent Manslaughter | 0 | 0 | 0 | 0 | |
| Percent Cleared | 49.86 % | Negligent Vehicular Manslaughter | 0 | 0 | 0 | 0 | |
| Group A Crimes per 100,000 population | N/A | Kidnapping/Abduction | 0 | 0 | 0 | 0 | |
| | | Forcible Rape | 0 | 0 | 1 | 0 | |
| | | Forcible Sodomy | 0 | 0 | 0 | 0 | |
| | | Sexual Assault W/Object | 0 | 0 | 0 | 0 | |
| Arrest Overview | | Forcible Fondling | 1 | 1 | 0 | 0 | |
| Total Arrests | 201 | Incest | 0 | 0 | 0 | 0 | |
| Adult Arrests | 187 | Statutory Rape | 0 | 0 | 0 | 0 | |
| Juvenile Arrests | 14 | Aggravated Assault | 12 | 11 | 8 | 0 | |
| Unknown Age | 0 | Simple Assault | 41 | 29 | 21 | 2 | |
| Arrests per 100,000 population | N/A | Intimidation | 10 | 4 | 2 | 1 | |
| | | Stalking | 1 | 0 | 0 | 0 | |
| | | Commercial Sex Acts | 0 | 0 | 0 | 0 | |
| Average number offenses/incident | 1.26 | Involuntary Servitude | 0 | 0 | 0 | 0 | |
| Domestic Violence Victims | | Crimes Against Property | | | | | |
| Offense | Reported | Cleared | | | | | |
| Murder | 0 | 0 | Arson | 0 | 0 | 0 | 0 |
| Aggravated Assault | 6 | 6 | Bribery | 0 | 0 | 0 | 0 |
| Simple Assault | 28 | 19 | Burglary | 45 | 6 | 8 | 0 |
| Intimidation | 0 | 0 | Counterfeiting/Forgery | 6 | 1 | 0 | 0 |
| Stalking | 0 | 0 | Destruction/Damage/Vandalism | 36 | 8 | 4 | 0 |
| Forcible Rape | 0 | 0 | Embezzlement | 0 | 0 | 0 | 0 |
| Forcible Sodomy | 0 | 0 | Extortion/Blackmail | 1 | 0 | 0 | 0 |
| Sexual Assault W/Object | 0 | 0 | Fraud - False Pretenses | 4 | 0 | 0 | 0 |
| Forcible Fondling | 0 | 0 | Fraud - Credit Card/ATM | 3 | 0 | 1 | 0 |
| Incest | 0 | 0 | Fraud - Impersonation | 0 | 0 | 0 | 0 |
| Statutory Rape | 0 | 0 | Fraud - Welfare | 0 | 0 | 0 | 0 |
| Kidnapping/Abduction | 0 | 0 | Fraud - Wire | 0 | 0 | 0 | 0 |
| Commercial Sex Acts | 0 | 0 | Fraud - Identity Theft | 1 | 0 | 0 | 0 |
| Involuntary Servitude | 0 | 0 | Fraud - Computer Hacking/Invasion | 0 | 0 | 0 | 0 |
| Total | 34 | 25 | Robbery | 0 | 0 | 0 | 0 |
| | | | Theft - Pocket-picking | 0 | 0 | 0 | 0 |
| Group B Arrests | | | Theft - Purse Snatching | 0 | 0 | 0 | 0 |
| Offense | Adult | Juvenile | Theft - Shoplifting | 1 | 0 | 0 | 0 |
| Bad Checks | 1 | 0 | Theft From Building | 22 | 3 | 3 | 0 |
| Curfew/Vagrancy | 0 | 0 | Theft From Coin Machine | 0 | 0 | 0 | 0 |
| Disorderly Conduct | 8 | 7 | Theft From Motor Vehicle | 3 | 2 | 1 | 0 |
| DUI | 3 | 0 | Theft of Motor Vehicle Parts | 6 | 0 | 0 | 0 |
| Drunkenness | 10 | 1 | Theft - All Other Larceny | 31 | 5 | 3 | 0 |
| Family-Non Violent | 0 | 0 | Motor Vehicle Theft | 24 | 7 | 4 | 0 |
| Liquor Law Violations | 5 | 2 | Stolen Property Offenses | 1 | 1 | 1 | 0 |
| Peeping Tom | 0 | 0 | | | | | |
| Runaway | 0 | 0 | | | | | |
| Trespass | 8 | 0 | | | | | |
| All Other Offenses | 19 | 0 | | | | | |
| Total Group B | 54 | 10 | | | | | |

(*) Offenses are counted using the FBI Units of Count for Crime

(**) The 'Arrests' column shows arrests made for incidents during the selected period, regardless of arrest date. Arrest counts for the same period may change over time.

This report is valid as of May 06, 2019 and is subject to change

Decatur County Sheriff's Office - NIBRS Agency Crime Overview - 2018

| Crimes Against Society | | | | |
|------------------------------------|------------|------------|------------|----------|
| Animal Cruelty | 0 | 0 | 0 | 0 |
| Drug/Narcotic Violations | 59 | 56 | 61 | 1 |
| Drug/Narcotic Equipment Violations | 36 | 33 | 9 | 0 |
| Gambling - Betting/Wagering | 0 | 0 | 1 | 0 |
| Gambling - Operating/Promoting | 1 | 1 | 1 | 0 |
| Gambling - Equipment Violations | 1 | 1 | 0 | 0 |
| Gambling - Sports Tampering | 0 | 0 | 0 | 0 |
| Pornography/Obscene Material | 0 | 0 | 0 | 0 |
| Prostitution | 0 | 0 | 0 | 0 |
| Prostitution Assisting/Promoting | 0 | 0 | 0 | 0 |
| Purchasing Prostitution | 0 | 0 | 0 | 0 |
| Weapon Law Violations | 6 | 6 | 3 | 0 |
| Total Group A Offenses | 353 | 176 | 133 | 4 |

(*) Offenses are counted using the FBI Units of Count for Crime

(**) The 'Arrests' column shows arrests made for incidents during the selected period, regardless of arrest date. Arrest counts for the same period may change over time.

DeKalb County Sheriff's Office - NIBRS Agency Crime Overview - 2018

| 2017 Population Estimate | N/A | Offenses (*) | | Arrests (**) | | | |
|---------------------------------------|-----------------|----------------------------------|-----------------------------------|--------------|----------|----|---|
| | | Reported | Cleared | Adult | Juvenile | | |
| Offense Overview | | Group A Offenses | | | | | |
| Crimes Against Persons | | | | | | | |
| Offense Total | 310 | Murder | 0 | 0 | 0 | 0 | |
| Number Cleared | 200 | Negligent Manslaughter | 0 | 0 | 0 | 0 | |
| Percent Cleared | 64.52 % | Negligent Vehicular Manslaughter | 0 | 0 | 0 | 0 | |
| Group A Crimes per 100,000 population | N/A | Kidnapping/Abduction | 0 | 0 | 0 | 0 | |
| | | Forcible Rape | 1 | 0 | 0 | 0 | |
| | | Forcible Sodomy | 0 | 0 | 0 | 0 | |
| | | Sexual Assault W/Object | 1 | 0 | 0 | 0 | |
| Arrest Overview | | Forcible Fondling | 2 | 2 | 1 | 1 | |
| Total Arrests | 961 | Incest | 0 | 0 | 0 | 0 | |
| Adult Arrests | 943 | Statutory Rape | 1 | 0 | 0 | 0 | |
| Juvenile Arrests | 18 | Aggravated Assault | 9 | 9 | 10 | 0 | |
| Unknown Age | 0 | Simple Assault | 46 | 45 | 35 | 7 | |
| Arrests per 100,000 population | N/A | Intimidation | 9 | 5 | 1 | 3 | |
| | | Stalking | 4 | 4 | 2 | 0 | |
| | | Commercial Sex Acts | 0 | 0 | 0 | 0 | |
| Average number offenses/incident | 1.14 | Involuntary Servitude | 0 | 0 | 0 | 0 | |
| Domestic Violence Victims | | Crimes Against Property | | | | | |
| Offense | Reported | Cleared | | | | | |
| Murder | 0 | 0 | Arson | 3 | 1 | 1 | 0 |
| Aggravated Assault | 6 | 6 | Bribery | 0 | 0 | 0 | 0 |
| Simple Assault | 27 | 27 | Burglary | 20 | 6 | 8 | 0 |
| Intimidation | 1 | 1 | Counterfeiting/Forgery | 4 | 2 | 2 | 0 |
| Stalking | 0 | 0 | Destruction/Damage/Vandalism | 31 | 17 | 16 | 1 |
| Forcible Rape | 0 | 0 | Embezzlement | 0 | 0 | 0 | 0 |
| Forcible Sodomy | 0 | 0 | Extortion/Blackmail | 0 | 0 | 0 | 0 |
| Sexual Assault W/Object | 1 | 0 | Fraud - False Pretenses | 3 | 0 | 0 | 0 |
| Forcible Fondling | 0 | 0 | Fraud - Credit Card/ATM | 7 | 3 | 3 | 0 |
| Incest | 0 | 0 | Fraud - Impersonation | 7 | 7 | 7 | 0 |
| Statutory Rape | 0 | 0 | Fraud - Welfare | 0 | 0 | 0 | 0 |
| Kidnapping/Abduction | 0 | 0 | Fraud - Wire | 0 | 0 | 0 | 0 |
| Commercial Sex Acts | 0 | 0 | Fraud - Identity Theft | 1 | 0 | 0 | 0 |
| Involuntary Servitude | 0 | 0 | Fraud - Computer Hacking/Invasion | 0 | 0 | 0 | 0 |
| Total | 35 | 34 | Robbery | 0 | 0 | 0 | 0 |
| | | | Theft - Pocket-picking | 0 | 0 | 0 | 0 |
| | | | Theft - Purse Snatching | 0 | 0 | 0 | 0 |
| Group B Arrests | | | Theft - Shoplifting | 12 | 12 | 11 | 0 |
| Offense | Adult | Juvenile | Theft From Building | 22 | 9 | 7 | 0 |
| Bad Checks | 3 | 0 | Theft From Coin Machine | 0 | 0 | 0 | 0 |
| Curfew/Vagrancy | 0 | 0 | Theft From Motor Vehicle | 27 | 1 | 0 | 1 |
| Disorderly Conduct | 5 | 0 | Theft of Motor Vehicle Parts | 4 | 3 | 3 | 0 |
| DUI | 34 | 0 | Theft - All Other Larceny | 19 | 6 | 4 | 0 |
| Drunkenness | 14 | 4 | Motor Vehicle Theft | 15 | 7 | 6 | 0 |
| Family-Non Violent | 36 | 0 | Stolen Property Offenses | 0 | 0 | 0 | 0 |
| Liquor Law Violations | 1 | 0 | | | | | |
| Peeping Tom | 0 | 0 | | | | | |
| Runaway | 0 | 0 | | | | | |
| Trespass | 10 | 0 | | | | | |
| All Other Offenses | 674 | 1 | | | | | |
| Total Group B | 777 | 5 | | | | | |

(*) Offenses are counted using the FBI Units of Count for Crime

(**) The 'Arrests' column shows arrests made for incidents during the selected period, regardless of arrest date. Arrest counts for the same period may change over time.

This report is valid as of May 06, 2019 and is subject to change

DeKalb County Sheriff's Office - NIBRS Agency Crime Overview - 2018

| Crimes Against Society | | | | |
|------------------------------------|------------|------------|------------|-----------|
| Animal Cruelty | 0 | 0 | 0 | 0 |
| Drug/Narcotic Violations | 45 | 45 | 44 | 0 |
| Drug/Narcotic Equipment Violations | 12 | 12 | 4 | 0 |
| Gambling - Betting/Wagering | 0 | 0 | 0 | 0 |
| Gambling - Operating/Promoting | 0 | 0 | 0 | 0 |
| Gambling - Equipment Violations | 0 | 0 | 0 | 0 |
| Gambling - Sports Tampering | 0 | 0 | 0 | 0 |
| Pornography/Obscene Material | 2 | 1 | 1 | 0 |
| Prostitution | 0 | 0 | 0 | 0 |
| Prostitution Assisting/Promoting | 0 | 0 | 0 | 0 |
| Purchasing Prostitution | 0 | 0 | 0 | 0 |
| Weapon Law Violations | 3 | 3 | 0 | 0 |
| Total Group A Offenses | 310 | 200 | 166 | 13 |

(*) Offenses are counted using the FBI Units of Count for Crime

(**) The 'Arrests' column shows arrests made for incidents during the selected period, regardless of arrest date. Arrest counts for the same period may change over time.

Dickson County Sheriff's Office - NIBRS Agency Crime Overview - 2018

| 2017 Population Estimate | N/A | Offenses (*) | | Arrests (**) | | | |
|---------------------------------------|-----------------|----------------------------------|-----------------------------------|--------------|----------|----|---|
| | | Reported | Cleared | Adult | Juvenile | | |
| Offense Overview | | Group A Offenses | | | | | |
| Crimes Against Persons | | Crimes Against Persons | | | | | |
| Offense Total | 1,279 | Murder | 0 | 0 | 0 | 0 | |
| Number Cleared | 527 | Negligent Manslaughter | 0 | 0 | 0 | 0 | |
| Percent Cleared | 41.20 % | Negligent Vehicular Manslaughter | 0 | 0 | 0 | 0 | |
| Group A Crimes per 100,000 population | N/A | Kidnapping/Abduction | 0 | 0 | 0 | 0 | |
| | | Forcible Rape | 18 | 6 | 5 | 0 | |
| | | Forcible Sodomy | 0 | 0 | 0 | 0 | |
| | | Sexual Assault W/Object | 0 | 0 | 0 | 0 | |
| Arrest Overview | | Forcible Fondling | 33 | 6 | 2 | 0 | |
| Total Arrests | 1,794 | Incest | 0 | 0 | 0 | 0 | |
| Adult Arrests | 1,704 | Statutory Rape | 2 | 1 | 1 | 0 | |
| Juvenile Arrests | 90 | Aggravated Assault | 93 | 60 | 46 | 2 | |
| Unknown Age | 0 | Simple Assault | 196 | 134 | 80 | 10 | |
| Arrests per 100,000 population | N/A | Intimidation | 47 | 8 | 2 | 3 | |
| | | Stalking | 0 | 0 | 0 | 0 | |
| | | Commercial Sex Acts | 0 | 0 | 0 | 0 | |
| Average number offenses/incident | 1.11 | Involuntary Servitude | 0 | 0 | 0 | 0 | |
| Domestic Violence Victims | | Crimes Against Property | | | | | |
| Offense | Reported | Cleared | | | | | |
| Murder | 0 | 0 | Arson | 5 | 0 | 0 | 0 |
| Aggravated Assault | 49 | 39 | Bribery | 0 | 0 | 0 | 0 |
| Simple Assault | 128 | 102 | Burglary | 105 | 20 | 15 | 6 |
| Intimidation | 8 | 2 | Counterfeiting/Forgery | 6 | 4 | 2 | 0 |
| Stalking | 0 | 0 | Destruction/Damage/Vandalism | 108 | 8 | 5 | 0 |
| Forcible Rape | 11 | 6 | Embezzlement | 0 | 0 | 0 | 0 |
| Forcible Sodomy | 0 | 0 | Extortion/Blackmail | 1 | 0 | 0 | 0 |
| Sexual Assault W/Object | 0 | 0 | Fraud - False Pretenses | 74 | 3 | 1 | 0 |
| Forcible Fondling | 14 | 3 | Fraud - Credit Card/ATM | 2 | 0 | 0 | 0 |
| Incest | 0 | 0 | Fraud - Impersonation | 14 | 4 | 3 | 0 |
| Statutory Rape | 1 | 0 | Fraud - Welfare | 0 | 0 | 0 | 0 |
| Kidnapping/Abduction | 0 | 0 | Fraud - Wire | 1 | 0 | 0 | 0 |
| Commercial Sex Acts | 0 | 0 | Fraud - Identity Theft | 0 | 0 | 0 | 0 |
| Involuntary Servitude | 0 | 0 | Fraud - Computer Hacking/Invasion | 0 | 0 | 0 | 0 |
| Total | 211 | 152 | Robbery | 0 | 0 | 0 | 0 |
| Group B Arrests | | | | | | | |
| Offense | Adult | Juvenile | Theft - Pocket-picking | 1 | 0 | 0 | 0 |
| Bad Checks | 8 | 0 | Theft - Purse Snatching | 0 | 0 | 0 | 0 |
| Curfew/Vagrancy | 0 | 0 | Theft - Shoplifting | 6 | 5 | 5 | 0 |
| Disorderly Conduct | 6 | 4 | Theft From Building | 60 | 5 | 4 | 0 |
| DUI | 61 | 0 | Theft From Coin Machine | 0 | 0 | 0 | 0 |
| Drunkenness | 22 | 0 | Theft From Motor Vehicle | 67 | 4 | 4 | 0 |
| Family-Non Violent | 6 | 1 | Theft of Motor Vehicle Parts | 11 | 1 | 1 | 0 |
| Liquor Law Violations | 14 | 6 | Theft - All Other Larceny | 118 | 19 | 14 | 0 |
| Peeping Tom | 0 | 0 | Motor Vehicle Theft | 66 | 19 | 14 | 0 |
| Runaway | 0 | 0 | Stolen Property Offenses | 6 | 3 | 2 | 0 |
| Trespass | 15 | 1 | | | | | |
| All Other Offenses | 1,218 | 52 | | | | | |
| Total Group B | 1,350 | 64 | | | | | |

(*) Offenses are counted using the FBI Units of Count for Crime

(**) The 'Arrests' column shows arrests made for incidents during the selected period, regardless of arrest date. Arrest counts for the same period may change over time.

This report is valid as of May 06, 2019 and is subject to change

Dickson County Sheriff's Office - NIBRS Agency Crime Overview - 2018

| Crimes Against Society | | | | |
|------------------------------------|--------------|------------|------------|-----------|
| Animal Cruelty | 1 | 0 | 0 | 0 |
| Drug/Narcotic Violations | 143 | 132 | 111 | 5 |
| Drug/Narcotic Equipment Violations | 70 | 66 | 26 | 0 |
| Gambling - Betting/Wagering | 0 | 0 | 0 | 0 |
| Gambling - Operating/Promoting | 0 | 0 | 0 | 0 |
| Gambling - Equipment Violations | 0 | 0 | 0 | 0 |
| Gambling - Sports Tampering | 0 | 0 | 0 | 0 |
| Pornography/Obscene Material | 6 | 2 | 2 | 0 |
| Prostitution | 0 | 0 | 0 | 0 |
| Prostitution Assisting/Promoting | 0 | 0 | 0 | 0 |
| Purchasing Prostitution | 0 | 0 | 0 | 0 |
| Weapon Law Violations | 19 | 17 | 9 | 0 |
| Total Group A Offenses | 1,279 | 527 | 354 | 26 |

(*) Offenses are counted using the FBI Units of Count for Crime

(**) The 'Arrests' column shows arrests made for incidents during the selected period, regardless of arrest date. Arrest counts for the same period may change over time.

This report is valid as of May 06, 2019 and is subject to change

Dyer County Sheriff's Office - NIBRS Agency Crime Overview - 2018

| 2017 Population Estimate | N/A | Offenses (*) | | Arrests (**) | | | |
|---------------------------------------|-----------------|----------------------------------|-----------------------------------|--------------|----------|----|---|
| | | Reported | Cleared | Adult | Juvenile | | |
| Offense Overview | | Group A Offenses | | | | | |
| Crimes Against Persons | | Crimes Against Persons | | | | | |
| Offense Total | 593 | Murder | 1 | 0 | 0 | 0 | |
| Number Cleared | 266 | Negligent Manslaughter | 0 | 0 | 0 | 0 | |
| Percent Cleared | 44.86 % | Negligent Vehicular Manslaughter | 0 | 0 | 0 | 0 | |
| Group A Crimes per 100,000 population | N/A | Kidnapping/Abduction | 2 | 0 | 0 | 0 | |
| | | Forcible Rape | 3 | 1 | 0 | 0 | |
| | | Forcible Sodomy | 0 | 0 | 0 | 0 | |
| | | Sexual Assault W/Object | 0 | 0 | 0 | 0 | |
| Arrest Overview | | Forcible Fondling | 3 | 2 | 2 | 0 | |
| Total Arrests | 893 | Incest | 0 | 0 | 0 | 0 | |
| Adult Arrests | 790 | Statutory Rape | 0 | 0 | 0 | 0 | |
| Juvenile Arrests | 103 | Aggravated Assault | 21 | 12 | 10 | 0 | |
| Unknown Age | 0 | Simple Assault | 130 | 112 | 84 | 22 | |
| Arrests per 100,000 population | N/A | Intimidation | 11 | 3 | 1 | 2 | |
| | | Stalking | 1 | 0 | 0 | 0 | |
| | | Commercial Sex Acts | 0 | 0 | 0 | 0 | |
| Average number offenses/incident | 1.11 | Involuntary Servitude | 0 | 0 | 0 | 0 | |
| Domestic Violence Victims | | Crimes Against Property | | | | | |
| Offense | Reported | Cleared | | | | | |
| Murder | 0 | 0 | Arson | 4 | 0 | 0 | 0 |
| Aggravated Assault | 9 | 8 | Bribery | 0 | 0 | 0 | 0 |
| Simple Assault | 88 | 77 | Burglary | 48 | 9 | 9 | 0 |
| Intimidation | 2 | 0 | Counterfeiting/Forgery | 6 | 2 | 2 | 0 |
| Stalking | 1 | 0 | Destruction/Damage/Vandalism | 49 | 12 | 5 | 2 |
| Forcible Rape | 2 | 0 | Embezzlement | 0 | 0 | 0 | 0 |
| Forcible Sodomy | 0 | 0 | Extortion/Blackmail | 1 | 0 | 0 | 0 |
| Sexual Assault W/Object | 0 | 0 | Fraud - False Pretenses | 12 | 0 | 0 | 0 |
| Forcible Fondling | 2 | 2 | Fraud - Credit Card/ATM | 5 | 1 | 1 | 0 |
| Incest | 0 | 0 | Fraud - Impersonation | 2 | 2 | 1 | 0 |
| Statutory Rape | 0 | 0 | Fraud - Welfare | 0 | 0 | 0 | 0 |
| Kidnapping/Abduction | 0 | 0 | Fraud - Wire | 0 | 0 | 0 | 0 |
| Commercial Sex Acts | 0 | 0 | Fraud - Identity Theft | 1 | 0 | 0 | 0 |
| Involuntary Servitude | 0 | 0 | Fraud - Computer Hacking/Invasion | 0 | 0 | 0 | 0 |
| Total | 104 | 87 | Robbery | 1 | 0 | 0 | 0 |
| | | | Theft - Pocket-picking | 0 | 0 | 0 | 0 |
| Group B Arrests | | | Theft - Purse Snatching | 0 | 0 | 0 | 0 |
| Offense | Adult | Juvenile | Theft - Shoplifting | 0 | 0 | 0 | 0 |
| Bad Checks | 1 | 0 | Theft From Building | 52 | 6 | 8 | 0 |
| Curfew/Vagrancy | 0 | 1 | Theft From Coin Machine | 0 | 0 | 0 | 0 |
| Disorderly Conduct | 1 | 1 | Theft From Motor Vehicle | 32 | 0 | 0 | 0 |
| DUI | 10 | 0 | Theft of Motor Vehicle Parts | 6 | 0 | 0 | 0 |
| Drunkenness | 13 | 0 | Theft - All Other Larceny | 59 | 6 | 6 | 3 |
| Family-Non Violent | 0 | 1 | Motor Vehicle Theft | 37 | 6 | 5 | 0 |
| Liquor Law Violations | 0 | 2 | Stolen Property Offenses | 0 | 0 | 0 | 0 |
| Peeping Tom | 0 | 0 | | | | | |
| Runaway | 0 | 0 | | | | | |
| Trespass | 0 | 0 | | | | | |
| All Other Offenses | 551 | 55 | | | | | |
| Total Group B | 576 | 60 | | | | | |

(*) Offenses are counted using the FBI Units of Count for Crime

(**) The 'Arrests' column shows arrests made for incidents during the selected period, regardless of arrest date. Arrest counts for the same period may change over time.

This report is valid as of May 06, 2019 and is subject to change

Dyer County Sheriff's Office - NIBRS Agency Crime Overview - 2018

| Crimes Against Society | | | | |
|------------------------------------|------------|------------|------------|-----------|
| Animal Cruelty | 4 | 2 | 2 | 0 |
| Drug/Narcotic Violations | 68 | 60 | 67 | 8 |
| Drug/Narcotic Equipment Violations | 23 | 22 | 7 | 1 |
| Gambling - Betting/Wagering | 0 | 0 | 0 | 0 |
| Gambling - Operating/Promoting | 0 | 0 | 0 | 0 |
| Gambling - Equipment Violations | 1 | 0 | 0 | 0 |
| Gambling - Sports Tampering | 0 | 0 | 0 | 0 |
| Pornography/Obscene Material | 2 | 2 | 1 | 1 |
| Prostitution | 1 | 1 | 1 | 0 |
| Prostitution Assisting/Promoting | 0 | 0 | 0 | 0 |
| Purchasing Prostitution | 0 | 0 | 0 | 0 |
| Weapon Law Violations | 7 | 5 | 2 | 4 |
| Total Group A Offenses | 593 | 266 | 214 | 43 |

(*) Offenses are counted using the FBI Units of Count for Crime

(**) The 'Arrests' column shows arrests made for incidents during the selected period, regardless of arrest date. Arrest counts for the same period may change over time.

Fayette County Sheriff's Office - NIBRS Agency Crime Overview - 2018

| 2017 Population Estimate | N/A | Offenses (*) | | Arrests (**) | | | |
|---------------------------------------|-----------------|----------------------------------|-----------------------------------|--------------|----------|----|---|
| | | Reported | Cleared | Adult | Juvenile | | |
| Offense Overview | | Group A Offenses | | | | | |
| Crimes Against Persons | | Crimes Against Persons | | | | | |
| Offense Total | 645 | Murder | 1 | 0 | 0 | 0 | |
| Number Cleared | 170 | Negligent Manslaughter | 0 | 0 | 0 | 0 | |
| Percent Cleared | 26.36 % | Negligent Vehicular Manslaughter | 0 | 0 | 0 | 0 | |
| Group A Crimes per 100,000 population | N/A | Kidnapping/Abduction | 0 | 0 | 0 | 0 | |
| | | Forcible Rape | 2 | 0 | 0 | 0 | |
| | | Forcible Sodomy | 0 | 0 | 0 | 0 | |
| | | Sexual Assault W/Object | 0 | 0 | 0 | 0 | |
| Arrest Overview | | Forcible Fondling | 3 | 0 | 0 | 0 | |
| Total Arrests | 191 | Incest | 0 | 0 | 0 | 0 | |
| Adult Arrests | 184 | Statutory Rape | 0 | 0 | 0 | 0 | |
| Juvenile Arrests | 7 | Aggravated Assault | 47 | 20 | 18 | 0 | |
| Unknown Age | 0 | Simple Assault | 88 | 49 | 47 | 0 | |
| Arrests per 100,000 population | N/A | Intimidation | 28 | 2 | 2 | 0 | |
| | | Stalking | 1 | 0 | 0 | 0 | |
| | | Commercial Sex Acts | 0 | 0 | 0 | 0 | |
| Average number offenses/incident | 1.13 | Involuntary Servitude | 0 | 0 | 0 | 0 | |
| Domestic Violence Victims | | Crimes Against Property | | | | | |
| Offense | Reported | Cleared | | | | | |
| Murder | 0 | 0 | Arson | 1 | 0 | 0 | 0 |
| Aggravated Assault | 13 | 10 | Bribery | 0 | 0 | 0 | 0 |
| Simple Assault | 53 | 40 | Burglary | 62 | 9 | 11 | 1 |
| Intimidation | 7 | 2 | Counterfeiting/Forgery | 2 | 1 | 1 | 0 |
| Stalking | 0 | 0 | Destruction/Damage/Vandalism | 99 | 8 | 3 | 2 |
| Forcible Rape | 1 | 0 | Embezzlement | 1 | 0 | 0 | 0 |
| Forcible Sodomy | 0 | 0 | Extortion/Blackmail | 0 | 0 | 0 | 0 |
| Sexual Assault W/Object | 0 | 0 | Fraud - False Pretenses | 4 | 0 | 0 | 0 |
| Forcible Fondling | 0 | 0 | Fraud - Credit Card/ATM | 4 | 0 | 0 | 0 |
| Incest | 0 | 0 | Fraud - Impersonation | 25 | 2 | 2 | 0 |
| Statutory Rape | 0 | 0 | Fraud - Welfare | 0 | 0 | 0 | 0 |
| Kidnapping/Abduction | 0 | 0 | Fraud - Wire | 1 | 0 | 0 | 0 |
| Commercial Sex Acts | 0 | 0 | Fraud - Identity Theft | 0 | 0 | 0 | 0 |
| Involuntary Servitude | 0 | 0 | Fraud - Computer Hacking/Invasion | 0 | 0 | 0 | 0 |
| Total | 74 | 52 | Robbery | 9 | 2 | 4 | 0 |
| | | | Theft - Pocket-picking | 0 | 0 | 0 | 0 |
| Group B Arrests | | | Theft - Purse Snatching | 0 | 0 | 0 | 0 |
| Offense | Adult | Juvenile | Theft - Shoplifting | 3 | 0 | 0 | 0 |
| Bad Checks | 0 | 0 | Theft From Building | 57 | 5 | 5 | 0 |
| Curfew/Vagrancy | 0 | 0 | Theft From Coin Machine | 0 | 0 | 0 | 0 |
| Disorderly Conduct | 6 | 0 | Theft From Motor Vehicle | 28 | 1 | 2 | 0 |
| DUI | 11 | 0 | Theft of Motor Vehicle Parts | 0 | 0 | 0 | 0 |
| Drunkenness | 4 | 0 | Theft - All Other Larceny | 64 | 5 | 4 | 0 |
| Family-Non Violent | 1 | 0 | Motor Vehicle Theft | 48 | 8 | 4 | 1 |
| Liquor Law Violations | 0 | 0 | Stolen Property Offenses | 0 | 0 | 0 | 0 |
| Peeping Tom | 0 | 0 | | | | | |
| Runaway | 0 | 0 | | | | | |
| Trespass | 5 | 0 | | | | | |
| All Other Offenses | 10 | 0 | | | | | |
| Total Group B | 37 | 0 | | | | | |

(*) Offenses are counted using the FBI Units of Count for Crime

(**) The 'Arrests' column shows arrests made for incidents during the selected period, regardless of arrest date. Arrest counts for the same period may change over time.

This report is valid as of May 06, 2019 and is subject to change

Fayette County Sheriff's Office - NIBRS Agency Crime Overview - 2018

| Crimes Against Society | | | | |
|------------------------------------|------------|------------|------------|----------|
| Animal Cruelty | 0 | 0 | 0 | 0 |
| Drug/Narcotic Violations | 46 | 40 | 41 | 2 |
| Drug/Narcotic Equipment Violations | 14 | 13 | 2 | 0 |
| Gambling - Betting/Wagering | 0 | 0 | 0 | 0 |
| Gambling - Operating/Promoting | 0 | 0 | 0 | 0 |
| Gambling - Equipment Violations | 0 | 0 | 0 | 0 |
| Gambling - Sports Tampering | 0 | 0 | 0 | 0 |
| Pornography/Obscene Material | 0 | 0 | 0 | 0 |
| Prostitution | 0 | 0 | 0 | 0 |
| Prostitution Assisting/Promoting | 0 | 0 | 0 | 0 |
| Purchasing Prostitution | 0 | 0 | 0 | 0 |
| Weapon Law Violations | 7 | 5 | 1 | 1 |
| Total Group A Offenses | 645 | 170 | 147 | 7 |

(*) Offenses are counted using the FBI Units of Count for Crime

(**) The 'Arrests' column shows arrests made for incidents during the selected period, regardless of arrest date. Arrest counts for the same period may change over time.

Fentress County Sheriff's Office - NIBRS Agency Crime Overview - 2018

| 2017 Population Estimate | N/A | Offenses (*) | | Arrests (**) | | | |
|---------------------------------------|-----------------|----------------------------------|-----------------------------------|--------------|----------|----|---|
| | | Reported | Cleared | Adult | Juvenile | | |
| Offense Overview | | Group A Offenses | | | | | |
| Crimes Against Persons | | | | | | | |
| Offense Total | 599 | Murder | 0 | 0 | 0 | 0 | |
| Number Cleared | 371 | Negligent Manslaughter | 0 | 0 | 0 | 0 | |
| Percent Cleared | 61.94 % | Negligent Vehicular Manslaughter | 0 | 0 | 0 | 0 | |
| Group A Crimes per 100,000 population | N/A | Kidnapping/Abduction | 2 | 1 | 0 | 0 | |
| | | Forcible Rape | 1 | 0 | 0 | 0 | |
| | | Forcible Sodomy | 0 | 0 | 0 | 0 | |
| | | Sexual Assault W/Object | 0 | 0 | 0 | 0 | |
| Arrest Overview | | Forcible Fondling | 5 | 0 | 0 | 0 | |
| Total Arrests | 572 | Incest | 0 | 0 | 0 | 0 | |
| Adult Arrests | 561 | Statutory Rape | 1 | 0 | 0 | 0 | |
| Juvenile Arrests | 11 | Aggravated Assault | 25 | 23 | 18 | 1 | |
| Unknown Age | 0 | Simple Assault | 66 | 58 | 44 | 2 | |
| Arrests per 100,000 population | N/A | Intimidation | 1 | 1 | 1 | 0 | |
| | | Stalking | 12 | 11 | 9 | 0 | |
| | | Commercial Sex Acts | 0 | 0 | 0 | 0 | |
| Average number offenses/incident | 1.22 | Involuntary Servitude | 0 | 0 | 0 | 0 | |
| Domestic Violence Victims | | Crimes Against Property | | | | | |
| Offense | Reported | Cleared | | | | | |
| Murder | 0 | 0 | Arson | 0 | 0 | 0 | 0 |
| Aggravated Assault | 13 | 12 | Bribery | 0 | 0 | 0 | 0 |
| Simple Assault | 38 | 35 | Burglary | 62 | 12 | 13 | 0 |
| Intimidation | 1 | 1 | Counterfeiting/Forgery | 6 | 2 | 0 | 0 |
| Stalking | 8 | 8 | Destruction/Damage/Vandalism | 40 | 15 | 7 | 0 |
| Forcible Rape | 1 | 0 | Embezzlement | 1 | 1 | 1 | 0 |
| Forcible Sodomy | 0 | 0 | Extortion/Blackmail | 0 | 0 | 0 | 0 |
| Sexual Assault W/Object | 0 | 0 | Fraud - False Pretenses | 0 | 0 | 0 | 0 |
| Forcible Fondling | 5 | 0 | Fraud - Credit Card/ATM | 8 | 5 | 2 | 0 |
| Incest | 0 | 0 | Fraud - Impersonation | 7 | 3 | 0 | 0 |
| Statutory Rape | 1 | 0 | Fraud - Welfare | 0 | 0 | 0 | 0 |
| Kidnapping/Abduction | 0 | 0 | Fraud - Wire | 1 | 0 | 0 | 0 |
| Commercial Sex Acts | 0 | 0 | Fraud - Identity Theft | 1 | 1 | 0 | 0 |
| Involuntary Servitude | 0 | 0 | Fraud - Computer Hacking/Invasion | 0 | 0 | 0 | 0 |
| Total | 67 | 56 | Robbery | 3 | 0 | 0 | 0 |
| | | | Theft - Pocket-picking | 0 | 0 | 0 | 0 |
| Group B Arrests | | | Theft - Purse Snatching | 0 | 0 | 0 | 0 |
| Offense | Adult | Juvenile | Theft - Shoplifting | 1 | 1 | 1 | 0 |
| Bad Checks | 1 | 0 | Theft From Building | 56 | 16 | 9 | 0 |
| Curfew/Vagrancy | 0 | 0 | Theft From Coin Machine | 0 | 0 | 0 | 0 |
| Disorderly Conduct | 7 | 1 | Theft From Motor Vehicle | 16 | 4 | 2 | 0 |
| DUI | 22 | 1 | Theft of Motor Vehicle Parts | 2 | 0 | 0 | 0 |
| Drunkenness | 15 | 0 | Theft - All Other Larceny | 60 | 10 | 9 | 0 |
| Family-Non Violent | 1 | 0 | Motor Vehicle Theft | 20 | 10 | 8 | 0 |
| Liquor Law Violations | 1 | 0 | Stolen Property Offenses | 2 | 1 | 2 | 0 |
| Peeping Tom | 0 | 0 | | | | | |
| Runaway | 0 | 0 | | | | | |
| Trespass | 9 | 0 | | | | | |
| All Other Offenses | 224 | 4 | | | | | |
| Total Group B | 280 | 6 | | | | | |

(*) Offenses are counted using the FBI Units of Count for Crime

(**) The 'Arrests' column shows arrests made for incidents during the selected period, regardless of arrest date. Arrest counts for the same period may change over time.

This report is valid as of May 06, 2019 and is subject to change

Fentress County Sheriff's Office - NIBRS Agency Crime Overview - 2018

| Crimes Against Society | | | | |
|------------------------------------|------------|------------|------------|----------|
| Animal Cruelty | 0 | 0 | 0 | 0 |
| Drug/Narcotic Violations | 119 | 117 | 124 | 1 |
| Drug/Narcotic Equipment Violations | 74 | 74 | 30 | 1 |
| Gambling - Betting/Wagering | 0 | 0 | 0 | 0 |
| Gambling - Operating/Promoting | 0 | 0 | 0 | 0 |
| Gambling - Equipment Violations | 0 | 0 | 0 | 0 |
| Gambling - Sports Tampering | 0 | 0 | 0 | 0 |
| Pornography/Obscene Material | 1 | 0 | 0 | 0 |
| Prostitution | 0 | 0 | 0 | 0 |
| Prostitution Assisting/Promoting | 0 | 0 | 0 | 0 |
| Purchasing Prostitution | 0 | 0 | 0 | 0 |
| Weapon Law Violations | 6 | 5 | 1 | 0 |
| Total Group A Offenses | 599 | 371 | 281 | 5 |

(*) Offenses are counted using the FBI Units of Count for Crime

(**) The 'Arrests' column shows arrests made for incidents during the selected period, regardless of arrest date. Arrest counts for the same period may change over time.

Franklin County Sheriff's Office - NIBRS Agency Crime Overview - 2018

| 2017 Population Estimate | N/A | Offenses (*) | | Arrests (**) | | | |
|---------------------------------------|-----------------|----------------------------------|-----------------------------------|--------------|----------|----|---|
| | | Reported | Cleared | Adult | Juvenile | | |
| Offense Overview | | Group A Offenses | | | | | |
| Crimes Against Persons | | | | | | | |
| Offense Total | 879 | Murder | 0 | 0 | 0 | 0 | |
| Number Cleared | 331 | Negligent Manslaughter | 0 | 0 | 0 | 0 | |
| Percent Cleared | 37.66 % | Negligent Vehicular Manslaughter | 0 | 0 | 0 | 0 | |
| Group A Crimes per 100,000 population | N/A | Kidnapping/Abduction | 0 | 0 | 0 | 0 | |
| | | Forcible Rape | 2 | 0 | 0 | 0 | |
| | | Forcible Sodomy | 1 | 0 | 0 | 0 | |
| | | Sexual Assault W/Object | 0 | 0 | 0 | 0 | |
| Arrest Overview | | Forcible Fondling | 7 | 0 | 0 | 0 | |
| Total Arrests | 2,177 | Incest | 0 | 0 | 0 | 0 | |
| Adult Arrests | 2,154 | Statutory Rape | 0 | 0 | 0 | 0 | |
| Juvenile Arrests | 23 | Aggravated Assault | 100 | 69 | 53 | 3 | |
| Unknown Age | 0 | Simple Assault | 121 | 71 | 55 | 10 | |
| Arrests per 100,000 population | N/A | Intimidation | 70 | 5 | 3 | 2 | |
| | | Stalking | 4 | 3 | 2 | 0 | |
| | | Commercial Sex Acts | 0 | 0 | 0 | 0 | |
| Average number offenses/incident | 1.12 | Involuntary Servitude | 0 | 0 | 0 | 0 | |
| Domestic Violence Victims | | Crimes Against Property | | | | | |
| Offense | Reported | Cleared | | | | | |
| Murder | 0 | 0 | Arson | 3 | 0 | 0 | 0 |
| Aggravated Assault | 56 | 43 | Bribery | 0 | 0 | 0 | 0 |
| Simple Assault | 74 | 56 | Burglary | 45 | 11 | 8 | 0 |
| Intimidation | 11 | 2 | Counterfeiting/Forgery | 4 | 1 | 1 | 0 |
| Stalking | 1 | 0 | Destruction/Damage/Vandalism | 73 | 10 | 3 | 0 |
| Forcible Rape | 0 | 0 | Embezzlement | 1 | 0 | 0 | 0 |
| Forcible Sodomy | 1 | 0 | Extortion/Blackmail | 0 | 0 | 0 | 0 |
| Sexual Assault W/Object | 0 | 0 | Fraud - False Pretenses | 10 | 0 | 0 | 0 |
| Forcible Fondling | 3 | 0 | Fraud - Credit Card/ATM | 11 | 2 | 3 | 0 |
| Incest | 0 | 0 | Fraud - Impersonation | 5 | 2 | 2 | 0 |
| Statutory Rape | 0 | 0 | Fraud - Welfare | 2 | 0 | 0 | 0 |
| Kidnapping/Abduction | 0 | 0 | Fraud - Wire | 0 | 0 | 0 | 0 |
| Commercial Sex Acts | 0 | 0 | Fraud - Identity Theft | 0 | 0 | 0 | 0 |
| Involuntary Servitude | 0 | 0 | Fraud - Computer Hacking/Invasion | 0 | 0 | 0 | 0 |
| Total | 146 | 101 | Robbery | 1 | 0 | 0 | 0 |
| | | | Theft - Pocket-picking | 0 | 0 | 0 | 0 |
| Group B Arrests | | | Theft - Purse Snatching | 0 | 0 | 0 | 0 |
| Offense | Adult | Juvenile | Theft - Shoplifting | 4 | 1 | 1 | 0 |
| Bad Checks | 0 | 0 | Theft From Building | 21 | 0 | 0 | 0 |
| Curfew/Vagrancy | 0 | 0 | Theft From Coin Machine | 0 | 0 | 0 | 0 |
| Disorderly Conduct | 22 | 0 | Theft From Motor Vehicle | 21 | 8 | 7 | 0 |
| DUI | 25 | 0 | Theft of Motor Vehicle Parts | 1 | 0 | 0 | 0 |
| Drunkenness | 13 | 0 | Theft - All Other Larceny | 157 | 13 | 11 | 0 |
| Family-Non Violent | 0 | 0 | Motor Vehicle Theft | 54 | 7 | 9 | 0 |
| Liquor Law Violations | 3 | 0 | Stolen Property Offenses | 2 | 0 | 0 | 0 |
| Peeping Tom | 0 | 0 | | | | | |
| Runaway | 0 | 0 | | | | | |
| Trespass | 5 | 0 | | | | | |
| All Other Offenses | 1,808 | 2 | | | | | |
| Total Group B | 1,876 | 2 | | | | | |

(*) Offenses are counted using the FBI Units of Count for Crime

(**) The 'Arrests' column shows arrests made for incidents during the selected period, regardless of arrest date. Arrest counts for the same period may change over time.

This report is valid as of May 06, 2019 and is subject to change

Franklin County Sheriff's Office - NIBRS Agency Crime Overview - 2018

| Crimes Against Society | | | | |
|------------------------------------|------------|------------|------------|-----------|
| Animal Cruelty | 0 | 0 | 0 | 0 |
| Drug/Narcotic Violations | 119 | 99 | 107 | 4 |
| Drug/Narcotic Equipment Violations | 30 | 22 | 8 | 1 |
| Gambling - Betting/Wagering | 0 | 0 | 0 | 0 |
| Gambling - Operating/Promoting | 0 | 0 | 0 | 0 |
| Gambling - Equipment Violations | 0 | 0 | 0 | 0 |
| Gambling - Sports Tampering | 0 | 0 | 0 | 0 |
| Pornography/Obscene Material | 0 | 0 | 0 | 0 |
| Prostitution | 0 | 0 | 0 | 0 |
| Prostitution Assisting/Promoting | 0 | 0 | 0 | 0 |
| Purchasing Prostitution | 0 | 0 | 0 | 0 |
| Weapon Law Violations | 10 | 7 | 5 | 1 |
| Total Group A Offenses | 879 | 331 | 278 | 21 |

(*) Offenses are counted using the FBI Units of Count for Crime

(**) The 'Arrests' column shows arrests made for incidents during the selected period, regardless of arrest date. Arrest counts for the same period may change over time.

Gibson County Sheriff's Office - NIBRS Agency Crime Overview - 2018

| 2017 Population Estimate | N/A | Offenses (*) | | Arrests (**) | | | |
|---------------------------------------|-----------------|----------------------------------|-----------------------------------|--------------|----------|----|---|
| | | Reported | Cleared | Adult | Juvenile | | |
| Offense Overview | | Group A Offenses | | | | | |
| Crimes Against Persons | | | | | | | |
| Offense Total | 741 | Murder | 0 | 0 | 0 | 0 | |
| Number Cleared | 408 | Negligent Manslaughter | 0 | 0 | 0 | 0 | |
| Percent Cleared | 55.06 % | Negligent Vehicular Manslaughter | 0 | 0 | 0 | 0 | |
| Group A Crimes per 100,000 population | N/A | Kidnapping/Abduction | 4 | 3 | 1 | 0 | |
| | | Forcible Rape | 2 | 2 | 0 | 0 | |
| | | Forcible Sodomy | 1 | 0 | 0 | 0 | |
| | | Sexual Assault W/Object | 1 | 1 | 1 | 0 | |
| Arrest Overview | | Forcible Fondling | 4 | 2 | 0 | 2 | |
| Total Arrests | 357 | Incest | 0 | 0 | 0 | 0 | |
| Adult Arrests | 335 | Statutory Rape | 1 | 1 | 1 | 0 | |
| Juvenile Arrests | 21 | Aggravated Assault | 45 | 35 | 25 | 1 | |
| Unknown Age | 1 | Simple Assault | 108 | 71 | 49 | 5 | |
| Arrests per 100,000 population | N/A | Intimidation | 23 | 15 | 7 | 1 | |
| | | Stalking | 0 | 0 | 0 | 0 | |
| | | Commercial Sex Acts | 0 | 0 | 0 | 0 | |
| Average number offenses/incident | 1.18 | Involuntary Servitude | 0 | 0 | 0 | 0 | |
| Domestic Violence Victims | | Crimes Against Property | | | | | |
| Offense | Reported | Cleared | | | | | |
| Murder | 0 | 0 | Arson | 2 | 0 | 0 | 0 |
| Aggravated Assault | 24 | 17 | Bribery | 0 | 0 | 0 | 0 |
| Simple Assault | 72 | 49 | Burglary | 95 | 23 | 15 | 0 |
| Intimidation | 7 | 7 | Counterfeiting/Forgery | 5 | 1 | 1 | 0 |
| Stalking | 0 | 0 | Destruction/Damage/Vandalism | 51 | 13 | 3 | 3 |
| Forcible Rape | 0 | 0 | Embezzlement | 0 | 0 | 0 | 0 |
| Forcible Sodomy | 0 | 0 | Extortion/Blackmail | 1 | 1 | 0 | 0 |
| Sexual Assault W/Object | 0 | 0 | Fraud - False Pretenses | 5 | 0 | 0 | 0 |
| Forcible Fondling | 0 | 0 | Fraud - Credit Card/ATM | 8 | 2 | 2 | 0 |
| Incest | 0 | 0 | Fraud - Impersonation | 9 | 3 | 3 | 0 |
| Statutory Rape | 0 | 0 | Fraud - Welfare | 0 | 0 | 0 | 0 |
| Kidnapping/Abduction | 3 | 2 | Fraud - Wire | 1 | 0 | 0 | 0 |
| Commercial Sex Acts | 0 | 0 | Fraud - Identity Theft | 3 | 1 | 0 | 0 |
| Involuntary Servitude | 0 | 0 | Fraud - Computer Hacking/Invasion | 0 | 0 | 0 | 0 |
| Total | 106 | 75 | Robbery | 26 | 8 | 2 | 0 |
| | | | Theft - Pocket-picking | 0 | 0 | 0 | 0 |
| Group B Arrests | | | Theft - Purse Snatching | 1 | 1 | 0 | 0 |
| Offense | Adult | Juvenile | Theft - Shoplifting | 0 | 0 | 0 | 0 |
| Bad Checks | 0 | 0 | Theft From Building | 21 | 4 | 3 | 0 |
| Curfew/Vagrancy | 0 | 0 | Theft From Coin Machine | 0 | 0 | 0 | 0 |
| Disorderly Conduct | 1 | 4 | Theft From Motor Vehicle | 36 | 12 | 5 | 1 |
| DUI | 18 | 0 | Theft of Motor Vehicle Parts | 2 | 0 | 0 | 0 |
| Drunkenness | 15 | 0 | Theft - All Other Larceny | 42 | 5 | 4 | 0 |
| Family-Non Violent | 0 | 0 | Motor Vehicle Theft | 36 | 13 | 6 | 1 |
| Liquor Law Violations | 3 | 0 | Stolen Property Offenses | 2 | 1 | 0 | 0 |
| Peeping Tom | 0 | 0 | | | | | |
| Runaway | 0 | 0 | | | | | |
| Trespass | 9 | 1 | | | | | |
| All Other Offenses | 22 | 1 | | | | | |
| Total Group B | 68 | 6 | | | | | |

(*) Offenses are counted using the FBI Units of Count for Crime

(**) The 'Arrests' column shows arrests made for incidents during the selected period, regardless of arrest date. Arrest counts for the same period may change over time.

This report is valid as of May 06, 2019 and is subject to change

Gibson County Sheriff's Office - NIBRS Agency Crime Overview - 2018

| Crimes Against Society | | | | |
|------------------------------------|------------|------------|------------|-----------|
| Animal Cruelty | 7 | 1 | 1 | 0 |
| Drug/Narcotic Violations | 128 | 124 | 120 | 1 |
| Drug/Narcotic Equipment Violations | 58 | 55 | 12 | 0 |
| Gambling - Betting/Wagering | 0 | 0 | 0 | 0 |
| Gambling - Operating/Promoting | 0 | 0 | 0 | 0 |
| Gambling - Equipment Violations | 0 | 0 | 0 | 0 |
| Gambling - Sports Tampering | 0 | 0 | 0 | 0 |
| Pornography/Obscene Material | 1 | 1 | 1 | 0 |
| Prostitution | 0 | 0 | 0 | 0 |
| Prostitution Assisting/Promoting | 0 | 0 | 0 | 0 |
| Purchasing Prostitution | 0 | 0 | 0 | 0 |
| Weapon Law Violations | 12 | 9 | 5 | 0 |
| Total Group A Offenses | 741 | 408 | 267 | 15 |

(*) Offenses are counted using the FBI Units of Count for Crime

(**) The 'Arrests' column shows arrests made for incidents during the selected period, regardless of arrest date. Arrest counts for the same period may change over time.

Giles County Sheriff's Office - NIBRS Agency Crime Overview - 2018

| 2017 Population Estimate | N/A | Offenses (*) | | Arrests (**) | | | |
|---------------------------------------|-----------------|----------------------------------|-----------------------------------|--------------|----------|----|---|
| | | Reported | Cleared | Adult | Juvenile | | |
| Offense Overview | | Group A Offenses | | | | | |
| Crimes Against Persons | | Crimes Against Persons | | | | | |
| Offense Total | 693 | Murder | 2 | 2 | 2 | 0 | |
| Number Cleared | 300 | Negligent Manslaughter | 0 | 0 | 0 | 0 | |
| Percent Cleared | 43.29 % | Negligent Vehicular Manslaughter | 0 | 0 | 0 | 0 | |
| Group A Crimes per 100,000 population | N/A | Kidnapping/Abduction | 1 | 1 | 0 | 0 | |
| | | Forcible Rape | 7 | 2 | 2 | 0 | |
| | | Forcible Sodomy | 2 | 0 | 0 | 0 | |
| | | Sexual Assault W/Object | 0 | 0 | 0 | 0 | |
| Arrest Overview | | Forcible Fondling | 4 | 1 | 1 | 0 | |
| Total Arrests | 1,278 | Incest | 0 | 0 | 0 | 0 | |
| Adult Arrests | 1,239 | Statutory Rape | 0 | 0 | 0 | 0 | |
| Juvenile Arrests | 39 | Aggravated Assault | 40 | 27 | 25 | 1 | |
| Unknown Age | 0 | Simple Assault | 146 | 103 | 76 | 11 | |
| Arrests per 100,000 population | N/A | Intimidation | 7 | 6 | 6 | 0 | |
| | | Stalking | 3 | 3 | 2 | 0 | |
| | | Commercial Sex Acts | 0 | 0 | 0 | 0 | |
| Average number offenses/incident | 1.15 | Involuntary Servitude | 0 | 0 | 0 | 0 | |
| Domestic Violence Victims | | Crimes Against Property | | | | | |
| Offense | Reported | Cleared | | | | | |
| Murder | 1 | 1 | Arson | 4 | 1 | 0 | 0 |
| Aggravated Assault | 25 | 21 | Bribery | 0 | 0 | 0 | 0 |
| Simple Assault | 100 | 75 | Burglary | 56 | 8 | 7 | 0 |
| Intimidation | 3 | 2 | Counterfeiting/Forgery | 4 | 2 | 3 | 0 |
| Stalking | 3 | 3 | Destruction/Damage/Vandalism | 63 | 13 | 5 | 0 |
| Forcible Rape | 4 | 1 | Embezzlement | 0 | 0 | 0 | 0 |
| Forcible Sodomy | 2 | 0 | Extortion/Blackmail | 0 | 0 | 0 | 0 |
| Sexual Assault W/Object | 0 | 0 | Fraud - False Pretenses | 4 | 1 | 0 | 0 |
| Forcible Fondling | 2 | 1 | Fraud - Credit Card/ATM | 10 | 0 | 0 | 0 |
| Incest | 0 | 0 | Fraud - Impersonation | 2 | 0 | 0 | 0 |
| Statutory Rape | 0 | 0 | Fraud - Welfare | 0 | 0 | 0 | 0 |
| Kidnapping/Abduction | 1 | 1 | Fraud - Wire | 0 | 0 | 0 | 0 |
| Commercial Sex Acts | 0 | 0 | Fraud - Identity Theft | 2 | 0 | 0 | 0 |
| Involuntary Servitude | 0 | 0 | Fraud - Computer Hacking/Invasion | 0 | 0 | 0 | 0 |
| Total | 141 | 105 | Robbery | 2 | 0 | 0 | 0 |
| | | | Theft - Pocket-picking | 0 | 0 | 0 | 0 |
| Group B Arrests | | | Theft - Purse Snatching | 0 | 0 | 0 | 0 |
| Offense | Adult | Juvenile | Theft - Shoplifting | 2 | 2 | 4 | 0 |
| Bad Checks | 0 | 0 | Theft From Building | 98 | 16 | 10 | 2 |
| Curfew/Vagrancy | 0 | 0 | Theft From Coin Machine | 0 | 0 | 0 | 0 |
| Disorderly Conduct | 3 | 3 | Theft From Motor Vehicle | 19 | 3 | 2 | 1 |
| DUI | 10 | 0 | Theft of Motor Vehicle Parts | 5 | 2 | 4 | 0 |
| Drunkenness | 15 | 0 | Theft - All Other Larceny | 33 | 3 | 2 | 0 |
| Family-Non Violent | 0 | 0 | Motor Vehicle Theft | 33 | 6 | 5 | 0 |
| Liquor Law Violations | 1 | 0 | Stolen Property Offenses | 1 | 1 | 1 | 0 |
| Peeping Tom | 0 | 0 | | | | | |
| Runaway | 0 | 0 | | | | | |
| Trespass | 14 | 0 | | | | | |
| All Other Offenses | 970 | 17 | | | | | |
| Total Group B | 1,013 | 20 | | | | | |

(*) Offenses are counted using the FBI Units of Count for Crime

(**) The 'Arrests' column shows arrests made for incidents during the selected period, regardless of arrest date. Arrest counts for the same period may change over time.

This report is valid as of May 06, 2019 and is subject to change

Giles County Sheriff's Office - NIBRS Agency Crime Overview - 2018

| Crimes Against Society | | | | |
|------------------------------------|------------|------------|------------|-----------|
| Animal Cruelty | 2 | 1 | 1 | 0 |
| Drug/Narcotic Violations | 95 | 54 | 49 | 4 |
| Drug/Narcotic Equipment Violations | 42 | 40 | 19 | 0 |
| Gambling - Betting/Wagering | 0 | 0 | 0 | 0 |
| Gambling - Operating/Promoting | 0 | 0 | 0 | 0 |
| Gambling - Equipment Violations | 0 | 0 | 0 | 0 |
| Gambling - Sports Tampering | 0 | 0 | 0 | 0 |
| Pornography/Obscene Material | 1 | 0 | 0 | 0 |
| Prostitution | 0 | 0 | 0 | 0 |
| Prostitution Assisting/Promoting | 0 | 0 | 0 | 0 |
| Purchasing Prostitution | 0 | 0 | 0 | 0 |
| Weapon Law Violations | 3 | 2 | 0 | 0 |
| Total Group A Offenses | 693 | 300 | 226 | 19 |

(*) Offenses are counted using the FBI Units of Count for Crime

(**) The 'Arrests' column shows arrests made for incidents during the selected period, regardless of arrest date. Arrest counts for the same period may change over time.

Grainger County Sheriff's Office - NIBRS Agency Crime Overview - 2018

| 2017 Population Estimate | N/A | Offenses (*) | | Arrests (**) | | | |
|---------------------------------------|-----------------|----------------------------------|-----------------------------------|--------------|----------|----|---|
| | | Reported | Cleared | Adult | Juvenile | | |
| Offense Overview | | Group A Offenses | | | | | |
| Crimes Against Persons | | | | | | | |
| Offense Total | 523 | Murder | 0 | 0 | 0 | 0 | |
| Number Cleared | 343 | Negligent Manslaughter | 0 | 0 | 0 | 0 | |
| Percent Cleared | 65.58 % | Negligent Vehicular Manslaughter | 0 | 0 | 0 | 0 | |
| Group A Crimes per 100,000 population | N/A | Kidnapping/Abduction | 3 | 3 | 4 | 0 | |
| | | Forcible Rape | 6 | 3 | 0 | 0 | |
| | | Forcible Sodomy | 0 | 0 | 0 | 0 | |
| | | Sexual Assault W/Object | 0 | 0 | 0 | 0 | |
| Arrest Overview | | Forcible Fondling | 1 | 1 | 0 | 0 | |
| Total Arrests | 773 | Incest | 0 | 0 | 0 | 0 | |
| Adult Arrests | 751 | Statutory Rape | 2 | 1 | 0 | 0 | |
| Juvenile Arrests | 22 | Aggravated Assault | 33 | 31 | 18 | 2 | |
| Unknown Age | 0 | Simple Assault | 69 | 65 | 52 | 5 | |
| Arrests per 100,000 population | N/A | Intimidation | 15 | 10 | 8 | 1 | |
| | | Stalking | 1 | 1 | 1 | 0 | |
| | | Commercial Sex Acts | 0 | 0 | 0 | 0 | |
| Average number offenses/incident | 1.21 | Involuntary Servitude | 0 | 0 | 0 | 0 | |
| Domestic Violence Victims | | Crimes Against Property | | | | | |
| Offense | Reported | Cleared | | | | | |
| Murder | 0 | 0 | Arson | 2 | 0 | 0 | 0 |
| Aggravated Assault | 16 | 15 | Bribery | 0 | 0 | 0 | 0 |
| Simple Assault | 55 | 52 | Burglary | 28 | 10 | 7 | 0 |
| Intimidation | 5 | 5 | Counterfeiting/Forgery | 4 | 3 | 1 | 0 |
| Stalking | 1 | 1 | Destruction/Damage/Vandalism | 76 | 36 | 7 | 1 |
| Forcible Rape | 1 | 1 | Embezzlement | 0 | 0 | 0 | 0 |
| Forcible Sodomy | 0 | 0 | Extortion/Blackmail | 0 | 0 | 0 | 0 |
| Sexual Assault W/Object | 0 | 0 | Fraud - False Pretenses | 3 | 3 | 3 | 0 |
| Forcible Fondling | 0 | 0 | Fraud - Credit Card/ATM | 5 | 2 | 2 | 0 |
| Incest | 0 | 0 | Fraud - Impersonation | 4 | 3 | 2 | 0 |
| Statutory Rape | 0 | 0 | Fraud - Welfare | 0 | 0 | 0 | 0 |
| Kidnapping/Abduction | 3 | 3 | Fraud - Wire | 0 | 0 | 0 | 0 |
| Commercial Sex Acts | 0 | 0 | Fraud - Identity Theft | 0 | 0 | 0 | 0 |
| Involuntary Servitude | 0 | 0 | Fraud - Computer Hacking/Invasion | 0 | 0 | 0 | 0 |
| Total | 81 | 77 | Robbery | 0 | 0 | 0 | 0 |
| | | | Theft - Pocket-picking | 0 | 0 | 0 | 0 |
| Group B Arrests | | | Theft - Purse Snatching | 0 | 0 | 0 | 0 |
| Offense | Adult | Juvenile | Theft - Shoplifting | 3 | 3 | 3 | 0 |
| Bad Checks | 11 | 0 | Theft From Building | 19 | 8 | 6 | 1 |
| Curfew/Vagrancy | 0 | 0 | Theft From Coin Machine | 2 | 0 | 0 | 0 |
| Disorderly Conduct | 3 | 0 | Theft From Motor Vehicle | 10 | 1 | 0 | 0 |
| DUI | 10 | 0 | Theft of Motor Vehicle Parts | 3 | 1 | 1 | 0 |
| Drunkenness | 19 | 0 | Theft - All Other Larceny | 100 | 41 | 24 | 0 |
| Family-Non Violent | 3 | 0 | Motor Vehicle Theft | 36 | 24 | 17 | 0 |
| Liquor Law Violations | 0 | 0 | Stolen Property Offenses | 2 | 1 | 0 | 0 |
| Peeping Tom | 0 | 0 | | | | | |
| Runaway | 0 | 0 | | | | | |
| Trespass | 2 | 1 | | | | | |
| All Other Offenses | 485 | 11 | | | | | |
| Total Group B | 533 | 12 | | | | | |

(*) Offenses are counted using the FBI Units of Count for Crime

(**) The 'Arrests' column shows arrests made for incidents during the selected period, regardless of arrest date. Arrest counts for the same period may change over time.

This report is valid as of May 06, 2019 and is subject to change

Grainger County Sheriff's Office - NIBRS Agency Crime Overview - 2018

| Crimes Against Society | | | | |
|------------------------------------|------------|------------|------------|-----------|
| Animal Cruelty | 0 | 0 | 0 | 0 |
| Drug/Narcotic Violations | 53 | 53 | 45 | 0 |
| Drug/Narcotic Equipment Violations | 34 | 33 | 14 | 0 |
| Gambling - Betting/Wagering | 0 | 0 | 0 | 0 |
| Gambling - Operating/Promoting | 0 | 0 | 0 | 0 |
| Gambling - Equipment Violations | 0 | 0 | 0 | 0 |
| Gambling - Sports Tampering | 0 | 0 | 0 | 0 |
| Pornography/Obscene Material | 3 | 1 | 0 | 0 |
| Prostitution | 0 | 0 | 0 | 0 |
| Prostitution Assisting/Promoting | 0 | 0 | 0 | 0 |
| Purchasing Prostitution | 0 | 0 | 0 | 0 |
| Weapon Law Violations | 6 | 5 | 3 | 0 |
| Total Group A Offenses | 523 | 343 | 218 | 10 |

(*) Offenses are counted using the FBI Units of Count for Crime

(**) The 'Arrests' column shows arrests made for incidents during the selected period, regardless of arrest date. Arrest counts for the same period may change over time.

Greene County Sheriff's Office - NIBRS Agency Crime Overview - 2018

| 2017 Population Estimate | N/A | Offenses (*) | | Arrests (**) | | | |
|---------------------------------------|-----------------|----------------------------------|-----------------------------------|--------------|----------|----|---|
| | | Reported | Cleared | Adult | Juvenile | | |
| Offense Overview | | Group A Offenses | | | | | |
| | | Crimes Against Persons | | | | | |
| Offense Total | 2,636 | Murder | 1 | 1 | 0 | 0 | |
| Number Cleared | 1,163 | Negligent Manslaughter | 0 | 0 | 0 | 0 | |
| Percent Cleared | 44.12 % | Negligent Vehicular Manslaughter | 0 | 0 | 0 | 0 | |
| Group A Crimes per 100,000 population | N/A | Kidnapping/Abduction | 19 | 14 | 12 | 0 | |
| | | Forcible Rape | 13 | 4 | 2 | 0 | |
| | | Forcible Sodomy | 1 | 0 | 0 | 0 | |
| | | Sexual Assault W/Object | 4 | 0 | 0 | 0 | |
| Arrest Overview | | Forcible Fondling | 9 | 3 | 1 | 0 | |
| Total Arrests | 1,965 | Incest | 0 | 0 | 0 | 0 | |
| Adult Arrests | 1,917 | Statutory Rape | 2 | 1 | 1 | 0 | |
| Juvenile Arrests | 48 | Aggravated Assault | 137 | 96 | 65 | 2 | |
| Unknown Age | 0 | Simple Assault | 356 | 208 | 173 | 9 | |
| Arrests per 100,000 population | N/A | Intimidation | 154 | 48 | 33 | 3 | |
| | | Stalking | 10 | 4 | 0 | 1 | |
| | | Commercial Sex Acts | 0 | 0 | 0 | 0 | |
| Average number offenses/incident | 1.21 | Involuntary Servitude | 0 | 0 | 0 | 0 | |
| Domestic Violence Victims | | Crimes Against Property | | | | | |
| Offense | Reported | Cleared | | | | | |
| Murder | 1 | 1 | Arson | 8 | 2 | 2 | 0 |
| Aggravated Assault | 81 | 58 | Bribery | 0 | 0 | 0 | 0 |
| Simple Assault | 243 | 163 | Burglary | 252 | 47 | 35 | 2 |
| Intimidation | 62 | 26 | Counterfeiting/Forgery | 18 | 14 | 8 | 0 |
| Stalking | 3 | 1 | Destruction/Damage/Vandalism | 244 | 45 | 16 | 0 |
| Forcible Rape | 6 | 3 | Embezzlement | 12 | 6 | 6 | 0 |
| Forcible Sodomy | 0 | 0 | Extortion/Blackmail | 2 | 0 | 0 | 0 |
| Sexual Assault W/Object | 0 | 0 | Fraud - False Pretenses | 117 | 16 | 1 | 0 |
| Forcible Fondling | 6 | 1 | Fraud - Credit Card/ATM | 25 | 8 | 3 | 0 |
| Incest | 0 | 0 | Fraud - Impersonation | 11 | 4 | 3 | 0 |
| Statutory Rape | 0 | 0 | Fraud - Welfare | 0 | 0 | 0 | 0 |
| Kidnapping/Abduction | 15 | 13 | Fraud - Wire | 1 | 0 | 0 | 0 |
| Commercial Sex Acts | 0 | 0 | Fraud - Identity Theft | 0 | 0 | 0 | 0 |
| Involuntary Servitude | 0 | 0 | Fraud - Computer Hacking/Invasion | 0 | 0 | 0 | 0 |
| Total | 417 | 266 | Robbery | 9 | 3 | 2 | 0 |
| | | | Theft - Pocket-picking | 0 | 0 | 0 | 0 |
| Group B Arrests | | | Theft - Purse Snatching | 0 | 0 | 0 | 0 |
| Offense | Adult | Juvenile | Theft - Shoplifting | 49 | 13 | 14 | 0 |
| Bad Checks | 12 | 0 | Theft From Building | 174 | 29 | 17 | 0 |
| Curfew/Vagrancy | 0 | 0 | Theft From Coin Machine | 3 | 1 | 1 | 0 |
| Disorderly Conduct | 15 | 3 | Theft From Motor Vehicle | 66 | 9 | 5 | 0 |
| DUI | 86 | 0 | Theft of Motor Vehicle Parts | 60 | 4 | 2 | 0 |
| Drunkenness | 82 | 8 | Theft - All Other Larceny | 180 | 20 | 13 | 0 |
| Family-Non Violent | 101 | 0 | Motor Vehicle Theft | 159 | 45 | 34 | 0 |
| Liquor Law Violations | 0 | 6 | Stolen Property Offenses | 9 | 7 | 8 | 0 |
| Peeping Tom | 0 | 0 | | | | | |
| Runaway | 0 | 0 | | | | | |
| Trespass | 18 | 1 | | | | | |
| All Other Offenses | 841 | 4 | | | | | |
| Total Group B | 1,155 | 22 | | | | | |

(*) Offenses are counted using the FBI Units of Count for Crime

(**) The 'Arrests' column shows arrests made for incidents during the selected period, regardless of arrest date. Arrest counts for the same period may change over time.

This report is valid as of May 06, 2019 and is subject to change

Greene County Sheriff's Office - NIBRS Agency Crime Overview - 2018

| Crimes Against Society | | | | |
|------------------------------------|--------------|--------------|------------|-----------|
| Animal Cruelty | 10 | 6 | 4 | 0 |
| Drug/Narcotic Violations | 216 | 211 | 230 | 8 |
| Drug/Narcotic Equipment Violations | 265 | 259 | 63 | 0 |
| Gambling - Betting/Wagering | 0 | 0 | 0 | 0 |
| Gambling - Operating/Promoting | 0 | 0 | 0 | 0 |
| Gambling - Equipment Violations | 0 | 0 | 0 | 0 |
| Gambling - Sports Tampering | 0 | 0 | 0 | 0 |
| Pornography/Obscene Material | 5 | 1 | 0 | 1 |
| Prostitution | 0 | 0 | 0 | 0 |
| Prostitution Assisting/Promoting | 0 | 0 | 0 | 0 |
| Purchasing Prostitution | 0 | 0 | 0 | 0 |
| Weapon Law Violations | 35 | 34 | 8 | 0 |
| Total Group A Offenses | 2,636 | 1,163 | 762 | 26 |

(*) Offenses are counted using the FBI Units of Count for Crime

(**) The 'Arrests' column shows arrests made for incidents during the selected period, regardless of arrest date. Arrest counts for the same period may change over time.

Grundy County Sheriff's Office - NIBRS Agency Crime Overview - 2018

| 2017 Population Estimate | | N/A | Offenses (*) | | Arrests (**) | | |
|---------------------------------------|-----------------|-----------------|-----------------------------------|---------|--------------|----------|---|
| | | | Reported | Cleared | Adult | Juvenile | |
| Offense Overview | | | Group A Offenses | | | | |
| | | | Crimes Against Persons | | | | |
| Offense Total | 786 | | Murder | 1 | 1 | 1 | 0 |
| Number Cleared | 376 | | Negligent Manslaughter | 0 | 0 | 0 | 0 |
| Percent Cleared | 47.84 % | | Negligent Vehicular Manslaughter | 0 | 0 | 0 | 0 |
| Group A Crimes per 100,000 population | N/A | | Kidnapping/Abduction | 1 | 1 | 0 | 0 |
| | | | Forcible Rape | 8 | 7 | 6 | 0 |
| | | | Forcible Sodomy | 0 | 0 | 0 | 0 |
| | | | Sexual Assault W/Object | 0 | 0 | 0 | 0 |
| Arrest Overview | | | Forcible Fondling | 2 | 1 | 1 | 0 |
| Total Arrests | 845 | | Incest | 0 | 0 | 0 | 0 |
| Adult Arrests | 817 | | Statutory Rape | 0 | 0 | 0 | 0 |
| Juvenile Arrests | 28 | | Aggravated Assault | 85 | 58 | 37 | 2 |
| Unknown Age | 0 | | Simple Assault | 143 | 74 | 58 | 7 |
| Arrests per 100,000 population | N/A | | Intimidation | 46 | 3 | 4 | 0 |
| | | | Stalking | 0 | 0 | 0 | 0 |
| | | | Commercial Sex Acts | 0 | 0 | 0 | 0 |
| Average number offenses/incident | 1.21 | | Involuntary Servitude | 0 | 0 | 0 | 0 |
| Domestic Violence Victims | | | Crimes Against Property | | | | |
| Offense | Reported | Cleared | Arson | 5 | 0 | 0 | 0 |
| Murder | 1 | 1 | Bribery | 0 | 0 | 0 | 0 |
| Aggravated Assault | 31 | 23 | Burglary | 49 | 12 | 17 | 0 |
| Simple Assault | 105 | 60 | Counterfeiting/Forgery | 7 | 2 | 0 | 0 |
| Intimidation | 17 | 0 | Destruction/Damage/Vandalism | 63 | 16 | 6 | 0 |
| Stalking | 0 | 0 | Embezzlement | 0 | 0 | 0 | 0 |
| Forcible Rape | 3 | 2 | Extortion/Blackmail | 1 | 0 | 0 | 0 |
| Forcible Sodomy | 0 | 0 | Fraud - False Pretenses | 9 | 2 | 2 | 0 |
| Sexual Assault W/Object | 0 | 0 | Fraud - Credit Card/ATM | 1 | 0 | 0 | 0 |
| Forcible Fondling | 1 | 1 | Fraud - Impersonation | 0 | 0 | 0 | 0 |
| Incest | 0 | 0 | Fraud - Welfare | 0 | 0 | 0 | 0 |
| Statutory Rape | 0 | 0 | Fraud - Wire | 0 | 0 | 0 | 0 |
| Kidnapping/Abduction | 1 | 1 | Fraud - Identity Theft | 0 | 0 | 0 | 0 |
| Commercial Sex Acts | 0 | 0 | Fraud - Computer Hacking/Invasion | 0 | 0 | 0 | 0 |
| Involuntary Servitude | 0 | 0 | Robbery | 0 | 0 | 0 | 0 |
| Total | 159 | 88 | Theft - Pocket-picking | 0 | 0 | 0 | 0 |
| | | | Theft - Purse Snatching | 0 | 0 | 0 | 0 |
| Group B Arrests | | | Theft - Shoplifting | 3 | 2 | 2 | 0 |
| Offense | Adult | Juvenile | Theft From Building | 101 | 16 | 23 | 0 |
| Bad Checks | 0 | 0 | Theft From Coin Machine | 0 | 0 | 0 | 0 |
| Curfew/Vagrancy | 0 | 0 | Theft From Motor Vehicle | 17 | 5 | 5 | 0 |
| Disorderly Conduct | 16 | 4 | Theft of Motor Vehicle Parts | 1 | 0 | 0 | 0 |
| DUI | 63 | 1 | Theft - All Other Larceny | 24 | 4 | 4 | 0 |
| Drunkenness | 32 | 2 | Motor Vehicle Theft | 44 | 6 | 12 | 0 |
| Family-Non Violent | 0 | 0 | Stolen Property Offenses | 4 | 3 | 4 | 0 |
| Liquor Law Violations | 2 | 4 | | | | | |
| Peeping Tom | 0 | 0 | | | | | |
| Runaway | 0 | 0 | | | | | |
| Trespass | 15 | 0 | | | | | |
| All Other Offenses | 357 | 6 | | | | | |
| Total Group B | 485 | 17 | | | | | |

(*) Offenses are counted using the FBI Units of Count for Crime

(**) The 'Arrests' column shows arrests made for incidents during the selected period, regardless of arrest date. Arrest counts for the same period may change over time.

This report is valid as of May 06, 2019 and is subject to change

Grundy County Sheriff's Office - NIBRS Agency Crime Overview - 2018

| Crimes Against Society | | | | |
|------------------------------------|------------|------------|------------|-----------|
| Animal Cruelty | 1 | 0 | 0 | 0 |
| Drug/Narcotic Violations | 97 | 92 | 110 | 2 |
| Drug/Narcotic Equipment Violations | 59 | 59 | 33 | 0 |
| Gambling - Betting/Wagering | 0 | 0 | 0 | 0 |
| Gambling - Operating/Promoting | 0 | 0 | 0 | 0 |
| Gambling - Equipment Violations | 0 | 0 | 0 | 0 |
| Gambling - Sports Tampering | 0 | 0 | 0 | 0 |
| Pornography/Obscene Material | 1 | 0 | 0 | 0 |
| Prostitution | 0 | 0 | 0 | 0 |
| Prostitution Assisting/Promoting | 0 | 0 | 0 | 0 |
| Purchasing Prostitution | 0 | 0 | 0 | 0 |
| Weapon Law Violations | 13 | 12 | 7 | 0 |
| Total Group A Offenses | 786 | 376 | 332 | 11 |

(*) Offenses are counted using the FBI Units of Count for Crime

(**) The 'Arrests' column shows arrests made for incidents during the selected period, regardless of arrest date. Arrest counts for the same period may change over time.

Hamblen County Sheriff's Office - NIBRS Agency Crime Overview - 2018

| 2017 Population Estimate | N/A | Offenses (*) | | Arrests (**) | | | |
|---------------------------------------|-----------------|----------------------------------|-----------------------------------|--------------|----------|----|---|
| | | Reported | Cleared | Adult | Juvenile | | |
| Offense Overview | | Group A Offenses | | | | | |
| Crimes Against Persons | | Crimes Against Persons | | | | | |
| Offense Total | 1,715 | Murder | 0 | 0 | 0 | 0 | |
| Number Cleared | 1,008 | Negligent Manslaughter | 0 | 0 | 0 | 0 | |
| Percent Cleared | 58.78 % | Negligent Vehicular Manslaughter | 0 | 0 | 0 | 0 | |
| Group A Crimes per 100,000 population | N/A | Kidnapping/Abduction | 8 | 6 | 0 | 0 | |
| | | Forcible Rape | 6 | 1 | 0 | 0 | |
| | | Forcible Sodomy | 1 | 0 | 0 | 0 | |
| | | Sexual Assault W/Object | 2 | 1 | 0 | 0 | |
| | | Forcible Fondling | 10 | 3 | 1 | 0 | |
| Arrest Overview | | Incest | 0 | 0 | 0 | 0 | |
| Total Arrests | 2,216 | Statutory Rape | 5 | 5 | 4 | 0 | |
| Adult Arrests | 2,185 | Aggravated Assault | 104 | 78 | 64 | 1 | |
| Juvenile Arrests | 31 | Simple Assault | 420 | 344 | 120 | 11 | |
| Unknown Age | 0 | Intimidation | 75 | 36 | 12 | 2 | |
| Arrests per 100,000 population | N/A | Stalking | 2 | 0 | 0 | 0 | |
| | | Commercial Sex Acts | 0 | 0 | 0 | 0 | |
| Average number offenses/incident | 1.28 | Involuntary Servitude | 0 | 0 | 0 | 0 | |
| Domestic Violence Victims | | Crimes Against Property | | | | | |
| Offense | Reported | Cleared | | | | | |
| Murder | 0 | 0 | Arson | 3 | 0 | 0 | 0 |
| Aggravated Assault | 45 | 41 | Bribery | 0 | 0 | 0 | 0 |
| Simple Assault | 145 | 117 | Burglary | 141 | 39 | 15 | 0 |
| Intimidation | 26 | 15 | Counterfeiting/Forgery | 6 | 4 | 0 | 0 |
| Stalking | 1 | 0 | Destruction/Damage/Vandalism | 88 | 40 | 13 | 1 |
| Forcible Rape | 2 | 0 | Embezzlement | 16 | 6 | 3 | 0 |
| Forcible Sodomy | 0 | 0 | Extortion/Blackmail | 5 | 1 | 1 | 0 |
| Sexual Assault W/Object | 2 | 1 | Fraud - False Pretenses | 33 | 9 | 5 | 0 |
| Forcible Fondling | 3 | 0 | Fraud - Credit Card/ATM | 23 | 12 | 3 | 1 |
| Incest | 0 | 0 | Fraud - Impersonation | 19 | 4 | 3 | 0 |
| Statutory Rape | 1 | 1 | Fraud - Welfare | 0 | 0 | 0 | 0 |
| Kidnapping/Abduction | 4 | 3 | Fraud - Wire | 14 | 2 | 2 | 0 |
| Commercial Sex Acts | 0 | 0 | Fraud - Identity Theft | 0 | 0 | 0 | 0 |
| Involuntary Servitude | 0 | 0 | Fraud - Computer Hacking/Invasion | 0 | 0 | 0 | 0 |
| Total | 229 | 178 | Robbery | 10 | 6 | 3 | 2 |
| | | | Theft - Pocket-picking | 0 | 0 | 0 | 0 |
| | | | Theft - Purse Snatching | 0 | 0 | 0 | 0 |
| | | | Theft - Shoplifting | 7 | 5 | 5 | 0 |
| Group B Arrests | | | Theft From Building | 102 | 34 | 17 | 1 |
| Offense | Adult | Juvenile | Theft From Coin Machine | 0 | 0 | 0 | 0 |
| Bad Checks | 14 | 0 | Theft From Motor Vehicle | 55 | 10 | 6 | 0 |
| Curfew/Vagrancy | 0 | 0 | Theft of Motor Vehicle Parts | 30 | 0 | 0 | 0 |
| Disorderly Conduct | 7 | 6 | Theft - All Other Larceny | 123 | 26 | 13 | 0 |
| DUI | 40 | 0 | Motor Vehicle Theft | 93 | 40 | 22 | 1 |
| Drunkenness | 24 | 0 | Stolen Property Offenses | 13 | 12 | 4 | 0 |
| Family-Non Violent | 124 | 0 | | | | | |
| Liquor Law Violations | 9 | 0 | | | | | |
| Peeping Tom | 0 | 0 | | | | | |
| Runaway | 0 | 0 | | | | | |
| Trespass | 8 | 0 | | | | | |
| All Other Offenses | 1,493 | 3 | | | | | |
| Total Group B | 1,719 | 9 | | | | | |

(*) Offenses are counted using the FBI Units of Count for Crime

(**) The 'Arrests' column shows arrests made for incidents during the selected period, regardless of arrest date. Arrest counts for the same period may change over time.

This report is valid as of May 06, 2019 and is subject to change

Hamblen County Sheriff's Office - NIBRS Agency Crime Overview - 2018

| Crimes Against Society | | | | |
|------------------------------------|--------------|--------------|------------|-----------|
| Animal Cruelty | 4 | 4 | 4 | 0 |
| Drug/Narcotic Violations | 135 | 133 | 135 | 2 |
| Drug/Narcotic Equipment Violations | 84 | 82 | 9 | 0 |
| Gambling - Betting/Wagering | 0 | 0 | 0 | 0 |
| Gambling - Operating/Promoting | 0 | 0 | 0 | 0 |
| Gambling - Equipment Violations | 0 | 0 | 0 | 0 |
| Gambling - Sports Tampering | 0 | 0 | 0 | 0 |
| Pornography/Obscene Material | 3 | 3 | 0 | 0 |
| Prostitution | 0 | 0 | 0 | 0 |
| Prostitution Assisting/Promoting | 0 | 0 | 0 | 0 |
| Purchasing Prostitution | 0 | 0 | 0 | 0 |
| Weapon Law Violations | 75 | 62 | 2 | 0 |
| Total Group A Offenses | 1,715 | 1,008 | 466 | 22 |

(*) Offenses are counted using the FBI Units of Count for Crime

(**) The 'Arrests' column shows arrests made for incidents during the selected period, regardless of arrest date. Arrest counts for the same period may change over time.

Hamilton County Sheriff's Office - NIBRS Agency Crime Overview - 2018

| 2017 Population Estimate | N/A | Offenses (*) | | Arrests (**) | | | |
|---------------------------------------|-----------------|----------------------------------|-----------------------------------|--------------|----------|-----|---|
| | | Reported | Cleared | Adult | Juvenile | | |
| Offense Overview | | Group A Offenses | | | | | |
| Crimes Against Persons | | | | | | | |
| Offense Total | 4,942 | Murder | 4 | 3 | 2 | 0 | |
| Number Cleared | 2,224 | Negligent Manslaughter | 0 | 0 | 0 | 0 | |
| Percent Cleared | 45.00 % | Negligent Vehicular Manslaughter | 0 | 0 | 0 | 0 | |
| Group A Crimes per 100,000 population | N/A | Kidnapping/Abduction | 11 | 6 | 8 | 0 | |
| | | Forcible Rape | 15 | 1 | 1 | 0 | |
| | | Forcible Sodomy | 2 | 0 | 0 | 0 | |
| | | Sexual Assault W/Object | 1 | 0 | 0 | 0 | |
| Arrest Overview | | Forcible Fondling | 25 | 7 | 1 | 0 | |
| Total Arrests | 7,671 | Incest | 0 | 0 | 0 | 0 | |
| Adult Arrests | 7,617 | Statutory Rape | 3 | 2 | 1 | 0 | |
| Juvenile Arrests | 54 | Aggravated Assault | 242 | 162 | 101 | 1 | |
| Unknown Age | 0 | Simple Assault | 695 | 361 | 226 | 8 | |
| Arrests per 100,000 population | N/A | Intimidation | 72 | 28 | 10 | 0 | |
| | | Stalking | 15 | 8 | 6 | 0 | |
| | | Commercial Sex Acts | 1 | 1 | 0 | 0 | |
| Average number offenses/incident | 1.25 | Involuntary Servitude | 0 | 0 | 0 | 0 | |
| Domestic Violence Victims | | Crimes Against Property | | | | | |
| Offense | Reported | Cleared | | | | | |
| Murder | 2 | 2 | Arson | 4 | 1 | 1 | 0 |
| Aggravated Assault | 96 | 67 | Bribery | 0 | 0 | 0 | 0 |
| Simple Assault | 382 | 198 | Burglary | 319 | 44 | 45 | 0 |
| Intimidation | 20 | 8 | Counterfeiting/Forgery | 27 | 14 | 38 | 0 |
| Stalking | 8 | 5 | Destruction/Damage/Vandalism | 343 | 77 | 24 | 1 |
| Forcible Rape | 4 | 1 | Embezzlement | 2 | 0 | 0 | 0 |
| Forcible Sodomy | 0 | 0 | Extortion/Blackmail | 1 | 0 | 0 | 0 |
| Sexual Assault W/Object | 0 | 0 | Fraud - False Pretenses | 50 | 8 | 3 | 0 |
| Forcible Fondling | 7 | 0 | Fraud - Credit Card/ATM | 44 | 9 | 4 | 0 |
| Incest | 0 | 0 | Fraud - Impersonation | 31 | 17 | 12 | 0 |
| Statutory Rape | 2 | 2 | Fraud - Welfare | 0 | 0 | 0 | 0 |
| Kidnapping/Abduction | 10 | 5 | Fraud - Wire | 5 | 1 | 0 | 0 |
| Commercial Sex Acts | 0 | 0 | Fraud - Identity Theft | 5 | 1 | 0 | 0 |
| Involuntary Servitude | 0 | 0 | Fraud - Computer Hacking/Invasion | 0 | 0 | 0 | 0 |
| Total | 531 | 288 | Robbery | 10 | 3 | 3 | 0 |
| | | | Theft - Pocket-picking | 1 | 0 | 3 | 0 |
| Group B Arrests | | | Theft - Purse Snatching | 0 | 0 | 0 | 0 |
| Offense | Adult | Juvenile | Theft - Shoplifting | 43 | 18 | 10 | 0 |
| Bad Checks | 9 | 0 | Theft From Building | 169 | 36 | 4 | 3 |
| Curfew/Vagrancy | 0 | 0 | Theft From Coin Machine | 1 | 0 | 0 | 0 |
| Disorderly Conduct | 56 | 27 | Theft From Motor Vehicle | 401 | 19 | 7 | 0 |
| DUI | 108 | 0 | Theft of Motor Vehicle Parts | 49 | 3 | 8 | 0 |
| Drunkenness | 63 | 0 | Theft - All Other Larceny | 347 | 49 | 100 | 0 |
| Family-Non Violent | 463 | 0 | Motor Vehicle Theft | 187 | 38 | 22 | 1 |
| Liquor Law Violations | 77 | 0 | Stolen Property Offenses | 93 | 59 | 11 | 0 |
| Peeping Tom | 0 | 0 | | | | | |
| Runaway | 0 | 0 | | | | | |
| Trespass | 32 | 0 | | | | | |
| All Other Offenses | 5,344 | 1 | | | | | |
| Total Group B | 6,152 | 28 | | | | | |

(*) Offenses are counted using the FBI Units of Count for Crime

(**) The 'Arrests' column shows arrests made for incidents during the selected period, regardless of arrest date. Arrest counts for the same period may change over time.

This report is valid as of May 06, 2019 and is subject to change

Hamilton County Sheriff's Office - NIBRS Agency Crime Overview - 2018

| Crimes Against Society | | | | |
|------------------------------------|--------------|--------------|--------------|-----------|
| Animal Cruelty | 4 | 3 | 2 | 0 |
| Drug/Narcotic Violations | 971 | 669 | 632 | 9 |
| Drug/Narcotic Equipment Violations | 641 | 507 | 163 | 2 |
| Gambling - Betting/Wagering | 0 | 0 | 0 | 0 |
| Gambling - Operating/Promoting | 1 | 0 | 0 | 0 |
| Gambling - Equipment Violations | 3 | 0 | 0 | 0 |
| Gambling - Sports Tampering | 0 | 0 | 0 | 0 |
| Pornography/Obscene Material | 10 | 3 | 0 | 0 |
| Prostitution | 0 | 0 | 0 | 0 |
| Prostitution Assisting/Promoting | 0 | 0 | 3 | 0 |
| Purchasing Prostitution | 0 | 0 | 0 | 0 |
| Weapon Law Violations | 94 | 66 | 14 | 1 |
| Total Group A Offenses | 4,942 | 2,224 | 1,465 | 26 |

(*) Offenses are counted using the FBI Units of Count for Crime

(**) The 'Arrests' column shows arrests made for incidents during the selected period, regardless of arrest date. Arrest counts for the same period may change over time.

Hancock County Sheriff's Office - NIBRS Agency Crime Overview - 2018

| 2017 Population Estimate | N/A | Offenses (*) | | Arrests (**) | |
|---------------------------------------|-----------------|--------------------------------|----------|--------------|----------|
| | | Reported | Cleared | Adult | Juvenile |
| Offense Overview | | Group A Offenses | | | |
| | | Crimes Against Persons | | | |
| Offense Total | 137 | 0 | 0 | 0 | 0 |
| Number Cleared | 53 | 0 | 0 | 0 | 0 |
| Percent Cleared | 38.69 % | 0 | 0 | 0 | 0 |
| Group A Crimes per 100,000 population | N/A | 0 | 0 | 0 | 0 |
| | | Crimes Against Property | | | |
| | | Crimes Against Property | | | |
| Arrest Overview | | | | | |
| Total Arrests | 150 | 0 | 0 | 0 | 0 |
| Adult Arrests | 150 | 0 | 0 | 0 | 0 |
| Juvenile Arrests | 0 | 1 | 1 | 1 | 0 |
| Unknown Age | 0 | 5 | 5 | 5 | 0 |
| Arrests per 100,000 population | N/A | 0 | 0 | 0 | 0 |
| Average number offenses/incident | 1.07 | 0 | 0 | 0 | 0 |
| Domestic Violence Victims | | | | | |
| Offense | Reported | Cleared | | | |
| Murder | 0 | 0 | 0 | 0 | 0 |
| Aggravated Assault | 0 | 0 | 0 | 0 | 0 |
| Simple Assault | 4 | 4 | 0 | 0 | 0 |
| Intimidation | 0 | 0 | 1 | 0 | 0 |
| Stalking | 0 | 0 | 22 | 4 | 3 |
| Forcible Rape | 0 | 0 | 0 | 0 | 0 |
| Forcible Sodomy | 0 | 0 | 0 | 0 | 0 |
| Sexual Assault W/Object | 0 | 0 | 0 | 0 | 0 |
| Forcible Fondling | 0 | 0 | 0 | 0 | 0 |
| Incest | 0 | 0 | 0 | 0 | 0 |
| Statutory Rape | 0 | 0 | 0 | 0 | 0 |
| Kidnapping/Abduction | 0 | 0 | 0 | 0 | 0 |
| Commercial Sex Acts | 0 | 0 | 0 | 0 | 0 |
| Involuntary Servitude | 0 | 0 | 0 | 0 | 0 |
| Total | 4 | 4 | | | |
| Group B Arrests | | | | | |
| Offense | Adult | Juvenile | | | |
| Bad Checks | 0 | 0 | 0 | 0 | 0 |
| Curfew/Vagrancy | 0 | 0 | 0 | 0 | 0 |
| Disorderly Conduct | 3 | 0 | 0 | 0 | 0 |
| DUI | 7 | 0 | 0 | 0 | 0 |
| Drunkenness | 8 | 0 | 0 | 0 | 0 |
| Family-Non Violent | 4 | 0 | 0 | 0 | 0 |
| Liquor Law Violations | 1 | 0 | 0 | 0 | 0 |
| Peeping Tom | 0 | 0 | 0 | 0 | 0 |
| Runaway | 0 | 0 | 0 | 0 | 0 |
| Trespass | 3 | 0 | 0 | 0 | 0 |
| All Other Offenses | 75 | 0 | 63 | 12 | 13 |
| Total Group B | 101 | 0 | 7 | 0 | 0 |

(*) Offenses are counted using the FBI Units of Count for Crime

(**) The 'Arrests' column shows arrests made for incidents during the selected period, regardless of arrest date. Arrest counts for the same period may change over time.

This report is valid as of May 06, 2019 and is subject to change

Hancock County Sheriff's Office - NIBRS Agency Crime Overview - 2018

| Crimes Against Society | | | | |
|------------------------------------|------------|-----------|-----------|----------|
| Animal Cruelty | 0 | 0 | 0 | 0 |
| Drug/Narcotic Violations | 20 | 20 | 18 | 0 |
| Drug/Narcotic Equipment Violations | 6 | 6 | 4 | 0 |
| Gambling - Betting/Wagering | 0 | 0 | 0 | 0 |
| Gambling - Operating/Promoting | 0 | 0 | 0 | 0 |
| Gambling - Equipment Violations | 0 | 0 | 0 | 0 |
| Gambling - Sports Tampering | 0 | 0 | 0 | 0 |
| Pornography/Obscene Material | 0 | 0 | 0 | 0 |
| Prostitution | 0 | 0 | 0 | 0 |
| Prostitution Assisting/Promoting | 0 | 0 | 0 | 0 |
| Purchasing Prostitution | 0 | 0 | 0 | 0 |
| Weapon Law Violations | 3 | 3 | 3 | 0 |
| Total Group A Offenses | 137 | 53 | 49 | 0 |

(*) Offenses are counted using the FBI Units of Count for Crime

(**) The 'Arrests' column shows arrests made for incidents during the selected period, regardless of arrest date. Arrest counts for the same period may change over time.

Hardeman County Sheriff's Office - NIBRS Agency Crime Overview - 2018

| 2017 Population Estimate | N/A | Offenses (*) | | Arrests (**) | | | |
|---------------------------------------|-----------------|----------------------------------|-----------------------------------|--------------|----------|----|---|
| | | Reported | Cleared | Adult | Juvenile | | |
| Offense Overview | | Group A Offenses | | | | | |
| Crimes Against Persons | | | | | | | |
| Offense Total | 683 | Murder | 0 | 0 | 0 | 0 | |
| Number Cleared | 361 | Negligent Manslaughter | 0 | 0 | 0 | 0 | |
| Percent Cleared | 52.86 % | Negligent Vehicular Manslaughter | 0 | 0 | 0 | 0 | |
| Group A Crimes per 100,000 population | N/A | Kidnapping/Abduction | 0 | 0 | 0 | 0 | |
| | | Forcible Rape | 4 | 1 | 1 | 0 | |
| | | Forcible Sodomy | 0 | 0 | 0 | 0 | |
| | | Sexual Assault W/Object | 0 | 0 | 0 | 0 | |
| Arrest Overview | | Forcible Fondling | 3 | 0 | 0 | 0 | |
| Total Arrests | 814 | Incest | 0 | 0 | 0 | 0 | |
| Adult Arrests | 749 | Statutory Rape | 3 | 3 | 4 | 0 | |
| Juvenile Arrests | 65 | Aggravated Assault | 50 | 45 | 36 | 1 | |
| Unknown Age | 0 | Simple Assault | 121 | 102 | 68 | 20 | |
| Arrests per 100,000 population | N/A | Intimidation | 64 | 25 | 14 | 3 | |
| | | Stalking | 2 | 1 | 1 | 0 | |
| | | Commercial Sex Acts | 0 | 0 | 0 | 0 | |
| Average number offenses/incident | 1.20 | Involuntary Servitude | 0 | 0 | 0 | 0 | |
| Domestic Violence Victims | | Crimes Against Property | | | | | |
| Offense | Reported | Cleared | | | | | |
| Murder | 0 | 0 | Arson | 3 | 1 | 1 | 0 |
| Aggravated Assault | 27 | 25 | Bribery | 0 | 0 | 0 | 0 |
| Simple Assault | 86 | 73 | Burglary | 89 | 20 | 9 | 7 |
| Intimidation | 28 | 13 | Counterfeiting/Forgery | 9 | 6 | 2 | 1 |
| Stalking | 1 | 0 | Destruction/Damage/Vandalism | 64 | 20 | 7 | 3 |
| Forcible Rape | 1 | 1 | Embezzlement | 1 | 1 | 1 | 0 |
| Forcible Sodomy | 0 | 0 | Extortion/Blackmail | 2 | 1 | 0 | 1 |
| Sexual Assault W/Object | 0 | 0 | Fraud - False Pretenses | 9 | 4 | 4 | 0 |
| Forcible Fondling | 2 | 0 | Fraud - Credit Card/ATM | 8 | 0 | 0 | 0 |
| Incest | 0 | 0 | Fraud - Impersonation | 3 | 2 | 1 | 0 |
| Statutory Rape | 1 | 1 | Fraud - Welfare | 0 | 0 | 0 | 0 |
| Kidnapping/Abduction | 0 | 0 | Fraud - Wire | 2 | 0 | 0 | 0 |
| Commercial Sex Acts | 0 | 0 | Fraud - Identity Theft | 2 | 1 | 0 | 1 |
| Involuntary Servitude | 0 | 0 | Fraud - Computer Hacking/Invasion | 0 | 0 | 0 | 0 |
| Total | 146 | 113 | Robbery | 8 | 3 | 1 | 1 |
| | | | Theft - Pocket-picking | 0 | 0 | 0 | 0 |
| Group B Arrests | | | Theft - Purse Snatching | 0 | 0 | 0 | 0 |
| Offense | Adult | Juvenile | Theft - Shoplifting | 3 | 3 | 3 | 0 |
| Bad Checks | 14 | 0 | Theft From Building | 24 | 8 | 6 | 0 |
| Curfew/Vagrancy | 0 | 0 | Theft From Coin Machine | 0 | 0 | 0 | 0 |
| Disorderly Conduct | 5 | 6 | Theft From Motor Vehicle | 15 | 4 | 2 | 0 |
| DUI | 23 | 0 | Theft of Motor Vehicle Parts | 5 | 1 | 0 | 0 |
| Drunkenness | 4 | 0 | Theft - All Other Larceny | 56 | 13 | 14 | 0 |
| Family-Non Violent | 75 | 3 | Motor Vehicle Theft | 26 | 10 | 9 | 1 |
| Liquor Law Violations | 0 | 0 | Stolen Property Offenses | 1 | 0 | 0 | 0 |
| Peeping Tom | 0 | 0 | | | | | |
| Runaway | 0 | 0 | | | | | |
| Trespass | 5 | 0 | | | | | |
| All Other Offenses | 382 | 6 | | | | | |
| Total Group B | 508 | 15 | | | | | |

(*) Offenses are counted using the FBI Units of Count for Crime

(**) The 'Arrests' column shows arrests made for incidents during the selected period, regardless of arrest date. Arrest counts for the same period may change over time.

This report is valid as of May 06, 2019 and is subject to change

Hardeman County Sheriff's Office - NIBRS Agency Crime Overview - 2018

| Crimes Against Society | | | | |
|------------------------------------|------------|------------|------------|-----------|
| Animal Cruelty | 3 | 0 | 0 | 0 |
| Drug/Narcotic Violations | 62 | 49 | 53 | 6 |
| Drug/Narcotic Equipment Violations | 19 | 19 | 0 | 0 |
| Gambling - Betting/Wagering | 0 | 0 | 0 | 0 |
| Gambling - Operating/Promoting | 0 | 0 | 0 | 0 |
| Gambling - Equipment Violations | 0 | 0 | 0 | 0 |
| Gambling - Sports Tampering | 0 | 0 | 0 | 0 |
| Pornography/Obscene Material | 6 | 3 | 2 | 3 |
| Prostitution | 0 | 0 | 0 | 0 |
| Prostitution Assisting/Promoting | 0 | 0 | 0 | 0 |
| Purchasing Prostitution | 0 | 0 | 0 | 0 |
| Weapon Law Violations | 16 | 15 | 2 | 2 |
| Total Group A Offenses | 683 | 361 | 241 | 50 |

(*) Offenses are counted using the FBI Units of Count for Crime

(**) The 'Arrests' column shows arrests made for incidents during the selected period, regardless of arrest date. Arrest counts for the same period may change over time.

Hardin County Sheriff's Office - NIBRS Agency Crime Overview - 2018

| 2017 Population Estimate | N/A | Offenses (*) | | Arrests (**) | | | |
|---------------------------------------|-----------------|----------------------------------|-----------------------------------|--------------|----------|----|---|
| | | Reported | Cleared | Adult | Juvenile | | |
| Offense Overview | | Group A Offenses | | | | | |
| Crimes Against Persons | | | | | | | |
| Offense Total | 705 | Murder | 1 | 1 | 1 | 0 | |
| Number Cleared | 240 | Negligent Manslaughter | 0 | 0 | 0 | 0 | |
| Percent Cleared | 34.04 % | Negligent Vehicular Manslaughter | 0 | 0 | 0 | 0 | |
| Group A Crimes per 100,000 population | N/A | Kidnapping/Abduction | 1 | 0 | 0 | 0 | |
| | | Forcible Rape | 1 | 0 | 0 | 0 | |
| | | Forcible Sodomy | 0 | 0 | 0 | 0 | |
| | | Sexual Assault W/Object | 0 | 0 | 0 | 0 | |
| Arrest Overview | | Forcible Fondling | 3 | 0 | 0 | 0 | |
| Total Arrests | 950 | Incest | 0 | 0 | 0 | 0 | |
| Adult Arrests | 895 | Statutory Rape | 1 | 0 | 0 | 0 | |
| Juvenile Arrests | 55 | Aggravated Assault | 21 | 12 | 15 | 1 | |
| Unknown Age | 0 | Simple Assault | 82 | 52 | 43 | 1 | |
| Arrests per 100,000 population | N/A | Intimidation | 11 | 0 | 0 | 0 | |
| | | Stalking | 1 | 0 | 0 | 0 | |
| | | Commercial Sex Acts | 0 | 0 | 0 | 0 | |
| Average number offenses/incident | 1.11 | Involuntary Servitude | 0 | 0 | 0 | 0 | |
| Domestic Violence Victims | | Crimes Against Property | | | | | |
| Offense | Reported | Cleared | | | | | |
| Murder | 0 | 0 | Arson | 1 | 0 | 0 | 0 |
| Aggravated Assault | 8 | 7 | Bribery | 0 | 0 | 0 | 0 |
| Simple Assault | 56 | 44 | Burglary | 118 | 19 | 18 | 1 |
| Intimidation | 0 | 0 | Counterfeiting/Forgery | 3 | 0 | 0 | 0 |
| Stalking | 0 | 0 | Destruction/Damage/Vandalism | 84 | 18 | 17 | 0 |
| Forcible Rape | 0 | 0 | Embezzlement | 0 | 0 | 0 | 0 |
| Forcible Sodomy | 0 | 0 | Extortion/Blackmail | 1 | 0 | 0 | 0 |
| Sexual Assault W/Object | 0 | 0 | Fraud - False Pretenses | 4 | 0 | 0 | 0 |
| Forcible Fondling | 1 | 0 | Fraud - Credit Card/ATM | 2 | 0 | 0 | 0 |
| Incest | 0 | 0 | Fraud - Impersonation | 5 | 3 | 4 | 0 |
| Statutory Rape | 0 | 0 | Fraud - Welfare | 0 | 0 | 0 | 0 |
| Kidnapping/Abduction | 0 | 0 | Fraud - Wire | 2 | 0 | 0 | 0 |
| Commercial Sex Acts | 0 | 0 | Fraud - Identity Theft | 0 | 0 | 0 | 0 |
| Involuntary Servitude | 0 | 0 | Fraud - Computer Hacking/Invasion | 0 | 0 | 0 | 0 |
| Total | 65 | 51 | Robbery | 4 | 2 | 6 | 0 |
| | | | Theft - Pocket-picking | 0 | 0 | 0 | 0 |
| Group B Arrests | | | Theft - Purse Snatching | 0 | 0 | 0 | 0 |
| Offense | Adult | Juvenile | Theft - Shoplifting | 3 | 2 | 2 | 0 |
| Bad Checks | 6 | 0 | Theft From Building | 51 | 10 | 8 | 1 |
| Curfew/Vagrancy | 0 | 0 | Theft From Coin Machine | 0 | 0 | 0 | 0 |
| Disorderly Conduct | 12 | 3 | Theft From Motor Vehicle | 49 | 6 | 4 | 0 |
| DUI | 9 | 0 | Theft of Motor Vehicle Parts | 13 | 1 | 1 | 0 |
| Drunkenness | 26 | 5 | Theft - All Other Larceny | 86 | 11 | 11 | 0 |
| Family-Non Violent | 1 | 0 | Motor Vehicle Theft | 68 | 20 | 18 | 0 |
| Liquor Law Violations | 1 | 1 | Stolen Property Offenses | 4 | 3 | 6 | 0 |
| Peeping Tom | 0 | 0 | | | | | |
| Runaway | 0 | 0 | | | | | |
| Trespass | 6 | 4 | | | | | |
| All Other Offenses | 619 | 32 | | | | | |
| Total Group B | 680 | 45 | | | | | |

(*) Offenses are counted using the FBI Units of Count for Crime

(**) The 'Arrests' column shows arrests made for incidents during the selected period, regardless of arrest date. Arrest counts for the same period may change over time.

This report is valid as of May 06, 2019 and is subject to change

Hardin County Sheriff's Office - NIBRS Agency Crime Overview - 2018

| Crimes Against Society | | | | |
|------------------------------------|------------|------------|------------|-----------|
| Animal Cruelty | 3 | 0 | 0 | 0 |
| Drug/Narcotic Violations | 39 | 38 | 35 | 4 |
| Drug/Narcotic Equipment Violations | 32 | 31 | 18 | 2 |
| Gambling - Betting/Wagering | 0 | 0 | 0 | 0 |
| Gambling - Operating/Promoting | 0 | 0 | 0 | 0 |
| Gambling - Equipment Violations | 0 | 0 | 0 | 0 |
| Gambling - Sports Tampering | 0 | 0 | 0 | 0 |
| Pornography/Obscene Material | 0 | 0 | 0 | 0 |
| Prostitution | 0 | 0 | 0 | 0 |
| Prostitution Assisting/Promoting | 0 | 0 | 0 | 0 |
| Purchasing Prostitution | 0 | 0 | 0 | 0 |
| Weapon Law Violations | 11 | 11 | 8 | 0 |
| Total Group A Offenses | 705 | 240 | 215 | 10 |

(*) Offenses are counted using the FBI Units of Count for Crime

(**) The 'Arrests' column shows arrests made for incidents during the selected period, regardless of arrest date. Arrest counts for the same period may change over time.

Hawkins County Sheriff's Office - NIBRS Agency Crime Overview - 2018

| 2017 Population Estimate | N/A | Offenses (*) | | Arrests (**) | | | |
|---------------------------------------|-----------------|----------------------------------|-----------------------------------|--------------|----------|----|---|
| | | Reported | Cleared | Adult | Juvenile | | |
| Offense Overview | | Group A Offenses | | | | | |
| Crimes Against Persons | | Crimes Against Persons | | | | | |
| Offense Total | 1,477 | Murder | 0 | 0 | 0 | 0 | |
| Number Cleared | 383 | Negligent Manslaughter | 0 | 0 | 0 | 0 | |
| Percent Cleared | 25.93 % | Negligent Vehicular Manslaughter | 0 | 0 | 0 | 0 | |
| Group A Crimes per 100,000 population | N/A | Kidnapping/Abduction | 2 | 0 | 0 | 0 | |
| | | Forcible Rape | 6 | 1 | 0 | 0 | |
| | | Forcible Sodomy | 0 | 0 | 0 | 0 | |
| | | Sexual Assault W/Object | 0 | 0 | 0 | 0 | |
| Arrest Overview | | Forcible Fondling | 10 | 2 | 0 | 0 | |
| Total Arrests | 1,614 | Incest | 0 | 0 | 0 | 0 | |
| Adult Arrests | 1,592 | Statutory Rape | 0 | 0 | 0 | 0 | |
| Juvenile Arrests | 22 | Aggravated Assault | 54 | 37 | 28 | 0 | |
| Unknown Age | 0 | Simple Assault | 366 | 110 | 89 | 5 | |
| Arrests per 100,000 population | N/A | Intimidation | 66 | 3 | 1 | 0 | |
| | | Stalking | 3 | 0 | 0 | 0 | |
| | | Commercial Sex Acts | 0 | 0 | 0 | 0 | |
| Average number offenses/incident | 1.14 | Involuntary Servitude | 0 | 0 | 0 | 0 | |
| Domestic Violence Victims | | Crimes Against Property | | | | | |
| Offense | Reported | Cleared | | | | | |
| Murder | 0 | 0 | Arson | 3 | 1 | 1 | 0 |
| Aggravated Assault | 29 | 21 | Bribery | 0 | 0 | 0 | 0 |
| Simple Assault | 299 | 97 | Burglary | 186 | 23 | 20 | 0 |
| Intimidation | 12 | 1 | Counterfeiting/Forgery | 6 | 1 | 0 | 0 |
| Stalking | 2 | 0 | Destruction/Damage/Vandalism | 104 | 12 | 8 | 0 |
| Forcible Rape | 1 | 0 | Embezzlement | 0 | 0 | 0 | 0 |
| Forcible Sodomy | 0 | 0 | Extortion/Blackmail | 0 | 0 | 0 | 0 |
| Sexual Assault W/Object | 0 | 0 | Fraud - False Pretenses | 3 | 1 | 0 | 0 |
| Forcible Fondling | 1 | 0 | Fraud - Credit Card/ATM | 33 | 0 | 0 | 0 |
| Incest | 0 | 0 | Fraud - Impersonation | 6 | 0 | 0 | 0 |
| Statutory Rape | 0 | 0 | Fraud - Welfare | 0 | 0 | 0 | 0 |
| Kidnapping/Abduction | 1 | 0 | Fraud - Wire | 0 | 0 | 0 | 0 |
| Commercial Sex Acts | 0 | 0 | Fraud - Identity Theft | 0 | 0 | 0 | 0 |
| Involuntary Servitude | 0 | 0 | Fraud - Computer Hacking/Invasion | 0 | 0 | 0 | 0 |
| Total | 345 | 119 | Robbery | 1 | 0 | 0 | 0 |
| | | | Theft - Pocket-picking | 0 | 0 | 0 | 0 |
| Group B Arrests | | | Theft - Purse Snatching | 0 | 0 | 0 | 0 |
| Offense | Adult | Juvenile | Theft - Shoplifting | 1 | 1 | 1 | 0 |
| Bad Checks | 1 | 0 | Theft From Building | 172 | 19 | 12 | 0 |
| Curfew/Vagrancy | 0 | 0 | Theft From Coin Machine | 1 | 0 | 0 | 0 |
| Disorderly Conduct | 10 | 0 | Theft From Motor Vehicle | 53 | 5 | 4 | 0 |
| DUI | 43 | 0 | Theft of Motor Vehicle Parts | 5 | 0 | 0 | 0 |
| Drunkenness | 42 | 1 | Theft - All Other Larceny | 144 | 10 | 4 | 0 |
| Family-Non Violent | 12 | 0 | Motor Vehicle Theft | 90 | 6 | 2 | 0 |
| Liquor Law Violations | 0 | 0 | Stolen Property Offenses | 0 | 0 | 0 | 0 |
| Peeping Tom | 0 | 0 | | | | | |
| Runaway | 0 | 0 | | | | | |
| Trespass | 3 | 0 | | | | | |
| All Other Offenses | 1,188 | 16 | | | | | |
| Total Group B | 1,299 | 17 | | | | | |

(*) Offenses are counted using the FBI Units of Count for Crime

(**) The 'Arrests' column shows arrests made for incidents during the selected period, regardless of arrest date. Arrest counts for the same period may change over time.

This report is valid as of May 06, 2019 and is subject to change

Hawkins County Sheriff's Office - NIBRS Agency Crime Overview - 2018

| Crimes Against Society | | | | |
|------------------------------------|--------------|------------|------------|----------|
| Animal Cruelty | 0 | 0 | 0 | 0 |
| Drug/Narcotic Violations | 103 | 97 | 107 | 0 |
| Drug/Narcotic Equipment Violations | 59 | 54 | 16 | 0 |
| Gambling - Betting/Wagering | 0 | 0 | 0 | 0 |
| Gambling - Operating/Promoting | 0 | 0 | 0 | 0 |
| Gambling - Equipment Violations | 0 | 0 | 0 | 0 |
| Gambling - Sports Tampering | 0 | 0 | 0 | 0 |
| Pornography/Obscene Material | 0 | 0 | 0 | 0 |
| Prostitution | 0 | 0 | 0 | 0 |
| Prostitution Assisting/Promoting | 0 | 0 | 0 | 0 |
| Purchasing Prostitution | 0 | 0 | 0 | 0 |
| Weapon Law Violations | 0 | 0 | 0 | 0 |
| Total Group A Offenses | 1,477 | 383 | 293 | 5 |

(*) Offenses are counted using the FBI Units of Count for Crime

(**) The 'Arrests' column shows arrests made for incidents during the selected period, regardless of arrest date. Arrest counts for the same period may change over time.

Haywood County Sheriff's Office - NIBRS Agency Crime Overview - 2018

| 2017 Population Estimate | N/A | Offenses (*) | | Arrests (**) | | | |
|---------------------------------------|-----------------|----------------------------------|-----------------------------------|--------------|----------|----|---|
| | | Reported | Cleared | Adult | Juvenile | | |
| Offense Overview | | Group A Offenses | | | | | |
| Crimes Against Persons | | | | | | | |
| Offense Total | 405 | Murder | 0 | 0 | 0 | 0 | |
| Number Cleared | 157 | Negligent Manslaughter | 0 | 0 | 0 | 0 | |
| Percent Cleared | 38.77 % | Negligent Vehicular Manslaughter | 0 | 0 | 0 | 0 | |
| Group A Crimes per 100,000 population | N/A | Kidnapping/Abduction | 0 | 0 | 0 | 0 | |
| | | Forcible Rape | 5 | 1 | 1 | 0 | |
| | | Forcible Sodomy | 1 | 0 | 0 | 0 | |
| | | Sexual Assault W/Object | 0 | 0 | 0 | 0 | |
| Arrest Overview | | Forcible Fondling | 2 | 0 | 0 | 0 | |
| Total Arrests | 719 | Incest | 0 | 0 | 0 | 0 | |
| Adult Arrests | 713 | Statutory Rape | 0 | 0 | 0 | 0 | |
| Juvenile Arrests | 6 | Aggravated Assault | 23 | 18 | 17 | 0 | |
| Unknown Age | 0 | Simple Assault | 72 | 44 | 46 | 0 | |
| Arrests per 100,000 population | N/A | Intimidation | 23 | 5 | 2 | 1 | |
| | | Stalking | 2 | 0 | 0 | 0 | |
| | | Commercial Sex Acts | 0 | 0 | 0 | 0 | |
| Average number offenses/incident | 1.27 | Involuntary Servitude | 0 | 0 | 0 | 0 | |
| Domestic Violence Victims | | Crimes Against Property | | | | | |
| Offense | Reported | Cleared | | | | | |
| Murder | 0 | 0 | Arson | 1 | 0 | 0 | 0 |
| Aggravated Assault | 9 | 7 | Bribery | 0 | 0 | 0 | 0 |
| Simple Assault | 50 | 36 | Burglary | 61 | 12 | 17 | 2 |
| Intimidation | 6 | 0 | Counterfeiting/Forgery | 6 | 2 | 0 | 0 |
| Stalking | 1 | 0 | Destruction/Damage/Vandalism | 54 | 12 | 3 | 0 |
| Forcible Rape | 1 | 0 | Embezzlement | 0 | 0 | 0 | 0 |
| Forcible Sodomy | 1 | 0 | Extortion/Blackmail | 0 | 0 | 0 | 0 |
| Sexual Assault W/Object | 0 | 0 | Fraud - False Pretenses | 2 | 2 | 2 | 0 |
| Forcible Fondling | 2 | 0 | Fraud - Credit Card/ATM | 3 | 1 | 0 | 0 |
| Incest | 0 | 0 | Fraud - Impersonation | 1 | 0 | 0 | 0 |
| Statutory Rape | 0 | 0 | Fraud - Welfare | 0 | 0 | 0 | 0 |
| Kidnapping/Abduction | 0 | 0 | Fraud - Wire | 2 | 0 | 0 | 0 |
| Commercial Sex Acts | 0 | 0 | Fraud - Identity Theft | 9 | 2 | 1 | 0 |
| Involuntary Servitude | 0 | 0 | Fraud - Computer Hacking/Invasion | 0 | 0 | 0 | 0 |
| Total | 70 | 43 | Robbery | 1 | 0 | 0 | 0 |
| | | | Theft - Pocket-picking | 0 | 0 | 0 | 0 |
| Group B Arrests | | | Theft - Purse Snatching | 0 | 0 | 0 | 0 |
| Offense | Adult | Juvenile | Theft - Shoplifting | 1 | 0 | 0 | 0 |
| Bad Checks | 7 | 0 | Theft From Building | 12 | 3 | 2 | 0 |
| Curfew/Vagrancy | 0 | 0 | Theft From Coin Machine | 0 | 0 | 0 | 0 |
| Disorderly Conduct | 0 | 0 | Theft From Motor Vehicle | 17 | 0 | 0 | 0 |
| DUI | 18 | 0 | Theft of Motor Vehicle Parts | 6 | 1 | 1 | 0 |
| Drunkenness | 0 | 0 | Theft - All Other Larceny | 37 | 9 | 8 | 1 |
| Family-Non Violent | 93 | 0 | Motor Vehicle Theft | 22 | 9 | 8 | 0 |
| Liquor Law Violations | 0 | 0 | Stolen Property Offenses | 2 | 1 | 0 | 0 |
| Peeping Tom | 0 | 0 | | | | | |
| Runaway | 0 | 0 | | | | | |
| Trespass | 0 | 0 | | | | | |
| All Other Offenses | 462 | 2 | | | | | |
| Total Group B | 580 | 2 | | | | | |

(*) Offenses are counted using the FBI Units of Count for Crime

(**) The 'Arrests' column shows arrests made for incidents during the selected period, regardless of arrest date. Arrest counts for the same period may change over time.

This report is valid as of May 06, 2019 and is subject to change

Haywood County Sheriff's Office - NIBRS Agency Crime Overview - 2018

| Crimes Against Society | | | | |
|------------------------------------|------------|------------|------------|----------|
| Animal Cruelty | 2 | 1 | 1 | 0 |
| Drug/Narcotic Violations | 31 | 28 | 24 | 0 |
| Drug/Narcotic Equipment Violations | 5 | 4 | 0 | 0 |
| Gambling - Betting/Wagering | 0 | 0 | 0 | 0 |
| Gambling - Operating/Promoting | 0 | 0 | 0 | 0 |
| Gambling - Equipment Violations | 0 | 0 | 0 | 0 |
| Gambling - Sports Tampering | 0 | 0 | 0 | 0 |
| Pornography/Obscene Material | 0 | 0 | 0 | 0 |
| Prostitution | 0 | 0 | 0 | 0 |
| Prostitution Assisting/Promoting | 0 | 0 | 0 | 0 |
| Purchasing Prostitution | 0 | 0 | 0 | 0 |
| Weapon Law Violations | 2 | 2 | 0 | 0 |
| Total Group A Offenses | 405 | 157 | 133 | 4 |

(*) Offenses are counted using the FBI Units of Count for Crime

(**) The 'Arrests' column shows arrests made for incidents during the selected period, regardless of arrest date. Arrest counts for the same period may change over time.

Henderson County Sheriff's Office - NIBRS Agency Crime Overview - 2018

| 2017 Population Estimate | N/A | Offenses (*) | | Arrests (**) | | | |
|---------------------------------------|-----------------|----------------------------------|-----------------------------------|--------------|----------|----|---|
| | | Reported | Cleared | Adult | Juvenile | | |
| Offense Overview | | Group A Offenses | | | | | |
| | | Crimes Against Persons | | | | | |
| Offense Total | 996 | Murder | 0 | 0 | 0 | 0 | |
| Number Cleared | 450 | Negligent Manslaughter | 0 | 0 | 0 | 0 | |
| Percent Cleared | 45.18 % | Negligent Vehicular Manslaughter | 0 | 0 | 0 | 0 | |
| Group A Crimes per 100,000 population | N/A | Kidnapping/Abduction | 1 | 1 | 1 | 0 | |
| | | Forcible Rape | 10 | 4 | 1 | 0 | |
| | | Forcible Sodomy | 2 | 1 | 0 | 0 | |
| | | Sexual Assault W/Object | 0 | 0 | 0 | 0 | |
| | | Forcible Fondling | 6 | 5 | 2 | 0 | |
| Arrest Overview | | Incest | 0 | 0 | 0 | 0 | |
| Total Arrests | 1,157 | Statutory Rape | 1 | 1 | 1 | 0 | |
| Adult Arrests | 1,133 | Aggravated Assault | 103 | 79 | 56 | 3 | |
| Juvenile Arrests | 24 | Simple Assault | 215 | 129 | 113 | 3 | |
| Unknown Age | 0 | Intimidation | 28 | 10 | 2 | 5 | |
| Arrests per 100,000 population | N/A | Stalking | 1 | 0 | 0 | 0 | |
| | | Commercial Sex Acts | 0 | 0 | 0 | 0 | |
| Average number offenses/incident | 1.28 | Involuntary Servitude | 0 | 0 | 0 | 0 | |
| Domestic Violence Victims | | Crimes Against Property | | | | | |
| Offense | Reported | Cleared | | | | | |
| Murder | 0 | 0 | Arson | 4 | 2 | 2 | 0 |
| Aggravated Assault | 50 | 43 | Bribery | 0 | 0 | 0 | 0 |
| Simple Assault | 152 | 110 | Burglary | 120 | 31 | 34 | 0 |
| Intimidation | 0 | 0 | Counterfeiting/Forgery | 20 | 20 | 18 | 0 |
| Stalking | 0 | 0 | Destruction/Damage/Vandalism | 110 | 20 | 7 | 1 |
| Forcible Rape | 0 | 0 | Embezzlement | 1 | 0 | 0 | 0 |
| Forcible Sodomy | 0 | 0 | Extortion/Blackmail | 0 | 0 | 0 | 0 |
| Sexual Assault W/Object | 0 | 0 | Fraud - False Pretenses | 3 | 2 | 2 | 0 |
| Forcible Fondling | 1 | 1 | Fraud - Credit Card/ATM | 12 | 1 | 0 | 0 |
| Incest | 0 | 0 | Fraud - Impersonation | 2 | 1 | 1 | 0 |
| Statutory Rape | 0 | 0 | Fraud - Welfare | 0 | 0 | 0 | 0 |
| Kidnapping/Abduction | 1 | 1 | Fraud - Wire | 1 | 1 | 0 | 0 |
| Commercial Sex Acts | 0 | 0 | Fraud - Identity Theft | 4 | 2 | 0 | 0 |
| Involuntary Servitude | 0 | 0 | Fraud - Computer Hacking/Invasion | 0 | 0 | 0 | 0 |
| Total | 204 | 155 | Robbery | 1 | 1 | 1 | 0 |
| | | | Theft - Pocket-picking | 1 | 0 | 0 | 0 |
| | | | Theft - Purse Snatching | 0 | 0 | 0 | 0 |
| | | | Theft - Shoplifting | 5 | 0 | 0 | 0 |
| Group B Arrests | | | Theft From Building | 57 | 8 | 7 | 0 |
| Offense | Adult | Juvenile | Theft From Coin Machine | 1 | 0 | 0 | 0 |
| Bad Checks | 29 | 0 | Theft From Motor Vehicle | 19 | 5 | 3 | 0 |
| Curfew/Vagrancy | 0 | 0 | Theft of Motor Vehicle Parts | 10 | 1 | 0 | 0 |
| Disorderly Conduct | 8 | 3 | Theft - All Other Larceny | 69 | 12 | 15 | 0 |
| DUI | 11 | 0 | Motor Vehicle Theft | 66 | 17 | 11 | 0 |
| Drunkenness | 19 | 0 | Stolen Property Offenses | 1 | 1 | 1 | 0 |
| Family-Non Violent | 151 | 0 | | | | | |
| Liquor Law Violations | 0 | 0 | | | | | |
| Peeping Tom | 0 | 0 | | | | | |
| Runaway | 0 | 0 | | | | | |
| Trespass | 6 | 0 | | | | | |
| All Other Offenses | 575 | 3 | | | | | |
| Total Group B | 799 | 6 | | | | | |

(*) Offenses are counted using the FBI Units of Count for Crime

(**) The 'Arrests' column shows arrests made for incidents during the selected period, regardless of arrest date. Arrest counts for the same period may change over time.

This report is valid as of May 06, 2019 and is subject to change

Henderson County Sheriff's Office - NIBRS Agency Crime Overview - 2018

| Crimes Against Society | | | | |
|------------------------------------|------------|------------|------------|-----------|
| Animal Cruelty | 4 | 1 | 1 | 0 |
| Drug/Narcotic Violations | 66 | 46 | 41 | 4 |
| Drug/Narcotic Equipment Violations | 37 | 35 | 10 | 2 |
| Gambling - Betting/Wagering | 0 | 0 | 0 | 0 |
| Gambling - Operating/Promoting | 0 | 0 | 0 | 0 |
| Gambling - Equipment Violations | 0 | 0 | 0 | 0 |
| Gambling - Sports Tampering | 0 | 0 | 0 | 0 |
| Pornography/Obscene Material | 3 | 1 | 0 | 0 |
| Prostitution | 0 | 0 | 0 | 0 |
| Prostitution Assisting/Promoting | 0 | 0 | 0 | 0 |
| Purchasing Prostitution | 0 | 0 | 0 | 0 |
| Weapon Law Violations | 12 | 12 | 4 | 0 |
| Total Group A Offenses | 996 | 450 | 334 | 18 |

(*) Offenses are counted using the FBI Units of Count for Crime

(**) The 'Arrests' column shows arrests made for incidents during the selected period, regardless of arrest date. Arrest counts for the same period may change over time.

Henry County Sheriff's Office - NIBRS Agency Crime Overview - 2018

| 2017 Population Estimate | N/A | Offenses (*) | | Arrests (**) | | | |
|---------------------------------------|-----------------|----------------------------------|-----------------------------------|--------------|----------|----|---|
| | | Reported | Cleared | Adult | Juvenile | | |
| Offense Overview | | Group A Offenses | | | | | |
| Crimes Against Persons | | Crimes Against Persons | | | | | |
| Offense Total | 913 | Murder | 0 | 0 | 0 | 0 | |
| Number Cleared | 416 | Negligent Manslaughter | 0 | 0 | 0 | 0 | |
| Percent Cleared | 45.56 % | Negligent Vehicular Manslaughter | 0 | 0 | 0 | 0 | |
| Group A Crimes per 100,000 population | N/A | Kidnapping/Abduction | 3 | 3 | 1 | 0 | |
| | | Forcible Rape | 5 | 3 | 3 | 0 | |
| | | Forcible Sodomy | 1 | 0 | 0 | 0 | |
| | | Sexual Assault W/Object | 0 | 0 | 0 | 0 | |
| Arrest Overview | | Forcible Fondling | 6 | 5 | 2 | 2 | |
| Total Arrests | 1,128 | Incest | 2 | 2 | 1 | 1 | |
| Adult Arrests | 1,101 | Statutory Rape | 1 | 0 | 0 | 0 | |
| Juvenile Arrests | 27 | Aggravated Assault | 48 | 43 | 36 | 1 | |
| Unknown Age | 0 | Simple Assault | 117 | 88 | 79 | 5 | |
| Arrests per 100,000 population | N/A | Intimidation | 63 | 19 | 13 | 5 | |
| | | Stalking | 4 | 1 | 1 | 0 | |
| | | Commercial Sex Acts | 0 | 0 | 0 | 0 | |
| Average number offenses/incident | 1.11 | Involuntary Servitude | 0 | 0 | 0 | 0 | |
| Domestic Violence Victims | | Crimes Against Property | | | | | |
| Offense | Reported | Cleared | | | | | |
| Murder | 0 | 0 | Arson | 5 | 5 | 6 | 0 |
| Aggravated Assault | 13 | 12 | Bribery | 0 | 0 | 0 | 0 |
| Simple Assault | 69 | 57 | Burglary | 102 | 14 | 19 | 2 |
| Intimidation | 16 | 7 | Counterfeiting/Forgery | 5 | 3 | 2 | 1 |
| Stalking | 0 | 0 | Destruction/Damage/Vandalism | 61 | 15 | 15 | 2 |
| Forcible Rape | 2 | 2 | Embezzlement | 1 | 1 | 1 | 0 |
| Forcible Sodomy | 0 | 0 | Extortion/Blackmail | 0 | 0 | 0 | 0 |
| Sexual Assault W/Object | 0 | 0 | Fraud - False Pretenses | 19 | 5 | 5 | 0 |
| Forcible Fondling | 3 | 3 | Fraud - Credit Card/ATM | 19 | 1 | 1 | 0 |
| Incest | 2 | 2 | Fraud - Impersonation | 19 | 2 | 2 | 0 |
| Statutory Rape | 0 | 0 | Fraud - Welfare | 2 | 0 | 0 | 0 |
| Kidnapping/Abduction | 0 | 0 | Fraud - Wire | 6 | 0 | 0 | 0 |
| Commercial Sex Acts | 0 | 0 | Fraud - Identity Theft | 0 | 0 | 0 | 0 |
| Involuntary Servitude | 0 | 0 | Fraud - Computer Hacking/Invasion | 0 | 0 | 0 | 0 |
| Total | 105 | 83 | Robbery | 1 | 1 | 1 | 0 |
| | | | Theft - Pocket-picking | 0 | 0 | 0 | 0 |
| Group B Arrests | | | Theft - Purse Snatching | 0 | 0 | 0 | 0 |
| Offense | Adult | Juvenile | Theft - Shoplifting | 1 | 1 | 1 | 0 |
| Bad Checks | 12 | 0 | Theft From Building | 69 | 13 | 15 | 0 |
| Curfew/Vagrancy | 0 | 0 | Theft From Coin Machine | 0 | 0 | 0 | 0 |
| Disorderly Conduct | 8 | 4 | Theft From Motor Vehicle | 33 | 2 | 2 | 0 |
| DUI | 15 | 0 | Theft of Motor Vehicle Parts | 17 | 2 | 2 | 0 |
| Drunkenness | 28 | 0 | Theft - All Other Larceny | 102 | 16 | 15 | 1 |
| Family-Non Violent | 1 | 0 | Motor Vehicle Theft | 41 | 13 | 13 | 0 |
| Liquor Law Violations | 2 | 0 | Stolen Property Offenses | 0 | 0 | 0 | 0 |
| Peeping Tom | 0 | 0 | | | | | |
| Runaway | 0 | 0 | | | | | |
| Trespass | 14 | 0 | | | | | |
| All Other Offenses | 653 | 0 | | | | | |
| Total Group B | 733 | 4 | | | | | |

(*) Offenses are counted using the FBI Units of Count for Crime

(**) The 'Arrests' column shows arrests made for incidents during the selected period, regardless of arrest date. Arrest counts for the same period may change over time.

This report is valid as of May 06, 2019 and is subject to change

Henry County Sheriff's Office - NIBRS Agency Crime Overview - 2018

| Crimes Against Society | | | | |
|------------------------------------|------------|------------|------------|-----------|
| Animal Cruelty | 1 | 1 | 2 | 0 |
| Drug/Narcotic Violations | 81 | 80 | 92 | 3 |
| Drug/Narcotic Equipment Violations | 69 | 68 | 35 | 0 |
| Gambling - Betting/Wagering | 0 | 0 | 0 | 0 |
| Gambling - Operating/Promoting | 0 | 0 | 0 | 0 |
| Gambling - Equipment Violations | 0 | 0 | 0 | 0 |
| Gambling - Sports Tampering | 0 | 0 | 0 | 0 |
| Pornography/Obscene Material | 1 | 1 | 1 | 0 |
| Prostitution | 0 | 0 | 0 | 0 |
| Prostitution Assisting/Promoting | 0 | 0 | 0 | 0 |
| Purchasing Prostitution | 0 | 0 | 0 | 0 |
| Weapon Law Violations | 8 | 8 | 2 | 0 |
| Total Group A Offenses | 913 | 416 | 368 | 23 |

(*) Offenses are counted using the FBI Units of Count for Crime

(**) The 'Arrests' column shows arrests made for incidents during the selected period, regardless of arrest date. Arrest counts for the same period may change over time.

Hickman County Sheriff's Office - NIBRS Agency Crime Overview - 2018

| 2017 Population Estimate | N/A | Offenses (*) | | Arrests (**) | | | |
|---------------------------------------|-----------------|----------------------------------|-----------------------------------|--------------|----------|----|---|
| | | Reported | Cleared | Adult | Juvenile | | |
| Offense Overview | | Group A Offenses | | | | | |
| Crimes Against Persons | | | | | | | |
| Offense Total | 1,006 | Murder | 3 | 1 | 1 | 0 | |
| Number Cleared | 477 | Negligent Manslaughter | 0 | 0 | 0 | 0 | |
| Percent Cleared | 47.42 % | Negligent Vehicular Manslaughter | 0 | 0 | 0 | 0 | |
| Group A Crimes per 100,000 population | N/A | Kidnapping/Abduction | 1 | 0 | 0 | 0 | |
| | | Forcible Rape | 13 | 6 | 3 | 0 | |
| | | Forcible Sodomy | 0 | 0 | 0 | 0 | |
| | | Sexual Assault W/Object | 0 | 0 | 0 | 0 | |
| Arrest Overview | | Forcible Fondling | 7 | 0 | 0 | 0 | |
| Total Arrests | 1,092 | Incest | 1 | 0 | 0 | 0 | |
| Adult Arrests | 1,075 | Statutory Rape | 1 | 0 | 0 | 0 | |
| Juvenile Arrests | 17 | Aggravated Assault | 74 | 57 | 40 | 0 | |
| Unknown Age | 0 | Simple Assault | 181 | 131 | 116 | 3 | |
| Arrests per 100,000 population | N/A | Intimidation | 78 | 20 | 12 | 1 | |
| | | Stalking | 5 | 4 | 4 | 0 | |
| | | Commercial Sex Acts | 0 | 0 | 0 | 0 | |
| Average number offenses/incident | 1.14 | Involuntary Servitude | 0 | 0 | 0 | 0 | |
| Domestic Violence Victims | | Crimes Against Property | | | | | |
| Offense | Reported | Cleared | | | | | |
| Murder | 1 | 1 | Arson | 3 | 0 | 0 | 0 |
| Aggravated Assault | 35 | 31 | Bribery | 0 | 0 | 0 | 0 |
| Simple Assault | 132 | 102 | Burglary | 60 | 18 | 13 | 0 |
| Intimidation | 56 | 15 | Counterfeiting/Forgery | 15 | 7 | 4 | 0 |
| Stalking | 4 | 3 | Destruction/Damage/Vandalism | 115 | 22 | 8 | 1 |
| Forcible Rape | 9 | 5 | Embezzlement | 1 | 0 | 0 | 0 |
| Forcible Sodomy | 0 | 0 | Extortion/Blackmail | 1 | 0 | 0 | 0 |
| Sexual Assault W/Object | 0 | 0 | Fraud - False Pretenses | 18 | 1 | 1 | 0 |
| Forcible Fondling | 5 | 0 | Fraud - Credit Card/ATM | 14 | 2 | 1 | 0 |
| Incest | 1 | 0 | Fraud - Impersonation | 1 | 0 | 0 | 0 |
| Statutory Rape | 1 | 0 | Fraud - Welfare | 0 | 0 | 0 | 0 |
| Kidnapping/Abduction | 0 | 0 | Fraud - Wire | 2 | 0 | 0 | 0 |
| Commercial Sex Acts | 0 | 0 | Fraud - Identity Theft | 0 | 0 | 0 | 0 |
| Involuntary Servitude | 0 | 0 | Fraud - Computer Hacking/Invasion | 0 | 0 | 0 | 0 |
| Total | 244 | 157 | Robbery | 3 | 3 | 2 | 0 |
| | | | Theft - Pocket-picking | 2 | 0 | 0 | 0 |
| Group B Arrests | | | Theft - Purse Snatching | 0 | 0 | 0 | 0 |
| Offense | Adult | Juvenile | Theft - Shoplifting | 5 | 3 | 2 | 0 |
| Bad Checks | 5 | 0 | Theft From Building | 44 | 4 | 3 | 0 |
| Curfew/Vagrancy | 0 | 0 | Theft From Coin Machine | 0 | 0 | 0 | 0 |
| Disorderly Conduct | 11 | 2 | Theft From Motor Vehicle | 25 | 3 | 3 | 0 |
| DUI | 18 | 0 | Theft of Motor Vehicle Parts | 7 | 0 | 0 | 0 |
| Drunkenness | 7 | 0 | Theft - All Other Larceny | 112 | 34 | 23 | 0 |
| Family-Non Violent | 65 | 0 | Motor Vehicle Theft | 64 | 31 | 22 | 0 |
| Liquor Law Violations | 1 | 0 | Stolen Property Offenses | 2 | 2 | 2 | 0 |
| Peeping Tom | 0 | 0 | | | | | |
| Runaway | 0 | 0 | | | | | |
| Trespass | 13 | 0 | | | | | |
| All Other Offenses | 574 | 7 | | | | | |
| Total Group B | 694 | 9 | | | | | |

(*) Offenses are counted using the FBI Units of Count for Crime

(**) The 'Arrests' column shows arrests made for incidents during the selected period, regardless of arrest date. Arrest counts for the same period may change over time.

This report is valid as of May 06, 2019 and is subject to change

Hickman County Sheriff's Office - NIBRS Agency Crime Overview - 2018

| Crimes Against Society | | | | |
|------------------------------------|--------------|------------|------------|----------|
| Animal Cruelty | 3 | 1 | 1 | 0 |
| Drug/Narcotic Violations | 89 | 76 | 86 | 3 |
| Drug/Narcotic Equipment Violations | 47 | 42 | 30 | 0 |
| Gambling - Betting/Wagering | 0 | 0 | 0 | 0 |
| Gambling - Operating/Promoting | 0 | 0 | 0 | 0 |
| Gambling - Equipment Violations | 0 | 0 | 0 | 0 |
| Gambling - Sports Tampering | 0 | 0 | 0 | 0 |
| Pornography/Obscene Material | 1 | 1 | 0 | 0 |
| Prostitution | 0 | 0 | 0 | 0 |
| Prostitution Assisting/Promoting | 0 | 0 | 0 | 0 |
| Purchasing Prostitution | 0 | 0 | 0 | 0 |
| Weapon Law Violations | 8 | 8 | 4 | 0 |
| Total Group A Offenses | 1,006 | 477 | 381 | 8 |

(*) Offenses are counted using the FBI Units of Count for Crime

(**) The 'Arrests' column shows arrests made for incidents during the selected period, regardless of arrest date. Arrest counts for the same period may change over time.

Houston County Sheriff's Office - NIBRS Agency Crime Overview - 2018

| 2017 Population Estimate | N/A | Offenses (*) | | Arrests (**) | | | |
|---------------------------------------|-----------------|----------------------------------|-----------------------------------|--------------|----------|---|---|
| | | Reported | Cleared | Adult | Juvenile | | |
| Offense Overview | | Group A Offenses | | | | | |
| Crimes Against Persons | | | | | | | |
| Offense Total | 251 | Murder | 0 | 0 | 0 | 0 | |
| Number Cleared | 99 | Negligent Manslaughter | 0 | 0 | 0 | 0 | |
| Percent Cleared | 39.44 % | Negligent Vehicular Manslaughter | 0 | 0 | 0 | 0 | |
| Group A Crimes per 100,000 population | N/A | Kidnapping/Abduction | 0 | 0 | 0 | 0 | |
| | | Forcible Rape | 0 | 0 | 0 | 0 | |
| | | Forcible Sodomy | 0 | 0 | 0 | 0 | |
| | | Sexual Assault W/Object | 0 | 0 | 0 | 0 | |
| Arrest Overview | | Forcible Fondling | 6 | 2 | 2 | 0 | |
| Total Arrests | 258 | Incest | 2 | 2 | 1 | 0 | |
| Adult Arrests | 258 | Statutory Rape | 0 | 0 | 0 | 0 | |
| Juvenile Arrests | 0 | Aggravated Assault | 16 | 13 | 13 | 0 | |
| Unknown Age | 0 | Simple Assault | 50 | 36 | 35 | 0 | |
| Arrests per 100,000 population | N/A | Intimidation | 27 | 8 | 7 | 0 | |
| | | Stalking | 0 | 0 | 0 | 0 | |
| | | Commercial Sex Acts | 0 | 0 | 0 | 0 | |
| Average number offenses/incident | 1.15 | Involuntary Servitude | 0 | 0 | 0 | 0 | |
| Domestic Violence Victims | | Crimes Against Property | | | | | |
| Offense | Reported | Cleared | | | | | |
| Murder | 0 | 0 | Arson | 0 | 0 | 0 | 0 |
| Aggravated Assault | 11 | 10 | Bribery | 0 | 0 | 0 | 0 |
| Simple Assault | 35 | 27 | Burglary | 22 | 3 | 5 | 0 |
| Intimidation | 12 | 4 | Counterfeiting/Forgery | 5 | 1 | 0 | 0 |
| Stalking | 0 | 0 | Destruction/Damage/Vandalism | 31 | 6 | 3 | 0 |
| Forcible Rape | 0 | 0 | Embezzlement | 0 | 0 | 0 | 0 |
| Forcible Sodomy | 0 | 0 | Extortion/Blackmail | 0 | 0 | 0 | 0 |
| Sexual Assault W/Object | 0 | 0 | Fraud - False Pretenses | 5 | 1 | 1 | 0 |
| Forcible Fondling | 2 | 2 | Fraud - Credit Card/ATM | 3 | 1 | 1 | 0 |
| Incest | 2 | 2 | Fraud - Impersonation | 0 | 0 | 0 | 0 |
| Statutory Rape | 0 | 0 | Fraud - Welfare | 0 | 0 | 0 | 0 |
| Kidnapping/Abduction | 0 | 0 | Fraud - Wire | 0 | 0 | 0 | 0 |
| Commercial Sex Acts | 0 | 0 | Fraud - Identity Theft | 0 | 0 | 0 | 0 |
| Involuntary Servitude | 0 | 0 | Fraud - Computer Hacking/Invasion | 0 | 0 | 0 | 0 |
| Total | 62 | 45 | Robbery | 0 | 0 | 0 | 0 |
| | | | Theft - Pocket-picking | 0 | 0 | 0 | 0 |
| | | | Theft - Purse Snatching | 0 | 0 | 0 | 0 |
| | | | Theft - Shoplifting | 0 | 0 | 0 | 0 |
| Group B Arrests | | | Theft From Building | 3 | 0 | 0 | 0 |
| Offense | Adult | Juvenile | Theft From Coin Machine | 0 | 0 | 0 | 0 |
| Bad Checks | 3 | 0 | Theft From Motor Vehicle | 10 | 0 | 0 | 0 |
| Curfew/Vagrancy | 0 | 0 | Theft of Motor Vehicle Parts | 3 | 1 | 1 | 0 |
| Disorderly Conduct | 3 | 0 | Theft - All Other Larceny | 36 | 4 | 3 | 0 |
| DUI | 7 | 0 | Motor Vehicle Theft | 12 | 2 | 3 | 0 |
| Drunkenness | 4 | 0 | Stolen Property Offenses | 0 | 0 | 0 | 0 |
| Family-Non Violent | 1 | 0 | | | | | |
| Liquor Law Violations | 0 | 0 | | | | | |
| Peeping Tom | 0 | 0 | | | | | |
| Runaway | 0 | 0 | | | | | |
| Trespass | 3 | 0 | | | | | |
| All Other Offenses | 144 | 0 | | | | | |
| Total Group B | 165 | 0 | | | | | |

(*) Offenses are counted using the FBI Units of Count for Crime

(**) The 'Arrests' column shows arrests made for incidents during the selected period, regardless of arrest date. Arrest counts for the same period may change over time.

This report is valid as of May 06, 2019 and is subject to change

Houston County Sheriff's Office - NIBRS Agency Crime Overview - 2018

| Crimes Against Society | | | | |
|------------------------------------|------------|-----------|-----------|----------|
| Animal Cruelty | 1 | 1 | 0 | 0 |
| Drug/Narcotic Violations | 11 | 10 | 8 | 0 |
| Drug/Narcotic Equipment Violations | 8 | 8 | 10 | 0 |
| Gambling - Betting/Wagering | 0 | 0 | 0 | 0 |
| Gambling - Operating/Promoting | 0 | 0 | 0 | 0 |
| Gambling - Equipment Violations | 0 | 0 | 0 | 0 |
| Gambling - Sports Tampering | 0 | 0 | 0 | 0 |
| Pornography/Obscene Material | 0 | 0 | 0 | 0 |
| Prostitution | 0 | 0 | 0 | 0 |
| Prostitution Assisting/Promoting | 0 | 0 | 0 | 0 |
| Purchasing Prostitution | 0 | 0 | 0 | 0 |
| Weapon Law Violations | 0 | 0 | 0 | 0 |
| Total Group A Offenses | 251 | 99 | 93 | 0 |

(*) Offenses are counted using the FBI Units of Count for Crime

(**) The 'Arrests' column shows arrests made for incidents during the selected period, regardless of arrest date. Arrest counts for the same period may change over time.

Humphreys County Sheriff's Office - NIBRS Agency Crime Overview - 2018

| 2017 Population Estimate | N/A | Offenses (*) | | Arrests (**) | | | |
|---------------------------------------|-----------------|----------------------------------|-----------------------------------|--------------|----------|---|---|
| | | Reported | Cleared | Adult | Juvenile | | |
| Offense Overview | | Group A Offenses | | | | | |
| Crimes Against Persons | | | | | | | |
| Offense Total | 556 | Murder | 1 | 1 | 1 | 0 | |
| Number Cleared | 210 | Negligent Manslaughter | 0 | 0 | 0 | 0 | |
| Percent Cleared | 37.77 % | Negligent Vehicular Manslaughter | 0 | 0 | 0 | 0 | |
| Group A Crimes per 100,000 population | N/A | Kidnapping/Abduction | 0 | 0 | 0 | 0 | |
| | | Forcible Rape | 4 | 0 | 0 | 0 | |
| | | Forcible Sodomy | 1 | 0 | 0 | 0 | |
| | | Sexual Assault W/Object | 0 | 0 | 0 | 0 | |
| Arrest Overview | | Forcible Fondling | 9 | 3 | 1 | 1 | |
| Total Arrests | 231 | Incest | 0 | 0 | 0 | 0 | |
| Adult Arrests | 213 | Statutory Rape | 0 | 0 | 0 | 0 | |
| Juvenile Arrests | 18 | Aggravated Assault | 40 | 23 | 22 | 0 | |
| Unknown Age | 0 | Simple Assault | 77 | 52 | 40 | 5 | |
| Arrests per 100,000 population | N/A | Intimidation | 7 | 3 | 2 | 0 | |
| | | Stalking | 0 | 0 | 0 | 0 | |
| | | Commercial Sex Acts | 0 | 0 | 0 | 0 | |
| Average number offenses/incident | 1.26 | Involuntary Servitude | 0 | 0 | 0 | 0 | |
| Domestic Violence Victims | | Crimes Against Property | | | | | |
| Offense | Reported | Cleared | | | | | |
| Murder | 0 | 0 | Arson | 2 | 1 | 1 | 0 |
| Aggravated Assault | 23 | 14 | Bribery | 0 | 0 | 0 | 0 |
| Simple Assault | 62 | 44 | Burglary | 62 | 9 | 6 | 4 |
| Intimidation | 4 | 2 | Counterfeiting/Forgery | 8 | 1 | 1 | 0 |
| Stalking | 0 | 0 | Destruction/Damage/Vandalism | 48 | 5 | 2 | 0 |
| Forcible Rape | 2 | 0 | Embezzlement | 0 | 0 | 0 | 0 |
| Forcible Sodomy | 1 | 0 | Extortion/Blackmail | 0 | 0 | 0 | 0 |
| Sexual Assault W/Object | 0 | 0 | Fraud - False Pretenses | 6 | 0 | 0 | 0 |
| Forcible Fondling | 4 | 2 | Fraud - Credit Card/ATM | 7 | 2 | 3 | 0 |
| Incest | 0 | 0 | Fraud - Impersonation | 4 | 2 | 1 | 0 |
| Statutory Rape | 0 | 0 | Fraud - Welfare | 0 | 0 | 0 | 0 |
| Kidnapping/Abduction | 0 | 0 | Fraud - Wire | 0 | 0 | 0 | 0 |
| Commercial Sex Acts | 0 | 0 | Fraud - Identity Theft | 0 | 0 | 0 | 0 |
| Involuntary Servitude | 0 | 0 | Fraud - Computer Hacking/Invasion | 0 | 0 | 0 | 0 |
| Total | 96 | 62 | Robbery | 0 | 0 | 0 | 0 |
| | | | Theft - Pocket-picking | 0 | 0 | 0 | 0 |
| Group B Arrests | | | Theft - Purse Snatching | 1 | 0 | 0 | 0 |
| Offense | Adult | Juvenile | Theft - Shoplifting | 1 | 0 | 0 | 0 |
| Bad Checks | 0 | 0 | Theft From Building | 10 | 0 | 0 | 0 |
| Curfew/Vagrancy | 0 | 0 | Theft From Coin Machine | 0 | 0 | 0 | 0 |
| Disorderly Conduct | 3 | 0 | Theft From Motor Vehicle | 16 | 2 | 0 | 1 |
| DUI | 8 | 0 | Theft of Motor Vehicle Parts | 5 | 0 | 0 | 0 |
| Drunkenness | 7 | 0 | Theft - All Other Larceny | 45 | 5 | 5 | 0 |
| Family-Non Violent | 2 | 0 | Motor Vehicle Theft | 25 | 1 | 1 | 0 |
| Liquor Law Violations | 1 | 0 | Stolen Property Offenses | 0 | 0 | 0 | 0 |
| Peeping Tom | 0 | 0 | | | | | |
| Runaway | 0 | 0 | | | | | |
| Trespass | 0 | 0 | | | | | |
| All Other Offenses | 37 | 4 | | | | | |
| Total Group B | 58 | 4 | | | | | |

(*) Offenses are counted using the FBI Units of Count for Crime

(**) The 'Arrests' column shows arrests made for incidents during the selected period, regardless of arrest date. Arrest counts for the same period may change over time.

This report is valid as of May 06, 2019 and is subject to change

Humphreys County Sheriff's Office - NIBRS Agency Crime Overview - 2018

| Crimes Against Society | | | | |
|------------------------------------|------------|------------|------------|-----------|
| Animal Cruelty | 6 | 1 | 1 | 0 |
| Drug/Narcotic Violations | 87 | 48 | 47 | 2 |
| Drug/Narcotic Equipment Violations | 72 | 44 | 21 | 1 |
| Gambling - Betting/Wagering | 0 | 0 | 0 | 0 |
| Gambling - Operating/Promoting | 0 | 0 | 0 | 0 |
| Gambling - Equipment Violations | 0 | 0 | 0 | 0 |
| Gambling - Sports Tampering | 0 | 0 | 0 | 0 |
| Pornography/Obscene Material | 3 | 2 | 0 | 0 |
| Prostitution | 0 | 0 | 0 | 0 |
| Prostitution Assisting/Promoting | 0 | 0 | 0 | 0 |
| Purchasing Prostitution | 0 | 0 | 0 | 0 |
| Weapon Law Violations | 9 | 5 | 0 | 0 |
| Total Group A Offenses | 556 | 210 | 155 | 14 |

(*) Offenses are counted using the FBI Units of Count for Crime

(**) The 'Arrests' column shows arrests made for incidents during the selected period, regardless of arrest date. Arrest counts for the same period may change over time.

Jackson County Sheriff's Office - NIBRS Agency Crime Overview - 2018

| 2017 Population Estimate | N/A | Offenses (*) | | Arrests (**) | | | |
|---------------------------------------|-----------------|----------------------------------|-----------------------------------|--------------|----------|----|---|
| | | Reported | Cleared | Adult | Juvenile | | |
| Offense Overview | | Group A Offenses | | | | | |
| Crimes Against Persons | | | | | | | |
| Offense Total | 318 | Murder | 4 | 3 | 2 | 0 | |
| Number Cleared | 203 | Negligent Manslaughter | 0 | 0 | 0 | 0 | |
| Percent Cleared | 63.84 % | Negligent Vehicular Manslaughter | 0 | 0 | 0 | 0 | |
| Group A Crimes per 100,000 population | N/A | Kidnapping/Abduction | 3 | 3 | 5 | 0 | |
| | | Forcible Rape | 2 | 2 | 2 | 0 | |
| | | Forcible Sodomy | 0 | 0 | 0 | 0 | |
| | | Sexual Assault W/Object | 1 | 1 | 0 | 0 | |
| Arrest Overview | | Forcible Fondling | 1 | 0 | 0 | 0 | |
| Total Arrests | 394 | Incest | 0 | 0 | 0 | 0 | |
| Adult Arrests | 393 | Statutory Rape | 1 | 1 | 0 | 0 | |
| Juvenile Arrests | 1 | Aggravated Assault | 29 | 26 | 18 | 0 | |
| Unknown Age | 0 | Simple Assault | 45 | 35 | 33 | 0 | |
| Arrests per 100,000 population | N/A | Intimidation | 2 | 1 | 1 | 0 | |
| | | Stalking | 2 | 0 | 0 | 0 | |
| | | Commercial Sex Acts | 0 | 0 | 0 | 0 | |
| Average number offenses/incident | 1.31 | Involuntary Servitude | 0 | 0 | 0 | 0 | |
| Domestic Violence Victims | | Crimes Against Property | | | | | |
| Offense | Reported | Cleared | | | | | |
| Murder | 1 | 1 | Arson | 1 | 1 | 0 | 0 |
| Aggravated Assault | 14 | 13 | Bribery | 0 | 0 | 0 | 0 |
| Simple Assault | 33 | 30 | Burglary | 25 | 9 | 13 | 0 |
| Intimidation | 0 | 0 | Counterfeiting/Forgery | 4 | 0 | 0 | 0 |
| Stalking | 0 | 0 | Destruction/Damage/Vandalism | 17 | 5 | 1 | 0 |
| Forcible Rape | 0 | 0 | Embezzlement | 0 | 0 | 0 | 0 |
| Forcible Sodomy | 0 | 0 | Extortion/Blackmail | 1 | 0 | 0 | 0 |
| Sexual Assault W/Object | 1 | 1 | Fraud - False Pretenses | 1 | 0 | 0 | 0 |
| Forcible Fondling | 0 | 0 | Fraud - Credit Card/ATM | 1 | 0 | 0 | 0 |
| Incest | 0 | 0 | Fraud - Impersonation | 2 | 1 | 1 | 0 |
| Statutory Rape | 0 | 0 | Fraud - Welfare | 0 | 0 | 0 | 0 |
| Kidnapping/Abduction | 1 | 1 | Fraud - Wire | 0 | 0 | 0 | 0 |
| Commercial Sex Acts | 0 | 0 | Fraud - Identity Theft | 0 | 0 | 0 | 0 |
| Involuntary Servitude | 0 | 0 | Fraud - Computer Hacking/Invasion | 0 | 0 | 0 | 0 |
| Total | 50 | 46 | Robbery | 0 | 0 | 0 | 0 |
| | | | Theft - Pocket-picking | 0 | 0 | 0 | 0 |
| Group B Arrests | | | Theft - Purse Snatching | 0 | 0 | 0 | 0 |
| Offense | Adult | Juvenile | Theft - Shoplifting | 8 | 3 | 3 | 0 |
| Bad Checks | 1 | 0 | Theft From Building | 22 | 6 | 2 | 0 |
| Curfew/Vagrancy | 0 | 0 | Theft From Coin Machine | 0 | 0 | 0 | 0 |
| Disorderly Conduct | 1 | 0 | Theft From Motor Vehicle | 7 | 1 | 3 | 0 |
| DUI | 27 | 0 | Theft of Motor Vehicle Parts | 3 | 2 | 1 | 0 |
| Drunkenness | 15 | 0 | Theft - All Other Larceny | 21 | 3 | 5 | 0 |
| Family-Non Violent | 1 | 0 | Motor Vehicle Theft | 21 | 11 | 4 | 1 |
| Liquor Law Violations | 0 | 0 | Stolen Property Offenses | 1 | 0 | 0 | 0 |
| Peeping Tom | 0 | 0 | | | | | |
| Runaway | 0 | 0 | | | | | |
| Trespass | 4 | 0 | | | | | |
| All Other Offenses | 199 | 0 | | | | | |
| Total Group B | 248 | 0 | | | | | |

(*) Offenses are counted using the FBI Units of Count for Crime

(**) The 'Arrests' column shows arrests made for incidents during the selected period, regardless of arrest date. Arrest counts for the same period may change over time.

This report is valid as of May 06, 2019 and is subject to change

Jackson County Sheriff's Office - NIBRS Agency Crime Overview - 2018

| Crimes Against Society | | | | |
|------------------------------------|------------|------------|------------|----------|
| Animal Cruelty | 1 | 0 | 0 | 0 |
| Drug/Narcotic Violations | 47 | 45 | 42 | 0 |
| Drug/Narcotic Equipment Violations | 43 | 42 | 9 | 0 |
| Gambling - Betting/Wagering | 0 | 0 | 0 | 0 |
| Gambling - Operating/Promoting | 0 | 0 | 0 | 0 |
| Gambling - Equipment Violations | 0 | 0 | 0 | 0 |
| Gambling - Sports Tampering | 0 | 0 | 0 | 0 |
| Pornography/Obscene Material | 0 | 0 | 0 | 0 |
| Prostitution | 0 | 0 | 0 | 0 |
| Prostitution Assisting/Promoting | 0 | 0 | 0 | 0 |
| Purchasing Prostitution | 0 | 0 | 0 | 0 |
| Weapon Law Violations | 2 | 2 | 0 | 0 |
| Total Group A Offenses | 318 | 203 | 145 | 1 |

(*) Offenses are counted using the FBI Units of Count for Crime

(**) The 'Arrests' column shows arrests made for incidents during the selected period, regardless of arrest date. Arrest counts for the same period may change over time.

Johnson County Sheriff's Office - NIBRS Agency Crime Overview - 2018

| 2017 Population Estimate | N/A | Offenses (*) | | Arrests (**) | | | |
|---------------------------------------|-----------------|----------------------------------|-----------------------------------|--------------|----------|----|---|
| | | Reported | Cleared | Adult | Juvenile | | |
| Offense Overview | | Group A Offenses | | | | | |
| Crimes Against Persons | | | | | | | |
| Offense Total | 706 | Murder | 1 | 1 | 2 | 0 | |
| Number Cleared | 423 | Negligent Manslaughter | 0 | 0 | 0 | 0 | |
| Percent Cleared | 59.92 % | Negligent Vehicular Manslaughter | 0 | 0 | 0 | 0 | |
| Group A Crimes per 100,000 population | N/A | Kidnapping/Abduction | 12 | 12 | 10 | 0 | |
| | | Forcible Rape | 8 | 4 | 3 | 0 | |
| | | Forcible Sodomy | 0 | 0 | 0 | 0 | |
| | | Sexual Assault W/Object | 0 | 0 | 0 | 0 | |
| Arrest Overview | | Forcible Fondling | 0 | 0 | 0 | 0 | |
| Total Arrests | 913 | Incest | 0 | 0 | 0 | 0 | |
| Adult Arrests | 912 | Statutory Rape | 2 | 1 | 1 | 0 | |
| Juvenile Arrests | 1 | Aggravated Assault | 43 | 40 | 34 | 0 | |
| Unknown Age | 0 | Simple Assault | 84 | 70 | 52 | 0 | |
| Arrests per 100,000 population | N/A | Intimidation | 39 | 13 | 10 | 0 | |
| | | Stalking | 0 | 0 | 0 | 0 | |
| | | Commercial Sex Acts | 0 | 0 | 0 | 0 | |
| Average number offenses/incident | 1.27 | Involuntary Servitude | 0 | 0 | 0 | 0 | |
| Domestic Violence Victims | | Crimes Against Property | | | | | |
| Offense | Reported | Cleared | | | | | |
| Murder | 0 | 0 | Arson | 0 | 0 | 0 | 0 |
| Aggravated Assault | 8 | 8 | Bribery | 0 | 0 | 0 | 0 |
| Simple Assault | 16 | 14 | Burglary | 52 | 17 | 11 | 0 |
| Intimidation | 4 | 4 | Counterfeiting/Forgery | 4 | 1 | 1 | 0 |
| Stalking | 0 | 0 | Destruction/Damage/Vandalism | 64 | 21 | 13 | 0 |
| Forcible Rape | 0 | 0 | Embezzlement | 0 | 0 | 0 | 0 |
| Forcible Sodomy | 0 | 0 | Extortion/Blackmail | 1 | 0 | 0 | 0 |
| Sexual Assault W/Object | 0 | 0 | Fraud - False Pretenses | 2 | 1 | 0 | 0 |
| Forcible Fondling | 0 | 0 | Fraud - Credit Card/ATM | 6 | 1 | 0 | 0 |
| Incest | 0 | 0 | Fraud - Impersonation | 3 | 2 | 3 | 0 |
| Statutory Rape | 0 | 0 | Fraud - Welfare | 0 | 0 | 0 | 0 |
| Kidnapping/Abduction | 1 | 1 | Fraud - Wire | 0 | 0 | 0 | 0 |
| Commercial Sex Acts | 0 | 0 | Fraud - Identity Theft | 1 | 0 | 0 | 0 |
| Involuntary Servitude | 0 | 0 | Fraud - Computer Hacking/Invasion | 0 | 0 | 0 | 0 |
| Total | 29 | 27 | Robbery | 1 | 1 | 0 | 0 |
| | | | Theft - Pocket-picking | 0 | 0 | 0 | 0 |
| Group B Arrests | | | Theft - Purse Snatching | 0 | 0 | 0 | 0 |
| Offense | Adult | Juvenile | Theft - Shoplifting | 0 | 0 | 0 | 0 |
| Bad Checks | 1 | 0 | Theft From Building | 18 | 4 | 4 | 0 |
| Curfew/Vagrancy | 0 | 0 | Theft From Coin Machine | 0 | 0 | 0 | 0 |
| Disorderly Conduct | 1 | 0 | Theft From Motor Vehicle | 18 | 5 | 3 | 0 |
| DUI | 38 | 0 | Theft of Motor Vehicle Parts | 6 | 2 | 3 | 0 |
| Drunkenness | 39 | 0 | Theft - All Other Larceny | 85 | 16 | 13 | 0 |
| Family-Non Violent | 31 | 0 | Motor Vehicle Theft | 34 | 6 | 5 | 0 |
| Liquor Law Violations | 1 | 0 | Stolen Property Offenses | 6 | 4 | 2 | 0 |
| Peeping Tom | 0 | 0 | | | | | |
| Runaway | 0 | 0 | | | | | |
| Trespass | 11 | 0 | | | | | |
| All Other Offenses | 485 | 0 | | | | | |
| Total Group B | 607 | 0 | | | | | |

(*) Offenses are counted using the FBI Units of Count for Crime

(**) The 'Arrests' column shows arrests made for incidents during the selected period, regardless of arrest date. Arrest counts for the same period may change over time.

This report is valid as of May 06, 2019 and is subject to change

Johnson County Sheriff's Office - NIBRS Agency Crime Overview - 2018

| Crimes Against Society | | | | |
|------------------------------------|------------|------------|------------|----------|
| Animal Cruelty | 3 | 2 | 2 | 0 |
| Drug/Narcotic Violations | 108 | 98 | 104 | 1 |
| Drug/Narcotic Equipment Violations | 82 | 82 | 27 | 0 |
| Gambling - Betting/Wagering | 0 | 0 | 0 | 0 |
| Gambling - Operating/Promoting | 0 | 0 | 0 | 0 |
| Gambling - Equipment Violations | 0 | 0 | 0 | 0 |
| Gambling - Sports Tampering | 0 | 0 | 0 | 0 |
| Pornography/Obscene Material | 2 | 0 | 0 | 0 |
| Prostitution | 0 | 0 | 0 | 0 |
| Prostitution Assisting/Promoting | 0 | 0 | 0 | 0 |
| Purchasing Prostitution | 0 | 0 | 0 | 0 |
| Weapon Law Violations | 21 | 19 | 2 | 0 |
| Total Group A Offenses | 706 | 423 | 305 | 1 |

(*) Offenses are counted using the FBI Units of Count for Crime

(**) The 'Arrests' column shows arrests made for incidents during the selected period, regardless of arrest date. Arrest counts for the same period may change over time.

Knox County Sheriff's Office - NIBRS Agency Crime Overview - 2018

| 2017 Population Estimate | N/A | Offenses (*) | | Arrests (**) | | | |
|---------------------------------------|-----------------|----------------------------------|-----------------------------------|--------------|----------|-----|----|
| | | Reported | Cleared | Adult | Juvenile | | |
| Offense Overview | | Group A Offenses | | | | | |
| Crimes Against Persons | | Crimes Against Persons | | | | | |
| Offense Total | 9,617 | Murder | 7 | 6 | 5 | 0 | |
| Number Cleared | 5,013 | Negligent Manslaughter | 0 | 0 | 0 | 0 | |
| Percent Cleared | 52.13 % | Negligent Vehicular Manslaughter | 0 | 0 | 0 | 0 | |
| Group A Crimes per 100,000 population | N/A | Kidnapping/Abduction | 8 | 3 | 2 | 0 | |
| | | Forcible Rape | 45 | 16 | 3 | 0 | |
| | | Forcible Sodomy | 20 | 10 | 0 | 1 | |
| | | Sexual Assault W/Object | 5 | 4 | 0 | 0 | |
| | | Forcible Fondling | 66 | 27 | 4 | 3 | |
| Arrest Overview | | Incest | 1 | 0 | 0 | 0 | |
| Total Arrests | 7,472 | Statutory Rape | 10 | 2 | 1 | 0 | |
| Adult Arrests | 7,072 | Aggravated Assault | 564 | 468 | 224 | 31 | |
| Juvenile Arrests | 400 | Simple Assault | 1,751 | 1,430 | 579 | 105 | |
| Unknown Age | 0 | Intimidation | 703 | 415 | 39 | 32 | |
| Arrests per 100,000 population | N/A | Stalking | 31 | 21 | 9 | 0 | |
| | | Commercial Sex Acts | 0 | 0 | 0 | 0 | |
| Average number offenses/incident | 1.16 | Involuntary Servitude | 0 | 0 | 0 | 0 | |
| Domestic Violence Victims | | Crimes Against Property | | | | | |
| Offense | Reported | Cleared | | | | | |
| Murder | 4 | 4 | Arson | 18 | 7 | 1 | 0 |
| Aggravated Assault | 281 | 254 | Bribery | 0 | 0 | 0 | 0 |
| Simple Assault | 1,215 | 1,059 | Burglary | 569 | 125 | 77 | 11 |
| Intimidation | 230 | 164 | Counterfeiting/Forgery | 62 | 22 | 13 | 1 |
| Stalking | 20 | 13 | Destruction/Damage/Vandalism | 728 | 233 | 36 | 18 |
| Forcible Rape | 18 | 10 | Embezzlement | 36 | 14 | 12 | 0 |
| Forcible Sodomy | 10 | 6 | Extortion/Blackmail | 13 | 1 | 0 | 0 |
| Sexual Assault W/Object | 4 | 4 | Fraud - False Pretenses | 220 | 50 | 21 | 1 |
| Forcible Fondling | 23 | 10 | Fraud - Credit Card/ATM | 111 | 16 | 3 | 1 |
| Incest | 1 | 0 | Fraud - Impersonation | 69 | 13 | 10 | 0 |
| Statutory Rape | 3 | 1 | Fraud - Welfare | 0 | 0 | 0 | 0 |
| Kidnapping/Abduction | 7 | 2 | Fraud - Wire | 26 | 3 | 2 | 0 |
| Commercial Sex Acts | 0 | 0 | Fraud - Identity Theft | 5 | 0 | 0 | 0 |
| Involuntary Servitude | 0 | 0 | Fraud - Computer Hacking/Invasion | 0 | 0 | 0 | 0 |
| Total | 1,816 | 1,527 | Robbery | 45 | 23 | 12 | 0 |
| | | | Theft - Pocket-picking | 0 | 0 | 0 | 0 |
| | | | Theft - Purse Snatching | 1 | 1 | 0 | 0 |
| | | | Theft - Shoplifting | 296 | 114 | 116 | 8 |
| Group B Arrests | | | Theft From Building | 190 | 57 | 13 | 5 |
| Offense | Adult | Juvenile | Theft From Coin Machine | 0 | 0 | 0 | 0 |
| Bad Checks | 5 | 0 | Theft From Motor Vehicle | 770 | 127 | 49 | 9 |
| Curfew/Vagrancy | 1 | 0 | Theft of Motor Vehicle Parts | 218 | 23 | 10 | 0 |
| Disorderly Conduct | 41 | 20 | Theft - All Other Larceny | 1,040 | 178 | 86 | 6 |
| DUI | 459 | 1 | Motor Vehicle Theft | 499 | 169 | 93 | 3 |
| Drunkenness | 317 | 10 | Stolen Property Offenses | 92 | 90 | 60 | 3 |
| Family-Non Violent | 82 | 1 | | | | | |
| Liquor Law Violations | 24 | 20 | | | | | |
| Peeping Tom | 0 | 0 | | | | | |
| Runaway | 0 | 0 | | | | | |
| Trespass | 58 | 2 | | | | | |
| All Other Offenses | 3,538 | 39 | | | | | |
| Total Group B | 4,525 | 93 | | | | | |

(*) Offenses are counted using the FBI Units of Count for Crime

(**) The 'Arrests' column shows arrests made for incidents during the selected period, regardless of arrest date. Arrest counts for the same period may change over time.

This report is valid as of May 06, 2019 and is subject to change

Knox County Sheriff's Office - NIBRS Agency Crime Overview - 2018

| Crimes Against Society | | | | |
|------------------------------------|--------------|--------------|--------------|------------|
| Animal Cruelty | 11 | 6 | 5 | 0 |
| Drug/Narcotic Violations | 787 | 754 | 882 | 54 |
| Drug/Narcotic Equipment Violations | 509 | 499 | 164 | 5 |
| Gambling - Betting/Wagering | 0 | 0 | 0 | 0 |
| Gambling - Operating/Promoting | 0 | 0 | 0 | 0 |
| Gambling - Equipment Violations | 0 | 0 | 0 | 0 |
| Gambling - Sports Tampering | 0 | 0 | 0 | 0 |
| Pornography/Obscene Material | 6 | 3 | 0 | 4 |
| Prostitution | 0 | 0 | 0 | 0 |
| Prostitution Assisting/Promoting | 0 | 0 | 0 | 0 |
| Purchasing Prostitution | 0 | 0 | 0 | 0 |
| Weapon Law Violations | 85 | 83 | 16 | 6 |
| Total Group A Offenses | 9,617 | 5,013 | 2,547 | 307 |

(*) Offenses are counted using the FBI Units of Count for Crime

(**) The 'Arrests' column shows arrests made for incidents during the selected period, regardless of arrest date. Arrest counts for the same period may change over time.

Lake County Sheriff's Office - NIBRS Agency Crime Overview - 2018

| 2017 Population Estimate | N/A | Offenses (*) | | Arrests (**) | | |
|---------------------------------------|-----------------|----------------------------------|-----------------------------------|--------------|----------|---|
| | | Reported | Cleared | Adult | Juvenile | |
| Offense Overview | | Group A Offenses | | | | |
| Crimes Against Persons | | Crimes Against Persons | | | | |
| Offense Total | 77 | Murder | 0 | 0 | 0 | 0 |
| Number Cleared | 34 | Negligent Manslaughter | 0 | 0 | 0 | 0 |
| Percent Cleared | 44.16 % | Negligent Vehicular Manslaughter | 0 | 0 | 0 | 0 |
| Group A Crimes per 100,000 population | N/A | Kidnapping/Abduction | 0 | 0 | 0 | 0 |
| | | Forcible Rape | 1 | 0 | 0 | 0 |
| | | Forcible Sodomy | 0 | 0 | 0 | 0 |
| | | Sexual Assault W/Object | 0 | 0 | 0 | 0 |
| | | Forcible Fondling | 0 | 0 | 0 | 0 |
| Arrest Overview | | Incest | 0 | 0 | 0 | 0 |
| Total Arrests | 46 | Statutory Rape | 0 | 0 | 0 | 0 |
| Adult Arrests | 44 | Aggravated Assault | 4 | 2 | 2 | 0 |
| Juvenile Arrests | 2 | Simple Assault | 8 | 6 | 4 | 2 |
| Unknown Age | 0 | Intimidation | 1 | 0 | 0 | 0 |
| Arrests per 100,000 population | N/A | Stalking | 1 | 0 | 0 | 0 |
| | | Commercial Sex Acts | 0 | 0 | 0 | 0 |
| Average number offenses/incident | 1.10 | Involuntary Servitude | 0 | 0 | 0 | 0 |
| Domestic Violence Victims | | Crimes Against Property | | | | |
| Offense | Reported | Cleared | | | | |
| Murder | 0 | 0 | Arson | 0 | 0 | 0 |
| Aggravated Assault | 0 | 0 | Bribery | 0 | 0 | 0 |
| Simple Assault | 7 | 5 | Burglary | 8 | 3 | 4 |
| Intimidation | 0 | 0 | Counterfeiting/Forgery | 0 | 0 | 0 |
| Stalking | 0 | 0 | Destruction/Damage/Vandalism | 4 | 0 | 0 |
| Forcible Rape | 1 | 0 | Embezzlement | 0 | 0 | 0 |
| Forcible Sodomy | 0 | 0 | Extortion/Blackmail | 0 | 0 | 0 |
| Sexual Assault W/Object | 0 | 0 | Fraud - False Pretenses | 1 | 0 | 0 |
| Forcible Fondling | 0 | 0 | Fraud - Credit Card/ATM | 2 | 0 | 0 |
| Incest | 0 | 0 | Fraud - Impersonation | 0 | 0 | 0 |
| Statutory Rape | 0 | 0 | Fraud - Welfare | 0 | 0 | 0 |
| Kidnapping/Abduction | 0 | 0 | Fraud - Wire | 1 | 0 | 0 |
| Commercial Sex Acts | 0 | 0 | Fraud - Identity Theft | 1 | 0 | 0 |
| Involuntary Servitude | 0 | 0 | Fraud - Computer Hacking/Invasion | 0 | 0 | 0 |
| Total | 8 | 5 | Robbery | 0 | 0 | 0 |
| | | | Theft - Pocket-picking | 0 | 0 | 0 |
| | | | Theft - Purse Snatching | 0 | 0 | 0 |
| | | | Theft - Shoplifting | 0 | 0 | 0 |
| Group B Arrests | | | Theft From Building | 2 | 0 | 0 |
| Offense | Adult | Juvenile | Theft From Coin Machine | 0 | 0 | 0 |
| Bad Checks | 0 | 0 | Theft From Motor Vehicle | 16 | 4 | 4 |
| Curfew/Vagrancy | 0 | 0 | Theft of Motor Vehicle Parts | 1 | 0 | 0 |
| Disorderly Conduct | 3 | 0 | Theft - All Other Larceny | 5 | 0 | 0 |
| DUI | 1 | 0 | Motor Vehicle Theft | 3 | 1 | 2 |
| Drunkenness | 1 | 0 | Stolen Property Offenses | 0 | 0 | 0 |
| Family-Non Violent | 0 | 0 | | | | |
| Liquor Law Violations | 0 | 0 | | | | |
| Peeping Tom | 0 | 0 | | | | |
| Runaway | 0 | 0 | | | | |
| Trespass | 2 | 0 | | | | |
| All Other Offenses | 5 | 0 | | | | |
| Total Group B | 12 | 0 | | | | |

(*) Offenses are counted using the FBI Units of Count for Crime

(**) The 'Arrests' column shows arrests made for incidents during the selected period, regardless of arrest date. Arrest counts for the same period may change over time.

This report is valid as of May 06, 2019 and is subject to change

Lake County Sheriff's Office - NIBRS Agency Crime Overview - 2018

| Crimes Against Society | | | | |
|------------------------------------|-----------|-----------|-----------|----------|
| Animal Cruelty | 0 | 0 | 0 | 0 |
| Drug/Narcotic Violations | 14 | 14 | 15 | 0 |
| Drug/Narcotic Equipment Violations | 2 | 2 | 0 | 0 |
| Gambling - Betting/Wagering | 0 | 0 | 0 | 0 |
| Gambling - Operating/Promoting | 0 | 0 | 0 | 0 |
| Gambling - Equipment Violations | 0 | 0 | 0 | 0 |
| Gambling - Sports Tampering | 0 | 0 | 0 | 0 |
| Pornography/Obscene Material | 0 | 0 | 0 | 0 |
| Prostitution | 0 | 0 | 0 | 0 |
| Prostitution Assisting/Promoting | 0 | 0 | 0 | 0 |
| Purchasing Prostitution | 0 | 0 | 0 | 0 |
| Weapon Law Violations | 2 | 2 | 1 | 0 |
| Total Group A Offenses | 77 | 34 | 32 | 2 |

(*) Offenses are counted using the FBI Units of Count for Crime

(**) The 'Arrests' column shows arrests made for incidents during the selected period, regardless of arrest date. Arrest counts for the same period may change over time.

Lauderdale County Sheriff's Office - NIBRS Agency Crime Overview - 2018

| 2017 Population Estimate | N/A | Offenses (*) | | Arrests (**) | | | |
|---------------------------------------|-----------------|----------------------------------|-----------------------------------|--------------|----------|----|---|
| | | Reported | Cleared | Adult | Juvenile | | |
| Offense Overview | | Group A Offenses | | | | | |
| | | Crimes Against Persons | | | | | |
| Offense Total | 664 | Murder | 1 | 1 | 2 | 0 | |
| Number Cleared | 257 | Negligent Manslaughter | 0 | 0 | 0 | 0 | |
| Percent Cleared | 38.70 % | Negligent Vehicular Manslaughter | 0 | 0 | 0 | 0 | |
| Group A Crimes per 100,000 population | N/A | Kidnapping/Abduction | 4 | 3 | 2 | 0 | |
| | | Forcible Rape | 4 | 0 | 0 | 0 | |
| | | Forcible Sodomy | 1 | 0 | 0 | 0 | |
| | | Sexual Assault W/Object | 0 | 0 | 0 | 0 | |
| Arrest Overview | | Forcible Fondling | 2 | 0 | 0 | 0 | |
| Total Arrests | 931 | Incest | 0 | 0 | 0 | 0 | |
| Adult Arrests | 925 | Statutory Rape | 4 | 3 | 3 | 0 | |
| Juvenile Arrests | 6 | Aggravated Assault | 47 | 37 | 23 | 0 | |
| Unknown Age | 0 | Simple Assault | 106 | 66 | 50 | 1 | |
| Arrests per 100,000 population | N/A | Intimidation | 38 | 7 | 6 | 0 | |
| | | Stalking | 2 | 1 | 1 | 0 | |
| | | Commercial Sex Acts | 0 | 0 | 0 | 0 | |
| Average number offenses/incident | 1.22 | Involuntary Servitude | 0 | 0 | 0 | 0 | |
| Domestic Violence Victims | | Crimes Against Property | | | | | |
| Offense | Reported | Cleared | | | | | |
| Murder | 0 | 0 | Arson | 2 | 2 | 4 | 0 |
| Aggravated Assault | 22 | 22 | Bribery | 0 | 0 | 0 | 0 |
| Simple Assault | 73 | 48 | Burglary | 101 | 14 | 13 | 0 |
| Intimidation | 13 | 4 | Counterfeiting/Forgery | 6 | 3 | 1 | 0 |
| Stalking | 2 | 1 | Destruction/Damage/Vandalism | 77 | 21 | 12 | 0 |
| Forcible Rape | 2 | 0 | Embezzlement | 0 | 0 | 0 | 0 |
| Forcible Sodomy | 1 | 0 | Extortion/Blackmail | 0 | 0 | 0 | 0 |
| Sexual Assault W/Object | 0 | 0 | Fraud - False Pretenses | 4 | 2 | 1 | 0 |
| Forcible Fondling | 2 | 0 | Fraud - Credit Card/ATM | 6 | 0 | 0 | 0 |
| Incest | 0 | 0 | Fraud - Impersonation | 6 | 1 | 0 | 0 |
| Statutory Rape | 0 | 0 | Fraud - Welfare | 0 | 0 | 0 | 0 |
| Kidnapping/Abduction | 4 | 3 | Fraud - Wire | 0 | 0 | 0 | 0 |
| Commercial Sex Acts | 0 | 0 | Fraud - Identity Theft | 1 | 0 | 0 | 0 |
| Involuntary Servitude | 0 | 0 | Fraud - Computer Hacking/Invasion | 0 | 0 | 0 | 0 |
| Total | 119 | 78 | Robbery | 2 | 0 | 0 | 0 |
| | | | Theft - Pocket-picking | 0 | 0 | 0 | 0 |
| Group B Arrests | | | Theft - Purse Snatching | 0 | 0 | 0 | 0 |
| Offense | Adult | Juvenile | Theft - Shoplifting | 2 | 1 | 1 | 0 |
| Bad Checks | 33 | 0 | Theft From Building | 46 | 10 | 8 | 1 |
| Curfew/Vagrancy | 0 | 0 | Theft From Coin Machine | 0 | 0 | 0 | 0 |
| Disorderly Conduct | 5 | 0 | Theft From Motor Vehicle | 27 | 1 | 0 | 0 |
| DUI | 12 | 0 | Theft of Motor Vehicle Parts | 13 | 0 | 0 | 0 |
| Drunkenness | 2 | 0 | Theft - All Other Larceny | 60 | 5 | 4 | 0 |
| Family-Non Violent | 132 | 0 | Motor Vehicle Theft | 19 | 5 | 3 | 0 |
| Liquor Law Violations | 8 | 1 | Stolen Property Offenses | 0 | 0 | 0 | 0 |
| Peeping Tom | 0 | 0 | | | | | |
| Runaway | 0 | 0 | | | | | |
| Trespass | 4 | 0 | | | | | |
| All Other Offenses | 536 | 2 | | | | | |
| Total Group B | 732 | 3 | | | | | |

(*) Offenses are counted using the FBI Units of Count for Crime

(**) The 'Arrests' column shows arrests made for incidents during the selected period, regardless of arrest date. Arrest counts for the same period may change over time.

This report is valid as of May 06, 2019 and is subject to change

Lauderdale County Sheriff's Office - NIBRS Agency Crime Overview - 2018

| Crimes Against Society | | | | |
|------------------------------------|------------|------------|------------|----------|
| Animal Cruelty | 0 | 0 | 0 | 0 |
| Drug/Narcotic Violations | 56 | 50 | 51 | 1 |
| Drug/Narcotic Equipment Violations | 15 | 14 | 1 | 0 |
| Gambling - Betting/Wagering | 0 | 0 | 0 | 0 |
| Gambling - Operating/Promoting | 0 | 0 | 0 | 0 |
| Gambling - Equipment Violations | 0 | 0 | 0 | 0 |
| Gambling - Sports Tampering | 0 | 0 | 0 | 0 |
| Pornography/Obscene Material | 1 | 0 | 0 | 0 |
| Prostitution | 1 | 1 | 1 | 0 |
| Prostitution Assisting/Promoting | 0 | 0 | 0 | 0 |
| Purchasing Prostitution | 0 | 0 | 0 | 0 |
| Weapon Law Violations | 10 | 9 | 6 | 0 |
| Total Group A Offenses | 664 | 257 | 193 | 3 |

(*) Offenses are counted using the FBI Units of Count for Crime

(**) The 'Arrests' column shows arrests made for incidents during the selected period, regardless of arrest date. Arrest counts for the same period may change over time.

Lawrence County Sheriff's Office - NIBRS Agency Crime Overview - 2018

| 2017 Population Estimate | N/A | Offenses (*) | | Arrests (**) | | | |
|---------------------------------------|-----------------|----------------------------------|-----------------------------------|--------------|----------|----|---|
| | | Reported | Cleared | Adult | Juvenile | | |
| Offense Overview | | Group A Offenses | | | | | |
| | | Crimes Against Persons | | | | | |
| Offense Total | 1,053 | Murder | 2 | 2 | 6 | 0 | |
| Number Cleared | 481 | Negligent Manslaughter | 0 | 0 | 0 | 0 | |
| Percent Cleared | 45.68 % | Negligent Vehicular Manslaughter | 1 | 1 | 0 | 0 | |
| Group A Crimes per 100,000 population | N/A | Kidnapping/Abduction | 5 | 4 | 4 | 0 | |
| | | Forcible Rape | 5 | 2 | 0 | 0 | |
| | | Forcible Sodomy | 0 | 0 | 0 | 0 | |
| | | Sexual Assault W/Object | 0 | 0 | 0 | 0 | |
| Arrest Overview | | Forcible Fondling | 2 | 0 | 0 | 0 | |
| Total Arrests | 1,353 | Incest | 0 | 0 | 0 | 0 | |
| Adult Arrests | 1,331 | Statutory Rape | 2 | 1 | 1 | 0 | |
| Juvenile Arrests | 22 | Aggravated Assault | 70 | 45 | 35 | 0 | |
| Unknown Age | 0 | Simple Assault | 134 | 87 | 63 | 4 | |
| Arrests per 100,000 population | N/A | Intimidation | 93 | 17 | 19 | 0 | |
| | | Stalking | 8 | 5 | 2 | 0 | |
| | | Commercial Sex Acts | 0 | 0 | 0 | 0 | |
| Average number offenses/incident | 1.39 | Involuntary Servitude | 0 | 0 | 0 | 0 | |
| Domestic Violence Victims | | Crimes Against Property | | | | | |
| Offense | Reported | Cleared | | | | | |
| Murder | 0 | 0 | Arson | 4 | 2 | 0 | 0 |
| Aggravated Assault | 42 | 29 | Bribery | 0 | 0 | 0 | 0 |
| Simple Assault | 89 | 70 | Burglary | 101 | 21 | 21 | 0 |
| Intimidation | 27 | 15 | Counterfeiting/Forgery | 12 | 4 | 5 | 0 |
| Stalking | 0 | 0 | Destruction/Damage/Vandalism | 77 | 27 | 10 | 0 |
| Forcible Rape | 1 | 1 | Embezzlement | 0 | 0 | 0 | 0 |
| Forcible Sodomy | 0 | 0 | Extortion/Blackmail | 0 | 0 | 0 | 0 |
| Sexual Assault W/Object | 0 | 0 | Fraud - False Pretenses | 13 | 1 | 0 | 0 |
| Forcible Fondling | 0 | 0 | Fraud - Credit Card/ATM | 14 | 2 | 0 | 0 |
| Incest | 0 | 0 | Fraud - Impersonation | 12 | 2 | 0 | 0 |
| Statutory Rape | 0 | 0 | Fraud - Welfare | 1 | 0 | 0 | 0 |
| Kidnapping/Abduction | 3 | 2 | Fraud - Wire | 1 | 0 | 0 | 0 |
| Commercial Sex Acts | 0 | 0 | Fraud - Identity Theft | 20 | 2 | 0 | 0 |
| Involuntary Servitude | 0 | 0 | Fraud - Computer Hacking/Invasion | 0 | 0 | 0 | 0 |
| Total | 162 | 117 | Robbery | 3 | 2 | 2 | 0 |
| | | | Theft - Pocket-picking | 0 | 0 | 0 | 0 |
| Group B Arrests | | | Theft - Purse Snatching | 0 | 0 | 0 | 0 |
| Offense | Adult | Juvenile | Theft - Shoplifting | 3 | 0 | 0 | 0 |
| Bad Checks | 5 | 0 | Theft From Building | 50 | 9 | 5 | 1 |
| Curfew/Vagrancy | 0 | 0 | Theft From Coin Machine | 0 | 0 | 0 | 0 |
| Disorderly Conduct | 6 | 3 | Theft From Motor Vehicle | 37 | 5 | 2 | 0 |
| DUI | 3 | 0 | Theft of Motor Vehicle Parts | 3 | 1 | 1 | 0 |
| Drunkenness | 15 | 2 | Theft - All Other Larceny | 63 | 5 | 4 | 0 |
| Family-Non Violent | 7 | 0 | Motor Vehicle Theft | 40 | 7 | 2 | 0 |
| Liquor Law Violations | 3 | 4 | Stolen Property Offenses | 5 | 4 | 3 | 0 |
| Peeping Tom | 0 | 0 | | | | | |
| Runaway | 0 | 0 | | | | | |
| Trespass | 4 | 0 | | | | | |
| All Other Offenses | 961 | 0 | | | | | |
| Total Group B | 1,004 | 9 | | | | | |

(*) Offenses are counted using the FBI Units of Count for Crime

(**) The 'Arrests' column shows arrests made for incidents during the selected period, regardless of arrest date. Arrest counts for the same period may change over time.

This report is valid as of May 06, 2019 and is subject to change

Lawrence County Sheriff's Office - NIBRS Agency Crime Overview - 2018

| Crimes Against Society | | | | |
|------------------------------------|--------------|------------|------------|-----------|
| Animal Cruelty | 6 | 1 | 0 | 0 |
| Drug/Narcotic Violations | 149 | 114 | 118 | 7 |
| Drug/Narcotic Equipment Violations | 94 | 88 | 23 | 1 |
| Gambling - Betting/Wagering | 0 | 0 | 0 | 0 |
| Gambling - Operating/Promoting | 0 | 0 | 0 | 0 |
| Gambling - Equipment Violations | 0 | 0 | 0 | 0 |
| Gambling - Sports Tampering | 0 | 0 | 0 | 0 |
| Pornography/Obscene Material | 1 | 0 | 0 | 0 |
| Prostitution | 0 | 0 | 0 | 0 |
| Prostitution Assisting/Promoting | 0 | 0 | 0 | 0 |
| Purchasing Prostitution | 0 | 0 | 0 | 0 |
| Weapon Law Violations | 22 | 20 | 1 | 0 |
| Total Group A Offenses | 1,053 | 481 | 327 | 13 |

(*) Offenses are counted using the FBI Units of Count for Crime

(**) The 'Arrests' column shows arrests made for incidents during the selected period, regardless of arrest date. Arrest counts for the same period may change over time.

Lewis County Sheriff's Office - NIBRS Agency Crime Overview - 2018

| 2017 Population Estimate | N/A | Offenses (*) | | Arrests (**) | | | |
|---------------------------------------|-----------------|----------------------------------|-----------------------------------|--------------|----------|---|---|
| | | Reported | Cleared | Adult | Juvenile | | |
| Offense Overview | | Group A Offenses | | | | | |
| Crimes Against Persons | | Crimes Against Persons | | | | | |
| Offense Total | 293 | Murder | 0 | 0 | 0 | 0 | |
| Number Cleared | 124 | Negligent Manslaughter | 0 | 0 | 0 | 0 | |
| Percent Cleared | 42.32 % | Negligent Vehicular Manslaughter | 0 | 0 | 0 | 0 | |
| Group A Crimes per 100,000 population | N/A | Kidnapping/Abduction | 5 | 2 | 0 | 0 | |
| | | Forcible Rape | 2 | 0 | 0 | 0 | |
| | | Forcible Sodomy | 0 | 0 | 0 | 0 | |
| | | Sexual Assault W/Object | 0 | 0 | 0 | 0 | |
| Arrest Overview | | Forcible Fondling | 1 | 1 | 1 | 0 | |
| Total Arrests | 418 | Incest | 0 | 0 | 0 | 0 | |
| Adult Arrests | 417 | Statutory Rape | 0 | 0 | 0 | 0 | |
| Juvenile Arrests | 1 | Aggravated Assault | 25 | 19 | 16 | 0 | |
| Unknown Age | 0 | Simple Assault | 16 | 8 | 9 | 0 | |
| Arrests per 100,000 population | N/A | Intimidation | 8 | 6 | 6 | 0 | |
| | | Stalking | 0 | 0 | 0 | 0 | |
| | | Commercial Sex Acts | 0 | 0 | 0 | 0 | |
| Average number offenses/incident | 1.21 | Involuntary Servitude | 0 | 0 | 0 | 0 | |
| Domestic Violence Victims | | Crimes Against Property | | | | | |
| Offense | Reported | Cleared | | | | | |
| Murder | 0 | 0 | Arson | 1 | 0 | 0 | 0 |
| Aggravated Assault | 16 | 12 | Bribery | 0 | 0 | 0 | 0 |
| Simple Assault | 8 | 4 | Burglary | 36 | 2 | 1 | 0 |
| Intimidation | 3 | 3 | Counterfeiting/Forgery | 0 | 0 | 0 | 0 |
| Stalking | 0 | 0 | Destruction/Damage/Vandalism | 36 | 11 | 9 | 0 |
| Forcible Rape | 2 | 0 | Embezzlement | 0 | 0 | 0 | 0 |
| Forcible Sodomy | 0 | 0 | Extortion/Blackmail | 0 | 0 | 0 | 0 |
| Sexual Assault W/Object | 0 | 0 | Fraud - False Pretenses | 4 | 0 | 0 | 0 |
| Forcible Fondling | 0 | 0 | Fraud - Credit Card/ATM | 8 | 1 | 0 | 0 |
| Incest | 0 | 0 | Fraud - Impersonation | 4 | 2 | 1 | 0 |
| Statutory Rape | 0 | 0 | Fraud - Welfare | 0 | 0 | 0 | 0 |
| Kidnapping/Abduction | 2 | 2 | Fraud - Wire | 1 | 0 | 0 | 0 |
| Commercial Sex Acts | 0 | 0 | Fraud - Identity Theft | 1 | 0 | 0 | 0 |
| Involuntary Servitude | 0 | 0 | Fraud - Computer Hacking/Invasion | 0 | 0 | 0 | 0 |
| Total | 31 | 21 | Robbery | 0 | 0 | 0 | 0 |
| | | | Theft - Pocket-picking | 0 | 0 | 0 | 0 |
| Group B Arrests | | | Theft - Purse Snatching | 0 | 0 | 0 | 0 |
| Offense | Adult | Juvenile | Theft - Shoplifting | 0 | 0 | 0 | 0 |
| Bad Checks | 0 | 0 | Theft From Building | 5 | 1 | 1 | 0 |
| Curfew/Vagrancy | 0 | 0 | Theft From Coin Machine | 0 | 0 | 0 | 0 |
| Disorderly Conduct | 1 | 0 | Theft From Motor Vehicle | 4 | 0 | 0 | 0 |
| DUI | 4 | 0 | Theft of Motor Vehicle Parts | 3 | 0 | 0 | 0 |
| Drunkenness | 6 | 0 | Theft - All Other Larceny | 29 | 6 | 7 | 0 |
| Family-Non Violent | 0 | 0 | Motor Vehicle Theft | 15 | 6 | 5 | 1 |
| Liquor Law Violations | 0 | 0 | Stolen Property Offenses | 2 | 0 | 0 | 0 |
| Peeping Tom | 0 | 0 | | | | | |
| Runaway | 0 | 0 | | | | | |
| Trespass | 7 | 0 | | | | | |
| All Other Offenses | 294 | 0 | | | | | |
| Total Group B | 312 | 0 | | | | | |

(*) Offenses are counted using the FBI Units of Count for Crime

(**) The 'Arrests' column shows arrests made for incidents during the selected period, regardless of arrest date. Arrest counts for the same period may change over time.

This report is valid as of May 06, 2019 and is subject to change

Lewis County Sheriff's Office - NIBRS Agency Crime Overview - 2018

| Crimes Against Society | | | | |
|------------------------------------|------------|------------|------------|----------|
| Animal Cruelty | 0 | 0 | 0 | 0 |
| Drug/Narcotic Violations | 47 | 35 | 43 | 0 |
| Drug/Narcotic Equipment Violations | 36 | 22 | 5 | 0 |
| Gambling - Betting/Wagering | 0 | 0 | 0 | 0 |
| Gambling - Operating/Promoting | 0 | 0 | 0 | 0 |
| Gambling - Equipment Violations | 0 | 0 | 0 | 0 |
| Gambling - Sports Tampering | 0 | 0 | 0 | 0 |
| Pornography/Obscene Material | 0 | 0 | 0 | 0 |
| Prostitution | 0 | 0 | 0 | 0 |
| Prostitution Assisting/Promoting | 0 | 0 | 0 | 0 |
| Purchasing Prostitution | 0 | 0 | 0 | 0 |
| Weapon Law Violations | 4 | 2 | 1 | 0 |
| Total Group A Offenses | 293 | 124 | 105 | 1 |

(*) Offenses are counted using the FBI Units of Count for Crime

(**) The 'Arrests' column shows arrests made for incidents during the selected period, regardless of arrest date. Arrest counts for the same period may change over time.

Lincoln County Sheriff's Office - NIBRS Agency Crime Overview - 2018

| 2017 Population Estimate | N/A | Offenses (*) | | Arrests (**) | | | |
|---------------------------------------|-----------------|----------------------------------|-----------------------------------|--------------|----------|----|---|
| | | Reported | Cleared | Adult | Juvenile | | |
| Offense Overview | | Group A Offenses | | | | | |
| Crimes Against Persons | | | | | | | |
| Offense Total | 1,201 | Murder | 1 | 1 | 1 | 0 | |
| Number Cleared | 494 | Negligent Manslaughter | 0 | 0 | 0 | 0 | |
| Percent Cleared | 41.13 % | Negligent Vehicular Manslaughter | 0 | 0 | 0 | 0 | |
| Group A Crimes per 100,000 population | N/A | Kidnapping/Abduction | 2 | 2 | 1 | 0 | |
| | | Forcible Rape | 8 | 3 | 2 | 1 | |
| | | Forcible Sodomy | 0 | 0 | 0 | 0 | |
| | | Sexual Assault W/Object | 0 | 0 | 0 | 0 | |
| | | Forcible Fondling | 6 | 2 | 2 | 0 | |
| Arrest Overview | | Incest | 0 | 0 | 0 | 0 | |
| Total Arrests | 1,163 | Statutory Rape | 0 | 0 | 0 | 0 | |
| Adult Arrests | 1,116 | Aggravated Assault | 75 | 36 | 30 | 2 | |
| Juvenile Arrests | 47 | Simple Assault | 219 | 114 | 90 | 6 | |
| Unknown Age | 0 | Intimidation | 119 | 12 | 13 | 0 | |
| Arrests per 100,000 population | N/A | Stalking | 5 | 0 | 0 | 0 | |
| | | Commercial Sex Acts | 0 | 0 | 0 | 0 | |
| Average number offenses/incident | 1.24 | Involuntary Servitude | 0 | 0 | 0 | 0 | |
| Domestic Violence Victims | | Crimes Against Property | | | | | |
| Offense | Reported | Cleared | | | | | |
| Murder | 0 | 0 | Arson | 3 | 1 | 0 | 0 |
| Aggravated Assault | 44 | 27 | Bribery | 0 | 0 | 0 | 0 |
| Simple Assault | 173 | 95 | Burglary | 115 | 17 | 17 | 2 |
| Intimidation | 41 | 6 | Counterfeiting/Forgery | 13 | 8 | 4 | 0 |
| Stalking | 1 | 0 | Destruction/Damage/Vandalism | 78 | 16 | 5 | 2 |
| Forcible Rape | 6 | 2 | Embezzlement | 1 | 1 | 0 | 0 |
| Forcible Sodomy | 0 | 0 | Extortion/Blackmail | 0 | 0 | 0 | 0 |
| Sexual Assault W/Object | 0 | 0 | Fraud - False Pretenses | 37 | 12 | 5 | 0 |
| Forcible Fondling | 2 | 1 | Fraud - Credit Card/ATM | 18 | 3 | 1 | 0 |
| Incest | 0 | 0 | Fraud - Impersonation | 6 | 1 | 1 | 0 |
| Statutory Rape | 0 | 0 | Fraud - Welfare | 0 | 0 | 0 | 0 |
| Kidnapping/Abduction | 1 | 1 | Fraud - Wire | 1 | 0 | 0 | 0 |
| Commercial Sex Acts | 0 | 0 | Fraud - Identity Theft | 4 | 0 | 0 | 0 |
| Involuntary Servitude | 0 | 0 | Fraud - Computer Hacking/Invasion | 0 | 0 | 0 | 0 |
| Total | 268 | 132 | Robbery | 3 | 1 | 1 | 0 |
| | | | Theft - Pocket-picking | 0 | 0 | 0 | 0 |
| Group B Arrests | | | Theft - Purse Snatching | 0 | 0 | 0 | 0 |
| Offense | Adult | Juvenile | Theft - Shoplifting | 5 | 3 | 3 | 0 |
| Bad Checks | 4 | 0 | Theft From Building | 56 | 8 | 8 | 0 |
| Curfew/Vagrancy | 0 | 0 | Theft From Coin Machine | 2 | 0 | 0 | 0 |
| Disorderly Conduct | 14 | 6 | Theft From Motor Vehicle | 19 | 1 | 1 | 0 |
| DUI | 18 | 0 | Theft of Motor Vehicle Parts | 15 | 1 | 1 | 0 |
| Drunkenness | 22 | 0 | Theft - All Other Larceny | 80 | 2 | 1 | 0 |
| Family-Non Violent | 2 | 0 | Motor Vehicle Theft | 36 | 6 | 3 | 0 |
| Liquor Law Violations | 2 | 9 | Stolen Property Offenses | 1 | 1 | 1 | 0 |
| Peeping Tom | 0 | 0 | | | | | |
| Runaway | 0 | 0 | | | | | |
| Trespass | 4 | 0 | | | | | |
| All Other Offenses | 699 | 9 | | | | | |
| Total Group B | 765 | 24 | | | | | |

(*) Offenses are counted using the FBI Units of Count for Crime

(**) The 'Arrests' column shows arrests made for incidents during the selected period, regardless of arrest date. Arrest counts for the same period may change over time.

This report is valid as of May 06, 2019 and is subject to change

Lincoln County Sheriff's Office - NIBRS Agency Crime Overview - 2018

| Crimes Against Society | | | | |
|------------------------------------|--------------|------------|------------|-----------|
| Animal Cruelty | 1 | 1 | 1 | 0 |
| Drug/Narcotic Violations | 141 | 131 | 136 | 9 |
| Drug/Narcotic Equipment Violations | 97 | 90 | 18 | 0 |
| Gambling - Betting/Wagering | 0 | 0 | 0 | 0 |
| Gambling - Operating/Promoting | 0 | 0 | 0 | 0 |
| Gambling - Equipment Violations | 0 | 0 | 0 | 0 |
| Gambling - Sports Tampering | 0 | 0 | 0 | 0 |
| Pornography/Obscene Material | 7 | 0 | 0 | 0 |
| Prostitution | 0 | 0 | 0 | 0 |
| Prostitution Assisting/Promoting | 0 | 0 | 0 | 0 |
| Purchasing Prostitution | 0 | 0 | 0 | 0 |
| Weapon Law Violations | 27 | 20 | 5 | 1 |
| Total Group A Offenses | 1,201 | 494 | 351 | 23 |

(*) Offenses are counted using the FBI Units of Count for Crime

(**) The 'Arrests' column shows arrests made for incidents during the selected period, regardless of arrest date. Arrest counts for the same period may change over time.

Loudon County Sheriff's Office - NIBRS Agency Crime Overview - 2018

| 2017 Population Estimate | N/A | Offenses (*) | | Arrests (**) | | |
|---------------------------------------|-----------------|----------------------------------|-----------------------------------|--------------|----------|----|
| | | Reported | Cleared | Adult | Juvenile | |
| Offense Overview | | Group A Offenses | | | | |
| Crimes Against Persons | | Crimes Against Persons | | | | |
| Offense Total | 1,567 | Murder | 0 | 0 | 0 | 0 |
| Number Cleared | 702 | Negligent Manslaughter | 0 | 0 | 0 | 0 |
| Percent Cleared | 44.80 % | Negligent Vehicular Manslaughter | 0 | 0 | 0 | 0 |
| Group A Crimes per 100,000 population | N/A | Kidnapping/Abduction | 2 | 1 | 1 | 0 |
| | | Forcible Rape | 2 | 1 | 0 | 1 |
| | | Forcible Sodomy | 1 | 1 | 1 | 0 |
| | | Sexual Assault W/Object | 1 | 1 | 1 | 0 |
| Arrest Overview | | Forcible Fondling | 9 | 0 | 0 | 0 |
| Total Arrests | 1,612 | Incest | 0 | 0 | 0 | 0 |
| Adult Arrests | 1,536 | Statutory Rape | 4 | 4 | 4 | 0 |
| Juvenile Arrests | 76 | Aggravated Assault | 104 | 69 | 49 | 3 |
| Unknown Age | 0 | Simple Assault | 248 | 108 | 73 | 16 |
| Arrests per 100,000 population | N/A | Intimidation | 119 | 18 | 10 | 7 |
| | | Stalking | 3 | 1 | 1 | 0 |
| | | Commercial Sex Acts | 0 | 0 | 0 | 0 |
| Average number offenses/incident | 1.26 | Involuntary Servitude | 0 | 0 | 0 | 0 |
| Domestic Violence Victims | | Crimes Against Property | | | | |
| Offense | Reported | Cleared | | | | |
| Murder | 0 | 0 | Arson | 0 | 0 | 0 |
| Aggravated Assault | 48 | 35 | Bribery | 0 | 0 | 0 |
| Simple Assault | 169 | 86 | Burglary | 84 | 11 | 16 |
| Intimidation | 40 | 10 | Counterfeiting/Forgery | 4 | 2 | 2 |
| Stalking | 2 | 1 | Destruction/Damage/Vandalism | 120 | 15 | 9 |
| Forcible Rape | 2 | 1 | Embezzlement | 0 | 0 | 0 |
| Forcible Sodomy | 0 | 0 | Extortion/Blackmail | 1 | 1 | 0 |
| Sexual Assault W/Object | 0 | 0 | Fraud - False Pretenses | 28 | 2 | 1 |
| Forcible Fondling | 1 | 0 | Fraud - Credit Card/ATM | 27 | 5 | 4 |
| Incest | 0 | 0 | Fraud - Impersonation | 20 | 7 | 5 |
| Statutory Rape | 0 | 0 | Fraud - Welfare | 0 | 0 | 0 |
| Kidnapping/Abduction | 1 | 1 | Fraud - Wire | 2 | 0 | 0 |
| Commercial Sex Acts | 0 | 0 | Fraud - Identity Theft | 7 | 0 | 0 |
| Involuntary Servitude | 0 | 0 | Fraud - Computer Hacking/Invasion | 0 | 0 | 0 |
| Total | 263 | 134 | Robbery | 1 | 1 | 1 |
| | | | Theft - Pocket-picking | 0 | 0 | 0 |
| Group B Arrests | | | Theft - Purse Snatching | 0 | 0 | 0 |
| Offense | Adult | Juvenile | Theft - Shoplifting | 4 | 2 | 4 |
| Bad Checks | 0 | 0 | Theft From Building | 112 | 15 | 9 |
| Curfew/Vagrancy | 0 | 0 | Theft From Coin Machine | 0 | 0 | 0 |
| Disorderly Conduct | 3 | 12 | Theft From Motor Vehicle | 58 | 11 | 14 |
| DUI | 92 | 1 | Theft of Motor Vehicle Parts | 22 | 1 | 1 |
| Drunkenness | 31 | 1 | Theft - All Other Larceny | 68 | 3 | 3 |
| Family-Non Violent | 10 | 0 | Motor Vehicle Theft | 42 | 10 | 12 |
| Liquor Law Violations | 7 | 1 | Stolen Property Offenses | 5 | 2 | 2 |
| Peeping Tom | 0 | 0 | | | | |
| Runaway | 0 | 0 | | | | |
| Trespass | 10 | 1 | | | | |
| All Other Offenses | 864 | 20 | | | | |
| Total Group B | 1,017 | 36 | | | | |

(*) Offenses are counted using the FBI Units of Count for Crime

(**) The 'Arrests' column shows arrests made for incidents during the selected period, regardless of arrest date. Arrest counts for the same period may change over time.

This report is valid as of May 06, 2019 and is subject to change

Loudon County Sheriff's Office - NIBRS Agency Crime Overview - 2018

| Crimes Against Society | | | | |
|------------------------------------|--------------|------------|------------|-----------|
| Animal Cruelty | 2 | 1 | 1 | 0 |
| Drug/Narcotic Violations | 252 | 222 | 232 | 7 |
| Drug/Narcotic Equipment Violations | 185 | 164 | 51 | 0 |
| Gambling - Betting/Wagering | 0 | 0 | 0 | 0 |
| Gambling - Operating/Promoting | 0 | 0 | 0 | 0 |
| Gambling - Equipment Violations | 0 | 0 | 0 | 0 |
| Gambling - Sports Tampering | 0 | 0 | 0 | 0 |
| Pornography/Obscene Material | 5 | 1 | 0 | 0 |
| Prostitution | 0 | 0 | 0 | 0 |
| Prostitution Assisting/Promoting | 0 | 0 | 0 | 0 |
| Purchasing Prostitution | 0 | 0 | 0 | 0 |
| Weapon Law Violations | 25 | 22 | 12 | 3 |
| Total Group A Offenses | 1,567 | 702 | 519 | 40 |

(*) Offenses are counted using the FBI Units of Count for Crime

(**) The 'Arrests' column shows arrests made for incidents during the selected period, regardless of arrest date. Arrest counts for the same period may change over time.

Macon County Sheriff's Office - NIBRS Agency Crime Overview - 2018

| 2017 Population Estimate | N/A | Offenses (*) | | Arrests (**) | | |
|---------------------------------------|-----------------|----------------------------------|-----------------------------------|--------------|----------|----|
| | | Reported | Cleared | Adult | Juvenile | |
| Offense Overview | | Group A Offenses | | | | |
| Crimes Against Persons | | | | | | |
| Offense Total | 511 | Murder | 0 | 0 | 0 | 0 |
| Number Cleared | 371 | Negligent Manslaughter | 0 | 0 | 0 | 0 |
| Percent Cleared | 72.60 % | Negligent Vehicular Manslaughter | 0 | 0 | 0 | 0 |
| Group A Crimes per 100,000 population | N/A | Kidnapping/Abduction | 0 | 0 | 0 | 0 |
| | | Forcible Rape | 0 | 0 | 0 | 0 |
| | | Forcible Sodomy | 0 | 0 | 0 | 0 |
| | | Sexual Assault W/Object | 0 | 0 | 0 | 0 |
| Arrest Overview | | Forcible Fondling | 0 | 0 | 0 | 0 |
| Total Arrests | 1,126 | Incest | 0 | 0 | 0 | 0 |
| Adult Arrests | 1,113 | Statutory Rape | 0 | 0 | 0 | 0 |
| Juvenile Arrests | 13 | Aggravated Assault | 52 | 50 | 38 | 0 |
| Unknown Age | 0 | Simple Assault | 93 | 91 | 84 | 0 |
| Arrests per 100,000 population | N/A | Intimidation | 11 | 8 | 7 | 0 |
| | | Stalking | 0 | 0 | 0 | 0 |
| | | Commercial Sex Acts | 0 | 0 | 0 | 0 |
| Average number offenses/incident | 1.26 | Involuntary Servitude | 0 | 0 | 0 | 0 |
| Domestic Violence Victims | | Crimes Against Property | | | | |
| Offense | Reported | Cleared | | | | |
| Murder | 0 | 0 | Arson | 0 | 0 | 0 |
| Aggravated Assault | 17 | 17 | Bribery | 0 | 0 | 0 |
| Simple Assault | 34 | 32 | Burglary | 38 | 6 | 6 |
| Intimidation | 4 | 4 | Counterfeiting/Forgery | 3 | 2 | 2 |
| Stalking | 0 | 0 | Destruction/Damage/Vandalism | 38 | 9 | 7 |
| Forcible Rape | 0 | 0 | Embezzlement | 0 | 0 | 0 |
| Forcible Sodomy | 0 | 0 | Extortion/Blackmail | 0 | 0 | 0 |
| Sexual Assault W/Object | 0 | 0 | Fraud - False Pretenses | 2 | 2 | 2 |
| Forcible Fondling | 0 | 0 | Fraud - Credit Card/ATM | 5 | 3 | 3 |
| Incest | 0 | 0 | Fraud - Impersonation | 0 | 0 | 0 |
| Statutory Rape | 0 | 0 | Fraud - Welfare | 0 | 0 | 0 |
| Kidnapping/Abduction | 0 | 0 | Fraud - Wire | 0 | 0 | 0 |
| Commercial Sex Acts | 0 | 0 | Fraud - Identity Theft | 0 | 0 | 0 |
| Involuntary Servitude | 0 | 0 | Fraud - Computer Hacking/Invasion | 0 | 0 | 0 |
| Total | 55 | 53 | Robbery | 0 | 0 | 0 |
| | | | Theft - Pocket-picking | 0 | 0 | 0 |
| | | | Theft - Purse Snatching | 0 | 0 | 0 |
| Group B Arrests | | | Theft - Shoplifting | 0 | 0 | 0 |
| Offense | Adult | Juvenile | Theft From Building | 6 | 1 | 1 |
| Bad Checks | 2 | 0 | Theft From Coin Machine | 0 | 0 | 0 |
| Curfew/Vagrancy | 0 | 0 | Theft From Motor Vehicle | 10 | 1 | 1 |
| Disorderly Conduct | 1 | 0 | Theft of Motor Vehicle Parts | 5 | 1 | 1 |
| DUI | 20 | 0 | Theft - All Other Larceny | 47 | 12 | 10 |
| Drunkenness | 28 | 0 | Motor Vehicle Theft | 26 | 12 | 11 |
| Family-Non Violent | 2 | 0 | Stolen Property Offenses | 0 | 0 | 0 |
| Liquor Law Violations | 0 | 0 | | | | |
| Peeping Tom | 0 | 0 | | | | |
| Runaway | 0 | 0 | | | | |
| Trespass | 13 | 0 | | | | |
| All Other Offenses | 777 | 13 | | | | |
| Total Group B | 843 | 13 | | | | |

(*) Offenses are counted using the FBI Units of Count for Crime

(**) The 'Arrests' column shows arrests made for incidents during the selected period, regardless of arrest date. Arrest counts for the same period may change over time.

This report is valid as of May 06, 2019 and is subject to change

Macon County Sheriff's Office - NIBRS Agency Crime Overview - 2018

| Crimes Against Society | | | | |
|------------------------------------|------------|------------|------------|----------|
| Animal Cruelty | 0 | 0 | 0 | 0 |
| Drug/Narcotic Violations | 96 | 96 | 87 | 0 |
| Drug/Narcotic Equipment Violations | 74 | 73 | 10 | 0 |
| Gambling - Betting/Wagering | 0 | 0 | 0 | 0 |
| Gambling - Operating/Promoting | 0 | 0 | 0 | 0 |
| Gambling - Equipment Violations | 0 | 0 | 0 | 0 |
| Gambling - Sports Tampering | 0 | 0 | 0 | 0 |
| Pornography/Obscene Material | 1 | 0 | 0 | 0 |
| Prostitution | 0 | 0 | 0 | 0 |
| Prostitution Assisting/Promoting | 0 | 0 | 0 | 0 |
| Purchasing Prostitution | 0 | 0 | 0 | 0 |
| Weapon Law Violations | 4 | 4 | 0 | 0 |
| Total Group A Offenses | 511 | 371 | 270 | 0 |

(*) Offenses are counted using the FBI Units of Count for Crime

(**) The 'Arrests' column shows arrests made for incidents during the selected period, regardless of arrest date. Arrest counts for the same period may change over time.

Madison County Sheriff's Office - NIBRS Agency Crime Overview - 2018

| 2017 Population Estimate | N/A | Offenses (*) | | Arrests (**) | | | |
|---------------------------------------|-----------------|----------------------------------|-----------------------------------|--------------|----------|----|---|
| | | Reported | Cleared | Adult | Juvenile | | |
| Offense Overview | | Group A Offenses | | | | | |
| Crimes Against Persons | | Crimes Against Persons | | | | | |
| Offense Total | 1,912 | Murder | 2 | 1 | 2 | 0 | |
| Number Cleared | 1,114 | Negligent Manslaughter | 0 | 0 | 0 | 0 | |
| Percent Cleared | 58.26 % | Negligent Vehicular Manslaughter | 0 | 0 | 0 | 0 | |
| Group A Crimes per 100,000 population | N/A | Kidnapping/Abduction | 7 | 4 | 6 | 0 | |
| | | Forcible Rape | 3 | 1 | 1 | 0 | |
| | | Forcible Sodomy | 1 | 1 | 0 | 0 | |
| | | Sexual Assault W/Object | 0 | 0 | 0 | 0 | |
| Arrest Overview | | Forcible Fondling | 12 | 4 | 0 | 1 | |
| Total Arrests | 2,874 | Incest | 0 | 0 | 0 | 0 | |
| Adult Arrests | 2,696 | Statutory Rape | 2 | 0 | 0 | 0 | |
| Juvenile Arrests | 178 | Aggravated Assault | 95 | 74 | 57 | 10 | |
| Unknown Age | 0 | Simple Assault | 363 | 261 | 133 | 57 | |
| Arrests per 100,000 population | N/A | Intimidation | 93 | 53 | 7 | 0 | |
| | | Stalking | 1 | 0 | 0 | 0 | |
| | | Commercial Sex Acts | 0 | 0 | 0 | 0 | |
| Average number offenses/incident | 1.28 | Involuntary Servitude | 0 | 0 | 0 | 0 | |
| Domestic Violence Victims | | Crimes Against Property | | | | | |
| Offense | Reported | Cleared | | | | | |
| Murder | 1 | 1 | Arson | 1 | 0 | 0 | 0 |
| Aggravated Assault | 44 | 42 | Bribery | 0 | 0 | 0 | 0 |
| Simple Assault | 180 | 137 | Burglary | 134 | 26 | 14 | 6 |
| Intimidation | 20 | 13 | Counterfeiting/Forgery | 19 | 9 | 28 | 1 |
| Stalking | 0 | 0 | Destruction/Damage/Vandalism | 136 | 55 | 29 | 7 |
| Forcible Rape | 1 | 1 | Embezzlement | 2 | 1 | 1 | 0 |
| Forcible Sodomy | 0 | 0 | Extortion/Blackmail | 1 | 0 | 0 | 0 |
| Sexual Assault W/Object | 0 | 0 | Fraud - False Pretenses | 42 | 3 | 2 | 0 |
| Forcible Fondling | 3 | 0 | Fraud - Credit Card/ATM | 22 | 3 | 2 | 0 |
| Incest | 0 | 0 | Fraud - Impersonation | 11 | 7 | 8 | 1 |
| Statutory Rape | 1 | 0 | Fraud - Welfare | 0 | 0 | 0 | 0 |
| Kidnapping/Abduction | 3 | 3 | Fraud - Wire | 0 | 0 | 0 | 0 |
| Commercial Sex Acts | 0 | 0 | Fraud - Identity Theft | 11 | 2 | 4 | 0 |
| Involuntary Servitude | 0 | 0 | Fraud - Computer Hacking/Invasion | 0 | 0 | 0 | 0 |
| Total | 253 | 197 | Robbery | 9 | 3 | 3 | 0 |
| | | | Theft - Pocket-picking | 0 | 0 | 0 | 0 |
| Group B Arrests | | | Theft - Purse Snatching | 0 | 0 | 0 | 0 |
| Offense | Adult | Juvenile | Theft - Shoplifting | 11 | 1 | 0 | 0 |
| Bad Checks | 33 | 0 | Theft From Building | 65 | 19 | 1 | 5 |
| Curfew/Vagrancy | 0 | 0 | Theft From Coin Machine | 0 | 0 | 0 | 0 |
| Disorderly Conduct | 5 | 54 | Theft From Motor Vehicle | 80 | 3 | 0 | 0 |
| DUI | 29 | 2 | Theft of Motor Vehicle Parts | 33 | 1 | 0 | 0 |
| Drunkenness | 11 | 0 | Theft - All Other Larceny | 90 | 18 | 16 | 2 |
| Family-Non Violent | 0 | 0 | Motor Vehicle Theft | 67 | 16 | 8 | 1 |
| Liquor Law Violations | 10 | 0 | Stolen Property Offenses | 4 | 4 | 10 | 0 |
| Peeping Tom | 0 | 0 | | | | | |
| Runaway | 0 | 0 | | | | | |
| Trespass | 3 | 1 | | | | | |
| All Other Offenses | 1,957 | 1 | | | | | |
| Total Group B | 2,048 | 58 | | | | | |

(*) Offenses are counted using the FBI Units of Count for Crime

(**) The 'Arrests' column shows arrests made for incidents during the selected period, regardless of arrest date. Arrest counts for the same period may change over time.

This report is valid as of May 06, 2019 and is subject to change

Madison County Sheriff's Office - NIBRS Agency Crime Overview - 2018

| Crimes Against Society | | | | |
|------------------------------------|--------------|--------------|------------|------------|
| Animal Cruelty | 5 | 3 | 1 | 0 |
| Drug/Narcotic Violations | 308 | 287 | 274 | 26 |
| Drug/Narcotic Equipment Violations | 202 | 192 | 34 | 2 |
| Gambling - Betting/Wagering | 0 | 0 | 0 | 0 |
| Gambling - Operating/Promoting | 0 | 0 | 0 | 0 |
| Gambling - Equipment Violations | 0 | 0 | 0 | 0 |
| Gambling - Sports Tampering | 0 | 0 | 0 | 0 |
| Pornography/Obscene Material | 17 | 4 | 0 | 1 |
| Prostitution | 0 | 0 | 0 | 0 |
| Prostitution Assisting/Promoting | 0 | 0 | 0 | 0 |
| Purchasing Prostitution | 0 | 0 | 0 | 0 |
| Weapon Law Violations | 63 | 58 | 7 | 0 |
| Total Group A Offenses | 1,912 | 1,114 | 648 | 120 |

(*) Offenses are counted using the FBI Units of Count for Crime

(**) The 'Arrests' column shows arrests made for incidents during the selected period, regardless of arrest date. Arrest counts for the same period may change over time.

Marion County Sheriff's Office - NIBRS Agency Crime Overview - 2018

| 2017 Population Estimate | N/A | Offenses (*) | | Arrests (**) | | |
|---------------------------------------|-----------------|----------------------------------|-----------------------------------|--------------|----------|----|
| | | Reported | Cleared | Adult | Juvenile | |
| Offense Overview | | Group A Offenses | | | | |
| Crimes Against Persons | | Crimes Against Persons | | | | |
| Offense Total | 732 | Murder | 0 | 0 | 0 | 0 |
| Number Cleared | 326 | Negligent Manslaughter | 1 | 1 | 1 | 0 |
| Percent Cleared | 44.54 % | Negligent Vehicular Manslaughter | 0 | 0 | 0 | 0 |
| Group A Crimes per 100,000 population | N/A | Kidnapping/Abduction | 1 | 1 | 1 | 0 |
| | | Forcible Rape | 2 | 2 | 2 | 0 |
| | | Forcible Sodomy | 0 | 0 | 0 | 0 |
| | | Sexual Assault W/Object | 0 | 0 | 0 | 0 |
| Arrest Overview | | Forcible Fondling | 1 | 0 | 0 | 0 |
| Total Arrests | 1,145 | Incest | 0 | 0 | 0 | 0 |
| Adult Arrests | 1,138 | Statutory Rape | 0 | 0 | 0 | 0 |
| Juvenile Arrests | 7 | Aggravated Assault | 53 | 44 | 40 | 0 |
| Unknown Age | 0 | Simple Assault | 109 | 66 | 57 | 0 |
| Arrests per 100,000 population | N/A | Intimidation | 73 | 24 | 16 | 4 |
| | | Stalking | 6 | 1 | 1 | 0 |
| | | Commercial Sex Acts | 0 | 0 | 0 | 0 |
| Average number offenses/incident | 1.18 | Involuntary Servitude | 3 | 3 | 1 | 0 |
| Domestic Violence Victims | | Crimes Against Property | | | | |
| Offense | Reported | Cleared | | | | |
| Murder | 0 | 0 | Arson | 0 | 0 | 0 |
| Aggravated Assault | 12 | 10 | Bribery | 0 | 0 | 0 |
| Simple Assault | 43 | 27 | Burglary | 43 | 5 | 7 |
| Intimidation | 7 | 4 | Counterfeiting/Forgery | 6 | 2 | 2 |
| Stalking | 1 | 0 | Destruction/Damage/Vandalism | 77 | 20 | 14 |
| Forcible Rape | 0 | 0 | Embezzlement | 1 | 1 | 1 |
| Forcible Sodomy | 0 | 0 | Extortion/Blackmail | 0 | 0 | 0 |
| Sexual Assault W/Object | 0 | 0 | Fraud - False Pretenses | 14 | 2 | 2 |
| Forcible Fondling | 1 | 0 | Fraud - Credit Card/ATM | 5 | 1 | 1 |
| Incest | 0 | 0 | Fraud - Impersonation | 6 | 1 | 0 |
| Statutory Rape | 0 | 0 | Fraud - Welfare | 0 | 0 | 0 |
| Kidnapping/Abduction | 0 | 0 | Fraud - Wire | 0 | 0 | 0 |
| Commercial Sex Acts | 0 | 0 | Fraud - Identity Theft | 2 | 1 | 1 |
| Involuntary Servitude | 2 | 2 | Fraud - Computer Hacking/Invasion | 0 | 0 | 0 |
| Total | 66 | 43 | Robbery | 1 | 1 | 1 |
| | | | Theft - Pocket-picking | 0 | 0 | 0 |
| | | | Theft - Purse Snatching | 1 | 0 | 0 |
| | | | Theft - Shoplifting | 2 | 0 | 0 |
| Group B Arrests | | | Theft From Building | 20 | 4 | 4 |
| Offense | Adult | Juvenile | Theft From Coin Machine | 0 | 0 | 0 |
| Bad Checks | 1 | 0 | Theft From Motor Vehicle | 17 | 1 | 0 |
| Curfew/Vagrancy | 0 | 0 | Theft of Motor Vehicle Parts | 8 | 0 | 0 |
| Disorderly Conduct | 28 | 0 | Theft - All Other Larceny | 87 | 14 | 13 |
| DUI | 9 | 0 | Motor Vehicle Theft | 56 | 9 | 10 |
| Drunkenness | 20 | 0 | Stolen Property Offenses | 1 | 1 | 1 |
| Family-Non Violent | 3 | 0 | | | | |
| Liquor Law Violations | 8 | 0 | | | | |
| Peeping Tom | 0 | 0 | | | | |
| Runaway | 0 | 0 | | | | |
| Trespass | 20 | 0 | | | | |
| All Other Offenses | 768 | 1 | | | | |
| Total Group B | 857 | 1 | | | | |

(*) Offenses are counted using the FBI Units of Count for Crime

(**) The 'Arrests' column shows arrests made for incidents during the selected period, regardless of arrest date. Arrest counts for the same period may change over time.

This report is valid as of May 06, 2019 and is subject to change

Marion County Sheriff's Office - NIBRS Agency Crime Overview - 2018

| Crimes Against Society | | | | |
|------------------------------------|------------|------------|------------|----------|
| Animal Cruelty | 3 | 1 | 1 | 0 |
| Drug/Narcotic Violations | 77 | 73 | 80 | 1 |
| Drug/Narcotic Equipment Violations | 42 | 36 | 18 | 0 |
| Gambling - Betting/Wagering | 0 | 0 | 0 | 0 |
| Gambling - Operating/Promoting | 1 | 0 | 0 | 0 |
| Gambling - Equipment Violations | 0 | 0 | 0 | 0 |
| Gambling - Sports Tampering | 0 | 0 | 0 | 0 |
| Pornography/Obscene Material | 1 | 0 | 0 | 0 |
| Prostitution | 0 | 0 | 0 | 0 |
| Prostitution Assisting/Promoting | 0 | 0 | 0 | 0 |
| Purchasing Prostitution | 0 | 0 | 0 | 0 |
| Weapon Law Violations | 12 | 11 | 6 | 0 |
| Total Group A Offenses | 732 | 326 | 281 | 6 |

(*) Offenses are counted using the FBI Units of Count for Crime

(**) The 'Arrests' column shows arrests made for incidents during the selected period, regardless of arrest date. Arrest counts for the same period may change over time.

Marshall County Sheriff's Office - NIBRS Agency Crime Overview - 2018

| 2017 Population Estimate | N/A | Offenses (*) | | Arrests (**) | | |
|---------------------------------------|-----------------|----------------------------------|-----------------------------------|--------------|----------|----|
| | | Reported | Cleared | Adult | Juvenile | |
| Offense Overview | | Group A Offenses | | | | |
| | | Crimes Against Persons | | | | |
| Offense Total | 333 | Murder | 0 | 0 | 0 | 0 |
| Number Cleared | 157 | Negligent Manslaughter | 0 | 0 | 0 | 0 |
| Percent Cleared | 47.15 % | Negligent Vehicular Manslaughter | 0 | 0 | 0 | 0 |
| Group A Crimes per 100,000 population | N/A | Kidnapping/Abduction | 0 | 0 | 0 | 0 |
| | | Forcible Rape | 2 | 2 | 2 | 0 |
| | | Forcible Sodomy | 0 | 0 | 0 | 0 |
| | | Sexual Assault W/Object | 1 | 1 | 0 | 1 |
| Arrest Overview | | Forcible Fondling | 5 | 2 | 2 | 0 |
| Total Arrests | 669 | Incest | 0 | 0 | 0 | 0 |
| Adult Arrests | 638 | Statutory Rape | 1 | 1 | 1 | 0 |
| Juvenile Arrests | 31 | Aggravated Assault | 26 | 20 | 12 | 1 |
| Unknown Age | 0 | Simple Assault | 89 | 52 | 39 | 11 |
| Arrests per 100,000 population | N/A | Intimidation | 13 | 3 | 2 | 1 |
| | | Stalking | 4 | 2 | 2 | 0 |
| | | Commercial Sex Acts | 0 | 0 | 0 | 0 |
| Average number offenses/incident | 1.17 | Involuntary Servitude | 0 | 0 | 0 | 0 |
| Domestic Violence Victims | | Crimes Against Property | | | | |
| Offense | Reported | Cleared | | | | |
| Murder | 0 | 0 | Arson | 0 | 0 | 0 |
| Aggravated Assault | 10 | 6 | Bribery | 0 | 0 | 0 |
| Simple Assault | 46 | 33 | Burglary | 5 | 0 | 0 |
| Intimidation | 6 | 1 | Counterfeiting/Forgery | 2 | 0 | 0 |
| Stalking | 1 | 1 | Destruction/Damage/Vandalism | 27 | 4 | 2 |
| Forcible Rape | 2 | 2 | Embezzlement | 0 | 0 | 0 |
| Forcible Sodomy | 0 | 0 | Extortion/Blackmail | 0 | 0 | 0 |
| Sexual Assault W/Object | 0 | 0 | Fraud - False Pretenses | 1 | 0 | 0 |
| Forcible Fondling | 2 | 0 | Fraud - Credit Card/ATM | 1 | 0 | 0 |
| Incest | 0 | 0 | Fraud - Impersonation | 2 | 2 | 1 |
| Statutory Rape | 0 | 0 | Fraud - Welfare | 0 | 0 | 0 |
| Kidnapping/Abduction | 0 | 0 | Fraud - Wire | 1 | 0 | 0 |
| Commercial Sex Acts | 0 | 0 | Fraud - Identity Theft | 2 | 0 | 0 |
| Involuntary Servitude | 0 | 0 | Fraud - Computer Hacking/Invasion | 0 | 0 | 0 |
| Total | 67 | 43 | Robbery | 2 | 1 | 2 |
| | | | Theft - Pocket-picking | 0 | 0 | 0 |
| | | | Theft - Purse Snatching | 0 | 0 | 0 |
| | | | Theft - Shoplifting | 0 | 0 | 0 |
| Group B Arrests | | | Theft From Building | 42 | 6 | 7 |
| Offense | Adult | Juvenile | Theft From Coin Machine | 0 | 0 | 0 |
| Bad Checks | 4 | 0 | Theft From Motor Vehicle | 12 | 0 | 0 |
| Curfew/Vagrancy | 0 | 0 | Theft of Motor Vehicle Parts | 1 | 0 | 0 |
| Disorderly Conduct | 4 | 2 | Theft - All Other Larceny | 24 | 3 | 2 |
| DUI | 6 | 0 | Motor Vehicle Theft | 13 | 7 | 6 |
| Drunkenness | 9 | 0 | Stolen Property Offenses | 0 | 0 | 0 |
| Family-Non Violent | 60 | 0 | | | | |
| Liquor Law Violations | 3 | 8 | | | | |
| Peeping Tom | 0 | 0 | | | | |
| Runaway | 0 | 0 | | | | |
| Trespass | 1 | 0 | | | | |
| All Other Offenses | 435 | 0 | | | | |
| Total Group B | 522 | 10 | | | | |

(*) Offenses are counted using the FBI Units of Count for Crime

(**) The 'Arrests' column shows arrests made for incidents during the selected period, regardless of arrest date. Arrest counts for the same period may change over time.

This report is valid as of May 06, 2019 and is subject to change

Marshall County Sheriff's Office - NIBRS Agency Crime Overview - 2018

| Crimes Against Society | | | | |
|------------------------------------|------------|------------|------------|-----------|
| Animal Cruelty | 3 | 0 | 0 | 0 |
| Drug/Narcotic Violations | 35 | 33 | 25 | 5 |
| Drug/Narcotic Equipment Violations | 14 | 14 | 11 | 0 |
| Gambling - Betting/Wagering | 0 | 0 | 0 | 0 |
| Gambling - Operating/Promoting | 0 | 0 | 0 | 0 |
| Gambling - Equipment Violations | 0 | 0 | 0 | 0 |
| Gambling - Sports Tampering | 0 | 0 | 0 | 0 |
| Pornography/Obscene Material | 2 | 1 | 0 | 1 |
| Prostitution | 0 | 0 | 0 | 0 |
| Prostitution Assisting/Promoting | 0 | 0 | 0 | 0 |
| Purchasing Prostitution | 0 | 0 | 0 | 0 |
| Weapon Law Violations | 3 | 3 | 0 | 1 |
| Total Group A Offenses | 333 | 157 | 116 | 21 |

(*) Offenses are counted using the FBI Units of Count for Crime

(**) The 'Arrests' column shows arrests made for incidents during the selected period, regardless of arrest date. Arrest counts for the same period may change over time.

Johnson County Sheriff's Office - NIBRS Agency Crime Overview - 2018

| 2017 Population Estimate | N/A | Offenses (*) | | Arrests (**) | | |
|---------------------------------------|-----------------|----------------------------------|-----------------------------------|--------------|----------|----|
| | | Reported | Cleared | Adult | Juvenile | |
| Offense Overview | | Group A Offenses | | | | |
| Crimes Against Persons | | | | | | |
| Offense Total | 706 | Murder | 1 | 1 | 2 | 0 |
| Number Cleared | 423 | Negligent Manslaughter | 0 | 0 | 0 | 0 |
| Percent Cleared | 59.92 % | Negligent Vehicular Manslaughter | 0 | 0 | 0 | 0 |
| Group A Crimes per 100,000 population | N/A | Kidnapping/Abduction | 12 | 12 | 10 | 0 |
| | | Forcible Rape | 8 | 4 | 3 | 0 |
| | | Forcible Sodomy | 0 | 0 | 0 | 0 |
| | | Sexual Assault W/Object | 0 | 0 | 0 | 0 |
| Arrest Overview | | Forcible Fondling | 0 | 0 | 0 | 0 |
| Total Arrests | 913 | Incest | 0 | 0 | 0 | 0 |
| Adult Arrests | 912 | Statutory Rape | 2 | 1 | 1 | 0 |
| Juvenile Arrests | 1 | Aggravated Assault | 43 | 40 | 34 | 0 |
| Unknown Age | 0 | Simple Assault | 84 | 70 | 52 | 0 |
| Arrests per 100,000 population | N/A | Intimidation | 39 | 13 | 10 | 0 |
| | | Stalking | 0 | 0 | 0 | 0 |
| | | Commercial Sex Acts | 0 | 0 | 0 | 0 |
| Average number offenses/incident | 1.27 | Involuntary Servitude | 0 | 0 | 0 | 0 |
| Domestic Violence Victims | | Crimes Against Property | | | | |
| Offense | Reported | Cleared | | | | |
| Murder | 0 | 0 | Arson | 0 | 0 | 0 |
| Aggravated Assault | 8 | 8 | Bribery | 0 | 0 | 0 |
| Simple Assault | 16 | 14 | Burglary | 52 | 17 | 11 |
| Intimidation | 4 | 4 | Counterfeiting/Forgery | 4 | 1 | 1 |
| Stalking | 0 | 0 | Destruction/Damage/Vandalism | 64 | 21 | 13 |
| Forcible Rape | 0 | 0 | Embezzlement | 0 | 0 | 0 |
| Forcible Sodomy | 0 | 0 | Extortion/Blackmail | 1 | 0 | 0 |
| Sexual Assault W/Object | 0 | 0 | Fraud - False Pretenses | 2 | 1 | 0 |
| Forcible Fondling | 0 | 0 | Fraud - Credit Card/ATM | 6 | 1 | 0 |
| Incest | 0 | 0 | Fraud - Impersonation | 3 | 2 | 3 |
| Statutory Rape | 0 | 0 | Fraud - Welfare | 0 | 0 | 0 |
| Kidnapping/Abduction | 1 | 1 | Fraud - Wire | 0 | 0 | 0 |
| Commercial Sex Acts | 0 | 0 | Fraud - Identity Theft | 1 | 0 | 0 |
| Involuntary Servitude | 0 | 0 | Fraud - Computer Hacking/Invasion | 0 | 0 | 0 |
| Total | 29 | 27 | Robbery | 1 | 1 | 0 |
| | | | Theft - Pocket-picking | 0 | 0 | 0 |
| | | | Theft - Purse Snatching | 0 | 0 | 0 |
| Group B Arrests | | | Theft - Shoplifting | 0 | 0 | 0 |
| Offense | Adult | Juvenile | Theft From Building | 18 | 4 | 4 |
| Bad Checks | 1 | 0 | Theft From Coin Machine | 0 | 0 | 0 |
| Curfew/Vagrancy | 0 | 0 | Theft From Motor Vehicle | 18 | 5 | 3 |
| Disorderly Conduct | 1 | 0 | Theft of Motor Vehicle Parts | 6 | 2 | 3 |
| DUI | 38 | 0 | Theft - All Other Larceny | 85 | 16 | 13 |
| Drunkenness | 39 | 0 | Motor Vehicle Theft | 34 | 6 | 5 |
| Family-Non Violent | 31 | 0 | Stolen Property Offenses | 6 | 4 | 2 |
| Liquor Law Violations | 1 | 0 | | | | |
| Peeping Tom | 0 | 0 | | | | |
| Runaway | 0 | 0 | | | | |
| Trespass | 11 | 0 | | | | |
| All Other Offenses | 485 | 0 | | | | |
| Total Group B | 607 | 0 | | | | |

(*) Offenses are counted using the FBI Units of Count for Crime

(**) The 'Arrests' column shows arrests made for incidents during the selected period, regardless of arrest date. Arrest counts for the same period may change over time.

This report is valid as of May 06, 2019 and is subject to change

Johnson County Sheriff's Office - NIBRS Agency Crime Overview - 2018

| Crimes Against Society | | | | |
|------------------------------------|------------|------------|------------|----------|
| Animal Cruelty | 3 | 2 | 2 | 0 |
| Drug/Narcotic Violations | 108 | 98 | 104 | 1 |
| Drug/Narcotic Equipment Violations | 82 | 82 | 27 | 0 |
| Gambling - Betting/Wagering | 0 | 0 | 0 | 0 |
| Gambling - Operating/Promoting | 0 | 0 | 0 | 0 |
| Gambling - Equipment Violations | 0 | 0 | 0 | 0 |
| Gambling - Sports Tampering | 0 | 0 | 0 | 0 |
| Pornography/Obscene Material | 2 | 0 | 0 | 0 |
| Prostitution | 0 | 0 | 0 | 0 |
| Prostitution Assisting/Promoting | 0 | 0 | 0 | 0 |
| Purchasing Prostitution | 0 | 0 | 0 | 0 |
| Weapon Law Violations | 21 | 19 | 2 | 0 |
| Total Group A Offenses | 706 | 423 | 305 | 1 |

(*) Offenses are counted using the FBI Units of Count for Crime

(**) The 'Arrests' column shows arrests made for incidents during the selected period, regardless of arrest date. Arrest counts for the same period may change over time.

Knox County Sheriff's Office - NIBRS Agency Crime Overview - 2018

| 2017 Population Estimate | N/A | Offenses (*) | | Arrests (**) | | | |
|---------------------------------------|-----------------|----------------------------------|-----------------------------------|--------------|----------|-----|----|
| | | Reported | Cleared | Adult | Juvenile | | |
| Offense Overview | | Group A Offenses | | | | | |
| | | Crimes Against Persons | | | | | |
| Offense Total | 9,617 | Murder | 7 | 6 | 5 | 0 | |
| Number Cleared | 5,013 | Negligent Manslaughter | 0 | 0 | 0 | 0 | |
| Percent Cleared | 52.13 % | Negligent Vehicular Manslaughter | 0 | 0 | 0 | 0 | |
| Group A Crimes per 100,000 population | N/A | Kidnapping/Abduction | 8 | 3 | 2 | 0 | |
| | | Forcible Rape | 45 | 16 | 3 | 0 | |
| | | Forcible Sodomy | 20 | 10 | 0 | 1 | |
| | | Sexual Assault W/Object | 5 | 4 | 0 | 0 | |
| | | Forcible Fondling | 66 | 27 | 4 | 3 | |
| Arrest Overview | | Incest | 1 | 0 | 0 | 0 | |
| Total Arrests | 7,472 | Statutory Rape | 10 | 2 | 1 | 0 | |
| Adult Arrests | 7,072 | Aggravated Assault | 564 | 468 | 224 | 31 | |
| Juvenile Arrests | 400 | Simple Assault | 1,751 | 1,430 | 579 | 105 | |
| Unknown Age | 0 | Intimidation | 703 | 415 | 39 | 32 | |
| Arrests per 100,000 population | N/A | Stalking | 31 | 21 | 9 | 0 | |
| | | Commercial Sex Acts | 0 | 0 | 0 | 0 | |
| Average number offenses/incident | 1.16 | Involuntary Servitude | 0 | 0 | 0 | 0 | |
| Domestic Violence Victims | | Crimes Against Property | | | | | |
| Offense | Reported | Cleared | | | | | |
| Murder | 4 | 4 | Arson | 18 | 7 | 1 | 0 |
| Aggravated Assault | 281 | 254 | Bribery | 0 | 0 | 0 | 0 |
| Simple Assault | 1,215 | 1,059 | Burglary | 569 | 125 | 77 | 11 |
| Intimidation | 230 | 164 | Counterfeiting/Forgery | 62 | 22 | 13 | 1 |
| Stalking | 20 | 13 | Destruction/Damage/Vandalism | 728 | 233 | 36 | 18 |
| Forcible Rape | 18 | 10 | Embezzlement | 36 | 14 | 12 | 0 |
| Forcible Sodomy | 10 | 6 | Extortion/Blackmail | 13 | 1 | 0 | 0 |
| Sexual Assault W/Object | 4 | 4 | Fraud - False Pretenses | 220 | 50 | 21 | 1 |
| Forcible Fondling | 23 | 10 | Fraud - Credit Card/ATM | 111 | 16 | 3 | 1 |
| Incest | 1 | 0 | Fraud - Impersonation | 69 | 13 | 10 | 0 |
| Statutory Rape | 3 | 1 | Fraud - Welfare | 0 | 0 | 0 | 0 |
| Kidnapping/Abduction | 7 | 2 | Fraud - Wire | 26 | 3 | 2 | 0 |
| Commercial Sex Acts | 0 | 0 | Fraud - Identity Theft | 5 | 0 | 0 | 0 |
| Involuntary Servitude | 0 | 0 | Fraud - Computer Hacking/Invasion | 0 | 0 | 0 | 0 |
| Total | 1,816 | 1,527 | Robbery | 45 | 23 | 12 | 0 |
| | | | Theft - Pocket-picking | 0 | 0 | 0 | 0 |
| | | | Theft - Purse Snatching | 1 | 1 | 0 | 0 |
| | | | Theft - Shoplifting | 296 | 114 | 116 | 8 |
| Group B Arrests | | | Theft From Building | 190 | 57 | 13 | 5 |
| Offense | Adult | Juvenile | Theft From Coin Machine | 0 | 0 | 0 | 0 |
| Bad Checks | 5 | 0 | Theft From Motor Vehicle | 770 | 127 | 49 | 9 |
| Curfew/Vagrancy | 1 | 0 | Theft of Motor Vehicle Parts | 218 | 23 | 10 | 0 |
| Disorderly Conduct | 41 | 20 | Theft - All Other Larceny | 1,040 | 178 | 86 | 6 |
| DUI | 459 | 1 | Motor Vehicle Theft | 499 | 169 | 93 | 3 |
| Drunkenness | 317 | 10 | Stolen Property Offenses | 92 | 90 | 60 | 3 |
| Family-Non Violent | 82 | 1 | | | | | |
| Liquor Law Violations | 24 | 20 | | | | | |
| Peeping Tom | 0 | 0 | | | | | |
| Runaway | 0 | 0 | | | | | |
| Trespass | 58 | 2 | | | | | |
| All Other Offenses | 3,538 | 39 | | | | | |
| Total Group B | 4,525 | 93 | | | | | |

(*) Offenses are counted using the FBI Units of Count for Crime

(**) The 'Arrests' column shows arrests made for incidents during the selected period, regardless of arrest date. Arrest counts for the same period may change over time.

This report is valid as of May 06, 2019 and is subject to change

Knox County Sheriff's Office - NIBRS Agency Crime Overview - 2018

| Crimes Against Society | | | | |
|------------------------------------|--------------|--------------|--------------|------------|
| Animal Cruelty | 11 | 6 | 5 | 0 |
| Drug/Narcotic Violations | 787 | 754 | 882 | 54 |
| Drug/Narcotic Equipment Violations | 509 | 499 | 164 | 5 |
| Gambling - Betting/Wagering | 0 | 0 | 0 | 0 |
| Gambling - Operating/Promoting | 0 | 0 | 0 | 0 |
| Gambling - Equipment Violations | 0 | 0 | 0 | 0 |
| Gambling - Sports Tampering | 0 | 0 | 0 | 0 |
| Pornography/Obscene Material | 6 | 3 | 0 | 4 |
| Prostitution | 0 | 0 | 0 | 0 |
| Prostitution Assisting/Promoting | 0 | 0 | 0 | 0 |
| Purchasing Prostitution | 0 | 0 | 0 | 0 |
| Weapon Law Violations | 85 | 83 | 16 | 6 |
| Total Group A Offenses | 9,617 | 5,013 | 2,547 | 307 |

(*) Offenses are counted using the FBI Units of Count for Crime

(**) The 'Arrests' column shows arrests made for incidents during the selected period, regardless of arrest date. Arrest counts for the same period may change over time.

Lake County Sheriff's Office - NIBRS Agency Crime Overview - 2018

| 2017 Population Estimate | N/A | Offenses (*) | | Arrests (**) | | |
|---------------------------------------|-----------------|----------------------------------|-----------------------------------|--------------|----------|---|
| | | Reported | Cleared | Adult | Juvenile | |
| Offense Overview | | Group A Offenses | | | | |
| | | Crimes Against Persons | | | | |
| Offense Total | 77 | Murder | 0 | 0 | 0 | 0 |
| Number Cleared | 34 | Negligent Manslaughter | 0 | 0 | 0 | 0 |
| Percent Cleared | 44.16 % | Negligent Vehicular Manslaughter | 0 | 0 | 0 | 0 |
| Group A Crimes per 100,000 population | N/A | Kidnapping/Abduction | 0 | 0 | 0 | 0 |
| | | Forcible Rape | 1 | 0 | 0 | 0 |
| | | Forcible Sodomy | 0 | 0 | 0 | 0 |
| | | Sexual Assault W/Object | 0 | 0 | 0 | 0 |
| Arrest Overview | | Forcible Fondling | 0 | 0 | 0 | 0 |
| Total Arrests | 46 | Incest | 0 | 0 | 0 | 0 |
| Adult Arrests | 44 | Statutory Rape | 0 | 0 | 0 | 0 |
| Juvenile Arrests | 2 | Aggravated Assault | 4 | 2 | 2 | 0 |
| Unknown Age | 0 | Simple Assault | 8 | 6 | 4 | 2 |
| Arrests per 100,000 population | N/A | Intimidation | 1 | 0 | 0 | 0 |
| | | Stalking | 1 | 0 | 0 | 0 |
| | | Commercial Sex Acts | 0 | 0 | 0 | 0 |
| Average number offenses/incident | 1.10 | Involuntary Servitude | 0 | 0 | 0 | 0 |
| Domestic Violence Victims | | Crimes Against Property | | | | |
| Offense | Reported | Cleared | | | | |
| Murder | 0 | 0 | Arson | 0 | 0 | 0 |
| Aggravated Assault | 0 | 0 | Bribery | 0 | 0 | 0 |
| Simple Assault | 7 | 5 | Burglary | 8 | 3 | 4 |
| Intimidation | 0 | 0 | Counterfeiting/Forgery | 0 | 0 | 0 |
| Stalking | 0 | 0 | Destruction/Damage/Vandalism | 4 | 0 | 0 |
| Forcible Rape | 1 | 0 | Embezzlement | 0 | 0 | 0 |
| Forcible Sodomy | 0 | 0 | Extortion/Blackmail | 0 | 0 | 0 |
| Sexual Assault W/Object | 0 | 0 | Fraud - False Pretenses | 1 | 0 | 0 |
| Forcible Fondling | 0 | 0 | Fraud - Credit Card/ATM | 2 | 0 | 0 |
| Incest | 0 | 0 | Fraud - Impersonation | 0 | 0 | 0 |
| Statutory Rape | 0 | 0 | Fraud - Welfare | 0 | 0 | 0 |
| Kidnapping/Abduction | 0 | 0 | Fraud - Wire | 1 | 0 | 0 |
| Commercial Sex Acts | 0 | 0 | Fraud - Identity Theft | 1 | 0 | 0 |
| Involuntary Servitude | 0 | 0 | Fraud - Computer Hacking/Invasion | 0 | 0 | 0 |
| Total | 8 | 5 | Robbery | 0 | 0 | 0 |
| | | | Theft - Pocket-picking | 0 | 0 | 0 |
| | | | Theft - Purse Snatching | 0 | 0 | 0 |
| | | | Theft - Shoplifting | 0 | 0 | 0 |
| Group B Arrests | | | Theft From Building | 2 | 0 | 0 |
| Offense | Adult | Juvenile | Theft From Coin Machine | 0 | 0 | 0 |
| Bad Checks | 0 | 0 | Theft From Motor Vehicle | 16 | 4 | 4 |
| Curfew/Vagrancy | 0 | 0 | Theft of Motor Vehicle Parts | 1 | 0 | 0 |
| Disorderly Conduct | 3 | 0 | Theft - All Other Larceny | 5 | 0 | 0 |
| DUI | 1 | 0 | Motor Vehicle Theft | 3 | 1 | 2 |
| Drunkenness | 1 | 0 | Stolen Property Offenses | 0 | 0 | 0 |
| Family-Non Violent | 0 | 0 | | | | |
| Liquor Law Violations | 0 | 0 | | | | |
| Peeping Tom | 0 | 0 | | | | |
| Runaway | 0 | 0 | | | | |
| Trespass | 2 | 0 | | | | |
| All Other Offenses | 5 | 0 | | | | |
| Total Group B | 12 | 0 | | | | |

(*) Offenses are counted using the FBI Units of Count for Crime

(**) The 'Arrests' column shows arrests made for incidents during the selected period, regardless of arrest date. Arrest counts for the same period may change over time.

Lake County Sheriff's Office - NIBRS Agency Crime Overview - 2018

| Crimes Against Society | | | | |
|------------------------------------|-----------|-----------|-----------|----------|
| Animal Cruelty | 0 | 0 | 0 | 0 |
| Drug/Narcotic Violations | 14 | 14 | 15 | 0 |
| Drug/Narcotic Equipment Violations | 2 | 2 | 0 | 0 |
| Gambling - Betting/Wagering | 0 | 0 | 0 | 0 |
| Gambling - Operating/Promoting | 0 | 0 | 0 | 0 |
| Gambling - Equipment Violations | 0 | 0 | 0 | 0 |
| Gambling - Sports Tampering | 0 | 0 | 0 | 0 |
| Pornography/Obscene Material | 0 | 0 | 0 | 0 |
| Prostitution | 0 | 0 | 0 | 0 |
| Prostitution Assisting/Promoting | 0 | 0 | 0 | 0 |
| Purchasing Prostitution | 0 | 0 | 0 | 0 |
| Weapon Law Violations | 2 | 2 | 1 | 0 |
| Total Group A Offenses | 77 | 34 | 32 | 2 |

(*) Offenses are counted using the FBI Units of Count for Crime

(**) The 'Arrests' column shows arrests made for incidents during the selected period, regardless of arrest date. Arrest counts for the same period may change over time.

Lauderdale County Sheriff's Office - NIBRS Agency Crime Overview - 2018

| 2017 Population Estimate | | N/A | Offenses (*) | | Arrests (**) | | |
|---------------------------------------|-----------------|-----------------|-----------------------------------|---------|--------------|----------|---|
| | | | Reported | Cleared | Adult | Juvenile | |
| Offense Overview | | | Group A Offenses | | | | |
| | | | Crimes Against Persons | | | | |
| Offense Total | 664 | | 1 | 1 | 2 | 0 | |
| Number Cleared | 257 | | 0 | 0 | 0 | 0 | |
| Percent Cleared | 38.70 % | | 0 | 0 | 0 | 0 | |
| Group A Crimes per 100,000 population | N/A | | 4 | 3 | 2 | 0 | |
| | | | 4 | 0 | 0 | 0 | |
| | | | 1 | 0 | 0 | 0 | |
| | | | 0 | 0 | 0 | 0 | |
| Arrest Overview | | | Crimes Against Property | | | | |
| Total Arrests | 931 | | 2 | 0 | 0 | 0 | |
| Adult Arrests | 925 | | 0 | 0 | 0 | 0 | |
| Juvenile Arrests | 6 | | 4 | 3 | 3 | 0 | |
| Unknown Age | 0 | | 47 | 37 | 23 | 0 | |
| Arrests per 100,000 population | N/A | | 106 | 66 | 50 | 1 | |
| | | | 38 | 7 | 6 | 0 | |
| | | | 2 | 1 | 1 | 0 | |
| | | | 0 | 0 | 0 | 0 | |
| Average number offenses/incident | 1.22 | | 0 | 0 | 0 | 0 | |
| Domestic Violence Victims | | | Crimes Against Property | | | | |
| Offense | Reported | Cleared | Arson | 2 | 2 | 4 | 0 |
| Murder | 0 | 0 | Bribery | 0 | 0 | 0 | 0 |
| Aggravated Assault | 22 | 22 | Burglary | 101 | 14 | 13 | 0 |
| Simple Assault | 73 | 48 | Counterfeiting/Forgery | 6 | 3 | 1 | 0 |
| Intimidation | 13 | 4 | Destruction/Damage/Vandalism | 77 | 21 | 12 | 0 |
| Stalking | 2 | 1 | Embezzlement | 0 | 0 | 0 | 0 |
| Forcible Rape | 2 | 0 | Extortion/Blackmail | 0 | 0 | 0 | 0 |
| Forcible Sodomy | 1 | 0 | Fraud - False Pretenses | 4 | 2 | 1 | 0 |
| Sexual Assault W/Object | 0 | 0 | Fraud - Credit Card/ATM | 6 | 0 | 0 | 0 |
| Forcible Fondling | 2 | 0 | Fraud - Impersonation | 6 | 1 | 0 | 0 |
| Incest | 0 | 0 | Fraud - Welfare | 0 | 0 | 0 | 0 |
| Statutory Rape | 0 | 0 | Fraud - Wire | 0 | 0 | 0 | 0 |
| Kidnapping/Abduction | 4 | 3 | Fraud - Identity Theft | 1 | 0 | 0 | 0 |
| Commercial Sex Acts | 0 | 0 | Fraud - Computer Hacking/Invasion | 0 | 0 | 0 | 0 |
| Involuntary Servitude | 0 | 0 | Robbery | 2 | 0 | 0 | 0 |
| Total | 119 | 78 | Theft - Pocket-picking | 0 | 0 | 0 | 0 |
| | | | Theft - Purse Snatching | 0 | 0 | 0 | 0 |
| Group B Arrests | | | Theft - Shoplifting | 2 | 1 | 1 | 0 |
| Offense | Adult | Juvenile | Theft From Building | 46 | 10 | 8 | 1 |
| Bad Checks | 33 | 0 | Theft From Coin Machine | 0 | 0 | 0 | 0 |
| Curfew/Vagrancy | 0 | 0 | Theft From Motor Vehicle | 27 | 1 | 0 | 0 |
| Disorderly Conduct | 5 | 0 | Theft of Motor Vehicle Parts | 13 | 0 | 0 | 0 |
| DUI | 12 | 0 | Theft - All Other Larceny | 60 | 5 | 4 | 0 |
| Drunkenness | 2 | 0 | Motor Vehicle Theft | 19 | 5 | 3 | 0 |
| Family-Non Violent | 132 | 0 | Stolen Property Offenses | 0 | 0 | 0 | 0 |
| Liquor Law Violations | 8 | 1 | | | | | |
| Peeping Tom | 0 | 0 | | | | | |
| Runaway | 0 | 0 | | | | | |
| Trespass | 4 | 0 | | | | | |
| All Other Offenses | 536 | 2 | | | | | |
| Total Group B | 732 | 3 | | | | | |

(*) Offenses are counted using the FBI Units of Count for Crime

(**) The 'Arrests' column shows arrests made for incidents during the selected period, regardless of arrest date. Arrest counts for the same period may change over time.

Lauderdale County Sheriff's Office - NIBRS Agency Crime Overview - 2018

| Crimes Against Society | | | | |
|------------------------------------|------------|------------|------------|----------|
| Animal Cruelty | 0 | 0 | 0 | 0 |
| Drug/Narcotic Violations | 56 | 50 | 51 | 1 |
| Drug/Narcotic Equipment Violations | 15 | 14 | 1 | 0 |
| Gambling - Betting/Wagering | 0 | 0 | 0 | 0 |
| Gambling - Operating/Promoting | 0 | 0 | 0 | 0 |
| Gambling - Equipment Violations | 0 | 0 | 0 | 0 |
| Gambling - Sports Tampering | 0 | 0 | 0 | 0 |
| Pornography/Obscene Material | 1 | 0 | 0 | 0 |
| Prostitution | 1 | 1 | 1 | 0 |
| Prostitution Assisting/Promoting | 0 | 0 | 0 | 0 |
| Purchasing Prostitution | 0 | 0 | 0 | 0 |
| Weapon Law Violations | 10 | 9 | 6 | 0 |
| Total Group A Offenses | 664 | 257 | 193 | 3 |

(*) Offenses are counted using the FBI Units of Count for Crime

(**) The 'Arrests' column shows arrests made for incidents during the selected period, regardless of arrest date. Arrest counts for the same period may change over time.

Lawrence County Sheriff's Office - NIBRS Agency Crime Overview - 2018

| 2017 Population Estimate | N/A | Offenses (*) | | Arrests (**) | | | |
|---------------------------------------|-----------------|----------------------------------|-----------------------------------|--------------|----------|----|---|
| | | Reported | Cleared | Adult | Juvenile | | |
| Offense Overview | | Group A Offenses | | | | | |
| | | Crimes Against Persons | | | | | |
| Offense Total | 1,053 | Murder | 2 | 2 | 6 | 0 | |
| Number Cleared | 481 | Negligent Manslaughter | 0 | 0 | 0 | 0 | |
| Percent Cleared | 45.68 % | Negligent Vehicular Manslaughter | 1 | 1 | 0 | 0 | |
| Group A Crimes per 100,000 population | N/A | Kidnapping/Abduction | 5 | 4 | 4 | 0 | |
| | | Forcible Rape | 5 | 2 | 0 | 0 | |
| | | Forcible Sodomy | 0 | 0 | 0 | 0 | |
| | | Sexual Assault W/Object | 0 | 0 | 0 | 0 | |
| Arrest Overview | | Forcible Fondling | 2 | 0 | 0 | 0 | |
| Total Arrests | 1,353 | Incest | 0 | 0 | 0 | 0 | |
| Adult Arrests | 1,331 | Statutory Rape | 2 | 1 | 1 | 0 | |
| Juvenile Arrests | 22 | Aggravated Assault | 70 | 45 | 35 | 0 | |
| Unknown Age | 0 | Simple Assault | 134 | 87 | 63 | 4 | |
| Arrests per 100,000 population | N/A | Intimidation | 93 | 17 | 19 | 0 | |
| | | Stalking | 8 | 5 | 2 | 0 | |
| | | Commercial Sex Acts | 0 | 0 | 0 | 0 | |
| Average number offenses/incident | 1.39 | Involuntary Servitude | 0 | 0 | 0 | 0 | |
| Domestic Violence Victims | | Crimes Against Property | | | | | |
| Offense | Reported | Cleared | | | | | |
| Murder | 0 | 0 | Arson | 4 | 2 | 0 | 0 |
| Aggravated Assault | 42 | 29 | Bribery | 0 | 0 | 0 | 0 |
| Simple Assault | 89 | 70 | Burglary | 101 | 21 | 21 | 0 |
| Intimidation | 27 | 15 | Counterfeiting/Forgery | 12 | 4 | 5 | 0 |
| Stalking | 0 | 0 | Destruction/Damage/Vandalism | 77 | 27 | 10 | 0 |
| Forcible Rape | 1 | 1 | Embezzlement | 0 | 0 | 0 | 0 |
| Forcible Sodomy | 0 | 0 | Extortion/Blackmail | 0 | 0 | 0 | 0 |
| Sexual Assault W/Object | 0 | 0 | Fraud - False Pretenses | 13 | 1 | 0 | 0 |
| Forcible Fondling | 0 | 0 | Fraud - Credit Card/ATM | 14 | 2 | 0 | 0 |
| Incest | 0 | 0 | Fraud - Impersonation | 12 | 2 | 0 | 0 |
| Statutory Rape | 0 | 0 | Fraud - Welfare | 1 | 0 | 0 | 0 |
| Kidnapping/Abduction | 3 | 2 | Fraud - Wire | 1 | 0 | 0 | 0 |
| Commercial Sex Acts | 0 | 0 | Fraud - Identity Theft | 20 | 2 | 0 | 0 |
| Involuntary Servitude | 0 | 0 | Fraud - Computer Hacking/Invasion | 0 | 0 | 0 | 0 |
| Total | 162 | 117 | Robbery | 3 | 2 | 2 | 0 |
| | | | Theft - Pocket-picking | 0 | 0 | 0 | 0 |
| Group B Arrests | | | Theft - Purse Snatching | 0 | 0 | 0 | 0 |
| Offense | Adult | Juvenile | Theft - Shoplifting | 3 | 0 | 0 | 0 |
| Bad Checks | 5 | 0 | Theft From Building | 50 | 9 | 5 | 1 |
| Curfew/Vagrancy | 0 | 0 | Theft From Coin Machine | 0 | 0 | 0 | 0 |
| Disorderly Conduct | 6 | 3 | Theft From Motor Vehicle | 37 | 5 | 2 | 0 |
| DUI | 3 | 0 | Theft of Motor Vehicle Parts | 3 | 1 | 1 | 0 |
| Drunkenness | 15 | 2 | Theft - All Other Larceny | 63 | 5 | 4 | 0 |
| Family-Non Violent | 7 | 0 | Motor Vehicle Theft | 40 | 7 | 2 | 0 |
| Liquor Law Violations | 3 | 4 | Stolen Property Offenses | 5 | 4 | 3 | 0 |
| Peeping Tom | 0 | 0 | | | | | |
| Runaway | 0 | 0 | | | | | |
| Trespass | 4 | 0 | | | | | |
| All Other Offenses | 961 | 0 | | | | | |
| Total Group B | 1,004 | 9 | | | | | |

(*) Offenses are counted using the FBI Units of Count for Crime

(**) The 'Arrests' column shows arrests made for incidents during the selected period, regardless of arrest date. Arrest counts for the same period may change over time.

This report is valid as of May 06, 2019 and is subject to change

Lawrence County Sheriff's Office - NIBRS Agency Crime Overview - 2018

| Crimes Against Society | | | | |
|------------------------------------|--------------|------------|------------|-----------|
| Animal Cruelty | 6 | 1 | 0 | 0 |
| Drug/Narcotic Violations | 149 | 114 | 118 | 7 |
| Drug/Narcotic Equipment Violations | 94 | 88 | 23 | 1 |
| Gambling - Betting/Wagering | 0 | 0 | 0 | 0 |
| Gambling - Operating/Promoting | 0 | 0 | 0 | 0 |
| Gambling - Equipment Violations | 0 | 0 | 0 | 0 |
| Gambling - Sports Tampering | 0 | 0 | 0 | 0 |
| Pornography/Obscene Material | 1 | 0 | 0 | 0 |
| Prostitution | 0 | 0 | 0 | 0 |
| Prostitution Assisting/Promoting | 0 | 0 | 0 | 0 |
| Purchasing Prostitution | 0 | 0 | 0 | 0 |
| Weapon Law Violations | 22 | 20 | 1 | 0 |
| Total Group A Offenses | 1,053 | 481 | 327 | 13 |

(*) Offenses are counted using the FBI Units of Count for Crime

(**) The 'Arrests' column shows arrests made for incidents during the selected period, regardless of arrest date. Arrest counts for the same period may change over time.

Lewis County Sheriff's Office - NIBRS Agency Crime Overview - 2018

| 2017 Population Estimate | N/A | Offenses (*) | | Arrests (**) | | | |
|---------------------------------------|-----------------|----------------------------------|-----------------------------------|--------------|----------|---|---|
| | | Reported | Cleared | Adult | Juvenile | | |
| Offense Overview | | Group A Offenses | | | | | |
| Crimes Against Persons | | Crimes Against Persons | | | | | |
| Offense Total | 293 | Murder | 0 | 0 | 0 | 0 | |
| Number Cleared | 124 | Negligent Manslaughter | 0 | 0 | 0 | 0 | |
| Percent Cleared | 42.32 % | Negligent Vehicular Manslaughter | 0 | 0 | 0 | 0 | |
| Group A Crimes per 100,000 population | N/A | Kidnapping/Abduction | 5 | 2 | 0 | 0 | |
| | | Forcible Rape | 2 | 0 | 0 | 0 | |
| | | Forcible Sodomy | 0 | 0 | 0 | 0 | |
| | | Sexual Assault W/Object | 0 | 0 | 0 | 0 | |
| Arrest Overview | | Forcible Fondling | 1 | 1 | 1 | 0 | |
| Total Arrests | 418 | Incest | 0 | 0 | 0 | 0 | |
| Adult Arrests | 417 | Statutory Rape | 0 | 0 | 0 | 0 | |
| Juvenile Arrests | 1 | Aggravated Assault | 25 | 19 | 16 | 0 | |
| Unknown Age | 0 | Simple Assault | 16 | 8 | 9 | 0 | |
| Arrests per 100,000 population | N/A | Intimidation | 8 | 6 | 6 | 0 | |
| | | Stalking | 0 | 0 | 0 | 0 | |
| | | Commercial Sex Acts | 0 | 0 | 0 | 0 | |
| Average number offenses/incident | 1.21 | Involuntary Servitude | 0 | 0 | 0 | 0 | |
| Domestic Violence Victims | | Crimes Against Property | | | | | |
| Offense | Reported | Cleared | | | | | |
| Murder | 0 | 0 | Arson | 1 | 0 | 0 | 0 |
| Aggravated Assault | 16 | 12 | Bribery | 0 | 0 | 0 | 0 |
| Simple Assault | 8 | 4 | Burglary | 36 | 2 | 1 | 0 |
| Intimidation | 3 | 3 | Counterfeiting/Forgery | 0 | 0 | 0 | 0 |
| Stalking | 0 | 0 | Destruction/Damage/Vandalism | 36 | 11 | 9 | 0 |
| Forcible Rape | 2 | 0 | Embezzlement | 0 | 0 | 0 | 0 |
| Forcible Sodomy | 0 | 0 | Extortion/Blackmail | 0 | 0 | 0 | 0 |
| Sexual Assault W/Object | 0 | 0 | Fraud - False Pretenses | 4 | 0 | 0 | 0 |
| Forcible Fondling | 0 | 0 | Fraud - Credit Card/ATM | 8 | 1 | 0 | 0 |
| Incest | 0 | 0 | Fraud - Impersonation | 4 | 2 | 1 | 0 |
| Statutory Rape | 0 | 0 | Fraud - Welfare | 0 | 0 | 0 | 0 |
| Kidnapping/Abduction | 2 | 2 | Fraud - Wire | 1 | 0 | 0 | 0 |
| Commercial Sex Acts | 0 | 0 | Fraud - Identity Theft | 1 | 0 | 0 | 0 |
| Involuntary Servitude | 0 | 0 | Fraud - Computer Hacking/Invasion | 0 | 0 | 0 | 0 |
| Total | 31 | 21 | Robbery | 0 | 0 | 0 | 0 |
| | | | Theft - Pocket-picking | 0 | 0 | 0 | 0 |
| Group B Arrests | | | Theft - Purse Snatching | 0 | 0 | 0 | 0 |
| Offense | Adult | Juvenile | Theft - Shoplifting | 0 | 0 | 0 | 0 |
| Bad Checks | 0 | 0 | Theft From Building | 5 | 1 | 1 | 0 |
| Curfew/Vagrancy | 0 | 0 | Theft From Coin Machine | 0 | 0 | 0 | 0 |
| Disorderly Conduct | 1 | 0 | Theft From Motor Vehicle | 4 | 0 | 0 | 0 |
| DUI | 4 | 0 | Theft of Motor Vehicle Parts | 3 | 0 | 0 | 0 |
| Drunkenness | 6 | 0 | Theft - All Other Larceny | 29 | 6 | 7 | 0 |
| Family-Non Violent | 0 | 0 | Motor Vehicle Theft | 15 | 6 | 5 | 1 |
| Liquor Law Violations | 0 | 0 | Stolen Property Offenses | 2 | 0 | 0 | 0 |
| Peeping Tom | 0 | 0 | | | | | |
| Runaway | 0 | 0 | | | | | |
| Trespass | 7 | 0 | | | | | |
| All Other Offenses | 294 | 0 | | | | | |
| Total Group B | 312 | 0 | | | | | |

(*) Offenses are counted using the FBI Units of Count for Crime

(**) The 'Arrests' column shows arrests made for incidents during the selected period, regardless of arrest date. Arrest counts for the same period may change over time.

This report is valid as of May 06, 2019 and is subject to change

Lewis County Sheriff's Office - NIBRS Agency Crime Overview - 2018

| Crimes Against Society | | | | |
|------------------------------------|------------|------------|------------|----------|
| Animal Cruelty | 0 | 0 | 0 | 0 |
| Drug/Narcotic Violations | 47 | 35 | 43 | 0 |
| Drug/Narcotic Equipment Violations | 36 | 22 | 5 | 0 |
| Gambling - Betting/Wagering | 0 | 0 | 0 | 0 |
| Gambling - Operating/Promoting | 0 | 0 | 0 | 0 |
| Gambling - Equipment Violations | 0 | 0 | 0 | 0 |
| Gambling - Sports Tampering | 0 | 0 | 0 | 0 |
| Pornography/Obscene Material | 0 | 0 | 0 | 0 |
| Prostitution | 0 | 0 | 0 | 0 |
| Prostitution Assisting/Promoting | 0 | 0 | 0 | 0 |
| Purchasing Prostitution | 0 | 0 | 0 | 0 |
| Weapon Law Violations | 4 | 2 | 1 | 0 |
| Total Group A Offenses | 293 | 124 | 105 | 1 |

(*) Offenses are counted using the FBI Units of Count for Crime

(**) The 'Arrests' column shows arrests made for incidents during the selected period, regardless of arrest date. Arrest counts for the same period may change over time.

Lincoln County Sheriff's Office - NIBRS Agency Crime Overview - 2018

| 2017 Population Estimate | N/A | Offenses (*) | | Arrests (**) | | | |
|---------------------------------------|-----------------|----------------------------------|-----------------------------------|--------------|----------|----|---|
| | | Reported | Cleared | Adult | Juvenile | | |
| Offense Overview | | Group A Offenses | | | | | |
| Crimes Against Persons | | Crimes Against Persons | | | | | |
| Offense Total | 1,201 | Murder | 1 | 1 | 1 | 0 | |
| Number Cleared | 494 | Negligent Manslaughter | 0 | 0 | 0 | 0 | |
| Percent Cleared | 41.13 % | Negligent Vehicular Manslaughter | 0 | 0 | 0 | 0 | |
| Group A Crimes per 100,000 population | N/A | Kidnapping/Abduction | 2 | 2 | 1 | 0 | |
| | | Forcible Rape | 8 | 3 | 2 | 1 | |
| | | Forcible Sodomy | 0 | 0 | 0 | 0 | |
| | | Sexual Assault W/Object | 0 | 0 | 0 | 0 | |
| | | Forcible Fondling | 6 | 2 | 2 | 0 | |
| Arrest Overview | | Incest | 0 | 0 | 0 | 0 | |
| Total Arrests | 1,163 | Statutory Rape | 0 | 0 | 0 | 0 | |
| Adult Arrests | 1,116 | Aggravated Assault | 75 | 36 | 30 | 2 | |
| Juvenile Arrests | 47 | Simple Assault | 219 | 114 | 90 | 6 | |
| Unknown Age | 0 | Intimidation | 119 | 12 | 13 | 0 | |
| Arrests per 100,000 population | N/A | Stalking | 5 | 0 | 0 | 0 | |
| | | Commercial Sex Acts | 0 | 0 | 0 | 0 | |
| Average number offenses/incident | 1.24 | Involuntary Servitude | 0 | 0 | 0 | 0 | |
| Domestic Violence Victims | | Crimes Against Property | | | | | |
| Offense | Reported | Cleared | | | | | |
| Murder | 0 | 0 | Arson | 3 | 1 | 0 | 0 |
| Aggravated Assault | 44 | 27 | Bribery | 0 | 0 | 0 | 0 |
| Simple Assault | 173 | 95 | Burglary | 115 | 17 | 17 | 2 |
| Intimidation | 41 | 6 | Counterfeiting/Forgery | 13 | 8 | 4 | 0 |
| Stalking | 1 | 0 | Destruction/Damage/Vandalism | 78 | 16 | 5 | 2 |
| Forcible Rape | 6 | 2 | Embezzlement | 1 | 1 | 0 | 0 |
| Forcible Sodomy | 0 | 0 | Extortion/Blackmail | 0 | 0 | 0 | 0 |
| Sexual Assault W/Object | 0 | 0 | Fraud - False Pretenses | 37 | 12 | 5 | 0 |
| Forcible Fondling | 2 | 1 | Fraud - Credit Card/ATM | 18 | 3 | 1 | 0 |
| Incest | 0 | 0 | Fraud - Impersonation | 6 | 1 | 1 | 0 |
| Statutory Rape | 0 | 0 | Fraud - Welfare | 0 | 0 | 0 | 0 |
| Kidnapping/Abduction | 1 | 1 | Fraud - Wire | 1 | 0 | 0 | 0 |
| Commercial Sex Acts | 0 | 0 | Fraud - Identity Theft | 4 | 0 | 0 | 0 |
| Involuntary Servitude | 0 | 0 | Fraud - Computer Hacking/Invasion | 0 | 0 | 0 | 0 |
| Total | 268 | 132 | Robbery | 3 | 1 | 1 | 0 |
| | | | Theft - Pocket-picking | 0 | 0 | 0 | 0 |
| Group B Arrests | | | Theft - Purse Snatching | 0 | 0 | 0 | 0 |
| Offense | Adult | Juvenile | Theft - Shoplifting | 5 | 3 | 3 | 0 |
| Bad Checks | 4 | 0 | Theft From Building | 56 | 8 | 8 | 0 |
| Curfew/Vagrancy | 0 | 0 | Theft From Coin Machine | 2 | 0 | 0 | 0 |
| Disorderly Conduct | 14 | 6 | Theft From Motor Vehicle | 19 | 1 | 1 | 0 |
| DUI | 18 | 0 | Theft of Motor Vehicle Parts | 15 | 1 | 1 | 0 |
| Drunkenness | 22 | 0 | Theft - All Other Larceny | 80 | 2 | 1 | 0 |
| Family-Non Violent | 2 | 0 | Motor Vehicle Theft | 36 | 6 | 3 | 0 |
| Liquor Law Violations | 2 | 9 | Stolen Property Offenses | 1 | 1 | 1 | 0 |
| Peeping Tom | 0 | 0 | | | | | |
| Runaway | 0 | 0 | | | | | |
| Trespass | 4 | 0 | | | | | |
| All Other Offenses | 699 | 9 | | | | | |
| Total Group B | 765 | 24 | | | | | |

(*) Offenses are counted using the FBI Units of Count for Crime

(**) The 'Arrests' column shows arrests made for incidents during the selected period, regardless of arrest date. Arrest counts for the same period may change over time.

This report is valid as of May 06, 2019 and is subject to change

Lincoln County Sheriff's Office - NIBRS Agency Crime Overview - 2018

| Crimes Against Society | | | | |
|------------------------------------|--------------|------------|------------|-----------|
| Animal Cruelty | 1 | 1 | 1 | 0 |
| Drug/Narcotic Violations | 141 | 131 | 136 | 9 |
| Drug/Narcotic Equipment Violations | 97 | 90 | 18 | 0 |
| Gambling - Betting/Wagering | 0 | 0 | 0 | 0 |
| Gambling - Operating/Promoting | 0 | 0 | 0 | 0 |
| Gambling - Equipment Violations | 0 | 0 | 0 | 0 |
| Gambling - Sports Tampering | 0 | 0 | 0 | 0 |
| Pornography/Obscene Material | 7 | 0 | 0 | 0 |
| Prostitution | 0 | 0 | 0 | 0 |
| Prostitution Assisting/Promoting | 0 | 0 | 0 | 0 |
| Purchasing Prostitution | 0 | 0 | 0 | 0 |
| Weapon Law Violations | 27 | 20 | 5 | 1 |
| Total Group A Offenses | 1,201 | 494 | 351 | 23 |

(*) Offenses are counted using the FBI Units of Count for Crime

(**) The 'Arrests' column shows arrests made for incidents during the selected period, regardless of arrest date. Arrest counts for the same period may change over time.

Loudon County Sheriff's Office - NIBRS Agency Crime Overview - 2018

| 2017 Population Estimate | N/A | Offenses (*) | | Arrests (**) | | |
|---------------------------------------|-----------------|----------------------------------|-----------------------------------|--------------|----------|----|
| | | Reported | Cleared | Adult | Juvenile | |
| Offense Overview | | Group A Offenses | | | | |
| Crimes Against Persons | | Crimes Against Persons | | | | |
| Offense Total | 1,567 | Murder | 0 | 0 | 0 | 0 |
| Number Cleared | 702 | Negligent Manslaughter | 0 | 0 | 0 | 0 |
| Percent Cleared | 44.80 % | Negligent Vehicular Manslaughter | 0 | 0 | 0 | 0 |
| Group A Crimes per 100,000 population | N/A | Kidnapping/Abduction | 2 | 1 | 1 | 0 |
| | | Forcible Rape | 2 | 1 | 0 | 1 |
| | | Forcible Sodomy | 1 | 1 | 1 | 0 |
| | | Sexual Assault W/Object | 1 | 1 | 1 | 0 |
| Arrest Overview | | Forcible Fondling | 9 | 0 | 0 | 0 |
| Total Arrests | 1,612 | Incest | 0 | 0 | 0 | 0 |
| Adult Arrests | 1,536 | Statutory Rape | 4 | 4 | 4 | 0 |
| Juvenile Arrests | 76 | Aggravated Assault | 104 | 69 | 49 | 3 |
| Unknown Age | 0 | Simple Assault | 248 | 108 | 73 | 16 |
| Arrests per 100,000 population | N/A | Intimidation | 119 | 18 | 10 | 7 |
| | | Stalking | 3 | 1 | 1 | 0 |
| | | Commercial Sex Acts | 0 | 0 | 0 | 0 |
| Average number offenses/incident | 1.26 | Involuntary Servitude | 0 | 0 | 0 | 0 |
| Domestic Violence Victims | | Crimes Against Property | | | | |
| Offense | Reported | Cleared | | | | |
| Murder | 0 | 0 | Arson | 0 | 0 | 0 |
| Aggravated Assault | 48 | 35 | Bribery | 0 | 0 | 0 |
| Simple Assault | 169 | 86 | Burglary | 84 | 11 | 16 |
| Intimidation | 40 | 10 | Counterfeiting/Forgery | 4 | 2 | 2 |
| Stalking | 2 | 1 | Destruction/Damage/Vandalism | 120 | 15 | 9 |
| Forcible Rape | 2 | 1 | Embezzlement | 0 | 0 | 0 |
| Forcible Sodomy | 0 | 0 | Extortion/Blackmail | 1 | 1 | 0 |
| Sexual Assault W/Object | 0 | 0 | Fraud - False Pretenses | 28 | 2 | 1 |
| Forcible Fondling | 1 | 0 | Fraud - Credit Card/ATM | 27 | 5 | 4 |
| Incest | 0 | 0 | Fraud - Impersonation | 20 | 7 | 5 |
| Statutory Rape | 0 | 0 | Fraud - Welfare | 0 | 0 | 0 |
| Kidnapping/Abduction | 1 | 1 | Fraud - Wire | 2 | 0 | 0 |
| Commercial Sex Acts | 0 | 0 | Fraud - Identity Theft | 7 | 0 | 0 |
| Involuntary Servitude | 0 | 0 | Fraud - Computer Hacking/Invasion | 0 | 0 | 0 |
| Total | 263 | 134 | Robbery | 1 | 1 | 1 |
| | | | Theft - Pocket-picking | 0 | 0 | 0 |
| Group B Arrests | | | Theft - Purse Snatching | 0 | 0 | 0 |
| Offense | Adult | Juvenile | Theft - Shoplifting | 4 | 2 | 4 |
| Bad Checks | 0 | 0 | Theft From Building | 112 | 15 | 9 |
| Curfew/Vagrancy | 0 | 0 | Theft From Coin Machine | 0 | 0 | 0 |
| Disorderly Conduct | 3 | 12 | Theft From Motor Vehicle | 58 | 11 | 14 |
| DUI | 92 | 1 | Theft of Motor Vehicle Parts | 22 | 1 | 1 |
| Drunkenness | 31 | 1 | Theft - All Other Larceny | 68 | 3 | 3 |
| Family-Non Violent | 10 | 0 | Motor Vehicle Theft | 42 | 10 | 12 |
| Liquor Law Violations | 7 | 1 | Stolen Property Offenses | 5 | 2 | 2 |
| Peeping Tom | 0 | 0 | | | | |
| Runaway | 0 | 0 | | | | |
| Trespass | 10 | 1 | | | | |
| All Other Offenses | 864 | 20 | | | | |
| Total Group B | 1,017 | 36 | | | | |

(*) Offenses are counted using the FBI Units of Count for Crime

(**) The 'Arrests' column shows arrests made for incidents during the selected period, regardless of arrest date. Arrest counts for the same period may change over time.

This report is valid as of May 06, 2019 and is subject to change

Loudon County Sheriff's Office - NIBRS Agency Crime Overview - 2018

| Crimes Against Society | | | | |
|------------------------------------|--------------|------------|------------|-----------|
| Animal Cruelty | 2 | 1 | 1 | 0 |
| Drug/Narcotic Violations | 252 | 222 | 232 | 7 |
| Drug/Narcotic Equipment Violations | 185 | 164 | 51 | 0 |
| Gambling - Betting/Wagering | 0 | 0 | 0 | 0 |
| Gambling - Operating/Promoting | 0 | 0 | 0 | 0 |
| Gambling - Equipment Violations | 0 | 0 | 0 | 0 |
| Gambling - Sports Tampering | 0 | 0 | 0 | 0 |
| Pornography/Obscene Material | 5 | 1 | 0 | 0 |
| Prostitution | 0 | 0 | 0 | 0 |
| Prostitution Assisting/Promoting | 0 | 0 | 0 | 0 |
| Purchasing Prostitution | 0 | 0 | 0 | 0 |
| Weapon Law Violations | 25 | 22 | 12 | 3 |
| Total Group A Offenses | 1,567 | 702 | 519 | 40 |

(*) Offenses are counted using the FBI Units of Count for Crime

(**) The 'Arrests' column shows arrests made for incidents during the selected period, regardless of arrest date. Arrest counts for the same period may change over time.

Macon County Sheriff's Office - NIBRS Agency Crime Overview - 2018

| 2017 Population Estimate | N/A | Offenses (*) | | Arrests (**) | | | |
|---------------------------------------|-----------------|----------------------------------|-----------------------------------|--------------|----------|----|---|
| | | Reported | Cleared | Adult | Juvenile | | |
| Offense Overview | | Group A Offenses | | | | | |
| Crimes Against Persons | | Crimes Against Persons | | | | | |
| Offense Total | 511 | Murder | 0 | 0 | 0 | 0 | |
| Number Cleared | 371 | Negligent Manslaughter | 0 | 0 | 0 | 0 | |
| Percent Cleared | 72.60 % | Negligent Vehicular Manslaughter | 0 | 0 | 0 | 0 | |
| Group A Crimes per 100,000 population | N/A | Kidnapping/Abduction | 0 | 0 | 0 | 0 | |
| | | Forcible Rape | 0 | 0 | 0 | 0 | |
| | | Forcible Sodomy | 0 | 0 | 0 | 0 | |
| | | Sexual Assault W/Object | 0 | 0 | 0 | 0 | |
| Arrest Overview | | Forcible Fondling | 0 | 0 | 0 | 0 | |
| Total Arrests | 1,126 | Incest | 0 | 0 | 0 | 0 | |
| Adult Arrests | 1,113 | Statutory Rape | 0 | 0 | 0 | 0 | |
| Juvenile Arrests | 13 | Aggravated Assault | 52 | 50 | 38 | 0 | |
| Unknown Age | 0 | Simple Assault | 93 | 91 | 84 | 0 | |
| Arrests per 100,000 population | N/A | Intimidation | 11 | 8 | 7 | 0 | |
| | | Stalking | 0 | 0 | 0 | 0 | |
| | | Commercial Sex Acts | 0 | 0 | 0 | 0 | |
| Average number offenses/incident | 1.26 | Involuntary Servitude | 0 | 0 | 0 | 0 | |
| Domestic Violence Victims | | Crimes Against Property | | | | | |
| Offense | Reported | Cleared | | | | | |
| Murder | 0 | 0 | Arson | 0 | 0 | 0 | 0 |
| Aggravated Assault | 17 | 17 | Bribery | 0 | 0 | 0 | 0 |
| Simple Assault | 34 | 32 | Burglary | 38 | 6 | 6 | 0 |
| Intimidation | 4 | 4 | Counterfeiting/Forgery | 3 | 2 | 2 | 0 |
| Stalking | 0 | 0 | Destruction/Damage/Vandalism | 38 | 9 | 7 | 0 |
| Forcible Rape | 0 | 0 | Embezzlement | 0 | 0 | 0 | 0 |
| Forcible Sodomy | 0 | 0 | Extortion/Blackmail | 0 | 0 | 0 | 0 |
| Sexual Assault W/Object | 0 | 0 | Fraud - False Pretenses | 2 | 2 | 2 | 0 |
| Forcible Fondling | 0 | 0 | Fraud - Credit Card/ATM | 5 | 3 | 3 | 0 |
| Incest | 0 | 0 | Fraud - Impersonation | 0 | 0 | 0 | 0 |
| Statutory Rape | 0 | 0 | Fraud - Welfare | 0 | 0 | 0 | 0 |
| Kidnapping/Abduction | 0 | 0 | Fraud - Wire | 0 | 0 | 0 | 0 |
| Commercial Sex Acts | 0 | 0 | Fraud - Identity Theft | 0 | 0 | 0 | 0 |
| Involuntary Servitude | 0 | 0 | Fraud - Computer Hacking/Invasion | 0 | 0 | 0 | 0 |
| Total | 55 | 53 | Robbery | 0 | 0 | 0 | 0 |
| | | | Theft - Pocket-picking | 0 | 0 | 0 | 0 |
| Group B Arrests | | | Theft - Purse Snatching | 0 | 0 | 0 | 0 |
| Offense | Adult | Juvenile | Theft - Shoplifting | 0 | 0 | 0 | 0 |
| Bad Checks | 2 | 0 | Theft From Building | 6 | 1 | 1 | 0 |
| Curfew/Vagrancy | 0 | 0 | Theft From Coin Machine | 0 | 0 | 0 | 0 |
| Disorderly Conduct | 1 | 0 | Theft From Motor Vehicle | 10 | 1 | 1 | 0 |
| DUI | 20 | 0 | Theft of Motor Vehicle Parts | 5 | 1 | 1 | 0 |
| Drunkenness | 28 | 0 | Theft - All Other Larceny | 47 | 12 | 10 | 0 |
| Family-Non Violent | 2 | 0 | Motor Vehicle Theft | 26 | 12 | 11 | 0 |
| Liquor Law Violations | 0 | 0 | Stolen Property Offenses | 0 | 0 | 0 | 0 |
| Peeping Tom | 0 | 0 | | | | | |
| Runaway | 0 | 0 | | | | | |
| Trespass | 13 | 0 | | | | | |
| All Other Offenses | 777 | 13 | | | | | |
| Total Group B | 843 | 13 | | | | | |

(*) Offenses are counted using the FBI Units of Count for Crime

(**) The 'Arrests' column shows arrests made for incidents during the selected period, regardless of arrest date. Arrest counts for the same period may change over time.

This report is valid as of May 06, 2019 and is subject to change

Macon County Sheriff's Office - NIBRS Agency Crime Overview - 2018

| Crimes Against Society | | | | |
|------------------------------------|------------|------------|------------|----------|
| Animal Cruelty | 0 | 0 | 0 | 0 |
| Drug/Narcotic Violations | 96 | 96 | 87 | 0 |
| Drug/Narcotic Equipment Violations | 74 | 73 | 10 | 0 |
| Gambling - Betting/Wagering | 0 | 0 | 0 | 0 |
| Gambling - Operating/Promoting | 0 | 0 | 0 | 0 |
| Gambling - Equipment Violations | 0 | 0 | 0 | 0 |
| Gambling - Sports Tampering | 0 | 0 | 0 | 0 |
| Pornography/Obscene Material | 1 | 0 | 0 | 0 |
| Prostitution | 0 | 0 | 0 | 0 |
| Prostitution Assisting/Promoting | 0 | 0 | 0 | 0 |
| Purchasing Prostitution | 0 | 0 | 0 | 0 |
| Weapon Law Violations | 4 | 4 | 0 | 0 |
| Total Group A Offenses | 511 | 371 | 270 | 0 |

(*) Offenses are counted using the FBI Units of Count for Crime

(**) The 'Arrests' column shows arrests made for incidents during the selected period, regardless of arrest date. Arrest counts for the same period may change over time.

Madison County Sheriff's Office - NIBRS Agency Crime Overview - 2018

| 2017 Population Estimate | N/A | Offenses (*) | | Arrests (**) | | | |
|---------------------------------------|-----------------|----------------------------------|-----------------------------------|--------------|----------|----|---|
| | | Reported | Cleared | Adult | Juvenile | | |
| Offense Overview | | Group A Offenses | | | | | |
| Crimes Against Persons | | | | | | | |
| Offense Total | 1,912 | Murder | 2 | 1 | 2 | 0 | |
| Number Cleared | 1,114 | Negligent Manslaughter | 0 | 0 | 0 | 0 | |
| Percent Cleared | 58.26 % | Negligent Vehicular Manslaughter | 0 | 0 | 0 | 0 | |
| Group A Crimes per 100,000 population | N/A | Kidnapping/Abduction | 7 | 4 | 6 | 0 | |
| | | Forcible Rape | 3 | 1 | 1 | 0 | |
| | | Forcible Sodomy | 1 | 1 | 0 | 0 | |
| | | Sexual Assault W/Object | 0 | 0 | 0 | 0 | |
| Arrest Overview | | Forcible Fondling | 12 | 4 | 0 | 1 | |
| Total Arrests | 2,874 | Incest | 0 | 0 | 0 | 0 | |
| Adult Arrests | 2,696 | Statutory Rape | 2 | 0 | 0 | 0 | |
| Juvenile Arrests | 178 | Aggravated Assault | 95 | 74 | 57 | 10 | |
| Unknown Age | 0 | Simple Assault | 363 | 261 | 133 | 57 | |
| Arrests per 100,000 population | N/A | Intimidation | 93 | 53 | 7 | 0 | |
| | | Stalking | 1 | 0 | 0 | 0 | |
| | | Commercial Sex Acts | 0 | 0 | 0 | 0 | |
| Average number offenses/incident | 1.28 | Involuntary Servitude | 0 | 0 | 0 | 0 | |
| Domestic Violence Victims | | Crimes Against Property | | | | | |
| Offense | Reported | Cleared | | | | | |
| Murder | 1 | 1 | Arson | 1 | 0 | 0 | 0 |
| Aggravated Assault | 44 | 42 | Bribery | 0 | 0 | 0 | 0 |
| Simple Assault | 180 | 137 | Burglary | 134 | 26 | 14 | 6 |
| Intimidation | 20 | 13 | Counterfeiting/Forgery | 19 | 9 | 28 | 1 |
| Stalking | 0 | 0 | Destruction/Damage/Vandalism | 136 | 55 | 29 | 7 |
| Forcible Rape | 1 | 1 | Embezzlement | 2 | 1 | 1 | 0 |
| Forcible Sodomy | 0 | 0 | Extortion/Blackmail | 1 | 0 | 0 | 0 |
| Sexual Assault W/Object | 0 | 0 | Fraud - False Pretenses | 42 | 3 | 2 | 0 |
| Forcible Fondling | 3 | 0 | Fraud - Credit Card/ATM | 22 | 3 | 2 | 0 |
| Incest | 0 | 0 | Fraud - Impersonation | 11 | 7 | 8 | 1 |
| Statutory Rape | 1 | 0 | Fraud - Welfare | 0 | 0 | 0 | 0 |
| Kidnapping/Abduction | 3 | 3 | Fraud - Wire | 0 | 0 | 0 | 0 |
| Commercial Sex Acts | 0 | 0 | Fraud - Identity Theft | 11 | 2 | 4 | 0 |
| Involuntary Servitude | 0 | 0 | Fraud - Computer Hacking/Invasion | 0 | 0 | 0 | 0 |
| Total | 253 | 197 | Robbery | 9 | 3 | 3 | 0 |
| | | | Theft - Pocket-picking | 0 | 0 | 0 | 0 |
| Group B Arrests | | | Theft - Purse Snatching | 0 | 0 | 0 | 0 |
| Offense | Adult | Juvenile | Theft - Shoplifting | 11 | 1 | 0 | 0 |
| Bad Checks | 33 | 0 | Theft From Building | 65 | 19 | 1 | 5 |
| Curfew/Vagrancy | 0 | 0 | Theft From Coin Machine | 0 | 0 | 0 | 0 |
| Disorderly Conduct | 5 | 54 | Theft From Motor Vehicle | 80 | 3 | 0 | 0 |
| DUI | 29 | 2 | Theft of Motor Vehicle Parts | 33 | 1 | 0 | 0 |
| Drunkenness | 11 | 0 | Theft - All Other Larceny | 90 | 18 | 16 | 2 |
| Family-Non Violent | 0 | 0 | Motor Vehicle Theft | 67 | 16 | 8 | 1 |
| Liquor Law Violations | 10 | 0 | Stolen Property Offenses | 4 | 4 | 10 | 0 |
| Peeping Tom | 0 | 0 | | | | | |
| Runaway | 0 | 0 | | | | | |
| Trespass | 3 | 1 | | | | | |
| All Other Offenses | 1,957 | 1 | | | | | |
| Total Group B | 2,048 | 58 | | | | | |

(*) Offenses are counted using the FBI Units of Count for Crime

(**) The 'Arrests' column shows arrests made for incidents during the selected period, regardless of arrest date. Arrest counts for the same period may change over time.

This report is valid as of May 06, 2019 and is subject to change

Madison County Sheriff's Office - NIBRS Agency Crime Overview - 2018

| Crimes Against Society | | | | |
|------------------------------------|--------------|--------------|------------|------------|
| Animal Cruelty | 5 | 3 | 1 | 0 |
| Drug/Narcotic Violations | 308 | 287 | 274 | 26 |
| Drug/Narcotic Equipment Violations | 202 | 192 | 34 | 2 |
| Gambling - Betting/Wagering | 0 | 0 | 0 | 0 |
| Gambling - Operating/Promoting | 0 | 0 | 0 | 0 |
| Gambling - Equipment Violations | 0 | 0 | 0 | 0 |
| Gambling - Sports Tampering | 0 | 0 | 0 | 0 |
| Pornography/Obscene Material | 17 | 4 | 0 | 1 |
| Prostitution | 0 | 0 | 0 | 0 |
| Prostitution Assisting/Promoting | 0 | 0 | 0 | 0 |
| Purchasing Prostitution | 0 | 0 | 0 | 0 |
| Weapon Law Violations | 63 | 58 | 7 | 0 |
| Total Group A Offenses | 1,912 | 1,114 | 648 | 120 |

(*) Offenses are counted using the FBI Units of Count for Crime

(**) The 'Arrests' column shows arrests made for incidents during the selected period, regardless of arrest date. Arrest counts for the same period may change over time.

Marion County Sheriff's Office - NIBRS Agency Crime Overview - 2018

| 2017 Population Estimate | N/A | Offenses (*) | | Arrests (**) | | |
|---------------------------------------|-----------------|----------------------------------|-----------------------------------|--------------|----------|----|
| | | Reported | Cleared | Adult | Juvenile | |
| Offense Overview | | Group A Offenses | | | | |
| Crimes Against Persons | | Crimes Against Persons | | | | |
| Offense Total | 732 | Murder | 0 | 0 | 0 | 0 |
| Number Cleared | 326 | Negligent Manslaughter | 1 | 1 | 1 | 0 |
| Percent Cleared | 44.54 % | Negligent Vehicular Manslaughter | 0 | 0 | 0 | 0 |
| Group A Crimes per 100,000 population | N/A | Kidnapping/Abduction | 1 | 1 | 1 | 0 |
| | | Forcible Rape | 2 | 2 | 2 | 0 |
| | | Forcible Sodomy | 0 | 0 | 0 | 0 |
| | | Sexual Assault W/Object | 0 | 0 | 0 | 0 |
| Arrest Overview | | Forcible Fondling | 1 | 0 | 0 | 0 |
| Total Arrests | 1,145 | Incest | 0 | 0 | 0 | 0 |
| Adult Arrests | 1,138 | Statutory Rape | 0 | 0 | 0 | 0 |
| Juvenile Arrests | 7 | Aggravated Assault | 53 | 44 | 40 | 0 |
| Unknown Age | 0 | Simple Assault | 109 | 66 | 57 | 0 |
| Arrests per 100,000 population | N/A | Intimidation | 73 | 24 | 16 | 4 |
| | | Stalking | 6 | 1 | 1 | 0 |
| | | Commercial Sex Acts | 0 | 0 | 0 | 0 |
| Average number offenses/incident | 1.18 | Involuntary Servitude | 3 | 3 | 1 | 0 |
| Domestic Violence Victims | | Crimes Against Property | | | | |
| Offense | Reported | Cleared | | | | |
| Murder | 0 | 0 | Arson | 0 | 0 | 0 |
| Aggravated Assault | 12 | 10 | Bribery | 0 | 0 | 0 |
| Simple Assault | 43 | 27 | Burglary | 43 | 5 | 7 |
| Intimidation | 7 | 4 | Counterfeiting/Forgery | 6 | 2 | 2 |
| Stalking | 1 | 0 | Destruction/Damage/Vandalism | 77 | 20 | 14 |
| Forcible Rape | 0 | 0 | Embezzlement | 1 | 1 | 1 |
| Forcible Sodomy | 0 | 0 | Extortion/Blackmail | 0 | 0 | 0 |
| Sexual Assault W/Object | 0 | 0 | Fraud - False Pretenses | 14 | 2 | 2 |
| Forcible Fondling | 1 | 0 | Fraud - Credit Card/ATM | 5 | 1 | 1 |
| Incest | 0 | 0 | Fraud - Impersonation | 6 | 1 | 0 |
| Statutory Rape | 0 | 0 | Fraud - Welfare | 0 | 0 | 0 |
| Kidnapping/Abduction | 0 | 0 | Fraud - Wire | 0 | 0 | 0 |
| Commercial Sex Acts | 0 | 0 | Fraud - Identity Theft | 2 | 1 | 1 |
| Involuntary Servitude | 2 | 2 | Fraud - Computer Hacking/Invasion | 0 | 0 | 0 |
| Total | 66 | 43 | Robbery | 1 | 1 | 1 |
| | | | Theft - Pocket-picking | 0 | 0 | 0 |
| | | | Theft - Purse Snatching | 1 | 0 | 0 |
| | | | Theft - Shoplifting | 2 | 0 | 0 |
| Group B Arrests | | | Theft From Building | 20 | 4 | 4 |
| Offense | Adult | Juvenile | Theft From Coin Machine | 0 | 0 | 0 |
| Bad Checks | 1 | 0 | Theft From Motor Vehicle | 17 | 1 | 0 |
| Curfew/Vagrancy | 0 | 0 | Theft of Motor Vehicle Parts | 8 | 0 | 0 |
| Disorderly Conduct | 28 | 0 | Theft - All Other Larceny | 87 | 14 | 13 |
| DUI | 9 | 0 | Motor Vehicle Theft | 56 | 9 | 10 |
| Drunkenness | 20 | 0 | Stolen Property Offenses | 1 | 1 | 1 |
| Family-Non Violent | 3 | 0 | | | | |
| Liquor Law Violations | 8 | 0 | | | | |
| Peeping Tom | 0 | 0 | | | | |
| Runaway | 0 | 0 | | | | |
| Trespass | 20 | 0 | | | | |
| All Other Offenses | 768 | 1 | | | | |
| Total Group B | 857 | 1 | | | | |

(*) Offenses are counted using the FBI Units of Count for Crime

(**) The 'Arrests' column shows arrests made for incidents during the selected period, regardless of arrest date. Arrest counts for the same period may change over time.

This report is valid as of May 06, 2019 and is subject to change

Marion County Sheriff's Office - NIBRS Agency Crime Overview - 2018

| Crimes Against Society | | | | |
|------------------------------------|------------|------------|------------|----------|
| Animal Cruelty | 3 | 1 | 1 | 0 |
| Drug/Narcotic Violations | 77 | 73 | 80 | 1 |
| Drug/Narcotic Equipment Violations | 42 | 36 | 18 | 0 |
| Gambling - Betting/Wagering | 0 | 0 | 0 | 0 |
| Gambling - Operating/Promoting | 1 | 0 | 0 | 0 |
| Gambling - Equipment Violations | 0 | 0 | 0 | 0 |
| Gambling - Sports Tampering | 0 | 0 | 0 | 0 |
| Pornography/Obscene Material | 1 | 0 | 0 | 0 |
| Prostitution | 0 | 0 | 0 | 0 |
| Prostitution Assisting/Promoting | 0 | 0 | 0 | 0 |
| Purchasing Prostitution | 0 | 0 | 0 | 0 |
| Weapon Law Violations | 12 | 11 | 6 | 0 |
| Total Group A Offenses | 732 | 326 | 281 | 6 |

(*) Offenses are counted using the FBI Units of Count for Crime

(**) The 'Arrests' column shows arrests made for incidents during the selected period, regardless of arrest date. Arrest counts for the same period may change over time.

Marshall County Sheriff's Office - NIBRS Agency Crime Overview - 2018

| 2017 Population Estimate | N/A | Offenses (*) | | Arrests (**) | | | |
|---------------------------------------|-----------------|----------------------------------|-----------------------------------|--------------|----------|----|---|
| | | Reported | Cleared | Adult | Juvenile | | |
| Offense Overview | | Group A Offenses | | | | | |
| Crimes Against Persons | | Crimes Against Persons | | | | | |
| Offense Total | 333 | Murder | 0 | 0 | 0 | 0 | |
| Number Cleared | 157 | Negligent Manslaughter | 0 | 0 | 0 | 0 | |
| Percent Cleared | 47.15 % | Negligent Vehicular Manslaughter | 0 | 0 | 0 | 0 | |
| Group A Crimes per 100,000 population | N/A | Kidnapping/Abduction | 0 | 0 | 0 | 0 | |
| | | Forcible Rape | 2 | 2 | 2 | 0 | |
| | | Forcible Sodomy | 0 | 0 | 0 | 0 | |
| | | Sexual Assault W/Object | 1 | 1 | 0 | 1 | |
| Arrest Overview | | Forcible Fondling | 5 | 2 | 2 | 0 | |
| Total Arrests | 669 | Incest | 0 | 0 | 0 | 0 | |
| Adult Arrests | 638 | Statutory Rape | 1 | 1 | 1 | 0 | |
| Juvenile Arrests | 31 | Aggravated Assault | 26 | 20 | 12 | 1 | |
| Unknown Age | 0 | Simple Assault | 89 | 52 | 39 | 11 | |
| Arrests per 100,000 population | N/A | Intimidation | 13 | 3 | 2 | 1 | |
| | | Stalking | 4 | 2 | 2 | 0 | |
| | | Commercial Sex Acts | 0 | 0 | 0 | 0 | |
| Average number offenses/incident | 1.17 | Involuntary Servitude | 0 | 0 | 0 | 0 | |
| Domestic Violence Victims | | Crimes Against Property | | | | | |
| Offense | Reported | Cleared | | | | | |
| Murder | 0 | 0 | Arson | 0 | 0 | 0 | 0 |
| Aggravated Assault | 10 | 6 | Bribery | 0 | 0 | 0 | 0 |
| Simple Assault | 46 | 33 | Burglary | 5 | 0 | 0 | 0 |
| Intimidation | 6 | 1 | Counterfeiting/Forgery | 2 | 0 | 0 | 0 |
| Stalking | 1 | 1 | Destruction/Damage/Vandalism | 27 | 4 | 2 | 0 |
| Forcible Rape | 2 | 2 | Embezzlement | 0 | 0 | 0 | 0 |
| Forcible Sodomy | 0 | 0 | Extortion/Blackmail | 0 | 0 | 0 | 0 |
| Sexual Assault W/Object | 0 | 0 | Fraud - False Pretenses | 1 | 0 | 0 | 0 |
| Forcible Fondling | 2 | 0 | Fraud - Credit Card/ATM | 1 | 0 | 0 | 0 |
| Incest | 0 | 0 | Fraud - Impersonation | 2 | 2 | 1 | 0 |
| Statutory Rape | 0 | 0 | Fraud - Welfare | 0 | 0 | 0 | 0 |
| Kidnapping/Abduction | 0 | 0 | Fraud - Wire | 1 | 0 | 0 | 0 |
| Commercial Sex Acts | 0 | 0 | Fraud - Identity Theft | 2 | 0 | 0 | 0 |
| Involuntary Servitude | 0 | 0 | Fraud - Computer Hacking/Invasion | 0 | 0 | 0 | 0 |
| Total | 67 | 43 | Robbery | 2 | 1 | 2 | 0 |
| | | | Theft - Pocket-picking | 0 | 0 | 0 | 0 |
| Group B Arrests | | | Theft - Purse Snatching | 0 | 0 | 0 | 0 |
| Offense | Adult | Juvenile | Theft - Shoplifting | 0 | 0 | 0 | 0 |
| Bad Checks | 4 | 0 | Theft From Building | 42 | 6 | 7 | 0 |
| Curfew/Vagrancy | 0 | 0 | Theft From Coin Machine | 0 | 0 | 0 | 0 |
| Disorderly Conduct | 4 | 2 | Theft From Motor Vehicle | 12 | 0 | 0 | 0 |
| DUI | 6 | 0 | Theft of Motor Vehicle Parts | 1 | 0 | 0 | 0 |
| Drunkenness | 9 | 0 | Theft - All Other Larceny | 24 | 3 | 2 | 0 |
| Family-Non Violent | 60 | 0 | Motor Vehicle Theft | 13 | 7 | 6 | 0 |
| Liquor Law Violations | 3 | 8 | Stolen Property Offenses | 0 | 0 | 0 | 0 |
| Peeping Tom | 0 | 0 | | | | | |
| Runaway | 0 | 0 | | | | | |
| Trespass | 1 | 0 | | | | | |
| All Other Offenses | 435 | 0 | | | | | |
| Total Group B | 522 | 10 | | | | | |

(*) Offenses are counted using the FBI Units of Count for Crime

(**) The 'Arrests' column shows arrests made for incidents during the selected period, regardless of arrest date. Arrest counts for the same period may change over time.

Marshall County Sheriff's Office - NIBRS Agency Crime Overview - 2018

| Crimes Against Society | | | | |
|------------------------------------|------------|------------|------------|-----------|
| Animal Cruelty | 3 | 0 | 0 | 0 |
| Drug/Narcotic Violations | 35 | 33 | 25 | 5 |
| Drug/Narcotic Equipment Violations | 14 | 14 | 11 | 0 |
| Gambling - Betting/Wagering | 0 | 0 | 0 | 0 |
| Gambling - Operating/Promoting | 0 | 0 | 0 | 0 |
| Gambling - Equipment Violations | 0 | 0 | 0 | 0 |
| Gambling - Sports Tampering | 0 | 0 | 0 | 0 |
| Pornography/Obscene Material | 2 | 1 | 0 | 1 |
| Prostitution | 0 | 0 | 0 | 0 |
| Prostitution Assisting/Promoting | 0 | 0 | 0 | 0 |
| Purchasing Prostitution | 0 | 0 | 0 | 0 |
| Weapon Law Violations | 3 | 3 | 0 | 1 |
| Total Group A Offenses | 333 | 157 | 116 | 21 |

(*) Offenses are counted using the FBI Units of Count for Crime

(**) The 'Arrests' column shows arrests made for incidents during the selected period, regardless of arrest date. Arrest counts for the same period may change over time.

Johnson County Sheriff's Office - NIBRS Agency Crime Overview - 2018

| 2017 Population Estimate | N/A | Offenses (*) | | Arrests (**) | | | |
|---------------------------------------|-----------------|----------------------------------|-----------------------------------|--------------|----------|----|---|
| | | Reported | Cleared | Adult | Juvenile | | |
| Offense Overview | | Group A Offenses | | | | | |
| Crimes Against Persons | | | | | | | |
| Offense Total | 706 | Murder | 1 | 1 | 2 | 0 | |
| Number Cleared | 423 | Negligent Manslaughter | 0 | 0 | 0 | 0 | |
| Percent Cleared | 59.92 % | Negligent Vehicular Manslaughter | 0 | 0 | 0 | 0 | |
| Group A Crimes per 100,000 population | N/A | Kidnapping/Abduction | 12 | 12 | 10 | 0 | |
| | | Forcible Rape | 8 | 4 | 3 | 0 | |
| | | Forcible Sodomy | 0 | 0 | 0 | 0 | |
| | | Sexual Assault W/Object | 0 | 0 | 0 | 0 | |
| Arrest Overview | | Forcible Fondling | 0 | 0 | 0 | 0 | |
| Total Arrests | 913 | Incest | 0 | 0 | 0 | 0 | |
| Adult Arrests | 912 | Statutory Rape | 2 | 1 | 1 | 0 | |
| Juvenile Arrests | 1 | Aggravated Assault | 43 | 40 | 34 | 0 | |
| Unknown Age | 0 | Simple Assault | 84 | 70 | 52 | 0 | |
| Arrests per 100,000 population | N/A | Intimidation | 39 | 13 | 10 | 0 | |
| | | Stalking | 0 | 0 | 0 | 0 | |
| | | Commercial Sex Acts | 0 | 0 | 0 | 0 | |
| Average number offenses/incident | 1.27 | Involuntary Servitude | 0 | 0 | 0 | 0 | |
| Domestic Violence Victims | | Crimes Against Property | | | | | |
| Offense | Reported | Cleared | | | | | |
| Murder | 0 | 0 | Arson | 0 | 0 | 0 | 0 |
| Aggravated Assault | 8 | 8 | Bribery | 0 | 0 | 0 | 0 |
| Simple Assault | 16 | 14 | Burglary | 52 | 17 | 11 | 0 |
| Intimidation | 4 | 4 | Counterfeiting/Forgery | 4 | 1 | 1 | 0 |
| Stalking | 0 | 0 | Destruction/Damage/Vandalism | 64 | 21 | 13 | 0 |
| Forcible Rape | 0 | 0 | Embezzlement | 0 | 0 | 0 | 0 |
| Forcible Sodomy | 0 | 0 | Extortion/Blackmail | 1 | 0 | 0 | 0 |
| Sexual Assault W/Object | 0 | 0 | Fraud - False Pretenses | 2 | 1 | 0 | 0 |
| Forcible Fondling | 0 | 0 | Fraud - Credit Card/ATM | 6 | 1 | 0 | 0 |
| Incest | 0 | 0 | Fraud - Impersonation | 3 | 2 | 3 | 0 |
| Statutory Rape | 0 | 0 | Fraud - Welfare | 0 | 0 | 0 | 0 |
| Kidnapping/Abduction | 1 | 1 | Fraud - Wire | 0 | 0 | 0 | 0 |
| Commercial Sex Acts | 0 | 0 | Fraud - Identity Theft | 1 | 0 | 0 | 0 |
| Involuntary Servitude | 0 | 0 | Fraud - Computer Hacking/Invasion | 0 | 0 | 0 | 0 |
| Total | 29 | 27 | Robbery | 1 | 1 | 0 | 0 |
| | | | Theft - Pocket-picking | 0 | 0 | 0 | 0 |
| Group B Arrests | | | Theft - Purse Snatching | 0 | 0 | 0 | 0 |
| Offense | Adult | Juvenile | Theft - Shoplifting | 0 | 0 | 0 | 0 |
| Bad Checks | 1 | 0 | Theft From Building | 18 | 4 | 4 | 0 |
| Curfew/Vagrancy | 0 | 0 | Theft From Coin Machine | 0 | 0 | 0 | 0 |
| Disorderly Conduct | 1 | 0 | Theft From Motor Vehicle | 18 | 5 | 3 | 0 |
| DUI | 38 | 0 | Theft of Motor Vehicle Parts | 6 | 2 | 3 | 0 |
| Drunkenness | 39 | 0 | Theft - All Other Larceny | 85 | 16 | 13 | 0 |
| Family-Non Violent | 31 | 0 | Motor Vehicle Theft | 34 | 6 | 5 | 0 |
| Liquor Law Violations | 1 | 0 | Stolen Property Offenses | 6 | 4 | 2 | 0 |
| Peeping Tom | 0 | 0 | | | | | |
| Runaway | 0 | 0 | | | | | |
| Trespass | 11 | 0 | | | | | |
| All Other Offenses | 485 | 0 | | | | | |
| Total Group B | 607 | 0 | | | | | |

(*) Offenses are counted using the FBI Units of Count for Crime

(**) The 'Arrests' column shows arrests made for incidents during the selected period, regardless of arrest date. Arrest counts for the same period may change over time.

This report is valid as of May 06, 2019 and is subject to change

Johnson County Sheriff's Office - NIBRS Agency Crime Overview - 2018

| Crimes Against Society | | | | |
|------------------------------------|------------|------------|------------|----------|
| Animal Cruelty | 3 | 2 | 2 | 0 |
| Drug/Narcotic Violations | 108 | 98 | 104 | 1 |
| Drug/Narcotic Equipment Violations | 82 | 82 | 27 | 0 |
| Gambling - Betting/Wagering | 0 | 0 | 0 | 0 |
| Gambling - Operating/Promoting | 0 | 0 | 0 | 0 |
| Gambling - Equipment Violations | 0 | 0 | 0 | 0 |
| Gambling - Sports Tampering | 0 | 0 | 0 | 0 |
| Pornography/Obscene Material | 2 | 0 | 0 | 0 |
| Prostitution | 0 | 0 | 0 | 0 |
| Prostitution Assisting/Promoting | 0 | 0 | 0 | 0 |
| Purchasing Prostitution | 0 | 0 | 0 | 0 |
| Weapon Law Violations | 21 | 19 | 2 | 0 |
| Total Group A Offenses | 706 | 423 | 305 | 1 |

(*) Offenses are counted using the FBI Units of Count for Crime

(**) The 'Arrests' column shows arrests made for incidents during the selected period, regardless of arrest date. Arrest counts for the same period may change over time.

Knox County Sheriff's Office - NIBRS Agency Crime Overview - 2018

| 2017 Population Estimate | N/A | Offenses (*) | | Arrests (**) | | |
|---------------------------------------|---------|-----------------------------------|--------------|--------------|----------|-----|
| | | Reported | Cleared | Adult | Juvenile | |
| Offense Overview | | Group A Offenses | | | | |
| | | Crimes Against Persons | | | | |
| Offense Total | 9,617 | Murder | 7 | 6 | 5 | 0 |
| Number Cleared | 5,013 | Negligent Manslaughter | 0 | 0 | 0 | 0 |
| Percent Cleared | 52.13 % | Negligent Vehicular Manslaughter | 0 | 0 | 0 | 0 |
| Group A Crimes per 100,000 population | N/A | Kidnapping/Abduction | 8 | 3 | 2 | 0 |
| | | Forcible Rape | 45 | 16 | 3 | 0 |
| | | Forcible Sodomy | 20 | 10 | 0 | 1 |
| | | Sexual Assault W/Object | 5 | 4 | 0 | 0 |
| | | Forcible Fondling | 66 | 27 | 4 | 3 |
| | | Incest | 1 | 0 | 0 | 0 |
| | | Statutory Rape | 10 | 2 | 1 | 0 |
| | | Aggravated Assault | 564 | 468 | 224 | 31 |
| | | Simple Assault | 1,751 | 1,430 | 579 | 105 |
| | | Intimidation | 703 | 415 | 39 | 32 |
| | | Stalking | 31 | 21 | 9 | 0 |
| | | Commercial Sex Acts | 0 | 0 | 0 | 0 |
| | | Involuntary Servitude | 0 | 0 | 0 | 0 |
| | | Crimes Against Property | | | | |
| | | Arson | 18 | 7 | 1 | 0 |
| | | Bribery | 0 | 0 | 0 | 0 |
| | | Burglary | 569 | 125 | 77 | 11 |
| | | Counterfeiting/Forgery | 62 | 22 | 13 | 1 |
| | | Destruction/Damage/Vandalism | 728 | 233 | 36 | 18 |
| | | Embezzlement | 36 | 14 | 12 | 0 |
| | | Extortion/Blackmail | 13 | 1 | 0 | 0 |
| | | Fraud - False Pretenses | 220 | 50 | 21 | 1 |
| | | Fraud - Credit Card/ATM | 111 | 16 | 3 | 1 |
| | | Fraud - Impersonation | 69 | 13 | 10 | 0 |
| | | Fraud - Welfare | 0 | 0 | 0 | 0 |
| | | Fraud - Wire | 26 | 3 | 2 | 0 |
| | | Fraud - Identity Theft | 5 | 0 | 0 | 0 |
| | | Fraud - Computer Hacking/Invasion | 0 | 0 | 0 | 0 |
| | | Robbery | 45 | 23 | 12 | 0 |
| | | Theft - Pocket-picking | 0 | 0 | 0 | 0 |
| | | Theft - Purse Snatching | 1 | 1 | 0 | 0 |
| | | Theft - Shoplifting | 296 | 114 | 116 | 8 |
| | | Theft From Building | 190 | 57 | 13 | 5 |
| | | Theft From Coin Machine | 0 | 0 | 0 | 0 |
| | | Theft From Motor Vehicle | 770 | 127 | 49 | 9 |
| | | Theft of Motor Vehicle Parts | 218 | 23 | 10 | 0 |
| | | Theft - All Other Larceny | 1,040 | 178 | 86 | 6 |
| | | Motor Vehicle Theft | 499 | 169 | 93 | 3 |
| | | Stolen Property Offenses | 92 | 90 | 60 | 3 |
| Domestic Violence Victims | | | | | | |
| Offense | | Reported | Cleared | | | |
| Murder | | 4 | 4 | | | |
| Aggravated Assault | | 281 | 254 | | | |
| Simple Assault | | 1,215 | 1,059 | | | |
| Intimidation | | 230 | 164 | | | |
| Stalking | | 20 | 13 | | | |
| Forcible Rape | | 18 | 10 | | | |
| Forcible Sodomy | | 10 | 6 | | | |
| Sexual Assault W/Object | | 4 | 4 | | | |
| Forcible Fondling | | 23 | 10 | | | |
| Incest | | 1 | 0 | | | |
| Statutory Rape | | 3 | 1 | | | |
| Kidnapping/Abduction | | 7 | 2 | | | |
| Commercial Sex Acts | | 0 | 0 | | | |
| Involuntary Servitude | | 0 | 0 | | | |
| Total | | 1,816 | 1,527 | | | |
| Group B Arrests | | | | | | |
| Offense | | Adult | Juvenile | | | |
| Bad Checks | | 5 | 0 | | | |
| Curfew/Vagrancy | | 1 | 0 | | | |
| Disorderly Conduct | | 41 | 20 | | | |
| DUI | | 459 | 1 | | | |
| Drunkenness | | 317 | 10 | | | |
| Family-Non Violent | | 82 | 1 | | | |
| Liquor Law Violations | | 24 | 20 | | | |
| Peeping Tom | | 0 | 0 | | | |
| Runaway | | 0 | 0 | | | |
| Trespass | | 58 | 2 | | | |
| All Other Offenses | | 3,538 | 39 | | | |
| Total Group B | | 4,525 | 93 | | | |

(*) Offenses are counted using the FBI Units of Count for Crime

(**) The 'Arrests' column shows arrests made for incidents during the selected period, regardless of arrest date. Arrest counts for the same period may change over time.

Knox County Sheriff's Office - NIBRS Agency Crime Overview - 2018

| Crimes Against Society | | | | |
|------------------------------------|--------------|--------------|--------------|------------|
| Animal Cruelty | 11 | 6 | 5 | 0 |
| Drug/Narcotic Violations | 787 | 754 | 882 | 54 |
| Drug/Narcotic Equipment Violations | 509 | 499 | 164 | 5 |
| Gambling - Betting/Wagering | 0 | 0 | 0 | 0 |
| Gambling - Operating/Promoting | 0 | 0 | 0 | 0 |
| Gambling - Equipment Violations | 0 | 0 | 0 | 0 |
| Gambling - Sports Tampering | 0 | 0 | 0 | 0 |
| Pornography/Obscene Material | 6 | 3 | 0 | 4 |
| Prostitution | 0 | 0 | 0 | 0 |
| Prostitution Assisting/Promoting | 0 | 0 | 0 | 0 |
| Purchasing Prostitution | 0 | 0 | 0 | 0 |
| Weapon Law Violations | 85 | 83 | 16 | 6 |
| Total Group A Offenses | 9,617 | 5,013 | 2,547 | 307 |

(*) Offenses are counted using the FBI Units of Count for Crime

(**) The 'Arrests' column shows arrests made for incidents during the selected period, regardless of arrest date. Arrest counts for the same period may change over time.

Lake County Sheriff's Office - NIBRS Agency Crime Overview - 2018

| 2017 Population Estimate | N/A | Offenses (*) | | Arrests (**) | | | |
|---------------------------------------|-----------|----------------------------------|-----------------------------------|--------------|----------|---|---|
| | | Reported | Cleared | Adult | Juvenile | | |
| Offense Overview | | Group A Offenses | | | | | |
| | | Crimes Against Persons | | | | | |
| Offense Total | 77 | Murder | 0 | 0 | 0 | 0 | |
| Number Cleared | 34 | Negligent Manslaughter | 0 | 0 | 0 | 0 | |
| Percent Cleared | 44.16 % | Negligent Vehicular Manslaughter | 0 | 0 | 0 | 0 | |
| Group A Crimes per 100,000 population | N/A | Kidnapping/Abduction | 0 | 0 | 0 | 0 | |
| | | Forcible Rape | 1 | 0 | 0 | 0 | |
| | | Forcible Sodomy | 0 | 0 | 0 | 0 | |
| | | Sexual Assault W/Object | 0 | 0 | 0 | 0 | |
| | | Forcible Fondling | 0 | 0 | 0 | 0 | |
| Arrest Overview | | Incest | 0 | 0 | 0 | 0 | |
| Total Arrests | 46 | Statutory Rape | 0 | 0 | 0 | 0 | |
| Adult Arrests | 44 | Aggravated Assault | 4 | 2 | 2 | 0 | |
| Juvenile Arrests | 2 | Simple Assault | 8 | 6 | 4 | 2 | |
| Unknown Age | 0 | Intimidation | 1 | 0 | 0 | 0 | |
| Arrests per 100,000 population | N/A | Stalking | 1 | 0 | 0 | 0 | |
| | | Commercial Sex Acts | 0 | 0 | 0 | 0 | |
| Average number offenses/incident | 1.10 | Involuntary Servitude | 0 | 0 | 0 | 0 | |
| Domestic Violence Victims | | Crimes Against Property | | | | | |
| Offense | Reported | Cleared | Arson | 0 | 0 | 0 | 0 |
| Murder | 0 | 0 | Bribery | 0 | 0 | 0 | 0 |
| Aggravated Assault | 0 | 0 | Burglary | 8 | 3 | 4 | 0 |
| Simple Assault | 7 | 5 | Counterfeiting/Forgery | 0 | 0 | 0 | 0 |
| Intimidation | 0 | 0 | Destruction/Damage/Vandalism | 4 | 0 | 0 | 0 |
| Stalking | 0 | 0 | Embezzlement | 0 | 0 | 0 | 0 |
| Forcible Rape | 1 | 0 | Extortion/Blackmail | 0 | 0 | 0 | 0 |
| Forcible Sodomy | 0 | 0 | Fraud - False Pretenses | 1 | 0 | 0 | 0 |
| Sexual Assault W/Object | 0 | 0 | Fraud - Credit Card/ATM | 2 | 0 | 0 | 0 |
| Forcible Fondling | 0 | 0 | Fraud - Impersonation | 0 | 0 | 0 | 0 |
| Incest | 0 | 0 | Fraud - Welfare | 0 | 0 | 0 | 0 |
| Statutory Rape | 0 | 0 | Fraud - Wire | 1 | 0 | 0 | 0 |
| Kidnapping/Abduction | 0 | 0 | Fraud - Identity Theft | 1 | 0 | 0 | 0 |
| Commercial Sex Acts | 0 | 0 | Fraud - Computer Hacking/Invasion | 0 | 0 | 0 | 0 |
| Involuntary Servitude | 0 | 0 | Robbery | 0 | 0 | 0 | 0 |
| Total | 8 | 5 | Theft - Pocket-picking | 0 | 0 | 0 | 0 |
| Group B Arrests | | | Theft - Purse Snatching | 0 | 0 | 0 | 0 |
| Offense | Adult | Juvenile | Theft - Shoplifting | 0 | 0 | 0 | 0 |
| Bad Checks | 0 | 0 | Theft From Building | 2 | 0 | 0 | 0 |
| Curfew/Vagrancy | 0 | 0 | Theft From Coin Machine | 0 | 0 | 0 | 0 |
| Disorderly Conduct | 3 | 0 | Theft From Motor Vehicle | 16 | 4 | 4 | 0 |
| DUI | 1 | 0 | Theft of Motor Vehicle Parts | 1 | 0 | 0 | 0 |
| Drunkenness | 1 | 0 | Theft - All Other Larceny | 5 | 0 | 0 | 0 |
| Family-Non Violent | 0 | 0 | Motor Vehicle Theft | 3 | 1 | 2 | 0 |
| Liquor Law Violations | 0 | 0 | Stolen Property Offenses | 0 | 0 | 0 | 0 |
| Peeping Tom | 0 | 0 | | | | | |
| Runaway | 0 | 0 | | | | | |
| Trespass | 2 | 0 | | | | | |
| All Other Offenses | 5 | 0 | | | | | |
| Total Group B | 12 | 0 | | | | | |

(*) Offenses are counted using the FBI Units of Count for Crime

(**) The 'Arrests' column shows arrests made for incidents during the selected period, regardless of arrest date. Arrest counts for the same period may change over time.

Lake County Sheriff's Office - NIBRS Agency Crime Overview - 2018

| Crimes Against Society | | | | |
|------------------------------------|-----------|-----------|-----------|----------|
| Animal Cruelty | 0 | 0 | 0 | 0 |
| Drug/Narcotic Violations | 14 | 14 | 15 | 0 |
| Drug/Narcotic Equipment Violations | 2 | 2 | 0 | 0 |
| Gambling - Betting/Wagering | 0 | 0 | 0 | 0 |
| Gambling - Operating/Promoting | 0 | 0 | 0 | 0 |
| Gambling - Equipment Violations | 0 | 0 | 0 | 0 |
| Gambling - Sports Tampering | 0 | 0 | 0 | 0 |
| Pornography/Obscene Material | 0 | 0 | 0 | 0 |
| Prostitution | 0 | 0 | 0 | 0 |
| Prostitution Assisting/Promoting | 0 | 0 | 0 | 0 |
| Purchasing Prostitution | 0 | 0 | 0 | 0 |
| Weapon Law Violations | 2 | 2 | 1 | 0 |
| Total Group A Offenses | 77 | 34 | 32 | 2 |

(*) Offenses are counted using the FBI Units of Count for Crime

(**) The 'Arrests' column shows arrests made for incidents during the selected period, regardless of arrest date. Arrest counts for the same period may change over time.

Lauderdale County Sheriff's Office - NIBRS Agency Crime Overview - 2018

| 2017 Population Estimate | N/A | Offenses (*) | | Arrests (**) | | | |
|---------------------------------------|-----------------|----------------------------------|-----------------------------------|--------------|----------|----|---|
| | | Reported | Cleared | Adult | Juvenile | | |
| Offense Overview | | Group A Offenses | | | | | |
| | | Crimes Against Persons | | | | | |
| Offense Total | 664 | Murder | 1 | 1 | 2 | 0 | |
| Number Cleared | 257 | Negligent Manslaughter | 0 | 0 | 0 | 0 | |
| Percent Cleared | 38.70 % | Negligent Vehicular Manslaughter | 0 | 0 | 0 | 0 | |
| Group A Crimes per 100,000 population | N/A | Kidnapping/Abduction | 4 | 3 | 2 | 0 | |
| | | Forcible Rape | 4 | 0 | 0 | 0 | |
| | | Forcible Sodomy | 1 | 0 | 0 | 0 | |
| | | Sexual Assault W/Object | 0 | 0 | 0 | 0 | |
| Arrest Overview | | Forcible Fondling | 2 | 0 | 0 | 0 | |
| Total Arrests | 931 | Incest | 0 | 0 | 0 | 0 | |
| Adult Arrests | 925 | Statutory Rape | 4 | 3 | 3 | 0 | |
| Juvenile Arrests | 6 | Aggravated Assault | 47 | 37 | 23 | 0 | |
| Unknown Age | 0 | Simple Assault | 106 | 66 | 50 | 1 | |
| Arrests per 100,000 population | N/A | Intimidation | 38 | 7 | 6 | 0 | |
| | | Stalking | 2 | 1 | 1 | 0 | |
| | | Commercial Sex Acts | 0 | 0 | 0 | 0 | |
| Average number offenses/incident | 1.22 | Involuntary Servitude | 0 | 0 | 0 | 0 | |
| Domestic Violence Victims | | Crimes Against Property | | | | | |
| Offense | Reported | Cleared | | | | | |
| Murder | 0 | 0 | Arson | 2 | 2 | 4 | 0 |
| Aggravated Assault | 22 | 22 | Bribery | 0 | 0 | 0 | 0 |
| Simple Assault | 73 | 48 | Burglary | 101 | 14 | 13 | 0 |
| Intimidation | 13 | 4 | Counterfeiting/Forgery | 6 | 3 | 1 | 0 |
| Stalking | 2 | 1 | Destruction/Damage/Vandalism | 77 | 21 | 12 | 0 |
| Forcible Rape | 2 | 0 | Embezzlement | 0 | 0 | 0 | 0 |
| Forcible Sodomy | 1 | 0 | Extortion/Blackmail | 0 | 0 | 0 | 0 |
| Sexual Assault W/Object | 0 | 0 | Fraud - False Pretenses | 4 | 2 | 1 | 0 |
| Forcible Fondling | 2 | 0 | Fraud - Credit Card/ATM | 6 | 0 | 0 | 0 |
| Incest | 0 | 0 | Fraud - Impersonation | 6 | 1 | 0 | 0 |
| Statutory Rape | 0 | 0 | Fraud - Welfare | 0 | 0 | 0 | 0 |
| Kidnapping/Abduction | 4 | 3 | Fraud - Wire | 0 | 0 | 0 | 0 |
| Commercial Sex Acts | 0 | 0 | Fraud - Identity Theft | 1 | 0 | 0 | 0 |
| Involuntary Servitude | 0 | 0 | Fraud - Computer Hacking/Invasion | 0 | 0 | 0 | 0 |
| Total | 119 | 78 | Robbery | 2 | 0 | 0 | 0 |
| | | | Theft - Pocket-picking | 0 | 0 | 0 | 0 |
| Group B Arrests | | | Theft - Purse Snatching | 0 | 0 | 0 | 0 |
| Offense | Adult | Juvenile | Theft - Shoplifting | 2 | 1 | 1 | 0 |
| Bad Checks | 33 | 0 | Theft From Building | 46 | 10 | 8 | 1 |
| Curfew/Vagrancy | 0 | 0 | Theft From Coin Machine | 0 | 0 | 0 | 0 |
| Disorderly Conduct | 5 | 0 | Theft From Motor Vehicle | 27 | 1 | 0 | 0 |
| DUI | 12 | 0 | Theft of Motor Vehicle Parts | 13 | 0 | 0 | 0 |
| Drunkenness | 2 | 0 | Theft - All Other Larceny | 60 | 5 | 4 | 0 |
| Family-Non Violent | 132 | 0 | Motor Vehicle Theft | 19 | 5 | 3 | 0 |
| Liquor Law Violations | 8 | 1 | Stolen Property Offenses | 0 | 0 | 0 | 0 |
| Peeping Tom | 0 | 0 | | | | | |
| Runaway | 0 | 0 | | | | | |
| Trespass | 4 | 0 | | | | | |
| All Other Offenses | 536 | 2 | | | | | |
| Total Group B | 732 | 3 | | | | | |

(*) Offenses are counted using the FBI Units of Count for Crime

(**) The 'Arrests' column shows arrests made for incidents during the selected period, regardless of arrest date. Arrest counts for the same period may change over time.

This report is valid as of May 06, 2019 and is subject to change

Lauderdale County Sheriff's Office - NIBRS Agency Crime Overview - 2018

| Crimes Against Society | | | | |
|------------------------------------|------------|------------|------------|----------|
| Animal Cruelty | 0 | 0 | 0 | 0 |
| Drug/Narcotic Violations | 56 | 50 | 51 | 1 |
| Drug/Narcotic Equipment Violations | 15 | 14 | 1 | 0 |
| Gambling - Betting/Wagering | 0 | 0 | 0 | 0 |
| Gambling - Operating/Promoting | 0 | 0 | 0 | 0 |
| Gambling - Equipment Violations | 0 | 0 | 0 | 0 |
| Gambling - Sports Tampering | 0 | 0 | 0 | 0 |
| Pornography/Obscene Material | 1 | 0 | 0 | 0 |
| Prostitution | 1 | 1 | 1 | 0 |
| Prostitution Assisting/Promoting | 0 | 0 | 0 | 0 |
| Purchasing Prostitution | 0 | 0 | 0 | 0 |
| Weapon Law Violations | 10 | 9 | 6 | 0 |
| Total Group A Offenses | 664 | 257 | 193 | 3 |

(*) Offenses are counted using the FBI Units of Count for Crime

(**) The 'Arrests' column shows arrests made for incidents during the selected period, regardless of arrest date. Arrest counts for the same period may change over time.

Lawrence County Sheriff's Office - NIBRS Agency Crime Overview - 2018

| 2017 Population Estimate | N/A | Offenses (*) | | Arrests (**) | | | |
|---------------------------------------|-----------------|----------------------------------|-----------------------------------|--------------|----------|----|---|
| | | Reported | Cleared | Adult | Juvenile | | |
| Offense Overview | | Group A Offenses | | | | | |
| Crimes Against Persons | | Crimes Against Persons | | | | | |
| Offense Total | 1,053 | Murder | 2 | 2 | 6 | 0 | |
| Number Cleared | 481 | Negligent Manslaughter | 0 | 0 | 0 | 0 | |
| Percent Cleared | 45.68 % | Negligent Vehicular Manslaughter | 1 | 1 | 0 | 0 | |
| Group A Crimes per 100,000 population | N/A | Kidnapping/Abduction | 5 | 4 | 4 | 0 | |
| | | Forcible Rape | 5 | 2 | 0 | 0 | |
| | | Forcible Sodomy | 0 | 0 | 0 | 0 | |
| | | Sexual Assault W/Object | 0 | 0 | 0 | 0 | |
| Arrest Overview | | Forcible Fondling | 2 | 0 | 0 | 0 | |
| Total Arrests | 1,353 | Incest | 0 | 0 | 0 | 0 | |
| Adult Arrests | 1,331 | Statutory Rape | 2 | 1 | 1 | 0 | |
| Juvenile Arrests | 22 | Aggravated Assault | 70 | 45 | 35 | 0 | |
| Unknown Age | 0 | Simple Assault | 134 | 87 | 63 | 4 | |
| Arrests per 100,000 population | N/A | Intimidation | 93 | 17 | 19 | 0 | |
| | | Stalking | 8 | 5 | 2 | 0 | |
| | | Commercial Sex Acts | 0 | 0 | 0 | 0 | |
| Average number offenses/incident | 1.39 | Involuntary Servitude | 0 | 0 | 0 | 0 | |
| Domestic Violence Victims | | Crimes Against Property | | | | | |
| Offense | Reported | Cleared | | | | | |
| Murder | 0 | 0 | Arson | 4 | 2 | 0 | 0 |
| Aggravated Assault | 42 | 29 | Bribery | 0 | 0 | 0 | 0 |
| Simple Assault | 89 | 70 | Burglary | 101 | 21 | 21 | 0 |
| Intimidation | 27 | 15 | Counterfeiting/Forgery | 12 | 4 | 5 | 0 |
| Stalking | 0 | 0 | Destruction/Damage/Vandalism | 77 | 27 | 10 | 0 |
| Forcible Rape | 1 | 1 | Embezzlement | 0 | 0 | 0 | 0 |
| Forcible Sodomy | 0 | 0 | Extortion/Blackmail | 0 | 0 | 0 | 0 |
| Sexual Assault W/Object | 0 | 0 | Fraud - False Pretenses | 13 | 1 | 0 | 0 |
| Forcible Fondling | 0 | 0 | Fraud - Credit Card/ATM | 14 | 2 | 0 | 0 |
| Incest | 0 | 0 | Fraud - Impersonation | 12 | 2 | 0 | 0 |
| Statutory Rape | 0 | 0 | Fraud - Welfare | 1 | 0 | 0 | 0 |
| Kidnapping/Abduction | 3 | 2 | Fraud - Wire | 1 | 0 | 0 | 0 |
| Commercial Sex Acts | 0 | 0 | Fraud - Identity Theft | 20 | 2 | 0 | 0 |
| Involuntary Servitude | 0 | 0 | Fraud - Computer Hacking/Invasion | 0 | 0 | 0 | 0 |
| Total | 162 | 117 | Robbery | 3 | 2 | 2 | 0 |
| | | | Theft - Pocket-picking | 0 | 0 | 0 | 0 |
| Group B Arrests | | | Theft - Purse Snatching | 0 | 0 | 0 | 0 |
| Offense | Adult | Juvenile | Theft - Shoplifting | 3 | 0 | 0 | 0 |
| Bad Checks | 5 | 0 | Theft From Building | 50 | 9 | 5 | 1 |
| Curfew/Vagrancy | 0 | 0 | Theft From Coin Machine | 0 | 0 | 0 | 0 |
| Disorderly Conduct | 6 | 3 | Theft From Motor Vehicle | 37 | 5 | 2 | 0 |
| DUI | 3 | 0 | Theft of Motor Vehicle Parts | 3 | 1 | 1 | 0 |
| Drunkenness | 15 | 2 | Theft - All Other Larceny | 63 | 5 | 4 | 0 |
| Family-Non Violent | 7 | 0 | Motor Vehicle Theft | 40 | 7 | 2 | 0 |
| Liquor Law Violations | 3 | 4 | Stolen Property Offenses | 5 | 4 | 3 | 0 |
| Peeping Tom | 0 | 0 | | | | | |
| Runaway | 0 | 0 | | | | | |
| Trespass | 4 | 0 | | | | | |
| All Other Offenses | 961 | 0 | | | | | |
| Total Group B | 1,004 | 9 | | | | | |

(*) Offenses are counted using the FBI Units of Count for Crime

(**) The 'Arrests' column shows arrests made for incidents during the selected period, regardless of arrest date. Arrest counts for the same period may change over time.

This report is valid as of May 06, 2019 and is subject to change

Lawrence County Sheriff's Office - NIBRS Agency Crime Overview - 2018

| Crimes Against Society | | | | |
|------------------------------------|--------------|------------|------------|-----------|
| Animal Cruelty | 6 | 1 | 0 | 0 |
| Drug/Narcotic Violations | 149 | 114 | 118 | 7 |
| Drug/Narcotic Equipment Violations | 94 | 88 | 23 | 1 |
| Gambling - Betting/Wagering | 0 | 0 | 0 | 0 |
| Gambling - Operating/Promoting | 0 | 0 | 0 | 0 |
| Gambling - Equipment Violations | 0 | 0 | 0 | 0 |
| Gambling - Sports Tampering | 0 | 0 | 0 | 0 |
| Pornography/Obscene Material | 1 | 0 | 0 | 0 |
| Prostitution | 0 | 0 | 0 | 0 |
| Prostitution Assisting/Promoting | 0 | 0 | 0 | 0 |
| Purchasing Prostitution | 0 | 0 | 0 | 0 |
| Weapon Law Violations | 22 | 20 | 1 | 0 |
| Total Group A Offenses | 1,053 | 481 | 327 | 13 |

(*) Offenses are counted using the FBI Units of Count for Crime

(**) The 'Arrests' column shows arrests made for incidents during the selected period, regardless of arrest date. Arrest counts for the same period may change over time.

Lewis County Sheriff's Office - NIBRS Agency Crime Overview - 2018

| 2017 Population Estimate | N/A | Offenses (*) | | Arrests (**) | | | |
|---------------------------------------|-----------------|----------------------------------|-----------------------------------|--------------|----------|---|---|
| | | Reported | Cleared | Adult | Juvenile | | |
| Offense Overview | | Group A Offenses | | | | | |
| Crimes Against Persons | | Crimes Against Persons | | | | | |
| Offense Total | 293 | Murder | 0 | 0 | 0 | 0 | |
| Number Cleared | 124 | Negligent Manslaughter | 0 | 0 | 0 | 0 | |
| Percent Cleared | 42.32 % | Negligent Vehicular Manslaughter | 0 | 0 | 0 | 0 | |
| Group A Crimes per 100,000 population | N/A | Kidnapping/Abduction | 5 | 2 | 0 | 0 | |
| | | Forcible Rape | 2 | 0 | 0 | 0 | |
| | | Forcible Sodomy | 0 | 0 | 0 | 0 | |
| | | Sexual Assault W/Object | 0 | 0 | 0 | 0 | |
| Arrest Overview | | Forcible Fondling | 1 | 1 | 1 | 0 | |
| Total Arrests | 418 | Incest | 0 | 0 | 0 | 0 | |
| Adult Arrests | 417 | Statutory Rape | 0 | 0 | 0 | 0 | |
| Juvenile Arrests | 1 | Aggravated Assault | 25 | 19 | 16 | 0 | |
| Unknown Age | 0 | Simple Assault | 16 | 8 | 9 | 0 | |
| Arrests per 100,000 population | N/A | Intimidation | 8 | 6 | 6 | 0 | |
| | | Stalking | 0 | 0 | 0 | 0 | |
| | | Commercial Sex Acts | 0 | 0 | 0 | 0 | |
| Average number offenses/incident | 1.21 | Involuntary Servitude | 0 | 0 | 0 | 0 | |
| Domestic Violence Victims | | Crimes Against Property | | | | | |
| Offense | Reported | Cleared | | | | | |
| Murder | 0 | 0 | Arson | 1 | 0 | 0 | 0 |
| Aggravated Assault | 16 | 12 | Bribery | 0 | 0 | 0 | 0 |
| Simple Assault | 8 | 4 | Burglary | 36 | 2 | 1 | 0 |
| Intimidation | 3 | 3 | Counterfeiting/Forgery | 0 | 0 | 0 | 0 |
| Stalking | 0 | 0 | Destruction/Damage/Vandalism | 36 | 11 | 9 | 0 |
| Forcible Rape | 2 | 0 | Embezzlement | 0 | 0 | 0 | 0 |
| Forcible Sodomy | 0 | 0 | Extortion/Blackmail | 0 | 0 | 0 | 0 |
| Sexual Assault W/Object | 0 | 0 | Fraud - False Pretenses | 4 | 0 | 0 | 0 |
| Forcible Fondling | 0 | 0 | Fraud - Credit Card/ATM | 8 | 1 | 0 | 0 |
| Incest | 0 | 0 | Fraud - Impersonation | 4 | 2 | 1 | 0 |
| Statutory Rape | 0 | 0 | Fraud - Welfare | 0 | 0 | 0 | 0 |
| Kidnapping/Abduction | 2 | 2 | Fraud - Wire | 1 | 0 | 0 | 0 |
| Commercial Sex Acts | 0 | 0 | Fraud - Identity Theft | 1 | 0 | 0 | 0 |
| Involuntary Servitude | 0 | 0 | Fraud - Computer Hacking/Invasion | 0 | 0 | 0 | 0 |
| Total | 31 | 21 | Robbery | 0 | 0 | 0 | 0 |
| | | | Theft - Pocket-picking | 0 | 0 | 0 | 0 |
| Group B Arrests | | | Theft - Purse Snatching | 0 | 0 | 0 | 0 |
| Offense | Adult | Juvenile | Theft - Shoplifting | 0 | 0 | 0 | 0 |
| Bad Checks | 0 | 0 | Theft From Building | 5 | 1 | 1 | 0 |
| Curfew/Vagrancy | 0 | 0 | Theft From Coin Machine | 0 | 0 | 0 | 0 |
| Disorderly Conduct | 1 | 0 | Theft From Motor Vehicle | 4 | 0 | 0 | 0 |
| DUI | 4 | 0 | Theft of Motor Vehicle Parts | 3 | 0 | 0 | 0 |
| Drunkenness | 6 | 0 | Theft - All Other Larceny | 29 | 6 | 7 | 0 |
| Family-Non Violent | 0 | 0 | Motor Vehicle Theft | 15 | 6 | 5 | 1 |
| Liquor Law Violations | 0 | 0 | Stolen Property Offenses | 2 | 0 | 0 | 0 |
| Peeping Tom | 0 | 0 | | | | | |
| Runaway | 0 | 0 | | | | | |
| Trespass | 7 | 0 | | | | | |
| All Other Offenses | 294 | 0 | | | | | |
| Total Group B | 312 | 0 | | | | | |

(*) Offenses are counted using the FBI Units of Count for Crime

(**) The 'Arrests' column shows arrests made for incidents during the selected period, regardless of arrest date. Arrest counts for the same period may change over time.

This report is valid as of May 06, 2019 and is subject to change

Lewis County Sheriff's Office - NIBRS Agency Crime Overview - 2018

| Crimes Against Society | | | | |
|------------------------------------|------------|------------|------------|----------|
| Animal Cruelty | 0 | 0 | 0 | 0 |
| Drug/Narcotic Violations | 47 | 35 | 43 | 0 |
| Drug/Narcotic Equipment Violations | 36 | 22 | 5 | 0 |
| Gambling - Betting/Wagering | 0 | 0 | 0 | 0 |
| Gambling - Operating/Promoting | 0 | 0 | 0 | 0 |
| Gambling - Equipment Violations | 0 | 0 | 0 | 0 |
| Gambling - Sports Tampering | 0 | 0 | 0 | 0 |
| Pornography/Obscene Material | 0 | 0 | 0 | 0 |
| Prostitution | 0 | 0 | 0 | 0 |
| Prostitution Assisting/Promoting | 0 | 0 | 0 | 0 |
| Purchasing Prostitution | 0 | 0 | 0 | 0 |
| Weapon Law Violations | 4 | 2 | 1 | 0 |
| Total Group A Offenses | 293 | 124 | 105 | 1 |

(*) Offenses are counted using the FBI Units of Count for Crime

(**) The 'Arrests' column shows arrests made for incidents during the selected period, regardless of arrest date. Arrest counts for the same period may change over time.

Lincoln County Sheriff's Office - NIBRS Agency Crime Overview - 2018

| 2017 Population Estimate | N/A | Offenses (*) | | Arrests (**) | | | |
|---------------------------------------|-----------------|----------------------------------|-----------------------------------|--------------|----------|----|---|
| | | Reported | Cleared | Adult | Juvenile | | |
| Offense Overview | | Group A Offenses | | | | | |
| Crimes Against Persons | | | | | | | |
| Offense Total | 1,201 | Murder | 1 | 1 | 1 | 0 | |
| Number Cleared | 494 | Negligent Manslaughter | 0 | 0 | 0 | 0 | |
| Percent Cleared | 41.13 % | Negligent Vehicular Manslaughter | 0 | 0 | 0 | 0 | |
| Group A Crimes per 100,000 population | N/A | Kidnapping/Abduction | 2 | 2 | 1 | 0 | |
| | | Forcible Rape | 8 | 3 | 2 | 1 | |
| | | Forcible Sodomy | 0 | 0 | 0 | 0 | |
| | | Sexual Assault W/Object | 0 | 0 | 0 | 0 | |
| | | Forcible Fondling | 6 | 2 | 2 | 0 | |
| Arrest Overview | | Incest | 0 | 0 | 0 | 0 | |
| Total Arrests | 1,163 | Statutory Rape | 0 | 0 | 0 | 0 | |
| Adult Arrests | 1,116 | Aggravated Assault | 75 | 36 | 30 | 2 | |
| Juvenile Arrests | 47 | Simple Assault | 219 | 114 | 90 | 6 | |
| Unknown Age | 0 | Intimidation | 119 | 12 | 13 | 0 | |
| Arrests per 100,000 population | N/A | Stalking | 5 | 0 | 0 | 0 | |
| | | Commercial Sex Acts | 0 | 0 | 0 | 0 | |
| Average number offenses/incident | 1.24 | Involuntary Servitude | 0 | 0 | 0 | 0 | |
| Domestic Violence Victims | | Crimes Against Property | | | | | |
| Offense | Reported | Cleared | | | | | |
| Murder | 0 | 0 | Arson | 3 | 1 | 0 | 0 |
| Aggravated Assault | 44 | 27 | Bribery | 0 | 0 | 0 | 0 |
| Simple Assault | 173 | 95 | Burglary | 115 | 17 | 17 | 2 |
| Intimidation | 41 | 6 | Counterfeiting/Forgery | 13 | 8 | 4 | 0 |
| Stalking | 1 | 0 | Destruction/Damage/Vandalism | 78 | 16 | 5 | 2 |
| Forcible Rape | 6 | 2 | Embezzlement | 1 | 1 | 0 | 0 |
| Forcible Sodomy | 0 | 0 | Extortion/Blackmail | 0 | 0 | 0 | 0 |
| Sexual Assault W/Object | 0 | 0 | Fraud - False Pretenses | 37 | 12 | 5 | 0 |
| Forcible Fondling | 2 | 1 | Fraud - Credit Card/ATM | 18 | 3 | 1 | 0 |
| Incest | 0 | 0 | Fraud - Impersonation | 6 | 1 | 1 | 0 |
| Statutory Rape | 0 | 0 | Fraud - Welfare | 0 | 0 | 0 | 0 |
| Kidnapping/Abduction | 1 | 1 | Fraud - Wire | 1 | 0 | 0 | 0 |
| Commercial Sex Acts | 0 | 0 | Fraud - Identity Theft | 4 | 0 | 0 | 0 |
| Involuntary Servitude | 0 | 0 | Fraud - Computer Hacking/Invasion | 0 | 0 | 0 | 0 |
| Total | 268 | 132 | Robbery | 3 | 1 | 1 | 0 |
| | | | Theft - Pocket-picking | 0 | 0 | 0 | 0 |
| Group B Arrests | | | Theft - Purse Snatching | 0 | 0 | 0 | 0 |
| Offense | Adult | Juvenile | Theft - Shoplifting | 5 | 3 | 3 | 0 |
| Bad Checks | 4 | 0 | Theft From Building | 56 | 8 | 8 | 0 |
| Curfew/Vagrancy | 0 | 0 | Theft From Coin Machine | 2 | 0 | 0 | 0 |
| Disorderly Conduct | 14 | 6 | Theft From Motor Vehicle | 19 | 1 | 1 | 0 |
| DUI | 18 | 0 | Theft of Motor Vehicle Parts | 15 | 1 | 1 | 0 |
| Drunkenness | 22 | 0 | Theft - All Other Larceny | 80 | 2 | 1 | 0 |
| Family-Non Violent | 2 | 0 | Motor Vehicle Theft | 36 | 6 | 3 | 0 |
| Liquor Law Violations | 2 | 9 | Stolen Property Offenses | 1 | 1 | 1 | 0 |
| Peeping Tom | 0 | 0 | | | | | |
| Runaway | 0 | 0 | | | | | |
| Trespass | 4 | 0 | | | | | |
| All Other Offenses | 699 | 9 | | | | | |
| Total Group B | 765 | 24 | | | | | |

(*) Offenses are counted using the FBI Units of Count for Crime

(**) The 'Arrests' column shows arrests made for incidents during the selected period, regardless of arrest date. Arrest counts for the same period may change over time.

This report is valid as of May 06, 2019 and is subject to change

Lincoln County Sheriff's Office - NIBRS Agency Crime Overview - 2018

| Crimes Against Society | | | | |
|------------------------------------|--------------|------------|------------|-----------|
| Animal Cruelty | 1 | 1 | 1 | 0 |
| Drug/Narcotic Violations | 141 | 131 | 136 | 9 |
| Drug/Narcotic Equipment Violations | 97 | 90 | 18 | 0 |
| Gambling - Betting/Wagering | 0 | 0 | 0 | 0 |
| Gambling - Operating/Promoting | 0 | 0 | 0 | 0 |
| Gambling - Equipment Violations | 0 | 0 | 0 | 0 |
| Gambling - Sports Tampering | 0 | 0 | 0 | 0 |
| Pornography/Obscene Material | 7 | 0 | 0 | 0 |
| Prostitution | 0 | 0 | 0 | 0 |
| Prostitution Assisting/Promoting | 0 | 0 | 0 | 0 |
| Purchasing Prostitution | 0 | 0 | 0 | 0 |
| Weapon Law Violations | 27 | 20 | 5 | 1 |
| Total Group A Offenses | 1,201 | 494 | 351 | 23 |

(*) Offenses are counted using the FBI Units of Count for Crime

(**) The 'Arrests' column shows arrests made for incidents during the selected period, regardless of arrest date. Arrest counts for the same period may change over time.

Loudon County Sheriff's Office - NIBRS Agency Crime Overview - 2018

| 2017 Population Estimate | N/A | Offenses (*) | | Arrests (**) | | | |
|---------------------------------------|-----------------|----------------------------------|-----------------------------------|--------------|----------|----|---|
| | | Reported | Cleared | Adult | Juvenile | | |
| Offense Overview | | Group A Offenses | | | | | |
| Crimes Against Persons | | Crimes Against Persons | | | | | |
| Offense Total | 1,567 | Murder | 0 | 0 | 0 | 0 | |
| Number Cleared | 702 | Negligent Manslaughter | 0 | 0 | 0 | 0 | |
| Percent Cleared | 44.80 % | Negligent Vehicular Manslaughter | 0 | 0 | 0 | 0 | |
| Group A Crimes per 100,000 population | N/A | Kidnapping/Abduction | 2 | 1 | 1 | 0 | |
| | | Forcible Rape | 2 | 1 | 0 | 1 | |
| | | Forcible Sodomy | 1 | 1 | 1 | 0 | |
| | | Sexual Assault W/Object | 1 | 1 | 1 | 0 | |
| Arrest Overview | | Forcible Fondling | 9 | 0 | 0 | 0 | |
| Total Arrests | 1,612 | Incest | 0 | 0 | 0 | 0 | |
| Adult Arrests | 1,536 | Statutory Rape | 4 | 4 | 4 | 0 | |
| Juvenile Arrests | 76 | Aggravated Assault | 104 | 69 | 49 | 3 | |
| Unknown Age | 0 | Simple Assault | 248 | 108 | 73 | 16 | |
| Arrests per 100,000 population | N/A | Intimidation | 119 | 18 | 10 | 7 | |
| | | Stalking | 3 | 1 | 1 | 0 | |
| | | Commercial Sex Acts | 0 | 0 | 0 | 0 | |
| Average number offenses/incident | 1.26 | Involuntary Servitude | 0 | 0 | 0 | 0 | |
| Domestic Violence Victims | | Crimes Against Property | | | | | |
| Offense | Reported | Cleared | | | | | |
| Murder | 0 | 0 | Arson | 0 | 0 | 0 | 0 |
| Aggravated Assault | 48 | 35 | Bribery | 0 | 0 | 0 | 0 |
| Simple Assault | 169 | 86 | Burglary | 84 | 11 | 16 | 0 |
| Intimidation | 40 | 10 | Counterfeiting/Forgery | 4 | 2 | 2 | 0 |
| Stalking | 2 | 1 | Destruction/Damage/Vandalism | 120 | 15 | 9 | 0 |
| Forcible Rape | 2 | 1 | Embezzlement | 0 | 0 | 0 | 0 |
| Forcible Sodomy | 0 | 0 | Extortion/Blackmail | 1 | 1 | 0 | 0 |
| Sexual Assault W/Object | 0 | 0 | Fraud - False Pretenses | 28 | 2 | 1 | 0 |
| Forcible Fondling | 1 | 0 | Fraud - Credit Card/ATM | 27 | 5 | 4 | 0 |
| Incest | 0 | 0 | Fraud - Impersonation | 20 | 7 | 5 | 0 |
| Statutory Rape | 0 | 0 | Fraud - Welfare | 0 | 0 | 0 | 0 |
| Kidnapping/Abduction | 1 | 1 | Fraud - Wire | 2 | 0 | 0 | 0 |
| Commercial Sex Acts | 0 | 0 | Fraud - Identity Theft | 7 | 0 | 0 | 0 |
| Involuntary Servitude | 0 | 0 | Fraud - Computer Hacking/Invasion | 0 | 0 | 0 | 0 |
| Total | 263 | 134 | Robbery | 1 | 1 | 1 | 0 |
| | | | Theft - Pocket-picking | 0 | 0 | 0 | 0 |
| Group B Arrests | | | Theft - Purse Snatching | 0 | 0 | 0 | 0 |
| Offense | Adult | Juvenile | Theft - Shoplifting | 4 | 2 | 4 | 0 |
| Bad Checks | 0 | 0 | Theft From Building | 112 | 15 | 9 | 3 |
| Curfew/Vagrancy | 0 | 0 | Theft From Coin Machine | 0 | 0 | 0 | 0 |
| Disorderly Conduct | 3 | 12 | Theft From Motor Vehicle | 58 | 11 | 14 | 0 |
| DUI | 92 | 1 | Theft of Motor Vehicle Parts | 22 | 1 | 1 | 0 |
| Drunkenness | 31 | 1 | Theft - All Other Larceny | 68 | 3 | 3 | 0 |
| Family-Non Violent | 10 | 0 | Motor Vehicle Theft | 42 | 10 | 12 | 0 |
| Liquor Law Violations | 7 | 1 | Stolen Property Offenses | 5 | 2 | 2 | 0 |
| Peeping Tom | 0 | 0 | | | | | |
| Runaway | 0 | 0 | | | | | |
| Trespass | 10 | 1 | | | | | |
| All Other Offenses | 864 | 20 | | | | | |
| Total Group B | 1,017 | 36 | | | | | |

(*) Offenses are counted using the FBI Units of Count for Crime

(**) The 'Arrests' column shows arrests made for incidents during the selected period, regardless of arrest date. Arrest counts for the same period may change over time.

This report is valid as of May 06, 2019 and is subject to change

Loudon County Sheriff's Office - NIBRS Agency Crime Overview - 2018

| Crimes Against Society | | | | |
|------------------------------------|--------------|------------|------------|-----------|
| Animal Cruelty | 2 | 1 | 1 | 0 |
| Drug/Narcotic Violations | 252 | 222 | 232 | 7 |
| Drug/Narcotic Equipment Violations | 185 | 164 | 51 | 0 |
| Gambling - Betting/Wagering | 0 | 0 | 0 | 0 |
| Gambling - Operating/Promoting | 0 | 0 | 0 | 0 |
| Gambling - Equipment Violations | 0 | 0 | 0 | 0 |
| Gambling - Sports Tampering | 0 | 0 | 0 | 0 |
| Pornography/Obscene Material | 5 | 1 | 0 | 0 |
| Prostitution | 0 | 0 | 0 | 0 |
| Prostitution Assisting/Promoting | 0 | 0 | 0 | 0 |
| Purchasing Prostitution | 0 | 0 | 0 | 0 |
| Weapon Law Violations | 25 | 22 | 12 | 3 |
| Total Group A Offenses | 1,567 | 702 | 519 | 40 |

(*) Offenses are counted using the FBI Units of Count for Crime

(**) The 'Arrests' column shows arrests made for incidents during the selected period, regardless of arrest date. Arrest counts for the same period may change over time.

Macon County Sheriff's Office - NIBRS Agency Crime Overview - 2018

| 2017 Population Estimate | N/A | Offenses (*) | | Arrests (**) | | | |
|---------------------------------------|-----------------|----------------------------------|-----------------------------------|--------------|----------|----|---|
| | | Reported | Cleared | Adult | Juvenile | | |
| Offense Overview | | Group A Offenses | | | | | |
| Crimes Against Persons | | Crimes Against Persons | | | | | |
| Offense Total | 511 | Murder | 0 | 0 | 0 | 0 | |
| Number Cleared | 371 | Negligent Manslaughter | 0 | 0 | 0 | 0 | |
| Percent Cleared | 72.60 % | Negligent Vehicular Manslaughter | 0 | 0 | 0 | 0 | |
| Group A Crimes per 100,000 population | N/A | Kidnapping/Abduction | 0 | 0 | 0 | 0 | |
| | | Forcible Rape | 0 | 0 | 0 | 0 | |
| | | Forcible Sodomy | 0 | 0 | 0 | 0 | |
| | | Sexual Assault W/Object | 0 | 0 | 0 | 0 | |
| Arrest Overview | | Forcible Fondling | 0 | 0 | 0 | 0 | |
| Total Arrests | 1,126 | Incest | 0 | 0 | 0 | 0 | |
| Adult Arrests | 1,113 | Statutory Rape | 0 | 0 | 0 | 0 | |
| Juvenile Arrests | 13 | Aggravated Assault | 52 | 50 | 38 | 0 | |
| Unknown Age | 0 | Simple Assault | 93 | 91 | 84 | 0 | |
| Arrests per 100,000 population | N/A | Intimidation | 11 | 8 | 7 | 0 | |
| | | Stalking | 0 | 0 | 0 | 0 | |
| | | Commercial Sex Acts | 0 | 0 | 0 | 0 | |
| Average number offenses/incident | 1.26 | Involuntary Servitude | 0 | 0 | 0 | 0 | |
| Domestic Violence Victims | | Crimes Against Property | | | | | |
| Offense | Reported | Cleared | | | | | |
| Murder | 0 | 0 | Arson | 0 | 0 | 0 | 0 |
| Aggravated Assault | 17 | 17 | Bribery | 0 | 0 | 0 | 0 |
| Simple Assault | 34 | 32 | Burglary | 38 | 6 | 6 | 0 |
| Intimidation | 4 | 4 | Counterfeiting/Forgery | 3 | 2 | 2 | 0 |
| Stalking | 0 | 0 | Destruction/Damage/Vandalism | 38 | 9 | 7 | 0 |
| Forcible Rape | 0 | 0 | Embezzlement | 0 | 0 | 0 | 0 |
| Forcible Sodomy | 0 | 0 | Extortion/Blackmail | 0 | 0 | 0 | 0 |
| Sexual Assault W/Object | 0 | 0 | Fraud - False Pretenses | 2 | 2 | 2 | 0 |
| Forcible Fondling | 0 | 0 | Fraud - Credit Card/ATM | 5 | 3 | 3 | 0 |
| Incest | 0 | 0 | Fraud - Impersonation | 0 | 0 | 0 | 0 |
| Statutory Rape | 0 | 0 | Fraud - Welfare | 0 | 0 | 0 | 0 |
| Kidnapping/Abduction | 0 | 0 | Fraud - Wire | 0 | 0 | 0 | 0 |
| Commercial Sex Acts | 0 | 0 | Fraud - Identity Theft | 0 | 0 | 0 | 0 |
| Involuntary Servitude | 0 | 0 | Fraud - Computer Hacking/Invasion | 0 | 0 | 0 | 0 |
| Total | 55 | 53 | Robbery | 0 | 0 | 0 | 0 |
| | | | Theft - Pocket-picking | 0 | 0 | 0 | 0 |
| Group B Arrests | | | Theft - Purse Snatching | 0 | 0 | 0 | 0 |
| Offense | Adult | Juvenile | Theft - Shoplifting | 0 | 0 | 0 | 0 |
| Bad Checks | 2 | 0 | Theft From Building | 6 | 1 | 1 | 0 |
| Curfew/Vagrancy | 0 | 0 | Theft From Coin Machine | 0 | 0 | 0 | 0 |
| Disorderly Conduct | 1 | 0 | Theft From Motor Vehicle | 10 | 1 | 1 | 0 |
| DUI | 20 | 0 | Theft of Motor Vehicle Parts | 5 | 1 | 1 | 0 |
| Drunkenness | 28 | 0 | Theft - All Other Larceny | 47 | 12 | 10 | 0 |
| Family-Non Violent | 2 | 0 | Motor Vehicle Theft | 26 | 12 | 11 | 0 |
| Liquor Law Violations | 0 | 0 | Stolen Property Offenses | 0 | 0 | 0 | 0 |
| Peeping Tom | 0 | 0 | | | | | |
| Runaway | 0 | 0 | | | | | |
| Trespass | 13 | 0 | | | | | |
| All Other Offenses | 777 | 13 | | | | | |
| Total Group B | 843 | 13 | | | | | |

(*) Offenses are counted using the FBI Units of Count for Crime

(**) The 'Arrests' column shows arrests made for incidents during the selected period, regardless of arrest date. Arrest counts for the same period may change over time.

This report is valid as of May 06, 2019 and is subject to change

Macon County Sheriff's Office - NIBRS Agency Crime Overview - 2018

| Crimes Against Society | | | | |
|------------------------------------|------------|------------|------------|----------|
| Animal Cruelty | 0 | 0 | 0 | 0 |
| Drug/Narcotic Violations | 96 | 96 | 87 | 0 |
| Drug/Narcotic Equipment Violations | 74 | 73 | 10 | 0 |
| Gambling - Betting/Wagering | 0 | 0 | 0 | 0 |
| Gambling - Operating/Promoting | 0 | 0 | 0 | 0 |
| Gambling - Equipment Violations | 0 | 0 | 0 | 0 |
| Gambling - Sports Tampering | 0 | 0 | 0 | 0 |
| Pornography/Obscene Material | 1 | 0 | 0 | 0 |
| Prostitution | 0 | 0 | 0 | 0 |
| Prostitution Assisting/Promoting | 0 | 0 | 0 | 0 |
| Purchasing Prostitution | 0 | 0 | 0 | 0 |
| Weapon Law Violations | 4 | 4 | 0 | 0 |
| Total Group A Offenses | 511 | 371 | 270 | 0 |

(*) Offenses are counted using the FBI Units of Count for Crime

(**) The 'Arrests' column shows arrests made for incidents during the selected period, regardless of arrest date. Arrest counts for the same period may change over time.

Madison County Sheriff's Office - NIBRS Agency Crime Overview - 2018

| 2017 Population Estimate | N/A | Offenses (*) | | Arrests (**) | | | |
|---------------------------------------|-----------------|----------------------------------|-----------------------------------|--------------|----------|----|---|
| | | Reported | Cleared | Adult | Juvenile | | |
| Offense Overview | | Group A Offenses | | | | | |
| | | Crimes Against Persons | | | | | |
| Offense Total | 1,912 | Murder | 2 | 1 | 2 | 0 | |
| Number Cleared | 1,114 | Negligent Manslaughter | 0 | 0 | 0 | 0 | |
| Percent Cleared | 58.26 % | Negligent Vehicular Manslaughter | 0 | 0 | 0 | 0 | |
| Group A Crimes per 100,000 population | N/A | Kidnapping/Abduction | 7 | 4 | 6 | 0 | |
| | | Forcible Rape | 3 | 1 | 1 | 0 | |
| | | Forcible Sodomy | 1 | 1 | 0 | 0 | |
| | | Sexual Assault W/Object | 0 | 0 | 0 | 0 | |
| Arrest Overview | | Forcible Fondling | 12 | 4 | 0 | 1 | |
| Total Arrests | 2,874 | Incest | 0 | 0 | 0 | 0 | |
| Adult Arrests | 2,696 | Statutory Rape | 2 | 0 | 0 | 0 | |
| Juvenile Arrests | 178 | Aggravated Assault | 95 | 74 | 57 | 10 | |
| Unknown Age | 0 | Simple Assault | 363 | 261 | 133 | 57 | |
| Arrests per 100,000 population | N/A | Intimidation | 93 | 53 | 7 | 0 | |
| | | Stalking | 1 | 0 | 0 | 0 | |
| | | Commercial Sex Acts | 0 | 0 | 0 | 0 | |
| Average number offenses/incident | 1.28 | Involuntary Servitude | 0 | 0 | 0 | 0 | |
| Domestic Violence Victims | | Crimes Against Property | | | | | |
| Offense | Reported | Cleared | | | | | |
| Murder | 1 | 1 | Arson | 1 | 0 | 0 | 0 |
| Aggravated Assault | 44 | 42 | Bribery | 0 | 0 | 0 | 0 |
| Simple Assault | 180 | 137 | Burglary | 134 | 26 | 14 | 6 |
| Intimidation | 20 | 13 | Counterfeiting/Forgery | 19 | 9 | 28 | 1 |
| Stalking | 0 | 0 | Destruction/Damage/Vandalism | 136 | 55 | 29 | 7 |
| Forcible Rape | 1 | 1 | Embezzlement | 2 | 1 | 1 | 0 |
| Forcible Sodomy | 0 | 0 | Extortion/Blackmail | 1 | 0 | 0 | 0 |
| Sexual Assault W/Object | 0 | 0 | Fraud - False Pretenses | 42 | 3 | 2 | 0 |
| Forcible Fondling | 3 | 0 | Fraud - Credit Card/ATM | 22 | 3 | 2 | 0 |
| Incest | 0 | 0 | Fraud - Impersonation | 11 | 7 | 8 | 1 |
| Statutory Rape | 1 | 0 | Fraud - Welfare | 0 | 0 | 0 | 0 |
| Kidnapping/Abduction | 3 | 3 | Fraud - Wire | 0 | 0 | 0 | 0 |
| Commercial Sex Acts | 0 | 0 | Fraud - Identity Theft | 11 | 2 | 4 | 0 |
| Involuntary Servitude | 0 | 0 | Fraud - Computer Hacking/Invasion | 0 | 0 | 0 | 0 |
| Total | 253 | 197 | Robbery | 9 | 3 | 3 | 0 |
| | | | Theft - Pocket-picking | 0 | 0 | 0 | 0 |
| Group B Arrests | | | Theft - Purse Snatching | 0 | 0 | 0 | 0 |
| Offense | Adult | Juvenile | Theft - Shoplifting | 11 | 1 | 0 | 0 |
| Bad Checks | 33 | 0 | Theft From Building | 65 | 19 | 1 | 5 |
| Curfew/Vagrancy | 0 | 0 | Theft From Coin Machine | 0 | 0 | 0 | 0 |
| Disorderly Conduct | 5 | 54 | Theft From Motor Vehicle | 80 | 3 | 0 | 0 |
| DUI | 29 | 2 | Theft of Motor Vehicle Parts | 33 | 1 | 0 | 0 |
| Drunkenness | 11 | 0 | Theft - All Other Larceny | 90 | 18 | 16 | 2 |
| Family-Non Violent | 0 | 0 | Motor Vehicle Theft | 67 | 16 | 8 | 1 |
| Liquor Law Violations | 10 | 0 | Stolen Property Offenses | 4 | 4 | 10 | 0 |
| Peeping Tom | 0 | 0 | | | | | |
| Runaway | 0 | 0 | | | | | |
| Trespass | 3 | 1 | | | | | |
| All Other Offenses | 1,957 | 1 | | | | | |
| Total Group B | 2,048 | 58 | | | | | |

(*) Offenses are counted using the FBI Units of Count for Crime

(**) The 'Arrests' column shows arrests made for incidents during the selected period, regardless of arrest date. Arrest counts for the same period may change over time.

This report is valid as of May 06, 2019 and is subject to change

Madison County Sheriff's Office - NIBRS Agency Crime Overview - 2018

| Crimes Against Society | | | | |
|------------------------------------|--------------|--------------|------------|------------|
| Animal Cruelty | 5 | 3 | 1 | 0 |
| Drug/Narcotic Violations | 308 | 287 | 274 | 26 |
| Drug/Narcotic Equipment Violations | 202 | 192 | 34 | 2 |
| Gambling - Betting/Wagering | 0 | 0 | 0 | 0 |
| Gambling - Operating/Promoting | 0 | 0 | 0 | 0 |
| Gambling - Equipment Violations | 0 | 0 | 0 | 0 |
| Gambling - Sports Tampering | 0 | 0 | 0 | 0 |
| Pornography/Obscene Material | 17 | 4 | 0 | 1 |
| Prostitution | 0 | 0 | 0 | 0 |
| Prostitution Assisting/Promoting | 0 | 0 | 0 | 0 |
| Purchasing Prostitution | 0 | 0 | 0 | 0 |
| Weapon Law Violations | 63 | 58 | 7 | 0 |
| Total Group A Offenses | 1,912 | 1,114 | 648 | 120 |

(*) Offenses are counted using the FBI Units of Count for Crime

(**) The 'Arrests' column shows arrests made for incidents during the selected period, regardless of arrest date. Arrest counts for the same period may change over time.

Marion County Sheriff's Office - NIBRS Agency Crime Overview - 2018

| 2017 Population Estimate | N/A | Offenses (*) | | Arrests (**) | | | |
|---------------------------------------|-----------------|----------------------------------|-----------------------------------|--------------|----------|----|---|
| | | Reported | Cleared | Adult | Juvenile | | |
| Offense Overview | | Group A Offenses | | | | | |
| Crimes Against Persons | | | | | | | |
| Offense Total | 732 | Murder | 0 | 0 | 0 | 0 | |
| Number Cleared | 326 | Negligent Manslaughter | 1 | 1 | 1 | 0 | |
| Percent Cleared | 44.54 % | Negligent Vehicular Manslaughter | 0 | 0 | 0 | 0 | |
| Group A Crimes per 100,000 population | N/A | Kidnapping/Abduction | 1 | 1 | 1 | 0 | |
| | | Forcible Rape | 2 | 2 | 2 | 0 | |
| | | Forcible Sodomy | 0 | 0 | 0 | 0 | |
| | | Sexual Assault W/Object | 0 | 0 | 0 | 0 | |
| Arrest Overview | | Forcible Fondling | 1 | 0 | 0 | 0 | |
| Total Arrests | 1,145 | Incest | 0 | 0 | 0 | 0 | |
| Adult Arrests | 1,138 | Statutory Rape | 0 | 0 | 0 | 0 | |
| Juvenile Arrests | 7 | Aggravated Assault | 53 | 44 | 40 | 0 | |
| Unknown Age | 0 | Simple Assault | 109 | 66 | 57 | 0 | |
| Arrests per 100,000 population | N/A | Intimidation | 73 | 24 | 16 | 4 | |
| | | Stalking | 6 | 1 | 1 | 0 | |
| | | Commercial Sex Acts | 0 | 0 | 0 | 0 | |
| Average number offenses/incident | 1.18 | Involuntary Servitude | 3 | 3 | 1 | 0 | |
| Domestic Violence Victims | | Crimes Against Property | | | | | |
| Offense | Reported | Cleared | | | | | |
| Murder | 0 | 0 | Arson | 0 | 0 | 0 | 0 |
| Aggravated Assault | 12 | 10 | Bribery | 0 | 0 | 0 | 0 |
| Simple Assault | 43 | 27 | Burglary | 43 | 5 | 7 | 0 |
| Intimidation | 7 | 4 | Counterfeiting/Forgery | 6 | 2 | 2 | 0 |
| Stalking | 1 | 0 | Destruction/Damage/Vandalism | 77 | 20 | 14 | 1 |
| Forcible Rape | 0 | 0 | Embezzlement | 1 | 1 | 1 | 0 |
| Forcible Sodomy | 0 | 0 | Extortion/Blackmail | 0 | 0 | 0 | 0 |
| Sexual Assault W/Object | 0 | 0 | Fraud - False Pretenses | 14 | 2 | 2 | 0 |
| Forcible Fondling | 1 | 0 | Fraud - Credit Card/ATM | 5 | 1 | 1 | 0 |
| Incest | 0 | 0 | Fraud - Impersonation | 6 | 1 | 0 | 0 |
| Statutory Rape | 0 | 0 | Fraud - Welfare | 0 | 0 | 0 | 0 |
| Kidnapping/Abduction | 0 | 0 | Fraud - Wire | 0 | 0 | 0 | 0 |
| Commercial Sex Acts | 0 | 0 | Fraud - Identity Theft | 2 | 1 | 1 | 0 |
| Involuntary Servitude | 2 | 2 | Fraud - Computer Hacking/Invasion | 0 | 0 | 0 | 0 |
| Total | 66 | 43 | Robbery | 1 | 1 | 1 | 0 |
| | | | Theft - Pocket-picking | 0 | 0 | 0 | 0 |
| Group B Arrests | | | Theft - Purse Snatching | 1 | 0 | 0 | 0 |
| Offense | Adult | Juvenile | Theft - Shoplifting | 2 | 0 | 0 | 0 |
| Bad Checks | 1 | 0 | Theft From Building | 20 | 4 | 4 | 0 |
| Curfew/Vagrancy | 0 | 0 | Theft From Coin Machine | 0 | 0 | 0 | 0 |
| Disorderly Conduct | 28 | 0 | Theft From Motor Vehicle | 17 | 1 | 0 | 0 |
| DUI | 9 | 0 | Theft of Motor Vehicle Parts | 8 | 0 | 0 | 0 |
| Drunkenness | 20 | 0 | Theft - All Other Larceny | 87 | 14 | 13 | 0 |
| Family-Non Violent | 3 | 0 | Motor Vehicle Theft | 56 | 9 | 10 | 0 |
| Liquor Law Violations | 8 | 0 | Stolen Property Offenses | 1 | 1 | 1 | 0 |
| Peeping Tom | 0 | 0 | | | | | |
| Runaway | 0 | 0 | | | | | |
| Trespass | 20 | 0 | | | | | |
| All Other Offenses | 768 | 1 | | | | | |
| Total Group B | 857 | 1 | | | | | |

(*) Offenses are counted using the FBI Units of Count for Crime

(**) The 'Arrests' column shows arrests made for incidents during the selected period, regardless of arrest date. Arrest counts for the same period may change over time.

This report is valid as of May 06, 2019 and is subject to change

Marion County Sheriff's Office - NIBRS Agency Crime Overview - 2018

| Crimes Against Society | | | | |
|------------------------------------|------------|------------|------------|----------|
| Animal Cruelty | 3 | 1 | 1 | 0 |
| Drug/Narcotic Violations | 77 | 73 | 80 | 1 |
| Drug/Narcotic Equipment Violations | 42 | 36 | 18 | 0 |
| Gambling - Betting/Wagering | 0 | 0 | 0 | 0 |
| Gambling - Operating/Promoting | 1 | 0 | 0 | 0 |
| Gambling - Equipment Violations | 0 | 0 | 0 | 0 |
| Gambling - Sports Tampering | 0 | 0 | 0 | 0 |
| Pornography/Obscene Material | 1 | 0 | 0 | 0 |
| Prostitution | 0 | 0 | 0 | 0 |
| Prostitution Assisting/Promoting | 0 | 0 | 0 | 0 |
| Purchasing Prostitution | 0 | 0 | 0 | 0 |
| Weapon Law Violations | 12 | 11 | 6 | 0 |
| Total Group A Offenses | 732 | 326 | 281 | 6 |

(*) Offenses are counted using the FBI Units of Count for Crime

(**) The 'Arrests' column shows arrests made for incidents during the selected period, regardless of arrest date. Arrest counts for the same period may change over time.

Marshall County Sheriff's Office - NIBRS Agency Crime Overview - 2018

| 2017 Population Estimate | N/A | Offenses (*) | | Arrests (**) | | | |
|---------------------------------------|-----------------|----------------------------------|-----------------------------------|--------------|----------|----|---|
| | | Reported | Cleared | Adult | Juvenile | | |
| Offense Overview | | Group A Offenses | | | | | |
| Crimes Against Persons | | | | | | | |
| Offense Total | 333 | Murder | 0 | 0 | 0 | 0 | |
| Number Cleared | 157 | Negligent Manslaughter | 0 | 0 | 0 | 0 | |
| Percent Cleared | 47.15 % | Negligent Vehicular Manslaughter | 0 | 0 | 0 | 0 | |
| Group A Crimes per 100,000 population | N/A | Kidnapping/Abduction | 0 | 0 | 0 | 0 | |
| | | Forcible Rape | 2 | 2 | 2 | 0 | |
| | | Forcible Sodomy | 0 | 0 | 0 | 0 | |
| | | Sexual Assault W/Object | 1 | 1 | 0 | 1 | |
| Arrest Overview | | Forcible Fondling | 5 | 2 | 2 | 0 | |
| Total Arrests | 669 | Incest | 0 | 0 | 0 | 0 | |
| Adult Arrests | 638 | Statutory Rape | 1 | 1 | 1 | 0 | |
| Juvenile Arrests | 31 | Aggravated Assault | 26 | 20 | 12 | 1 | |
| Unknown Age | 0 | Simple Assault | 89 | 52 | 39 | 11 | |
| Arrests per 100,000 population | N/A | Intimidation | 13 | 3 | 2 | 1 | |
| | | Stalking | 4 | 2 | 2 | 0 | |
| | | Commercial Sex Acts | 0 | 0 | 0 | 0 | |
| Average number offenses/incident | 1.17 | Involuntary Servitude | 0 | 0 | 0 | 0 | |
| Domestic Violence Victims | | Crimes Against Property | | | | | |
| Offense | Reported | Cleared | | | | | |
| Murder | 0 | 0 | Arson | 0 | 0 | 0 | 0 |
| Aggravated Assault | 10 | 6 | Bribery | 0 | 0 | 0 | 0 |
| Simple Assault | 46 | 33 | Burglary | 5 | 0 | 0 | 0 |
| Intimidation | 6 | 1 | Counterfeiting/Forgery | 2 | 0 | 0 | 0 |
| Stalking | 1 | 1 | Destruction/Damage/Vandalism | 27 | 4 | 2 | 0 |
| Forcible Rape | 2 | 2 | Embezzlement | 0 | 0 | 0 | 0 |
| Forcible Sodomy | 0 | 0 | Extortion/Blackmail | 0 | 0 | 0 | 0 |
| Sexual Assault W/Object | 0 | 0 | Fraud - False Pretenses | 1 | 0 | 0 | 0 |
| Forcible Fondling | 2 | 0 | Fraud - Credit Card/ATM | 1 | 0 | 0 | 0 |
| Incest | 0 | 0 | Fraud - Impersonation | 2 | 2 | 1 | 0 |
| Statutory Rape | 0 | 0 | Fraud - Welfare | 0 | 0 | 0 | 0 |
| Kidnapping/Abduction | 0 | 0 | Fraud - Wire | 1 | 0 | 0 | 0 |
| Commercial Sex Acts | 0 | 0 | Fraud - Identity Theft | 2 | 0 | 0 | 0 |
| Involuntary Servitude | 0 | 0 | Fraud - Computer Hacking/Invasion | 0 | 0 | 0 | 0 |
| Total | 67 | 43 | Robbery | 2 | 1 | 2 | 0 |
| | | | Theft - Pocket-picking | 0 | 0 | 0 | 0 |
| | | | Theft - Purse Snatching | 0 | 0 | 0 | 0 |
| | | | Theft - Shoplifting | 0 | 0 | 0 | 0 |
| Group B Arrests | | | Theft From Building | 42 | 6 | 7 | 0 |
| Offense | Adult | Juvenile | Theft From Coin Machine | 0 | 0 | 0 | 0 |
| Bad Checks | 4 | 0 | Theft From Motor Vehicle | 12 | 0 | 0 | 0 |
| Curfew/Vagrancy | 0 | 0 | Theft of Motor Vehicle Parts | 1 | 0 | 0 | 0 |
| Disorderly Conduct | 4 | 2 | Theft - All Other Larceny | 24 | 3 | 2 | 0 |
| DUI | 6 | 0 | Motor Vehicle Theft | 13 | 7 | 6 | 0 |
| Drunkenness | 9 | 0 | Stolen Property Offenses | 0 | 0 | 0 | 0 |
| Family-Non Violent | 60 | 0 | | | | | |
| Liquor Law Violations | 3 | 8 | | | | | |
| Peeping Tom | 0 | 0 | | | | | |
| Runaway | 0 | 0 | | | | | |
| Trespass | 1 | 0 | | | | | |
| All Other Offenses | 435 | 0 | | | | | |
| Total Group B | 522 | 10 | | | | | |

(*) Offenses are counted using the FBI Units of Count for Crime

(**) The 'Arrests' column shows arrests made for incidents during the selected period, regardless of arrest date. Arrest counts for the same period may change over time.

Marshall County Sheriff's Office - NIBRS Agency Crime Overview - 2018

| Crimes Against Society | | | | |
|------------------------------------|------------|------------|------------|-----------|
| Animal Cruelty | 3 | 0 | 0 | 0 |
| Drug/Narcotic Violations | 35 | 33 | 25 | 5 |
| Drug/Narcotic Equipment Violations | 14 | 14 | 11 | 0 |
| Gambling - Betting/Wagering | 0 | 0 | 0 | 0 |
| Gambling - Operating/Promoting | 0 | 0 | 0 | 0 |
| Gambling - Equipment Violations | 0 | 0 | 0 | 0 |
| Gambling - Sports Tampering | 0 | 0 | 0 | 0 |
| Pornography/Obscene Material | 2 | 1 | 0 | 1 |
| Prostitution | 0 | 0 | 0 | 0 |
| Prostitution Assisting/Promoting | 0 | 0 | 0 | 0 |
| Purchasing Prostitution | 0 | 0 | 0 | 0 |
| Weapon Law Violations | 3 | 3 | 0 | 1 |
| Total Group A Offenses | 333 | 157 | 116 | 21 |

(*) Offenses are counted using the FBI Units of Count for Crime

(**) The 'Arrests' column shows arrests made for incidents during the selected period, regardless of arrest date. Arrest counts for the same period may change over time.

Maury County Sheriff's Office - NIBRS Agency Crime Overview - 2018

| 2017 Population Estimate | N/A | Offenses (*) | | Arrests (**) | | | |
|---------------------------------------|-----------------|----------------------------------|-----------------------------------|--------------|----------|----|---|
| | | Reported | Cleared | Adult | Juvenile | | |
| Offense Overview | | Group A Offenses | | | | | |
| Crimes Against Persons | | | | | | | |
| Offense Total | 1,979 | Murder | 4 | 4 | 0 | 0 | |
| Number Cleared | 993 | Negligent Manslaughter | 0 | 0 | 0 | 0 | |
| Percent Cleared | 50.18 % | Negligent Vehicular Manslaughter | 0 | 0 | 0 | 0 | |
| Group A Crimes per 100,000 population | N/A | Kidnapping/Abduction | 14 | 7 | 4 | 0 | |
| | | Forcible Rape | 20 | 7 | 1 | 0 | |
| | | Forcible Sodomy | 1 | 0 | 0 | 0 | |
| | | Sexual Assault W/Object | 1 | 0 | 0 | 0 | |
| Arrest Overview | | Forcible Fondling | 26 | 13 | 2 | 4 | |
| Total Arrests | 3,285 | Incest | 0 | 0 | 0 | 0 | |
| Adult Arrests | 3,007 | Statutory Rape | 1 | 0 | 0 | 0 | |
| Juvenile Arrests | 278 | Aggravated Assault | 136 | 88 | 67 | 5 | |
| Unknown Age | 0 | Simple Assault | 407 | 260 | 100 | 83 | |
| Arrests per 100,000 population | N/A | Intimidation | 82 | 24 | 5 | 3 | |
| | | Stalking | 8 | 5 | 1 | 0 | |
| | | Commercial Sex Acts | 0 | 0 | 0 | 0 | |
| Average number offenses/incident | 1.21 | Involuntary Servitude | 0 | 0 | 0 | 0 | |
| Domestic Violence Victims | | Crimes Against Property | | | | | |
| Offense | Reported | Cleared | | | | | |
| Murder | 4 | 4 | Arson | 2 | 1 | 1 | 0 |
| Aggravated Assault | 60 | 55 | Bribery | 0 | 0 | 0 | 0 |
| Simple Assault | 235 | 150 | Burglary | 80 | 13 | 16 | 1 |
| Intimidation | 17 | 8 | Counterfeiting/Forgery | 21 | 9 | 8 | 0 |
| Stalking | 3 | 0 | Destruction/Damage/Vandalism | 185 | 31 | 12 | 9 |
| Forcible Rape | 8 | 3 | Embezzlement | 1 | 0 | 0 | 0 |
| Forcible Sodomy | 1 | 0 | Extortion/Blackmail | 2 | 0 | 0 | 0 |
| Sexual Assault W/Object | 0 | 0 | Fraud - False Pretenses | 38 | 4 | 3 | 0 |
| Forcible Fondling | 5 | 2 | Fraud - Credit Card/ATM | 45 | 4 | 1 | 0 |
| Incest | 0 | 0 | Fraud - Impersonation | 39 | 11 | 8 | 0 |
| Statutory Rape | 0 | 0 | Fraud - Welfare | 0 | 0 | 0 | 0 |
| Kidnapping/Abduction | 6 | 3 | Fraud - Wire | 0 | 0 | 0 | 0 |
| Commercial Sex Acts | 0 | 0 | Fraud - Identity Theft | 0 | 0 | 0 | 0 |
| Involuntary Servitude | 0 | 0 | Fraud - Computer Hacking/Invasion | 0 | 0 | 0 | 0 |
| Total | 339 | 225 | Robbery | 5 | 2 | 1 | 3 |
| | | | Theft - Pocket-picking | 0 | 0 | 0 | 0 |
| Group B Arrests | | | Theft - Purse Snatching | 0 | 0 | 0 | 0 |
| Offense | Adult | Juvenile | Theft - Shoplifting | 5 | 2 | 2 | 0 |
| Bad Checks | 26 | 0 | Theft From Building | 72 | 17 | 9 | 8 |
| Curfew/Vagrancy | 0 | 1 | Theft From Coin Machine | 0 | 0 | 0 | 0 |
| Disorderly Conduct | 2 | 33 | Theft From Motor Vehicle | 50 | 7 | 5 | 1 |
| DUI | 52 | 0 | Theft of Motor Vehicle Parts | 30 | 5 | 4 | 0 |
| Drunkenness | 35 | 1 | Theft - All Other Larceny | 165 | 32 | 11 | 4 |
| Family-Non Violent | 426 | 0 | Motor Vehicle Theft | 105 | 32 | 23 | 2 |
| Liquor Law Violations | 3 | 13 | Stolen Property Offenses | 3 | 3 | 3 | 0 |
| Peeping Tom | 0 | 0 | | | | | |
| Runaway | 0 | 0 | | | | | |
| Trespass | 11 | 4 | | | | | |
| All Other Offenses | 1,915 | 64 | | | | | |
| Total Group B | 2,470 | 116 | | | | | |

(*) Offenses are counted using the FBI Units of Count for Crime

(**) The 'Arrests' column shows arrests made for incidents during the selected period, regardless of arrest date. Arrest counts for the same period may change over time.

This report is valid as of May 06, 2019 and is subject to change

Maury County Sheriff's Office - NIBRS Agency Crime Overview - 2018

| Crimes Against Society | | | | |
|------------------------------------|--------------|------------|------------|------------|
| Animal Cruelty | 0 | 0 | 0 | 0 |
| Drug/Narcotic Violations | 251 | 241 | 211 | 33 |
| Drug/Narcotic Equipment Violations | 159 | 154 | 33 | 4 |
| Gambling - Betting/Wagering | 0 | 0 | 0 | 0 |
| Gambling - Operating/Promoting | 0 | 0 | 0 | 0 |
| Gambling - Equipment Violations | 0 | 0 | 0 | 0 |
| Gambling - Sports Tampering | 0 | 0 | 0 | 0 |
| Pornography/Obscene Material | 3 | 0 | 0 | 0 |
| Prostitution | 0 | 0 | 0 | 0 |
| Prostitution Assisting/Promoting | 0 | 0 | 0 | 0 |
| Purchasing Prostitution | 0 | 0 | 0 | 0 |
| Weapon Law Violations | 18 | 17 | 6 | 2 |
| Total Group A Offenses | 1,979 | 993 | 537 | 162 |

(*) Offenses are counted using the FBI Units of Count for Crime

(**) The 'Arrests' column shows arrests made for incidents during the selected period, regardless of arrest date. Arrest counts for the same period may change over time.

McMinn County Sheriff's Office - NIBRS Agency Crime Overview - 2018

| 2017 Population Estimate | N/A | Offenses (*) | | Arrests (**) | | | |
|---------------------------------------|-----------------|----------------------------------|-----------------------------------|--------------|----------|----|---|
| | | Reported | Cleared | Adult | Juvenile | | |
| Offense Overview | | Group A Offenses | | | | | |
| Crimes Against Persons | | Crimes Against Persons | | | | | |
| Offense Total | 1,116 | Murder | 2 | 2 | 2 | 0 | |
| Number Cleared | 403 | Negligent Manslaughter | 1 | 0 | 0 | 0 | |
| Percent Cleared | 36.11 % | Negligent Vehicular Manslaughter | 0 | 0 | 0 | 0 | |
| Group A Crimes per 100,000 population | N/A | Kidnapping/Abduction | 12 | 7 | 4 | 0 | |
| | | Forcible Rape | 3 | 0 | 0 | 0 | |
| | | Forcible Sodomy | 0 | 0 | 0 | 0 | |
| | | Sexual Assault W/Object | 0 | 0 | 0 | 0 | |
| Arrest Overview | | Forcible Fondling | 2 | 1 | 0 | 1 | |
| Total Arrests | 726 | Incest | 0 | 0 | 0 | 0 | |
| Adult Arrests | 715 | Statutory Rape | 0 | 0 | 0 | 0 | |
| Juvenile Arrests | 11 | Aggravated Assault | 71 | 45 | 23 | 4 | |
| Unknown Age | 0 | Simple Assault | 138 | 87 | 59 | 1 | |
| Arrests per 100,000 population | N/A | Intimidation | 39 | 9 | 6 | 0 | |
| | | Stalking | 1 | 0 | 0 | 0 | |
| | | Commercial Sex Acts | 0 | 0 | 0 | 0 | |
| Average number offenses/incident | 1.17 | Involuntary Servitude | 0 | 0 | 0 | 0 | |
| Domestic Violence Victims | | Crimes Against Property | | | | | |
| Offense | Reported | Cleared | | | | | |
| Murder | 1 | 1 | Arson | 6 | 2 | 1 | 0 |
| Aggravated Assault | 21 | 19 | Bribery | 0 | 0 | 0 | 0 |
| Simple Assault | 86 | 56 | Burglary | 116 | 15 | 10 | 0 |
| Intimidation | 14 | 5 | Counterfeiting/Forgery | 13 | 3 | 0 | 0 |
| Stalking | 1 | 0 | Destruction/Damage/Vandalism | 103 | 18 | 9 | 0 |
| Forcible Rape | 0 | 0 | Embezzlement | 0 | 0 | 0 | 0 |
| Forcible Sodomy | 0 | 0 | Extortion/Blackmail | 0 | 0 | 0 | 0 |
| Sexual Assault W/Object | 0 | 0 | Fraud - False Pretenses | 11 | 3 | 2 | 0 |
| Forcible Fondling | 1 | 1 | Fraud - Credit Card/ATM | 16 | 3 | 1 | 0 |
| Incest | 0 | 0 | Fraud - Impersonation | 4 | 3 | 2 | 0 |
| Statutory Rape | 0 | 0 | Fraud - Welfare | 0 | 0 | 0 | 0 |
| Kidnapping/Abduction | 4 | 3 | Fraud - Wire | 0 | 0 | 0 | 0 |
| Commercial Sex Acts | 0 | 0 | Fraud - Identity Theft | 11 | 3 | 3 | 0 |
| Involuntary Servitude | 0 | 0 | Fraud - Computer Hacking/Invasion | 0 | 0 | 0 | 0 |
| Total | 128 | 85 | Robbery | 6 | 4 | 4 | 0 |
| | | | Theft - Pocket-picking | 2 | 0 | 0 | 0 |
| Group B Arrests | | | Theft - Purse Snatching | 1 | 0 | 0 | 0 |
| Offense | Adult | Juvenile | Theft - Shoplifting | 2 | 0 | 0 | 0 |
| Bad Checks | 0 | 0 | Theft From Building | 95 | 11 | 6 | 0 |
| Curfew/Vagrancy | 0 | 0 | Theft From Coin Machine | 0 | 0 | 0 | 0 |
| Disorderly Conduct | 7 | 0 | Theft From Motor Vehicle | 49 | 4 | 2 | 0 |
| DUI | 6 | 1 | Theft of Motor Vehicle Parts | 6 | 0 | 0 | 0 |
| Drunkenness | 16 | 0 | Theft - All Other Larceny | 164 | 24 | 9 | 0 |
| Family-Non Violent | 3 | 0 | Motor Vehicle Theft | 122 | 47 | 26 | 2 |
| Liquor Law Violations | 0 | 1 | Stolen Property Offenses | 12 | 11 | 10 | 0 |
| Peeping Tom | 0 | 0 | | | | | |
| Runaway | 0 | 0 | | | | | |
| Trespass | 13 | 0 | | | | | |
| All Other Offenses | 416 | 0 | | | | | |
| Total Group B | 461 | 2 | | | | | |

(*) Offenses are counted using the FBI Units of Count for Crime

(**) The 'Arrests' column shows arrests made for incidents during the selected period, regardless of arrest date. Arrest counts for the same period may change over time.

This report is valid as of May 06, 2019 and is subject to change

McMinn County Sheriff's Office - NIBRS Agency Crime Overview - 2018

| Crimes Against Society | | | | |
|------------------------------------|--------------|------------|------------|----------|
| Animal Cruelty | 3 | 0 | 0 | 0 |
| Drug/Narcotic Violations | 67 | 64 | 63 | 1 |
| Drug/Narcotic Equipment Violations | 30 | 29 | 6 | 0 |
| Gambling - Betting/Wagering | 0 | 0 | 0 | 0 |
| Gambling - Operating/Promoting | 0 | 0 | 0 | 0 |
| Gambling - Equipment Violations | 0 | 0 | 0 | 0 |
| Gambling - Sports Tampering | 0 | 0 | 0 | 0 |
| Pornography/Obscene Material | 1 | 1 | 1 | 0 |
| Prostitution | 0 | 0 | 0 | 0 |
| Prostitution Assisting/Promoting | 0 | 0 | 0 | 0 |
| Purchasing Prostitution | 0 | 0 | 0 | 0 |
| Weapon Law Violations | 7 | 7 | 5 | 0 |
| Total Group A Offenses | 1,116 | 403 | 254 | 9 |

(*) Offenses are counted using the FBI Units of Count for Crime

(**) The 'Arrests' column shows arrests made for incidents during the selected period, regardless of arrest date. Arrest counts for the same period may change over time.

McNairy County Sheriff's Office - NIBRS Agency Crime Overview - 2018

| 2017 Population Estimate | N/A | Offenses (*) | | Arrests (**) | | | |
|---------------------------------------|-----------------|----------------------------------|-----------------------------------|--------------|----------|----|---|
| | | Reported | Cleared | Adult | Juvenile | | |
| Offense Overview | | Group A Offenses | | | | | |
| Crimes Against Persons | | | | | | | |
| Offense Total | 666 | Murder | 0 | 0 | 0 | 0 | |
| Number Cleared | 262 | Negligent Manslaughter | 0 | 0 | 0 | 0 | |
| Percent Cleared | 39.34 % | Negligent Vehicular Manslaughter | 0 | 0 | 0 | 0 | |
| Group A Crimes per 100,000 population | N/A | Kidnapping/Abduction | 2 | 2 | 1 | 0 | |
| | | Forcible Rape | 2 | 0 | 0 | 0 | |
| | | Forcible Sodomy | 0 | 0 | 0 | 0 | |
| | | Sexual Assault W/Object | 0 | 0 | 0 | 0 | |
| Arrest Overview | | Forcible Fondling | 4 | 0 | 0 | 0 | |
| Total Arrests | 825 | Incest | 0 | 0 | 0 | 0 | |
| Adult Arrests | 814 | Statutory Rape | 0 | 0 | 0 | 0 | |
| Juvenile Arrests | 11 | Aggravated Assault | 63 | 46 | 36 | 3 | |
| Unknown Age | 0 | Simple Assault | 80 | 49 | 44 | 0 | |
| Arrests per 100,000 population | N/A | Intimidation | 20 | 5 | 2 | 0 | |
| | | Stalking | 0 | 0 | 0 | 0 | |
| | | Commercial Sex Acts | 0 | 0 | 0 | 0 | |
| Average number offenses/incident | 1.18 | Involuntary Servitude | 0 | 0 | 0 | 0 | |
| Domestic Violence Victims | | Crimes Against Property | | | | | |
| Offense | Reported | Cleared | | | | | |
| Murder | 0 | 0 | Arson | 7 | 3 | 3 | 0 |
| Aggravated Assault | 30 | 26 | Bribery | 1 | 1 | 1 | 0 |
| Simple Assault | 59 | 43 | Burglary | 68 | 6 | 9 | 0 |
| Intimidation | 7 | 1 | Counterfeiting/Forgery | 4 | 1 | 0 | 1 |
| Stalking | 0 | 0 | Destruction/Damage/Vandalism | 69 | 18 | 10 | 0 |
| Forcible Rape | 0 | 0 | Embezzlement | 0 | 0 | 0 | 0 |
| Forcible Sodomy | 0 | 0 | Extortion/Blackmail | 1 | 0 | 0 | 0 |
| Sexual Assault W/Object | 0 | 0 | Fraud - False Pretenses | 1 | 0 | 0 | 0 |
| Forcible Fondling | 1 | 0 | Fraud - Credit Card/ATM | 1 | 0 | 0 | 0 |
| Incest | 0 | 0 | Fraud - Impersonation | 2 | 1 | 1 | 0 |
| Statutory Rape | 0 | 0 | Fraud - Welfare | 0 | 0 | 0 | 0 |
| Kidnapping/Abduction | 2 | 2 | Fraud - Wire | 0 | 0 | 0 | 0 |
| Commercial Sex Acts | 0 | 0 | Fraud - Identity Theft | 0 | 0 | 0 | 0 |
| Involuntary Servitude | 0 | 0 | Fraud - Computer Hacking/Invasion | 0 | 0 | 0 | 0 |
| Total | 99 | 72 | Robbery | 4 | 1 | 4 | 0 |
| | | | Theft - Pocket-picking | 1 | 0 | 0 | 0 |
| | | | Theft - Purse Snatching | 0 | 0 | 0 | 0 |
| Group B Arrests | | | Theft - Shoplifting | 2 | 0 | 0 | 0 |
| Offense | Adult | Juvenile | Theft From Building | 30 | 3 | 3 | 0 |
| Bad Checks | 2 | 0 | Theft From Coin Machine | 0 | 0 | 0 | 0 |
| Curfew/Vagrancy | 0 | 0 | Theft From Motor Vehicle | 30 | 2 | 1 | 0 |
| Disorderly Conduct | 5 | 0 | Theft of Motor Vehicle Parts | 6 | 0 | 0 | 0 |
| DUI | 4 | 0 | Theft - All Other Larceny | 95 | 11 | 11 | 0 |
| Drunkenness | 13 | 0 | Motor Vehicle Theft | 55 | 12 | 12 | 0 |
| Family-Non Violent | 48 | 0 | Stolen Property Offenses | 4 | 3 | 3 | 0 |
| Liquor Law Violations | 0 | 0 | | | | | |
| Peeping Tom | 0 | 0 | | | | | |
| Runaway | 0 | 0 | | | | | |
| Trespass | 8 | 0 | | | | | |
| All Other Offenses | 521 | 2 | | | | | |
| Total Group B | 601 | 2 | | | | | |

(*) Offenses are counted using the FBI Units of Count for Crime

(**) The 'Arrests' column shows arrests made for incidents during the selected period, regardless of arrest date. Arrest counts for the same period may change over time.

This report is valid as of May 06, 2019 and is subject to change

McNairy County Sheriff's Office - NIBRS Agency Crime Overview - 2018

| Crimes Against Society | | | | |
|------------------------------------|------------|------------|------------|----------|
| Animal Cruelty | 0 | 0 | 0 | 0 |
| Drug/Narcotic Violations | 66 | 54 | 52 | 4 |
| Drug/Narcotic Equipment Violations | 41 | 38 | 18 | 1 |
| Gambling - Betting/Wagering | 0 | 0 | 0 | 0 |
| Gambling - Operating/Promoting | 0 | 0 | 0 | 0 |
| Gambling - Equipment Violations | 0 | 0 | 0 | 0 |
| Gambling - Sports Tampering | 0 | 0 | 0 | 0 |
| Pornography/Obscene Material | 1 | 0 | 0 | 0 |
| Prostitution | 0 | 0 | 0 | 0 |
| Prostitution Assisting/Promoting | 0 | 0 | 0 | 0 |
| Purchasing Prostitution | 0 | 0 | 0 | 0 |
| Weapon Law Violations | 6 | 6 | 2 | 0 |
| Total Group A Offenses | 666 | 262 | 213 | 9 |

(*) Offenses are counted using the FBI Units of Count for Crime

(**) The 'Arrests' column shows arrests made for incidents during the selected period, regardless of arrest date. Arrest counts for the same period may change over time.

Meigs County Sheriff's Office - NIBRS Agency Crime Overview - 2018

| 2017 Population Estimate | N/A | Offenses (*) | | Arrests (**) | | | |
|---------------------------------------|-----------------|----------------------------------|-----------------------------------|--------------|----------|----|---|
| | | Reported | Cleared | Adult | Juvenile | | |
| Offense Overview | | Group A Offenses | | | | | |
| Crimes Against Persons | | Crimes Against Persons | | | | | |
| Offense Total | 654 | Murder | 1 | 1 | 1 | 0 | |
| Number Cleared | 201 | Negligent Manslaughter | 0 | 0 | 0 | 0 | |
| Percent Cleared | 30.73 % | Negligent Vehicular Manslaughter | 0 | 0 | 0 | 0 | |
| Group A Crimes per 100,000 population | N/A | Kidnapping/Abduction | 3 | 1 | 1 | 0 | |
| | | Forcible Rape | 7 | 0 | 0 | 0 | |
| | | Forcible Sodomy | 1 | 0 | 0 | 0 | |
| | | Sexual Assault W/Object | 0 | 0 | 0 | 0 | |
| Arrest Overview | | Forcible Fondling | 4 | 2 | 1 | 1 | |
| Total Arrests | 361 | Incest | 0 | 0 | 0 | 0 | |
| Adult Arrests | 356 | Statutory Rape | 1 | 0 | 0 | 0 | |
| Juvenile Arrests | 5 | Aggravated Assault | 50 | 34 | 29 | 1 | |
| Unknown Age | 0 | Simple Assault | 88 | 38 | 27 | 0 | |
| Arrests per 100,000 population | N/A | Intimidation | 27 | 8 | 3 | 0 | |
| | | Stalking | 1 | 0 | 1 | 0 | |
| | | Commercial Sex Acts | 0 | 0 | 0 | 0 | |
| Average number offenses/incident | 1.17 | Involuntary Servitude | 0 | 0 | 0 | 0 | |
| Domestic Violence Victims | | Crimes Against Property | | | | | |
| Offense | Reported | Cleared | | | | | |
| Murder | 0 | 0 | Arson | 8 | 0 | 0 | 0 |
| Aggravated Assault | 25 | 19 | Bribery | 0 | 0 | 0 | 0 |
| Simple Assault | 55 | 31 | Burglary | 84 | 13 | 13 | 0 |
| Intimidation | 7 | 4 | Counterfeiting/Forgery | 2 | 0 | 0 | 0 |
| Stalking | 0 | 0 | Destruction/Damage/Vandalism | 55 | 11 | 3 | 0 |
| Forcible Rape | 1 | 0 | Embezzlement | 1 | 0 | 0 | 0 |
| Forcible Sodomy | 0 | 0 | Extortion/Blackmail | 1 | 0 | 0 | 0 |
| Sexual Assault W/Object | 0 | 0 | Fraud - False Pretenses | 2 | 1 | 0 | 0 |
| Forcible Fondling | 1 | 1 | Fraud - Credit Card/ATM | 8 | 0 | 0 | 0 |
| Incest | 0 | 0 | Fraud - Impersonation | 2 | 2 | 2 | 0 |
| Statutory Rape | 0 | 0 | Fraud - Welfare | 0 | 0 | 0 | 0 |
| Kidnapping/Abduction | 2 | 1 | Fraud - Wire | 3 | 0 | 0 | 0 |
| Commercial Sex Acts | 0 | 0 | Fraud - Identity Theft | 0 | 0 | 0 | 0 |
| Involuntary Servitude | 0 | 0 | Fraud - Computer Hacking/Invasion | 0 | 0 | 0 | 0 |
| Total | 91 | 56 | Robbery | 0 | 0 | 0 | 0 |
| | | | Theft - Pocket-picking | 0 | 0 | 0 | 0 |
| Group B Arrests | | | Theft - Purse Snatching | 0 | 0 | 0 | 0 |
| Offense | Adult | Juvenile | Theft - Shoplifting | 5 | 1 | 1 | 0 |
| Bad Checks | 0 | 0 | Theft From Building | 25 | 4 | 4 | 0 |
| Curfew/Vagrancy | 0 | 0 | Theft From Coin Machine | 0 | 0 | 0 | 0 |
| Disorderly Conduct | 2 | 0 | Theft From Motor Vehicle | 15 | 0 | 1 | 0 |
| DUI | 5 | 0 | Theft of Motor Vehicle Parts | 7 | 0 | 0 | 0 |
| Drunkenness | 4 | 0 | Theft - All Other Larceny | 114 | 9 | 9 | 1 |
| Family-Non Violent | 9 | 0 | Motor Vehicle Theft | 52 | 5 | 3 | 0 |
| Liquor Law Violations | 1 | 0 | Stolen Property Offenses | 2 | 1 | 1 | 0 |
| Peeping Tom | 0 | 0 | | | | | |
| Runaway | 0 | 0 | | | | | |
| Trespass | 8 | 0 | | | | | |
| All Other Offenses | 179 | 2 | | | | | |
| Total Group B | 208 | 2 | | | | | |

(*) Offenses are counted using the FBI Units of Count for Crime

(**) The 'Arrests' column shows arrests made for incidents during the selected period, regardless of arrest date. Arrest counts for the same period may change over time.

This report is valid as of May 06, 2019 and is subject to change

Meigs County Sheriff's Office - NIBRS Agency Crime Overview - 2018

| Crimes Against Society | | | | |
|------------------------------------|------------|------------|------------|----------|
| Animal Cruelty | 0 | 0 | 0 | 0 |
| Drug/Narcotic Violations | 52 | 43 | 41 | 0 |
| Drug/Narcotic Equipment Violations | 22 | 21 | 2 | 0 |
| Gambling - Betting/Wagering | 0 | 0 | 0 | 0 |
| Gambling - Operating/Promoting | 0 | 0 | 0 | 0 |
| Gambling - Equipment Violations | 0 | 0 | 0 | 0 |
| Gambling - Sports Tampering | 0 | 0 | 0 | 0 |
| Pornography/Obscene Material | 1 | 0 | 0 | 0 |
| Prostitution | 0 | 0 | 0 | 0 |
| Prostitution Assisting/Promoting | 0 | 0 | 0 | 0 |
| Purchasing Prostitution | 0 | 0 | 0 | 0 |
| Weapon Law Violations | 10 | 6 | 5 | 0 |
| Total Group A Offenses | 654 | 201 | 148 | 3 |

(*) Offenses are counted using the FBI Units of Count for Crime

(**) The 'Arrests' column shows arrests made for incidents during the selected period, regardless of arrest date. Arrest counts for the same period may change over time.

Metro Hartsville/Trousdale County Sheriff's Office - NIBRS Agency Crime Overview - 2018

| 2017 Population Estimate | N/A | Offenses (*) | | Arrests (**) | | | |
|---------------------------------------|-----------------|----------------------------------|-----------------------------------|--------------|----------|---|---|
| | | Reported | Cleared | Adult | Juvenile | | |
| Offense Overview | | Group A Offenses | | | | | |
| Crimes Against Persons | | | | | | | |
| Offense Total | 490 | Murder | 0 | 0 | 0 | 0 | |
| Number Cleared | 191 | Negligent Manslaughter | 0 | 0 | 0 | 0 | |
| Percent Cleared | 38.98 % | Negligent Vehicular Manslaughter | 0 | 0 | 0 | 0 | |
| Group A Crimes per 100,000 population | N/A | Kidnapping/Abduction | 0 | 0 | 0 | 0 | |
| | | Forcible Rape | 4 | 1 | 1 | 0 | |
| | | Forcible Sodomy | 0 | 0 | 0 | 0 | |
| | | Sexual Assault W/Object | 0 | 0 | 0 | 0 | |
| Arrest Overview | | Forcible Fondling | 1 | 0 | 0 | 0 | |
| Total Arrests | 470 | Incest | 1 | 0 | 0 | 0 | |
| Adult Arrests | 456 | Statutory Rape | 0 | 0 | 0 | 0 | |
| Juvenile Arrests | 14 | Aggravated Assault | 30 | 22 | 18 | 1 | |
| Unknown Age | 0 | Simple Assault | 92 | 45 | 25 | 5 | |
| Arrests per 100,000 population | N/A | Intimidation | 19 | 13 | 7 | 0 | |
| | | Stalking | 3 | 1 | 1 | 0 | |
| | | Commercial Sex Acts | 0 | 0 | 0 | 0 | |
| Average number offenses/incident | 1.20 | Involuntary Servitude | 0 | 0 | 0 | 0 | |
| Domestic Violence Victims | | Crimes Against Property | | | | | |
| Offense | Reported | Cleared | | | | | |
| Murder | 0 | 0 | Arson | 1 | 0 | 0 | 0 |
| Aggravated Assault | 19 | 14 | Bribery | 0 | 0 | 0 | 0 |
| Simple Assault | 62 | 31 | Burglary | 49 | 11 | 6 | 0 |
| Intimidation | 1 | 1 | Counterfeiting/Forgery | 18 | 7 | 7 | 0 |
| Stalking | 0 | 0 | Destruction/Damage/Vandalism | 56 | 13 | 8 | 0 |
| Forcible Rape | 2 | 0 | Embezzlement | 0 | 0 | 0 | 0 |
| Forcible Sodomy | 0 | 0 | Extortion/Blackmail | 0 | 0 | 0 | 0 |
| Sexual Assault W/Object | 0 | 0 | Fraud - False Pretenses | 1 | 1 | 1 | 0 |
| Forcible Fondling | 0 | 0 | Fraud - Credit Card/ATM | 14 | 3 | 3 | 0 |
| Incest | 1 | 0 | Fraud - Impersonation | 17 | 3 | 2 | 0 |
| Statutory Rape | 0 | 0 | Fraud - Welfare | 0 | 0 | 0 | 0 |
| Kidnapping/Abduction | 0 | 0 | Fraud - Wire | 0 | 0 | 0 | 0 |
| Commercial Sex Acts | 0 | 0 | Fraud - Identity Theft | 0 | 0 | 0 | 0 |
| Involuntary Servitude | 0 | 0 | Fraud - Computer Hacking/Invasion | 0 | 0 | 0 | 0 |
| Total | 85 | 46 | Robbery | 3 | 0 | 0 | 0 |
| | | | Theft - Pocket-picking | 0 | 0 | 0 | 0 |
| Group B Arrests | | | Theft - Purse Snatching | 0 | 0 | 0 | 0 |
| Offense | Adult | Juvenile | Theft - Shoplifting | 7 | 4 | 4 | 0 |
| Bad Checks | 33 | 0 | Theft From Building | 16 | 3 | 2 | 0 |
| Curfew/Vagrancy | 0 | 0 | Theft From Coin Machine | 1 | 0 | 0 | 0 |
| Disorderly Conduct | 1 | 1 | Theft From Motor Vehicle | 17 | 2 | 3 | 0 |
| DUI | 29 | 0 | Theft of Motor Vehicle Parts | 4 | 0 | 0 | 0 |
| Drunkenness | 20 | 0 | Theft - All Other Larceny | 64 | 8 | 4 | 0 |
| Family-Non Violent | 0 | 0 | Motor Vehicle Theft | 16 | 2 | 1 | 0 |
| Liquor Law Violations | 2 | 1 | Stolen Property Offenses | 2 | 2 | 2 | 0 |
| Peeping Tom | 0 | 0 | | | | | |
| Runaway | 0 | 0 | | | | | |
| Trespass | 11 | 0 | | | | | |
| All Other Offenses | 241 | 3 | | | | | |
| Total Group B | 337 | 5 | | | | | |

(*) Offenses are counted using the FBI Units of Count for Crime

(**) The 'Arrests' column shows arrests made for incidents during the selected period, regardless of arrest date. Arrest counts for the same period may change over time.

This report is valid as of May 06, 2019 and is subject to change

Metro Hartsville/Trousdale County Sheriff's Office - NIBRS Agency Crime Overview - 2018

| Crimes Against Society | | | | |
|------------------------------------|------------|------------|------------|----------|
| Animal Cruelty | 0 | 0 | 0 | 0 |
| Drug/Narcotic Violations | 27 | 24 | 16 | 2 |
| Drug/Narcotic Equipment Violations | 22 | 22 | 5 | 0 |
| Gambling - Betting/Wagering | 0 | 0 | 0 | 0 |
| Gambling - Operating/Promoting | 0 | 0 | 0 | 0 |
| Gambling - Equipment Violations | 0 | 0 | 0 | 0 |
| Gambling - Sports Tampering | 0 | 0 | 0 | 0 |
| Pornography/Obscene Material | 0 | 0 | 0 | 0 |
| Prostitution | 0 | 0 | 0 | 0 |
| Prostitution Assisting/Promoting | 0 | 0 | 0 | 0 |
| Purchasing Prostitution | 0 | 0 | 0 | 0 |
| Weapon Law Violations | 5 | 4 | 3 | 1 |
| Total Group A Offenses | 490 | 191 | 119 | 9 |

(*) Offenses are counted using the FBI Units of Count for Crime

(**) The 'Arrests' column shows arrests made for incidents during the selected period, regardless of arrest date. Arrest counts for the same period may change over time.

Monroe County Sheriff's Office - NIBRS Agency Crime Overview - 2018

| 2017 Population Estimate | N/A | Offenses (*) | | Arrests (**) | | | |
|---------------------------------------|-----------------|----------------------------------|-----------------------------------|--------------|----------|----|---|
| | | Reported | Cleared | Adult | Juvenile | | |
| Offense Overview | | Group A Offenses | | | | | |
| Crimes Against Persons | | Crimes Against Persons | | | | | |
| Offense Total | 2,364 | Murder | 1 | 1 | 1 | 0 | |
| Number Cleared | 1,164 | Negligent Manslaughter | 0 | 0 | 0 | 0 | |
| Percent Cleared | 49.24 % | Negligent Vehicular Manslaughter | 0 | 0 | 0 | 0 | |
| Group A Crimes per 100,000 population | N/A | Kidnapping/Abduction | 3 | 2 | 0 | 0 | |
| | | Forcible Rape | 6 | 2 | 2 | 0 | |
| | | Forcible Sodomy | 2 | 0 | 0 | 0 | |
| | | Sexual Assault W/Object | 1 | 1 | 0 | 0 | |
| Arrest Overview | | Forcible Fondling | 14 | 8 | 0 | 1 | |
| Total Arrests | 831 | Incest | 0 | 0 | 0 | 0 | |
| Adult Arrests | 787 | Statutory Rape | 2 | 2 | 0 | 0 | |
| Juvenile Arrests | 44 | Aggravated Assault | 159 | 127 | 50 | 3 | |
| Unknown Age | 0 | Simple Assault | 470 | 370 | 90 | 7 | |
| Arrests per 100,000 population | N/A | Intimidation | 256 | 172 | 9 | 2 | |
| | | Stalking | 1 | 0 | 0 | 0 | |
| | | Commercial Sex Acts | 0 | 0 | 0 | 0 | |
| Average number offenses/incident | 1.23 | Involuntary Servitude | 0 | 0 | 0 | 0 | |
| Domestic Violence Victims | | Crimes Against Property | | | | | |
| Offense | Reported | Cleared | | | | | |
| Murder | 0 | 0 | Arson | 11 | 4 | 1 | 0 |
| Aggravated Assault | 84 | 77 | Bribery | 0 | 0 | 0 | 0 |
| Simple Assault | 355 | 286 | Burglary | 304 | 54 | 31 | 2 |
| Intimidation | 103 | 81 | Counterfeiting/Forgery | 8 | 3 | 1 | 0 |
| Stalking | 0 | 0 | Destruction/Damage/Vandalism | 215 | 57 | 5 | 1 |
| Forcible Rape | 1 | 1 | Embezzlement | 0 | 0 | 0 | 0 |
| Forcible Sodomy | 0 | 0 | Extortion/Blackmail | 2 | 0 | 0 | 0 |
| Sexual Assault W/Object | 0 | 0 | Fraud - False Pretenses | 5 | 0 | 0 | 0 |
| Forcible Fondling | 0 | 0 | Fraud - Credit Card/ATM | 17 | 4 | 0 | 0 |
| Incest | 0 | 0 | Fraud - Impersonation | 5 | 2 | 3 | 0 |
| Statutory Rape | 0 | 0 | Fraud - Welfare | 0 | 0 | 0 | 0 |
| Kidnapping/Abduction | 2 | 1 | Fraud - Wire | 1 | 1 | 0 | 0 |
| Commercial Sex Acts | 0 | 0 | Fraud - Identity Theft | 9 | 1 | 0 | 0 |
| Involuntary Servitude | 0 | 0 | Fraud - Computer Hacking/Invasion | 0 | 0 | 0 | 0 |
| Total | 545 | 446 | Robbery | 2 | 1 | 0 | 0 |
| | | | Theft - Pocket-picking | 0 | 0 | 0 | 0 |
| Group B Arrests | | | Theft - Purse Snatching | 0 | 0 | 0 | 0 |
| Offense | Adult | Juvenile | Theft - Shoplifting | 2 | 1 | 0 | 0 |
| Bad Checks | 0 | 0 | Theft From Building | 55 | 22 | 3 | 0 |
| Curfew/Vagrancy | 0 | 0 | Theft From Coin Machine | 0 | 0 | 0 | 0 |
| Disorderly Conduct | 2 | 10 | Theft From Motor Vehicle | 50 | 6 | 2 | 0 |
| DUI | 29 | 0 | Theft of Motor Vehicle Parts | 12 | 0 | 1 | 0 |
| Drunkenness | 34 | 1 | Theft - All Other Larceny | 345 | 82 | 6 | 0 |
| Family-Non Violent | 0 | 0 | Motor Vehicle Theft | 154 | 57 | 17 | 0 |
| Liquor Law Violations | 11 | 2 | Stolen Property Offenses | 3 | 2 | 3 | 0 |
| Peeping Tom | 0 | 0 | | | | | |
| Runaway | 0 | 0 | | | | | |
| Trespass | 8 | 1 | | | | | |
| All Other Offenses | 358 | 7 | | | | | |
| Total Group B | 442 | 21 | | | | | |

(*) Offenses are counted using the FBI Units of Count for Crime

(**) The 'Arrests' column shows arrests made for incidents during the selected period, regardless of arrest date. Arrest counts for the same period may change over time.

This report is valid as of May 06, 2019 and is subject to change

Monroe County Sheriff's Office - NIBRS Agency Crime Overview - 2018

| Crimes Against Society | | | | |
|------------------------------------|--------------|--------------|------------|-----------|
| Animal Cruelty | 1 | 1 | 1 | 0 |
| Drug/Narcotic Violations | 140 | 101 | 112 | 3 |
| Drug/Narcotic Equipment Violations | 79 | 60 | 6 | 3 |
| Gambling - Betting/Wagering | 0 | 0 | 0 | 0 |
| Gambling - Operating/Promoting | 0 | 0 | 0 | 0 |
| Gambling - Equipment Violations | 0 | 0 | 0 | 0 |
| Gambling - Sports Tampering | 0 | 0 | 0 | 0 |
| Pornography/Obscene Material | 6 | 3 | 1 | 1 |
| Prostitution | 0 | 0 | 0 | 0 |
| Prostitution Assisting/Promoting | 0 | 0 | 0 | 0 |
| Purchasing Prostitution | 0 | 0 | 0 | 0 |
| Weapon Law Violations | 23 | 17 | 0 | 0 |
| Total Group A Offenses | 2,364 | 1,164 | 345 | 23 |

(*) Offenses are counted using the FBI Units of Count for Crime

(**) The 'Arrests' column shows arrests made for incidents during the selected period, regardless of arrest date. Arrest counts for the same period may change over time.

Montgomery County Sheriff's Office - NIBRS Agency Crime Overview - 2018

| 2017 Population Estimate | N/A | Offenses (*) | | Arrests (**) | | | |
|---------------------------------------|-----------------|----------------------------------|-----------------------------------|--------------|----------|----|----|
| | | Reported | Cleared | Adult | Juvenile | | |
| Offense Overview | | Group A Offenses | | | | | |
| | | Crimes Against Persons | | | | | |
| Offense Total | 1,908 | Murder | 1 | 1 | 1 | 0 | |
| Number Cleared | 876 | Negligent Manslaughter | 0 | 0 | 0 | 0 | |
| Percent Cleared | 45.91 % | Negligent Vehicular Manslaughter | 0 | 0 | 0 | 0 | |
| Group A Crimes per 100,000 population | N/A | Kidnapping/Abduction | 2 | 0 | 0 | 0 | |
| | | Forcible Rape | 5 | 0 | 0 | 0 | |
| | | Forcible Sodomy | 0 | 0 | 0 | 0 | |
| | | Sexual Assault W/Object | 0 | 0 | 0 | 0 | |
| Arrest Overview | | Forcible Fondling | 24 | 7 | 1 | 4 | |
| Total Arrests | 1,135 | Incest | 0 | 0 | 0 | 0 | |
| Adult Arrests | 797 | Statutory Rape | 3 | 2 | 2 | 0 | |
| Juvenile Arrests | 338 | Aggravated Assault | 108 | 86 | 62 | 5 | |
| Unknown Age | 0 | Simple Assault | 367 | 189 | 123 | 54 | |
| Arrests per 100,000 population | N/A | Intimidation | 24 | 6 | 5 | 0 | |
| | | Stalking | 5 | 2 | 2 | 0 | |
| | | Commercial Sex Acts | 2 | 0 | 0 | 0 | |
| Average number offenses/incident | 1.19 | Involuntary Servitude | 0 | 0 | 0 | 0 | |
| Domestic Violence Victims | | Crimes Against Property | | | | | |
| Offense | Reported | Cleared | | | | | |
| Murder | 0 | 0 | Arson | 0 | 0 | 0 | 0 |
| Aggravated Assault | 48 | 42 | Bribery | 0 | 0 | 0 | 0 |
| Simple Assault | 157 | 117 | Burglary | 175 | 15 | 17 | 2 |
| Intimidation | 4 | 1 | Counterfeiting/Forgery | 18 | 6 | 9 | 0 |
| Stalking | 2 | 2 | Destruction/Damage/Vandalism | 224 | 47 | 28 | 10 |
| Forcible Rape | 2 | 0 | Embezzlement | 0 | 0 | 0 | 0 |
| Forcible Sodomy | 0 | 0 | Extortion/Blackmail | 0 | 0 | 0 | 0 |
| Sexual Assault W/Object | 0 | 0 | Fraud - False Pretenses | 4 | 0 | 1 | 0 |
| Forcible Fondling | 7 | 2 | Fraud - Credit Card/ATM | 4 | 1 | 1 | 0 |
| Incest | 0 | 0 | Fraud - Impersonation | 17 | 17 | 10 | 2 |
| Statutory Rape | 1 | 0 | Fraud - Welfare | 0 | 0 | 0 | 0 |
| Kidnapping/Abduction | 2 | 0 | Fraud - Wire | 0 | 0 | 0 | 0 |
| Commercial Sex Acts | 0 | 0 | Fraud - Identity Theft | 0 | 0 | 0 | 0 |
| Involuntary Servitude | 0 | 0 | Fraud - Computer Hacking/Invasion | 0 | 0 | 0 | 0 |
| Total | 223 | 164 | Robbery | 3 | 0 | 1 | 0 |
| | | | Theft - Pocket-picking | 2 | 0 | 0 | 0 |
| Group B Arrests | | | Theft - Purse Snatching | 1 | 0 | 0 | 0 |
| Offense | Adult | Juvenile | Theft - Shoplifting | 17 | 5 | 3 | 1 |
| Bad Checks | 3 | 0 | Theft From Building | 135 | 21 | 13 | 4 |
| Curfew/Vagrancy | 0 | 2 | Theft From Coin Machine | 0 | 0 | 0 | 0 |
| Disorderly Conduct | 10 | 144 | Theft From Motor Vehicle | 87 | 11 | 2 | 4 |
| DUI | 75 | 0 | Theft of Motor Vehicle Parts | 12 | 2 | 2 | 0 |
| Drunkenness | 15 | 1 | Theft - All Other Larceny | 164 | 18 | 22 | 5 |
| Family-Non Violent | 1 | 0 | Motor Vehicle Theft | 70 | 22 | 10 | 1 |
| Liquor Law Violations | 7 | 13 | Stolen Property Offenses | 4 | 1 | 0 | 1 |
| Peeping Tom | 0 | 0 | | | | | |
| Runaway | 0 | 0 | | | | | |
| Trespass | 6 | 1 | | | | | |
| All Other Offenses | 112 | 29 | | | | | |
| Total Group B | 229 | 190 | | | | | |

(*) Offenses are counted using the FBI Units of Count for Crime

(**) The 'Arrests' column shows arrests made for incidents during the selected period, regardless of arrest date. Arrest counts for the same period may change over time.

This report is valid as of May 06, 2019 and is subject to change

Montgomery County Sheriff's Office - NIBRS Agency Crime Overview - 2018

| Crimes Against Society | | | | |
|------------------------------------|--------------|------------|------------|------------|
| Animal Cruelty | 5 | 3 | 3 | 0 |
| Drug/Narcotic Violations | 214 | 208 | 183 | 34 |
| Drug/Narcotic Equipment Violations | 162 | 160 | 57 | 2 |
| Gambling - Betting/Wagering | 0 | 0 | 0 | 0 |
| Gambling - Operating/Promoting | 0 | 0 | 0 | 0 |
| Gambling - Equipment Violations | 0 | 0 | 0 | 0 |
| Gambling - Sports Tampering | 0 | 0 | 0 | 0 |
| Pornography/Obscene Material | 5 | 2 | 1 | 1 |
| Prostitution | 0 | 0 | 0 | 0 |
| Prostitution Assisting/Promoting | 0 | 0 | 0 | 0 |
| Purchasing Prostitution | 0 | 0 | 0 | 0 |
| Weapon Law Violations | 44 | 44 | 9 | 18 |
| Total Group A Offenses | 1,908 | 876 | 568 | 148 |

(*) Offenses are counted using the FBI Units of Count for Crime

(**) The 'Arrests' column shows arrests made for incidents during the selected period, regardless of arrest date. Arrest counts for the same period may change over time.

Moore County Sheriff's Office - NIBRS Agency Crime Overview - 2018

| 2017 Population Estimate | N/A | Offenses (*) | | Arrests (**) | | |
|---------------------------------------|-----------------|----------------------------------|-----------------------------------|--------------|----------|---|
| | | Reported | Cleared | Adult | Juvenile | |
| Offense Overview | | Group A Offenses | | | | |
| Crimes Against Persons | | Crimes Against Persons | | | | |
| Offense Total | 267 | Murder | 0 | 0 | 0 | 0 |
| Number Cleared | 119 | Negligent Manslaughter | 0 | 0 | 0 | 0 |
| Percent Cleared | 44.57 % | Negligent Vehicular Manslaughter | 0 | 0 | 0 | 0 |
| Group A Crimes per 100,000 population | N/A | Kidnapping/Abduction | 0 | 0 | 0 | 0 |
| | | Forcible Rape | 3 | 1 | 1 | 0 |
| | | Forcible Sodomy | 0 | 0 | 0 | 0 |
| | | Sexual Assault W/Object | 1 | 0 | 0 | 0 |
| Arrest Overview | | Forcible Fondling | 1 | 0 | 0 | 0 |
| Total Arrests | 243 | Incest | 0 | 0 | 0 | 0 |
| Adult Arrests | 225 | Statutory Rape | 0 | 0 | 0 | 0 |
| Juvenile Arrests | 18 | Aggravated Assault | 11 | 9 | 8 | 0 |
| Unknown Age | 0 | Simple Assault | 34 | 21 | 17 | 3 |
| Arrests per 100,000 population | N/A | Intimidation | 16 | 2 | 2 | 0 |
| | | Stalking | 0 | 0 | 0 | 0 |
| | | Commercial Sex Acts | 0 | 0 | 0 | 0 |
| Average number offenses/incident | 1.16 | Involuntary Servitude | 0 | 0 | 0 | 0 |
| Domestic Violence Victims | | Crimes Against Property | | | | |
| Offense | Reported | Cleared | | | | |
| Murder | 0 | 0 | Arson | 0 | 0 | 0 |
| Aggravated Assault | 7 | 5 | Bribery | 0 | 0 | 0 |
| Simple Assault | 25 | 15 | Burglary | 11 | 2 | 2 |
| Intimidation | 5 | 0 | Counterfeiting/Forgery | 3 | 1 | 1 |
| Stalking | 0 | 0 | Destruction/Damage/Vandalism | 33 | 3 | 2 |
| Forcible Rape | 1 | 0 | Embezzlement | 0 | 0 | 0 |
| Forcible Sodomy | 0 | 0 | Extortion/Blackmail | 1 | 1 | 1 |
| Sexual Assault W/Object | 1 | 0 | Fraud - False Pretenses | 5 | 0 | 0 |
| Forcible Fondling | 0 | 0 | Fraud - Credit Card/ATM | 3 | 2 | 2 |
| Incest | 0 | 0 | Fraud - Impersonation | 1 | 0 | 0 |
| Statutory Rape | 0 | 0 | Fraud - Welfare | 0 | 0 | 0 |
| Kidnapping/Abduction | 0 | 0 | Fraud - Wire | 0 | 0 | 0 |
| Commercial Sex Acts | 0 | 0 | Fraud - Identity Theft | 0 | 0 | 0 |
| Involuntary Servitude | 0 | 0 | Fraud - Computer Hacking/Invasion | 0 | 0 | 0 |
| Total | 39 | 20 | Robbery | 0 | 0 | 0 |
| | | | Theft - Pocket-picking | 0 | 0 | 0 |
| | | | Theft - Purse Snatching | 0 | 0 | 0 |
| Group B Arrests | | | Theft - Shoplifting | 2 | 2 | 2 |
| Offense | Adult | Juvenile | Theft From Building | 8 | 3 | 1 |
| Bad Checks | 7 | 0 | Theft From Coin Machine | 0 | 0 | 0 |
| Curfew/Vagrancy | 0 | 0 | Theft From Motor Vehicle | 7 | 1 | 0 |
| Disorderly Conduct | 3 | 7 | Theft of Motor Vehicle Parts | 2 | 0 | 0 |
| DUI | 8 | 0 | Theft - All Other Larceny | 27 | 4 | 3 |
| Drunkenness | 9 | 0 | Motor Vehicle Theft | 5 | 0 | 0 |
| Family-Non Violent | 0 | 0 | Stolen Property Offenses | 1 | 0 | 0 |
| Liquor Law Violations | 2 | 0 | | | | |
| Peeping Tom | 0 | 0 | | | | |
| Runaway | 0 | 0 | | | | |
| Trespass | 0 | 0 | | | | |
| All Other Offenses | 101 | 1 | | | | |
| Total Group B | 130 | 8 | | | | |

(*) Offenses are counted using the FBI Units of Count for Crime

(**) The 'Arrests' column shows arrests made for incidents during the selected period, regardless of arrest date. Arrest counts for the same period may change over time.

This report is valid as of May 06, 2019 and is subject to change

Moore County Sheriff's Office - NIBRS Agency Crime Overview - 2018

| Crimes Against Society | | | | |
|------------------------------------|------------|------------|-----------|-----------|
| Animal Cruelty | 0 | 0 | 0 | 0 |
| Drug/Narcotic Violations | 62 | 45 | 46 | 3 |
| Drug/Narcotic Equipment Violations | 27 | 19 | 5 | 0 |
| Gambling - Betting/Wagering | 0 | 0 | 0 | 0 |
| Gambling - Operating/Promoting | 0 | 0 | 0 | 0 |
| Gambling - Equipment Violations | 0 | 0 | 0 | 0 |
| Gambling - Sports Tampering | 0 | 0 | 0 | 0 |
| Pornography/Obscene Material | 0 | 0 | 0 | 0 |
| Prostitution | 0 | 0 | 0 | 0 |
| Prostitution Assisting/Promoting | 0 | 0 | 0 | 0 |
| Purchasing Prostitution | 0 | 0 | 0 | 0 |
| Weapon Law Violations | 3 | 3 | 2 | 1 |
| Total Group A Offenses | 267 | 119 | 95 | 10 |

(*) Offenses are counted using the FBI Units of Count for Crime

(**) The 'Arrests' column shows arrests made for incidents during the selected period, regardless of arrest date. Arrest counts for the same period may change over time.

Morgan County Sheriff's Office - NIBRS Agency Crime Overview - 2018

| 2017 Population Estimate | N/A | Offenses (*) | | Arrests (**) | | | |
|---------------------------------------|-----------------|----------------------------------|-----------------------------------|--------------|----------|----|---|
| | | Reported | Cleared | Adult | Juvenile | | |
| Offense Overview | | Group A Offenses | | | | | |
| | | Crimes Against Persons | | | | | |
| Offense Total | 792 | Murder | 1 | 1 | 0 | 0 | |
| Number Cleared | 357 | Negligent Manslaughter | 0 | 0 | 0 | 0 | |
| Percent Cleared | 45.08 % | Negligent Vehicular Manslaughter | 0 | 0 | 0 | 0 | |
| Group A Crimes per 100,000 population | N/A | Kidnapping/Abduction | 1 | 1 | 1 | 0 | |
| | | Forcible Rape | 7 | 0 | 0 | 0 | |
| | | Forcible Sodomy | 0 | 0 | 0 | 0 | |
| | | Sexual Assault W/Object | 0 | 0 | 0 | 0 | |
| Arrest Overview | | Forcible Fondling | 0 | 0 | 0 | 0 | |
| Total Arrests | 653 | Incest | 0 | 0 | 0 | 0 | |
| Adult Arrests | 648 | Statutory Rape | 0 | 0 | 0 | 0 | |
| Juvenile Arrests | 5 | Aggravated Assault | 62 | 40 | 31 | 0 | |
| Unknown Age | 0 | Simple Assault | 88 | 69 | 59 | 1 | |
| Arrests per 100,000 population | N/A | Intimidation | 3 | 1 | 1 | 0 | |
| | | Stalking | 1 | 0 | 0 | 0 | |
| | | Commercial Sex Acts | 0 | 0 | 0 | 0 | |
| Average number offenses/incident | 1.29 | Involuntary Servitude | 0 | 0 | 0 | 0 | |
| Domestic Violence Victims | | Crimes Against Property | | | | | |
| Offense | Reported | Cleared | | | | | |
| Murder | 1 | 1 | Arson | 3 | 0 | 0 | 0 |
| Aggravated Assault | 34 | 21 | Bribery | 0 | 0 | 0 | 0 |
| Simple Assault | 50 | 42 | Burglary | 79 | 11 | 12 | 0 |
| Intimidation | 0 | 0 | Counterfeiting/Forgery | 3 | 0 | 0 | 0 |
| Stalking | 1 | 0 | Destruction/Damage/Vandalism | 105 | 19 | 5 | 0 |
| Forcible Rape | 1 | 0 | Embezzlement | 5 | 1 | 0 | 0 |
| Forcible Sodomy | 0 | 0 | Extortion/Blackmail | 0 | 0 | 0 | 0 |
| Sexual Assault W/Object | 0 | 0 | Fraud - False Pretenses | 1 | 0 | 0 | 0 |
| Forcible Fondling | 0 | 0 | Fraud - Credit Card/ATM | 6 | 0 | 0 | 0 |
| Incest | 0 | 0 | Fraud - Impersonation | 2 | 2 | 0 | 0 |
| Statutory Rape | 0 | 0 | Fraud - Welfare | 0 | 0 | 0 | 0 |
| Kidnapping/Abduction | 1 | 1 | Fraud - Wire | 0 | 0 | 0 | 0 |
| Commercial Sex Acts | 0 | 0 | Fraud - Identity Theft | 0 | 0 | 0 | 0 |
| Involuntary Servitude | 0 | 0 | Fraud - Computer Hacking/Invasion | 0 | 0 | 0 | 0 |
| Total | 88 | 65 | Robbery | 2 | 1 | 1 | 0 |
| | | | Theft - Pocket-picking | 0 | 0 | 0 | 0 |
| Group B Arrests | | | Theft - Purse Snatching | 0 | 0 | 0 | 0 |
| Offense | Adult | Juvenile | Theft - Shoplifting | 5 | 4 | 4 | 0 |
| Bad Checks | 0 | 0 | Theft From Building | 60 | 11 | 10 | 0 |
| Curfew/Vagrancy | 0 | 0 | Theft From Coin Machine | 0 | 0 | 0 | 0 |
| Disorderly Conduct | 5 | 0 | Theft From Motor Vehicle | 23 | 2 | 0 | 0 |
| DUI | 12 | 0 | Theft of Motor Vehicle Parts | 0 | 0 | 0 | 0 |
| Drunkenness | 12 | 0 | Theft - All Other Larceny | 81 | 4 | 4 | 0 |
| Family-Non Violent | 3 | 0 | Motor Vehicle Theft | 66 | 16 | 16 | 0 |
| Liquor Law Violations | 1 | 2 | Stolen Property Offenses | 1 | 0 | 0 | 0 |
| Peeping Tom | 0 | 0 | | | | | |
| Runaway | 0 | 0 | | | | | |
| Trespass | 8 | 0 | | | | | |
| All Other Offenses | 309 | 2 | | | | | |
| Total Group B | 350 | 4 | | | | | |

(*) Offenses are counted using the FBI Units of Count for Crime

(**) The 'Arrests' column shows arrests made for incidents during the selected period, regardless of arrest date. Arrest counts for the same period may change over time.

This report is valid as of May 06, 2019 and is subject to change

Morgan County Sheriff's Office - NIBRS Agency Crime Overview - 2018

| Crimes Against Society | | | | |
|------------------------------------|------------|------------|------------|----------|
| Animal Cruelty | 0 | 0 | 0 | 0 |
| Drug/Narcotic Violations | 95 | 87 | 112 | 0 |
| Drug/Narcotic Equipment Violations | 84 | 80 | 38 | 0 |
| Gambling - Betting/Wagering | 0 | 0 | 0 | 0 |
| Gambling - Operating/Promoting | 0 | 0 | 0 | 0 |
| Gambling - Equipment Violations | 0 | 0 | 0 | 0 |
| Gambling - Sports Tampering | 0 | 0 | 0 | 0 |
| Pornography/Obscene Material | 1 | 1 | 1 | 0 |
| Prostitution | 0 | 0 | 0 | 0 |
| Prostitution Assisting/Promoting | 0 | 0 | 0 | 0 |
| Purchasing Prostitution | 0 | 0 | 0 | 0 |
| Weapon Law Violations | 7 | 6 | 3 | 0 |
| Total Group A Offenses | 792 | 357 | 298 | 1 |

(*) Offenses are counted using the FBI Units of Count for Crime

(**) The 'Arrests' column shows arrests made for incidents during the selected period, regardless of arrest date. Arrest counts for the same period may change over time.

Obion County Sheriff's Office - NIBRS Agency Crime Overview - 2018

| 2017 Population Estimate | N/A | Offenses (*) | | Arrests (**) | | | |
|---------------------------------------|-----------------|----------------------------------|-----------------------------------|--------------|----------|---|---|
| | | Reported | Cleared | Adult | Juvenile | | |
| Offense Overview | | Group A Offenses | | | | | |
| Crimes Against Persons | | | | | | | |
| Offense Total | 351 | Murder | 1 | 1 | 1 | 0 | |
| Number Cleared | 181 | Negligent Manslaughter | 0 | 0 | 0 | 0 | |
| Percent Cleared | 51.57 % | Negligent Vehicular Manslaughter | 0 | 0 | 0 | 0 | |
| Group A Crimes per 100,000 population | N/A | Kidnapping/Abduction | 0 | 0 | 0 | 0 | |
| | | Forcible Rape | 0 | 0 | 0 | 0 | |
| | | Forcible Sodomy | 0 | 0 | 0 | 0 | |
| | | Sexual Assault W/Object | 0 | 0 | 0 | 0 | |
| Arrest Overview | | Forcible Fondling | 0 | 0 | 0 | 0 | |
| Total Arrests | 256 | Incest | 0 | 0 | 0 | 0 | |
| Adult Arrests | 241 | Statutory Rape | 1 | 1 | 1 | 0 | |
| Juvenile Arrests | 15 | Aggravated Assault | 17 | 17 | 15 | 0 | |
| Unknown Age | 0 | Simple Assault | 43 | 36 | 26 | 7 | |
| Arrests per 100,000 population | N/A | Intimidation | 3 | 3 | 3 | 0 | |
| | | Stalking | 0 | 0 | 0 | 0 | |
| | | Commercial Sex Acts | 0 | 0 | 0 | 0 | |
| Average number offenses/incident | 1.16 | Involuntary Servitude | 0 | 0 | 0 | 0 | |
| Domestic Violence Victims | | Crimes Against Property | | | | | |
| Offense | Reported | Cleared | | | | | |
| Murder | 0 | 0 | Arson | 0 | 0 | 0 | 0 |
| Aggravated Assault | 10 | 10 | Bribery | 0 | 0 | 0 | 0 |
| Simple Assault | 28 | 24 | Burglary | 26 | 2 | 2 | 0 |
| Intimidation | 3 | 3 | Counterfeiting/Forgery | 0 | 0 | 0 | 0 |
| Stalking | 0 | 0 | Destruction/Damage/Vandalism | 21 | 6 | 2 | 5 |
| Forcible Rape | 0 | 0 | Embezzlement | 1 | 1 | 2 | 0 |
| Forcible Sodomy | 0 | 0 | Extortion/Blackmail | 2 | 2 | 2 | 0 |
| Sexual Assault W/Object | 0 | 0 | Fraud - False Pretenses | 7 | 2 | 2 | 0 |
| Forcible Fondling | 0 | 0 | Fraud - Credit Card/ATM | 2 | 0 | 0 | 0 |
| Incest | 0 | 0 | Fraud - Impersonation | 2 | 2 | 2 | 0 |
| Statutory Rape | 1 | 1 | Fraud - Welfare | 0 | 0 | 0 | 0 |
| Kidnapping/Abduction | 0 | 0 | Fraud - Wire | 0 | 0 | 0 | 0 |
| Commercial Sex Acts | 0 | 0 | Fraud - Identity Theft | 0 | 0 | 0 | 0 |
| Involuntary Servitude | 0 | 0 | Fraud - Computer Hacking/Invasion | 0 | 0 | 0 | 0 |
| Total | 42 | 38 | Robbery | 1 | 1 | 0 | 0 |
| | | | Theft - Pocket-picking | 0 | 0 | 0 | 0 |
| | | | Theft - Purse Snatching | 0 | 0 | 0 | 0 |
| Group B Arrests | | | Theft - Shoplifting | 2 | 1 | 1 | 0 |
| Offense | Adult | Juvenile | Theft From Building | 38 | 8 | 7 | 1 |
| Bad Checks | 28 | 0 | Theft From Coin Machine | 0 | 0 | 0 | 0 |
| Curfew/Vagrancy | 0 | 0 | Theft From Motor Vehicle | 38 | 4 | 4 | 2 |
| Disorderly Conduct | 4 | 0 | Theft of Motor Vehicle Parts | 3 | 0 | 0 | 0 |
| DUI | 13 | 0 | Theft - All Other Larceny | 42 | 7 | 9 | 0 |
| Drunkenness | 8 | 0 | Motor Vehicle Theft | 16 | 4 | 5 | 0 |
| Family-Non Violent | 0 | 0 | Stolen Property Offenses | 0 | 0 | 0 | 0 |
| Liquor Law Violations | 0 | 0 | | | | | |
| Peeping Tom | 0 | 0 | | | | | |
| Runaway | 0 | 0 | | | | | |
| Trespass | 4 | 0 | | | | | |
| All Other Offenses | 31 | 0 | | | | | |
| Total Group B | 88 | 0 | | | | | |

(*) Offenses are counted using the FBI Units of Count for Crime

(**) The 'Arrests' column shows arrests made for incidents during the selected period, regardless of arrest date. Arrest counts for the same period may change over time.

Obion County Sheriff's Office - NIBRS Agency Crime Overview - 2018

| Crimes Against Society | | | | |
|------------------------------------|------------|------------|------------|-----------|
| Animal Cruelty | 0 | 0 | 0 | 0 |
| Drug/Narcotic Violations | 51 | 49 | 59 | 0 |
| Drug/Narcotic Equipment Violations | 27 | 27 | 9 | 0 |
| Gambling - Betting/Wagering | 0 | 0 | 0 | 0 |
| Gambling - Operating/Promoting | 0 | 0 | 0 | 0 |
| Gambling - Equipment Violations | 0 | 0 | 0 | 0 |
| Gambling - Sports Tampering | 0 | 0 | 0 | 0 |
| Pornography/Obscene Material | 0 | 0 | 0 | 0 |
| Prostitution | 0 | 0 | 0 | 0 |
| Prostitution Assisting/Promoting | 0 | 0 | 0 | 0 |
| Purchasing Prostitution | 0 | 0 | 0 | 0 |
| Weapon Law Violations | 7 | 7 | 1 | 0 |
| Total Group A Offenses | 351 | 181 | 153 | 15 |

(*) Offenses are counted using the FBI Units of Count for Crime

(**) The 'Arrests' column shows arrests made for incidents during the selected period, regardless of arrest date. Arrest counts for the same period may change over time.

Overton County Sheriff's Office - NIBRS Agency Crime Overview - 2018

| 2017 Population Estimate | N/A | Offenses (*) | | Arrests (**) | | |
|---------------------------------------|-----------------|----------------------------------|-----------------------------------|--------------|----------|---|
| | | Reported | Cleared | Adult | Juvenile | |
| Offense Overview | | Group A Offenses | | | | |
| | | Crimes Against Persons | | | | |
| Offense Total | 215 | Murder | 0 | 0 | 0 | 0 |
| Number Cleared | 70 | Negligent Manslaughter | 0 | 0 | 0 | 0 |
| Percent Cleared | 32.56 % | Negligent Vehicular Manslaughter | 0 | 0 | 0 | 0 |
| Group A Crimes per 100,000 population | N/A | Kidnapping/Abduction | 0 | 0 | 0 | 0 |
| | | Forcible Rape | 1 | 0 | 0 | 0 |
| | | Forcible Sodomy | 0 | 0 | 0 | 0 |
| | | Sexual Assault W/Object | 0 | 0 | 0 | 0 |
| Arrest Overview | | Forcible Fondling | 0 | 0 | 0 | 0 |
| Total Arrests | 217 | Incest | 0 | 0 | 0 | 0 |
| Adult Arrests | 217 | Statutory Rape | 0 | 0 | 0 | 0 |
| Juvenile Arrests | 0 | Aggravated Assault | 12 | 9 | 7 | 0 |
| Unknown Age | 0 | Simple Assault | 17 | 12 | 12 | 0 |
| Arrests per 100,000 population | N/A | Intimidation | 4 | 3 | 2 | 0 |
| | | Stalking | 0 | 0 | 0 | 0 |
| | | Commercial Sex Acts | 0 | 0 | 0 | 0 |
| Average number offenses/incident | 1.05 | Involuntary Servitude | 0 | 0 | 0 | 0 |
| Domestic Violence Victims | | Crimes Against Property | | | | |
| Offense | Reported | Cleared | | | | |
| Murder | 0 | 0 | Arson | 0 | 0 | 0 |
| Aggravated Assault | 7 | 5 | Bribery | 0 | 0 | 0 |
| Simple Assault | 8 | 6 | Burglary | 15 | 6 | 7 |
| Intimidation | 1 | 1 | Counterfeiting/Forgery | 2 | 0 | 0 |
| Stalking | 0 | 0 | Destruction/Damage/Vandalism | 21 | 1 | 1 |
| Forcible Rape | 0 | 0 | Embezzlement | 40 | 4 | 4 |
| Forcible Sodomy | 0 | 0 | Extortion/Blackmail | 1 | 0 | 0 |
| Sexual Assault W/Object | 0 | 0 | Fraud - False Pretenses | 5 | 0 | 0 |
| Forcible Fondling | 0 | 0 | Fraud - Credit Card/ATM | 1 | 0 | 0 |
| Incest | 0 | 0 | Fraud - Impersonation | 4 | 4 | 4 |
| Statutory Rape | 0 | 0 | Fraud - Welfare | 0 | 0 | 0 |
| Kidnapping/Abduction | 0 | 0 | Fraud - Wire | 0 | 0 | 0 |
| Commercial Sex Acts | 0 | 0 | Fraud - Identity Theft | 2 | 0 | 0 |
| Involuntary Servitude | 0 | 0 | Fraud - Computer Hacking/Invasion | 0 | 0 | 0 |
| Total | 16 | 12 | Robbery | 0 | 0 | 0 |
| | | | Theft - Pocket-picking | 0 | 0 | 0 |
| | | | Theft - Purse Snatching | 0 | 0 | 0 |
| Group B Arrests | | | Theft - Shoplifting | 0 | 0 | 0 |
| Offense | Adult | Juvenile | Theft From Building | 8 | 0 | 0 |
| Bad Checks | 0 | 0 | Theft From Coin Machine | 0 | 0 | 0 |
| Curfew/Vagrancy | 0 | 0 | Theft From Motor Vehicle | 16 | 0 | 0 |
| Disorderly Conduct | 2 | 0 | Theft of Motor Vehicle Parts | 1 | 0 | 0 |
| DUI | 21 | 0 | Theft - All Other Larceny | 21 | 3 | 3 |
| Drunkenness | 12 | 0 | Motor Vehicle Theft | 9 | 1 | 1 |
| Family-Non Violent | 2 | 0 | Stolen Property Offenses | 6 | 1 | 1 |
| Liquor Law Violations | 0 | 0 | | | | |
| Peeping Tom | 0 | 0 | | | | |
| Runaway | 0 | 0 | | | | |
| Trespass | 5 | 0 | | | | |
| All Other Offenses | 109 | 0 | | | | |
| Total Group B | 151 | 0 | | | | |

(*) Offenses are counted using the FBI Units of Count for Crime

(**) The 'Arrests' column shows arrests made for incidents during the selected period, regardless of arrest date. Arrest counts for the same period may change over time.

This report is valid as of May 06, 2019 and is subject to change

Overton County Sheriff's Office - NIBRS Agency Crime Overview - 2018

| Crimes Against Society | | | | |
|------------------------------------|------------|-----------|-----------|----------|
| Animal Cruelty | 0 | 0 | 0 | 0 |
| Drug/Narcotic Violations | 24 | 21 | 24 | 0 |
| Drug/Narcotic Equipment Violations | 5 | 5 | 0 | 0 |
| Gambling - Betting/Wagering | 0 | 0 | 0 | 0 |
| Gambling - Operating/Promoting | 0 | 0 | 0 | 0 |
| Gambling - Equipment Violations | 0 | 0 | 0 | 0 |
| Gambling - Sports Tampering | 0 | 0 | 0 | 0 |
| Pornography/Obscene Material | 0 | 0 | 0 | 0 |
| Prostitution | 0 | 0 | 0 | 0 |
| Prostitution Assisting/Promoting | 0 | 0 | 0 | 0 |
| Purchasing Prostitution | 0 | 0 | 0 | 0 |
| Weapon Law Violations | 0 | 0 | 0 | 0 |
| Total Group A Offenses | 215 | 70 | 66 | 0 |

(*) Offenses are counted using the FBI Units of Count for Crime

(**) The 'Arrests' column shows arrests made for incidents during the selected period, regardless of arrest date. Arrest counts for the same period may change over time.

Perry County Sheriff's Office - NIBRS Agency Crime Overview - 2018

| 2017 Population Estimate | N/A | Offenses (*) | | Arrests (**) | | | |
|---------------------------------------|-----------------|----------------------------------|-----------------------------------|--------------|----------|---|---|
| | | Reported | Cleared | Adult | Juvenile | | |
| Offense Overview | | Group A Offenses | | | | | |
| Crimes Against Persons | | | | | | | |
| Offense Total | 154 | Murder | 0 | 0 | 0 | 0 | |
| Number Cleared | 37 | Negligent Manslaughter | 0 | 0 | 0 | 0 | |
| Percent Cleared | 24.03 % | Negligent Vehicular Manslaughter | 0 | 0 | 0 | 0 | |
| Group A Crimes per 100,000 population | N/A | Kidnapping/Abduction | 1 | 1 | 1 | 0 | |
| | | Forcible Rape | 1 | 0 | 0 | 0 | |
| | | Forcible Sodomy | 0 | 0 | 0 | 0 | |
| | | Sexual Assault W/Object | 0 | 0 | 0 | 0 | |
| Arrest Overview | | Forcible Fondling | 1 | 1 | 1 | 0 | |
| Total Arrests | 134 | Incest | 0 | 0 | 0 | 0 | |
| Adult Arrests | 133 | Statutory Rape | 0 | 0 | 0 | 0 | |
| Juvenile Arrests | 1 | Aggravated Assault | 6 | 3 | 3 | 0 | |
| Unknown Age | 0 | Simple Assault | 29 | 17 | 17 | 0 | |
| Arrests per 100,000 population | N/A | Intimidation | 0 | 0 | 0 | 0 | |
| | | Stalking | 0 | 0 | 0 | 0 | |
| | | Commercial Sex Acts | 0 | 0 | 0 | 0 | |
| Average number offenses/incident | 1.03 | Involuntary Servitude | 0 | 0 | 0 | 0 | |
| Domestic Violence Victims | | Crimes Against Property | | | | | |
| Offense | Reported | Cleared | | | | | |
| Murder | 0 | 0 | Arson | 2 | 0 | 0 | 0 |
| Aggravated Assault | 3 | 2 | Bribery | 0 | 0 | 0 | 0 |
| Simple Assault | 14 | 12 | Burglary | 15 | 3 | 4 | 0 |
| Intimidation | 0 | 0 | Counterfeiting/Forgery | 1 | 1 | 1 | 0 |
| Stalking | 0 | 0 | Destruction/Damage/Vandalism | 17 | 0 | 0 | 0 |
| Forcible Rape | 1 | 0 | Embezzlement | 0 | 0 | 0 | 0 |
| Forcible Sodomy | 0 | 0 | Extortion/Blackmail | 0 | 0 | 0 | 0 |
| Sexual Assault W/Object | 0 | 0 | Fraud - False Pretenses | 1 | 0 | 0 | 0 |
| Forcible Fondling | 0 | 0 | Fraud - Credit Card/ATM | 3 | 1 | 1 | 0 |
| Incest | 0 | 0 | Fraud - Impersonation | 0 | 0 | 0 | 0 |
| Statutory Rape | 0 | 0 | Fraud - Welfare | 0 | 0 | 0 | 0 |
| Kidnapping/Abduction | 0 | 0 | Fraud - Wire | 0 | 0 | 0 | 0 |
| Commercial Sex Acts | 0 | 0 | Fraud - Identity Theft | 0 | 0 | 0 | 0 |
| Involuntary Servitude | 0 | 0 | Fraud - Computer Hacking/Invasion | 0 | 0 | 0 | 0 |
| Total | 18 | 14 | Robbery | 0 | 0 | 0 | 0 |
| | | | Theft - Pocket-picking | 0 | 0 | 0 | 0 |
| Group B Arrests | | | Theft - Purse Snatching | 0 | 0 | 0 | 0 |
| Offense | Adult | Juvenile | Theft - Shoplifting | 0 | 0 | 0 | 0 |
| Bad Checks | 0 | 0 | Theft From Building | 2 | 0 | 0 | 0 |
| Curfew/Vagrancy | 0 | 0 | Theft From Coin Machine | 0 | 0 | 0 | 0 |
| Disorderly Conduct | 0 | 0 | Theft From Motor Vehicle | 2 | 0 | 0 | 0 |
| DUI | 26 | 0 | Theft of Motor Vehicle Parts | 0 | 0 | 0 | 0 |
| Drunkenness | 3 | 0 | Theft - All Other Larceny | 56 | 5 | 5 | 0 |
| Family-Non Violent | 0 | 0 | Motor Vehicle Theft | 7 | 1 | 1 | 0 |
| Liquor Law Violations | 0 | 0 | Stolen Property Offenses | 0 | 0 | 0 | 0 |
| Peeping Tom | 0 | 0 | | | | | |
| Runaway | 0 | 0 | | | | | |
| Trespass | 4 | 0 | | | | | |
| All Other Offenses | 61 | 1 | | | | | |
| Total Group B | 94 | 1 | | | | | |

(*) Offenses are counted using the FBI Units of Count for Crime

(**) The 'Arrests' column shows arrests made for incidents during the selected period, regardless of arrest date. Arrest counts for the same period may change over time.

This report is valid as of May 06, 2019 and is subject to change

Perry County Sheriff's Office - NIBRS Agency Crime Overview - 2018

| Crimes Against Society | | | | |
|------------------------------------|------------|-----------|-----------|----------|
| Animal Cruelty | 1 | 0 | 0 | 0 |
| Drug/Narcotic Violations | 5 | 3 | 4 | 0 |
| Drug/Narcotic Equipment Violations | 1 | 0 | 0 | 0 |
| Gambling - Betting/Wagering | 0 | 0 | 0 | 0 |
| Gambling - Operating/Promoting | 0 | 0 | 0 | 0 |
| Gambling - Equipment Violations | 0 | 0 | 0 | 0 |
| Gambling - Sports Tampering | 0 | 0 | 0 | 0 |
| Pornography/Obscene Material | 0 | 0 | 0 | 0 |
| Prostitution | 0 | 0 | 0 | 0 |
| Prostitution Assisting/Promoting | 0 | 0 | 0 | 0 |
| Purchasing Prostitution | 0 | 0 | 0 | 0 |
| Weapon Law Violations | 3 | 1 | 1 | 0 |
| Total Group A Offenses | 154 | 37 | 39 | 0 |

(*) Offenses are counted using the FBI Units of Count for Crime

(**) The 'Arrests' column shows arrests made for incidents during the selected period, regardless of arrest date. Arrest counts for the same period may change over time.

Pickett County Sheriff's Office - NIBRS Agency Crime Overview - 2018

| 2017 Population Estimate | N/A | Offenses (*) | | Arrests (**) | | | |
|---------------------------------------|-----------------|----------------------------------|-----------------------------------|--------------|----------|---|---|
| | | Reported | Cleared | Adult | Juvenile | | |
| Offense Overview | | Group A Offenses | | | | | |
| | | Crimes Against Persons | | | | | |
| Offense Total | 144 | Murder | 0 | 0 | 0 | 0 | |
| Number Cleared | 87 | Negligent Manslaughter | 0 | 0 | 0 | 0 | |
| Percent Cleared | 60.42 % | Negligent Vehicular Manslaughter | 0 | 0 | 0 | 0 | |
| Group A Crimes per 100,000 population | N/A | Kidnapping/Abduction | 0 | 0 | 0 | 0 | |
| | | Forcible Rape | 2 | 0 | 0 | 0 | |
| | | Forcible Sodomy | 0 | 0 | 0 | 0 | |
| | | Sexual Assault W/Object | 1 | 0 | 0 | 0 | |
| Arrest Overview | | Forcible Fondling | 1 | 0 | 0 | 0 | |
| Total Arrests | 157 | Incest | 0 | 0 | 0 | 0 | |
| Adult Arrests | 156 | Statutory Rape | 0 | 0 | 0 | 0 | |
| Juvenile Arrests | 1 | Aggravated Assault | 2 | 2 | 2 | 0 | |
| Unknown Age | 0 | Simple Assault | 12 | 12 | 12 | 0 | |
| Arrests per 100,000 population | N/A | Intimidation | 1 | 1 | 0 | 0 | |
| | | Stalking | 0 | 0 | 0 | 0 | |
| | | Commercial Sex Acts | 0 | 0 | 0 | 0 | |
| Average number offenses/incident | 1.23 | Involuntary Servitude | 0 | 0 | 0 | 0 | |
| Domestic Violence Victims | | Crimes Against Property | | | | | |
| Offense | Reported | Cleared | Arson | 0 | 0 | 0 | 0 |
| Murder | 0 | 0 | Bribery | 0 | 0 | 0 | 0 |
| Aggravated Assault | 2 | 2 | Burglary | 12 | 2 | 2 | 0 |
| Simple Assault | 10 | 10 | Counterfeiting/Forgery | 2 | 1 | 1 | 0 |
| Intimidation | 0 | 0 | Destruction/Damage/Vandalism | 5 | 4 | 2 | 0 |
| Stalking | 0 | 0 | Embezzlement | 0 | 0 | 0 | 0 |
| Forcible Rape | 2 | 0 | Extortion/Blackmail | 0 | 0 | 0 | 0 |
| Forcible Sodomy | 0 | 0 | Fraud - False Pretenses | 1 | 0 | 0 | 0 |
| Sexual Assault W/Object | 1 | 0 | Fraud - Credit Card/ATM | 1 | 0 | 0 | 0 |
| Forcible Fondling | 0 | 0 | Fraud - Impersonation | 0 | 0 | 0 | 0 |
| Incest | 0 | 0 | Fraud - Welfare | 0 | 0 | 0 | 0 |
| Statutory Rape | 0 | 0 | Fraud - Wire | 0 | 0 | 0 | 0 |
| Kidnapping/Abduction | 0 | 0 | Fraud - Identity Theft | 0 | 0 | 0 | 0 |
| Commercial Sex Acts | 0 | 0 | Fraud - Computer Hacking/Invasion | 0 | 0 | 0 | 0 |
| Involuntary Servitude | 0 | 0 | Robbery | 0 | 0 | 0 | 0 |
| Total | 15 | 12 | Theft - Pocket-picking | 0 | 0 | 0 | 0 |
| Group B Arrests | | | Theft - Purse Snatching | 0 | 0 | 0 | 0 |
| Offense | Adult | Juvenile | Theft - Shoplifting | 1 | 1 | 1 | 0 |
| Bad Checks | 5 | 0 | Theft From Building | 5 | 2 | 2 | 0 |
| Curfew/Vagrancy | 0 | 0 | Theft From Coin Machine | 0 | 0 | 0 | 0 |
| Disorderly Conduct | 6 | 0 | Theft From Motor Vehicle | 2 | 0 | 0 | 0 |
| DUI | 13 | 0 | Theft of Motor Vehicle Parts | 1 | 0 | 0 | 0 |
| Drunkenness | 4 | 0 | Theft - All Other Larceny | 20 | 1 | 1 | 0 |
| Family-Non Violent | 0 | 0 | Motor Vehicle Theft | 6 | 1 | 1 | 0 |
| Liquor Law Violations | 1 | 0 | Stolen Property Offenses | 1 | 1 | 1 | 0 |
| Peeping Tom | 0 | 0 | | | | | |
| Runaway | 0 | 0 | | | | | |
| Trespass | 3 | 0 | | | | | |
| All Other Offenses | 53 | 0 | | | | | |
| Total Group B | 85 | 0 | | | | | |

(*) Offenses are counted using the FBI Units of Count for Crime

(**) The 'Arrests' column shows arrests made for incidents during the selected period, regardless of arrest date. Arrest counts for the same period may change over time.

Pickett County Sheriff's Office - NIBRS Agency Crime Overview - 2018

| Crimes Against Society | | | | |
|------------------------------------|------------|-----------|-----------|----------|
| Animal Cruelty | 0 | 0 | 0 | 0 |
| Drug/Narcotic Violations | 46 | 37 | 41 | 1 |
| Drug/Narcotic Equipment Violations | 21 | 21 | 4 | 0 |
| Gambling - Betting/Wagering | 0 | 0 | 0 | 0 |
| Gambling - Operating/Promoting | 0 | 0 | 0 | 0 |
| Gambling - Equipment Violations | 0 | 0 | 0 | 0 |
| Gambling - Sports Tampering | 0 | 0 | 0 | 0 |
| Pornography/Obscene Material | 0 | 0 | 0 | 0 |
| Prostitution | 0 | 0 | 0 | 0 |
| Prostitution Assisting/Promoting | 0 | 0 | 0 | 0 |
| Purchasing Prostitution | 0 | 0 | 0 | 0 |
| Weapon Law Violations | 1 | 1 | 1 | 0 |
| Total Group A Offenses | 144 | 87 | 71 | 1 |

(*) Offenses are counted using the FBI Units of Count for Crime

(**) The 'Arrests' column shows arrests made for incidents during the selected period, regardless of arrest date. Arrest counts for the same period may change over time.

Polk County Sheriff's Office - NIBRS Agency Crime Overview - 2018

| 2017 Population Estimate | N/A | Offenses (*) | | Arrests (**) | | | |
|---------------------------------------|-----------------|----------------------------------|-----------------------------------|--------------|----------|----|---|
| | | Reported | Cleared | Adult | Juvenile | | |
| Offense Overview | | Group A Offenses | | | | | |
| | | Crimes Against Persons | | | | | |
| Offense Total | 997 | Murder | 1 | 1 | 0 | 1 | |
| Number Cleared | 525 | Negligent Manslaughter | 0 | 0 | 0 | 0 | |
| Percent Cleared | 52.66 % | Negligent Vehicular Manslaughter | 0 | 0 | 0 | 0 | |
| Group A Crimes per 100,000 population | N/A | Kidnapping/Abduction | 0 | 0 | 0 | 0 | |
| | | Forcible Rape | 2 | 1 | 1 | 0 | |
| | | Forcible Sodomy | 0 | 0 | 0 | 0 | |
| | | Sexual Assault W/Object | 0 | 0 | 0 | 0 | |
| Arrest Overview | | Forcible Fondling | 4 | 4 | 2 | 0 | |
| Total Arrests | 1,040 | Incest | 0 | 0 | 0 | 0 | |
| Adult Arrests | 1,007 | Statutory Rape | 0 | 0 | 0 | 0 | |
| Juvenile Arrests | 33 | Aggravated Assault | 48 | 43 | 33 | 1 | |
| Unknown Age | 0 | Simple Assault | 95 | 74 | 47 | 3 | |
| Arrests per 100,000 population | N/A | Intimidation | 15 | 12 | 10 | 0 | |
| | | Stalking | 0 | 0 | 0 | 0 | |
| | | Commercial Sex Acts | 0 | 0 | 0 | 0 | |
| Average number offenses/incident | 1.28 | Involuntary Servitude | 0 | 0 | 0 | 0 | |
| Domestic Violence Victims | | Crimes Against Property | | | | | |
| Offense | Reported | Cleared | Arson | 2 | 1 | 0 | 0 |
| Murder | 0 | 0 | Bribery | 0 | 0 | 0 | 0 |
| Aggravated Assault | 20 | 19 | Burglary | 77 | 15 | 14 | 0 |
| Simple Assault | 73 | 58 | Counterfeiting/Forgery | 7 | 4 | 4 | 0 |
| Intimidation | 11 | 11 | Destruction/Damage/Vandalism | 67 | 11 | 2 | 0 |
| Stalking | 0 | 0 | Embezzlement | 0 | 0 | 0 | 0 |
| Forcible Rape | 0 | 0 | Extortion/Blackmail | 0 | 0 | 0 | 0 |
| Forcible Sodomy | 0 | 0 | Fraud - False Pretenses | 2 | 0 | 0 | 0 |
| Sexual Assault W/Object | 0 | 0 | Fraud - Credit Card/ATM | 7 | 1 | 1 | 0 |
| Forcible Fondling | 0 | 0 | Fraud - Impersonation | 9 | 7 | 5 | 0 |
| Incest | 0 | 0 | Fraud - Welfare | 0 | 0 | 0 | 0 |
| Statutory Rape | 0 | 0 | Fraud - Wire | 0 | 0 | 0 | 0 |
| Kidnapping/Abduction | 0 | 0 | Fraud - Identity Theft | 0 | 0 | 0 | 0 |
| Commercial Sex Acts | 0 | 0 | Fraud - Computer Hacking/Invasion | 0 | 0 | 0 | 0 |
| Involuntary Servitude | 0 | 0 | Robbery | 3 | 3 | 2 | 1 |
| Total | 104 | 88 | Theft - Pocket-picking | 0 | 0 | 0 | 0 |
| Group B Arrests | | | Theft - Purse Snatching | 0 | 0 | 0 | 0 |
| Offense | Adult | Juvenile | Theft - Shoplifting | 12 | 6 | 4 | 0 |
| Bad Checks | 0 | 0 | Theft From Building | 23 | 2 | 2 | 0 |
| Curfew/Vagrancy | 0 | 0 | Theft From Coin Machine | 0 | 0 | 0 | 0 |
| Disorderly Conduct | 16 | 0 | Theft From Motor Vehicle | 52 | 3 | 3 | 0 |
| DUI | 19 | 0 | Theft of Motor Vehicle Parts | 5 | 2 | 0 | 0 |
| Drunkenness | 23 | 0 | Theft - All Other Larceny | 171 | 17 | 11 | 1 |
| Family-Non Violent | 3 | 0 | Motor Vehicle Theft | 68 | 25 | 21 | 0 |
| Liquor Law Violations | 3 | 1 | Stolen Property Offenses | 0 | 0 | 0 | 0 |
| Peeping Tom | 0 | 0 | | | | | |
| Runaway | 0 | 0 | | | | | |
| Trespass | 8 | 0 | | | | | |
| All Other Offenses | 588 | 19 | | | | | |
| Total Group B | 660 | 20 | | | | | |

(*) Offenses are counted using the FBI Units of Count for Crime

(**) The 'Arrests' column shows arrests made for incidents during the selected period, regardless of arrest date. Arrest counts for the same period may change over time.

Polk County Sheriff's Office - NIBRS Agency Crime Overview - 2018

| Crimes Against Society | | | | |
|------------------------------------|------------|------------|------------|-----------|
| Animal Cruelty | 1 | 0 | 0 | 0 |
| Drug/Narcotic Violations | 161 | 148 | 130 | 5 |
| Drug/Narcotic Equipment Violations | 146 | 132 | 50 | 1 |
| Gambling - Betting/Wagering | 0 | 0 | 0 | 0 |
| Gambling - Operating/Promoting | 0 | 0 | 0 | 0 |
| Gambling - Equipment Violations | 0 | 0 | 0 | 0 |
| Gambling - Sports Tampering | 0 | 0 | 0 | 0 |
| Pornography/Obscene Material | 0 | 0 | 0 | 0 |
| Prostitution | 0 | 0 | 0 | 0 |
| Prostitution Assisting/Promoting | 0 | 0 | 0 | 0 |
| Purchasing Prostitution | 0 | 0 | 0 | 0 |
| Weapon Law Violations | 19 | 13 | 5 | 0 |
| Total Group A Offenses | 997 | 525 | 347 | 13 |

(*) Offenses are counted using the FBI Units of Count for Crime

(**) The 'Arrests' column shows arrests made for incidents during the selected period, regardless of arrest date. Arrest counts for the same period may change over time.

Putnam County Sheriff's Office - NIBRS Agency Crime Overview - 2018

| 2017 Population Estimate | N/A | Offenses (*) | | Arrests (**) | | | |
|---------------------------------------|-----------------|----------------------------------|-----------------------------------|--------------|----------|----|---|
| | | Reported | Cleared | Adult | Juvenile | | |
| Offense Overview | | Group A Offenses | | | | | |
| Crimes Against Persons | | Crimes Against Persons | | | | | |
| Offense Total | 1,878 | Murder | 0 | 0 | 0 | 0 | |
| Number Cleared | 562 | Negligent Manslaughter | 0 | 0 | 0 | 0 | |
| Percent Cleared | 29.93 % | Negligent Vehicular Manslaughter | 0 | 0 | 0 | 0 | |
| Group A Crimes per 100,000 population | N/A | Kidnapping/Abduction | 8 | 1 | 2 | 0 | |
| | | Forcible Rape | 16 | 0 | 0 | 0 | |
| | | Forcible Sodomy | 2 | 0 | 0 | 0 | |
| | | Sexual Assault W/Object | 2 | 0 | 0 | 0 | |
| Arrest Overview | | Forcible Fondling | 30 | 0 | 0 | 0 | |
| Total Arrests | 2,276 | Incest | 0 | 0 | 0 | 0 | |
| Adult Arrests | 2,246 | Statutory Rape | 4 | 0 | 0 | 0 | |
| Juvenile Arrests | 30 | Aggravated Assault | 104 | 76 | 64 | 4 | |
| Unknown Age | 0 | Simple Assault | 184 | 94 | 77 | 1 | |
| Arrests per 100,000 population | N/A | Intimidation | 92 | 22 | 10 | 1 | |
| | | Stalking | 7 | 4 | 3 | 0 | |
| | | Commercial Sex Acts | 0 | 0 | 0 | 0 | |
| Average number offenses/incident | 1.15 | Involuntary Servitude | 0 | 0 | 0 | 0 | |
| Domestic Violence Victims | | Crimes Against Property | | | | | |
| Offense | Reported | Cleared | | | | | |
| Murder | 0 | 0 | Arson | 7 | 2 | 4 | 0 |
| Aggravated Assault | 39 | 36 | Bribery | 0 | 0 | 0 | 0 |
| Simple Assault | 107 | 77 | Burglary | 161 | 10 | 10 | 1 |
| Intimidation | 19 | 13 | Counterfeiting/Forgery | 23 | 6 | 10 | 0 |
| Stalking | 0 | 0 | Destruction/Damage/Vandalism | 191 | 13 | 5 | 1 |
| Forcible Rape | 3 | 0 | Embezzlement | 8 | 1 | 2 | 0 |
| Forcible Sodomy | 0 | 0 | Extortion/Blackmail | 2 | 0 | 0 | 0 |
| Sexual Assault W/Object | 0 | 0 | Fraud - False Pretenses | 20 | 1 | 1 | 0 |
| Forcible Fondling | 3 | 0 | Fraud - Credit Card/ATM | 30 | 0 | 0 | 0 |
| Incest | 0 | 0 | Fraud - Impersonation | 10 | 0 | 1 | 0 |
| Statutory Rape | 0 | 0 | Fraud - Welfare | 0 | 0 | 0 | 0 |
| Kidnapping/Abduction | 3 | 1 | Fraud - Wire | 5 | 0 | 0 | 0 |
| Commercial Sex Acts | 0 | 0 | Fraud - Identity Theft | 1 | 0 | 3 | 0 |
| Involuntary Servitude | 0 | 0 | Fraud - Computer Hacking/Invasion | 1 | 0 | 0 | 0 |
| Total | 174 | 127 | Robbery | 3 | 1 | 1 | 0 |
| | | | Theft - Pocket-picking | 0 | 0 | 0 | 0 |
| Group B Arrests | | | Theft - Purse Snatching | 1 | 0 | 0 | 0 |
| Offense | Adult | Juvenile | Theft - Shoplifting | 1 | 0 | 0 | 0 |
| Bad Checks | 10 | 0 | Theft From Building | 42 | 1 | 0 | 0 |
| Curfew/Vagrancy | 0 | 1 | Theft From Coin Machine | 1 | 0 | 0 | 0 |
| Disorderly Conduct | 6 | 1 | Theft From Motor Vehicle | 38 | 1 | 0 | 0 |
| DUI | 52 | 0 | Theft of Motor Vehicle Parts | 3 | 0 | 1 | 0 |
| Drunkenness | 63 | 0 | Theft - All Other Larceny | 301 | 17 | 10 | 1 |
| Family-Non Violent | 0 | 0 | Motor Vehicle Theft | 94 | 15 | 9 | 2 |
| Liquor Law Violations | 2 | 0 | Stolen Property Offenses | 15 | 3 | 4 | 1 |
| Peeping Tom | 0 | 0 | | | | | |
| Runaway | 0 | 0 | | | | | |
| Trespass | 9 | 0 | | | | | |
| All Other Offenses | 1,705 | 9 | | | | | |
| Total Group B | 1,847 | 11 | | | | | |

(*) Offenses are counted using the FBI Units of Count for Crime

(**) The 'Arrests' column shows arrests made for incidents during the selected period, regardless of arrest date. Arrest counts for the same period may change over time.

This report is valid as of May 06, 2019 and is subject to change

Putnam County Sheriff's Office - NIBRS Agency Crime Overview - 2018

| Crimes Against Society | | | | |
|------------------------------------|--------------|------------|------------|-----------|
| Animal Cruelty | 0 | 0 | 0 | 0 |
| Drug/Narcotic Violations | 303 | 172 | 154 | 3 |
| Drug/Narcotic Equipment Violations | 137 | 103 | 26 | 3 |
| Gambling - Betting/Wagering | 0 | 0 | 0 | 0 |
| Gambling - Operating/Promoting | 0 | 0 | 0 | 0 |
| Gambling - Equipment Violations | 0 | 0 | 0 | 0 |
| Gambling - Sports Tampering | 0 | 0 | 0 | 0 |
| Pornography/Obscene Material | 5 | 0 | 0 | 0 |
| Prostitution | 0 | 0 | 0 | 0 |
| Prostitution Assisting/Promoting | 0 | 0 | 0 | 0 |
| Purchasing Prostitution | 0 | 0 | 0 | 0 |
| Weapon Law Violations | 26 | 19 | 2 | 1 |
| Total Group A Offenses | 1,878 | 562 | 399 | 19 |

(*) Offenses are counted using the FBI Units of Count for Crime

(**) The 'Arrests' column shows arrests made for incidents during the selected period, regardless of arrest date. Arrest counts for the same period may change over time.

Rhea County Sheriff's Office - NIBRS Agency Crime Overview - 2018

| 2017 Population Estimate | N/A | Offenses (*) | | Arrests (**) | | | |
|---------------------------------------|-----------------|----------------------------------|-----------------------------------|--------------|----------|---|---|
| | | Reported | Cleared | Adult | Juvenile | | |
| Offense Overview | | Group A Offenses | | | | | |
| Crimes Against Persons | | Crimes Against Persons | | | | | |
| Offense Total | 934 | Murder | 0 | 0 | 0 | 0 | |
| Number Cleared | 529 | Negligent Manslaughter | 0 | 0 | 0 | 0 | |
| Percent Cleared | 56.64 % | Negligent Vehicular Manslaughter | 0 | 0 | 0 | 0 | |
| Group A Crimes per 100,000 population | N/A | Kidnapping/Abduction | 4 | 4 | 3 | 0 | |
| | | Forcible Rape | 3 | 1 | 1 | 0 | |
| | | Forcible Sodomy | 0 | 0 | 0 | 0 | |
| | | Sexual Assault W/Object | 0 | 0 | 0 | 0 | |
| Arrest Overview | | Forcible Fondling | 7 | 4 | 4 | 0 | |
| Total Arrests | 1,081 | Incest | 2 | 2 | 1 | 0 | |
| Adult Arrests | 1,035 | Statutory Rape | 0 | 0 | 0 | 0 | |
| Juvenile Arrests | 46 | Aggravated Assault | 61 | 41 | 35 | 0 | |
| Unknown Age | 0 | Simple Assault | 138 | 94 | 68 | 7 | |
| Arrests per 100,000 population | N/A | Intimidation | 32 | 8 | 5 | 1 | |
| | | Stalking | 2 | 0 | 0 | 0 | |
| | | Commercial Sex Acts | 0 | 0 | 0 | 0 | |
| Average number offenses/incident | 1.31 | Involuntary Servitude | 0 | 0 | 0 | 0 | |
| Domestic Violence Victims | | Crimes Against Property | | | | | |
| Offense | Reported | Cleared | | | | | |
| Murder | 0 | 0 | Arson | 1 | 0 | 0 | 0 |
| Aggravated Assault | 42 | 31 | Bribery | 0 | 0 | 0 | 0 |
| Simple Assault | 101 | 71 | Burglary | 51 | 7 | 8 | 0 |
| Intimidation | 19 | 5 | Counterfeiting/Forgery | 1 | 1 | 1 | 0 |
| Stalking | 1 | 0 | Destruction/Damage/Vandalism | 79 | 23 | 5 | 5 |
| Forcible Rape | 3 | 1 | Embezzlement | 0 | 0 | 0 | 0 |
| Forcible Sodomy | 0 | 0 | Extortion/Blackmail | 0 | 0 | 0 | 0 |
| Sexual Assault W/Object | 0 | 0 | Fraud - False Pretenses | 11 | 2 | 2 | 0 |
| Forcible Fondling | 4 | 3 | Fraud - Credit Card/ATM | 0 | 0 | 0 | 0 |
| Incest | 2 | 2 | Fraud - Impersonation | 8 | 1 | 1 | 0 |
| Statutory Rape | 0 | 0 | Fraud - Welfare | 0 | 0 | 0 | 0 |
| Kidnapping/Abduction | 3 | 3 | Fraud - Wire | 7 | 1 | 1 | 0 |
| Commercial Sex Acts | 0 | 0 | Fraud - Identity Theft | 2 | 0 | 0 | 0 |
| Involuntary Servitude | 0 | 0 | Fraud - Computer Hacking/Invasion | 0 | 0 | 0 | 0 |
| Total | 175 | 116 | Robbery | 6 | 2 | 3 | 0 |
| | | | Theft - Pocket-picking | 0 | 0 | 0 | 0 |
| Group B Arrests | | | Theft - Purse Snatching | 0 | 0 | 0 | 0 |
| Offense | Adult | Juvenile | Theft - Shoplifting | 1 | 0 | 0 | 0 |
| Bad Checks | 3 | 0 | Theft From Building | 48 | 5 | 4 | 0 |
| Curfew/Vagrancy | 0 | 0 | Theft From Coin Machine | 0 | 0 | 0 | 0 |
| Disorderly Conduct | 29 | 17 | Theft From Motor Vehicle | 27 | 2 | 2 | 0 |
| DUI | 52 | 1 | Theft of Motor Vehicle Parts | 17 | 1 | 0 | 0 |
| Drunkenness | 60 | 1 | Theft - All Other Larceny | 73 | 7 | 7 | 0 |
| Family-Non Violent | 8 | 0 | Motor Vehicle Theft | 32 | 6 | 3 | 0 |
| Liquor Law Violations | 0 | 6 | Stolen Property Offenses | 8 | 8 | 3 | 1 |
| Peeping Tom | 0 | 0 | | | | | |
| Runaway | 0 | 0 | | | | | |
| Trespass | 14 | 0 | | | | | |
| All Other Offenses | 472 | 4 | | | | | |
| Total Group B | 638 | 29 | | | | | |

(*) Offenses are counted using the FBI Units of Count for Crime

(**) The 'Arrests' column shows arrests made for incidents during the selected period, regardless of arrest date. Arrest counts for the same period may change over time.

This report is valid as of May 06, 2019 and is subject to change

Rhea County Sheriff's Office - NIBRS Agency Crime Overview - 2018

| Crimes Against Society | | | | |
|------------------------------------|------------|------------|------------|-----------|
| Animal Cruelty | 1 | 0 | 0 | 0 |
| Drug/Narcotic Violations | 153 | 153 | 184 | 2 |
| Drug/Narcotic Equipment Violations | 139 | 138 | 47 | 0 |
| Gambling - Betting/Wagering | 0 | 0 | 0 | 0 |
| Gambling - Operating/Promoting | 0 | 0 | 0 | 0 |
| Gambling - Equipment Violations | 0 | 0 | 0 | 0 |
| Gambling - Sports Tampering | 0 | 0 | 0 | 0 |
| Pornography/Obscene Material | 2 | 1 | 0 | 1 |
| Prostitution | 0 | 0 | 0 | 0 |
| Prostitution Assisting/Promoting | 0 | 0 | 0 | 0 |
| Purchasing Prostitution | 0 | 0 | 0 | 0 |
| Weapon Law Violations | 18 | 17 | 9 | 0 |
| Total Group A Offenses | 934 | 529 | 397 | 17 |

(*) Offenses are counted using the FBI Units of Count for Crime

(**) The 'Arrests' column shows arrests made for incidents during the selected period, regardless of arrest date. Arrest counts for the same period may change over time.

Roane County Sheriff's Office - NIBRS Agency Crime Overview - 2018

| 2017 Population Estimate | N/A | Offenses (*) | | Arrests (**) | | | |
|---------------------------------------|-----------------|----------------------------------|-----------------------------------|--------------|----------|----|---|
| | | Reported | Cleared | Adult | Juvenile | | |
| Offense Overview | | Group A Offenses | | | | | |
| Crimes Against Persons | | Crimes Against Persons | | | | | |
| Offense Total | 1,009 | Murder | 0 | 0 | 0 | 0 | |
| Number Cleared | 455 | Negligent Manslaughter | 0 | 0 | 0 | 0 | |
| Percent Cleared | 45.09 % | Negligent Vehicular Manslaughter | 0 | 0 | 0 | 0 | |
| Group A Crimes per 100,000 population | N/A | Kidnapping/Abduction | 10 | 8 | 1 | 0 | |
| | | Forcible Rape | 6 | 3 | 1 | 1 | |
| | | Forcible Sodomy | 0 | 0 | 0 | 0 | |
| | | Sexual Assault W/Object | 0 | 0 | 0 | 0 | |
| Arrest Overview | | Forcible Fondling | 4 | 2 | 2 | 0 | |
| Total Arrests | 2,080 | Incest | 0 | 0 | 0 | 0 | |
| Adult Arrests | 2,040 | Statutory Rape | 1 | 0 | 0 | 0 | |
| Juvenile Arrests | 40 | Aggravated Assault | 41 | 32 | 23 | 0 | |
| Unknown Age | 0 | Simple Assault | 223 | 147 | 123 | 4 | |
| Arrests per 100,000 population | N/A | Intimidation | 26 | 5 | 1 | 3 | |
| | | Stalking | 8 | 3 | 2 | 0 | |
| | | Commercial Sex Acts | 0 | 0 | 0 | 0 | |
| Average number offenses/incident | 1.24 | Involuntary Servitude | 0 | 0 | 0 | 0 | |
| Domestic Violence Victims | | Crimes Against Property | | | | | |
| Offense | Reported | Cleared | | | | | |
| Murder | 0 | 0 | Arson | 1 | 1 | 1 | 0 |
| Aggravated Assault | 21 | 17 | Bribery | 0 | 0 | 0 | 0 |
| Simple Assault | 146 | 117 | Burglary | 101 | 16 | 10 | 2 |
| Intimidation | 3 | 1 | Counterfeiting/Forgery | 3 | 1 | 1 | 0 |
| Stalking | 2 | 1 | Destruction/Damage/Vandalism | 88 | 27 | 12 | 0 |
| Forcible Rape | 2 | 1 | Embezzlement | 0 | 0 | 0 | 0 |
| Forcible Sodomy | 0 | 0 | Extortion/Blackmail | 0 | 0 | 0 | 0 |
| Sexual Assault W/Object | 0 | 0 | Fraud - False Pretenses | 3 | 2 | 3 | 0 |
| Forcible Fondling | 1 | 0 | Fraud - Credit Card/ATM | 5 | 2 | 1 | 0 |
| Incest | 0 | 0 | Fraud - Impersonation | 4 | 0 | 0 | 0 |
| Statutory Rape | 0 | 0 | Fraud - Welfare | 0 | 0 | 0 | 0 |
| Kidnapping/Abduction | 9 | 7 | Fraud - Wire | 0 | 0 | 0 | 0 |
| Commercial Sex Acts | 0 | 0 | Fraud - Identity Theft | 0 | 0 | 0 | 0 |
| Involuntary Servitude | 0 | 0 | Fraud - Computer Hacking/Invasion | 0 | 0 | 0 | 0 |
| Total | 184 | 144 | Robbery | 2 | 1 | 2 | 0 |
| | | | Theft - Pocket-picking | 0 | 0 | 0 | 0 |
| Group B Arrests | | | Theft - Purse Snatching | 0 | 0 | 0 | 0 |
| Offense | Adult | Juvenile | Theft - Shoplifting | 3 | 1 | 0 | 0 |
| Bad Checks | 0 | 0 | Theft From Building | 89 | 20 | 9 | 3 |
| Curfew/Vagrancy | 0 | 0 | Theft From Coin Machine | 0 | 0 | 0 | 0 |
| Disorderly Conduct | 5 | 2 | Theft From Motor Vehicle | 30 | 2 | 0 | 0 |
| DUI | 32 | 0 | Theft of Motor Vehicle Parts | 2 | 0 | 0 | 0 |
| Drunkenness | 45 | 0 | Theft - All Other Larceny | 88 | 12 | 8 | 0 |
| Family-Non Violent | 204 | 0 | Motor Vehicle Theft | 59 | 17 | 11 | 5 |
| Liquor Law Violations | 9 | 0 | Stolen Property Offenses | 0 | 0 | 0 | 0 |
| Peeping Tom | 0 | 0 | | | | | |
| Runaway | 0 | 0 | | | | | |
| Trespass | 12 | 3 | | | | | |
| All Other Offenses | 1,407 | 11 | | | | | |
| Total Group B | 1,714 | 16 | | | | | |

(*) Offenses are counted using the FBI Units of Count for Crime

(**) The 'Arrests' column shows arrests made for incidents during the selected period, regardless of arrest date. Arrest counts for the same period may change over time.

This report is valid as of May 06, 2019 and is subject to change

Roane County Sheriff's Office - NIBRS Agency Crime Overview - 2018

| Crimes Against Society | | | | |
|------------------------------------|--------------|------------|------------|-----------|
| Animal Cruelty | 0 | 0 | 0 | 0 |
| Drug/Narcotic Violations | 127 | 97 | 92 | 4 |
| Drug/Narcotic Equipment Violations | 63 | 38 | 18 | 0 |
| Gambling - Betting/Wagering | 0 | 0 | 0 | 0 |
| Gambling - Operating/Promoting | 1 | 1 | 1 | 0 |
| Gambling - Equipment Violations | 0 | 0 | 0 | 0 |
| Gambling - Sports Tampering | 0 | 0 | 0 | 0 |
| Pornography/Obscene Material | 2 | 1 | 1 | 0 |
| Prostitution | 0 | 0 | 0 | 0 |
| Prostitution Assisting/Promoting | 0 | 0 | 0 | 0 |
| Purchasing Prostitution | 0 | 0 | 0 | 0 |
| Weapon Law Violations | 19 | 16 | 3 | 2 |
| Total Group A Offenses | 1,009 | 455 | 326 | 24 |

(*) Offenses are counted using the FBI Units of Count for Crime

(**) The 'Arrests' column shows arrests made for incidents during the selected period, regardless of arrest date. Arrest counts for the same period may change over time.

Robertson County Sheriff's Office - NIBRS Agency Crime Overview - 2018

| 2017 Population Estimate | N/A | Offenses (*) | | Arrests (**) | | | |
|---------------------------------------|-----------------|----------------------------------|-----------------------------------|--------------|----------|----|---|
| | | Reported | Cleared | Adult | Juvenile | | |
| Offense Overview | | Group A Offenses | | | | | |
| | | Crimes Against Persons | | | | | |
| Offense Total | 1,079 | Murder | 2 | 2 | 6 | 0 | |
| Number Cleared | 816 | Negligent Manslaughter | 0 | 0 | 0 | 0 | |
| Percent Cleared | 75.63 % | Negligent Vehicular Manslaughter | 0 | 0 | 0 | 0 | |
| Group A Crimes per 100,000 population | N/A | Kidnapping/Abduction | 6 | 6 | 6 | 0 | |
| | | Forcible Rape | 2 | 2 | 0 | 1 | |
| | | Forcible Sodomy | 3 | 3 | 1 | 1 | |
| | | Sexual Assault W/Object | 0 | 0 | 0 | 0 | |
| Arrest Overview | | Forcible Fondling | 6 | 3 | 2 | 1 | |
| Total Arrests | 885 | Incest | 0 | 0 | 0 | 0 | |
| Adult Arrests | 754 | Statutory Rape | 1 | 1 | 1 | 0 | |
| Juvenile Arrests | 131 | Aggravated Assault | 66 | 63 | 48 | 2 | |
| Unknown Age | 0 | Simple Assault | 180 | 163 | 77 | 21 | |
| Arrests per 100,000 population | N/A | Intimidation | 9 | 8 | 6 | 2 | |
| | | Stalking | 4 | 4 | 3 | 0 | |
| | | Commercial Sex Acts | 0 | 0 | 0 | 0 | |
| Average number offenses/incident | 1.25 | Involuntary Servitude | 0 | 0 | 0 | 0 | |
| Domestic Violence Victims | | Crimes Against Property | | | | | |
| Offense | Reported | Cleared | | | | | |
| Murder | 0 | 0 | Arson | 2 | 1 | 0 | 1 |
| Aggravated Assault | 34 | 32 | Bribery | 0 | 0 | 0 | 0 |
| Simple Assault | 105 | 99 | Burglary | 58 | 25 | 23 | 0 |
| Intimidation | 0 | 0 | Counterfeiting/Forgery | 7 | 6 | 4 | 0 |
| Stalking | 1 | 1 | Destruction/Damage/Vandalism | 65 | 27 | 11 | 1 |
| Forcible Rape | 1 | 1 | Embezzlement | 0 | 0 | 0 | 0 |
| Forcible Sodomy | 0 | 0 | Extortion/Blackmail | 0 | 0 | 1 | 0 |
| Sexual Assault W/Object | 0 | 0 | Fraud - False Pretenses | 1 | 1 | 1 | 0 |
| Forcible Fondling | 0 | 0 | Fraud - Credit Card/ATM | 6 | 3 | 2 | 0 |
| Incest | 0 | 0 | Fraud - Impersonation | 9 | 8 | 9 | 2 |
| Statutory Rape | 0 | 0 | Fraud - Welfare | 0 | 0 | 0 | 0 |
| Kidnapping/Abduction | 3 | 3 | Fraud - Wire | 0 | 0 | 0 | 0 |
| Commercial Sex Acts | 0 | 0 | Fraud - Identity Theft | 0 | 0 | 0 | 0 |
| Involuntary Servitude | 0 | 0 | Fraud - Computer Hacking/Invasion | 0 | 0 | 0 | 0 |
| Total | 144 | 136 | Robbery | 6 | 3 | 2 | 0 |
| | | | Theft - Pocket-picking | 1 | 1 | 0 | 0 |
| | | | Theft - Purse Snatching | 0 | 0 | 0 | 0 |
| Group B Arrests | | | Theft - Shoplifting | 12 | 9 | 7 | 1 |
| Offense | Adult | Juvenile | Theft From Building | 25 | 8 | 3 | 0 |
| Bad Checks | 1 | 0 | Theft From Coin Machine | 0 | 0 | 0 | 0 |
| Curfew/Vagrancy | 0 | 1 | Theft From Motor Vehicle | 19 | 5 | 2 | 0 |
| Disorderly Conduct | 6 | 9 | Theft of Motor Vehicle Parts | 5 | 3 | 3 | 0 |
| DUI | 75 | 1 | Theft - All Other Larceny | 117 | 53 | 30 | 4 |
| Drunkenness | 17 | 8 | Motor Vehicle Theft | 28 | 15 | 6 | 0 |
| Family-Non Violent | 3 | 1 | Stolen Property Offenses | 5 | 3 | 6 | 0 |
| Liquor Law Violations | 4 | 8 | | | | | |
| Peeping Tom | 0 | 0 | | | | | |
| Runaway | 0 | 0 | | | | | |
| Trespass | 3 | 0 | | | | | |
| All Other Offenses | 112 | 28 | | | | | |
| Total Group B | 221 | 56 | | | | | |

(*) Offenses are counted using the FBI Units of Count for Crime

(**) The 'Arrests' column shows arrests made for incidents during the selected period, regardless of arrest date. Arrest counts for the same period may change over time.

This report is valid as of May 06, 2019 and is subject to change

Robertson County Sheriff's Office - NIBRS Agency Crime Overview - 2018

| Crimes Against Society | | | | |
|------------------------------------|--------------|------------|------------|-----------|
| Animal Cruelty | 1 | 1 | 1 | 0 |
| Drug/Narcotic Violations | 263 | 222 | 207 | 31 |
| Drug/Narcotic Equipment Violations | 139 | 138 | 58 | 4 |
| Gambling - Betting/Wagering | 0 | 0 | 0 | 0 |
| Gambling - Operating/Promoting | 0 | 0 | 0 | 0 |
| Gambling - Equipment Violations | 0 | 0 | 0 | 0 |
| Gambling - Sports Tampering | 0 | 0 | 0 | 0 |
| Pornography/Obscene Material | 2 | 1 | 0 | 0 |
| Prostitution | 0 | 0 | 0 | 0 |
| Prostitution Assisting/Promoting | 0 | 0 | 0 | 0 |
| Purchasing Prostitution | 0 | 0 | 0 | 0 |
| Weapon Law Violations | 29 | 28 | 7 | 3 |
| Total Group A Offenses | 1,079 | 816 | 533 | 75 |

(*) Offenses are counted using the FBI Units of Count for Crime

(**) The 'Arrests' column shows arrests made for incidents during the selected period, regardless of arrest date. Arrest counts for the same period may change over time.

Rutherford County Sheriff's Office - NIBRS Agency Crime Overview - 2018

| 2017 Population Estimate | N/A | Offenses (*) | | Arrests (**) | | | |
|---------------------------------------|-----------------|----------------------------------|-----------------------------------|--------------|----------|----|---|
| | | Reported | Cleared | Adult | Juvenile | | |
| Offense Overview | | Group A Offenses | | | | | |
| | | Crimes Against Persons | | | | | |
| Offense Total | 2,194 | Murder | 6 | 5 | 1 | 0 | |
| Number Cleared | 592 | Negligent Manslaughter | 0 | 0 | 0 | 0 | |
| Percent Cleared | 26.98 % | Negligent Vehicular Manslaughter | 0 | 0 | 0 | 0 | |
| Group A Crimes per 100,000 population | N/A | Kidnapping/Abduction | 0 | 0 | 0 | 0 | |
| | | Forcible Rape | 16 | 1 | 0 | 0 | |
| | | Forcible Sodomy | 0 | 0 | 0 | 0 | |
| | | Sexual Assault W/Object | 1 | 0 | 0 | 0 | |
| Arrest Overview | | Forcible Fondling | 39 | 2 | 0 | 1 | |
| Total Arrests | 6,900 | Incest | 0 | 0 | 0 | 0 | |
| Adult Arrests | 6,694 | Statutory Rape | 3 | 0 | 0 | 0 | |
| Juvenile Arrests | 206 | Aggravated Assault | 161 | 61 | 44 | 0 | |
| Unknown Age | 0 | Simple Assault | 601 | 223 | 131 | 40 | |
| Arrests per 100,000 population | N/A | Intimidation | 96 | 12 | 7 | 0 | |
| | | Stalking | 11 | 0 | 0 | 0 | |
| | | Commercial Sex Acts | 0 | 0 | 0 | 0 | |
| Average number offenses/incident | 1.11 | Involuntary Servitude | 0 | 0 | 0 | 0 | |
| Domestic Violence Victims | | Crimes Against Property | | | | | |
| Offense | Reported | Cleared | | | | | |
| Murder | 5 | 5 | Arson | 7 | 1 | 2 | 0 |
| Aggravated Assault | 69 | 39 | Bribery | 0 | 0 | 0 | 0 |
| Simple Assault | 404 | 175 | Burglary | 99 | 6 | 6 | 1 |
| Intimidation | 35 | 9 | Counterfeiting/Forgery | 11 | 3 | 3 | 0 |
| Stalking | 6 | 0 | Destruction/Damage/Vandalism | 129 | 16 | 8 | 4 |
| Forcible Rape | 2 | 0 | Embezzlement | 1 | 0 | 0 | 0 |
| Forcible Sodomy | 0 | 0 | Extortion/Blackmail | 2 | 0 | 0 | 0 |
| Sexual Assault W/Object | 0 | 0 | Fraud - False Pretenses | 39 | 2 | 2 | 0 |
| Forcible Fondling | 9 | 0 | Fraud - Credit Card/ATM | 132 | 1 | 1 | 0 |
| Incest | 0 | 0 | Fraud - Impersonation | 2 | 0 | 0 | 0 |
| Statutory Rape | 2 | 0 | Fraud - Welfare | 0 | 0 | 0 | 0 |
| Kidnapping/Abduction | 0 | 0 | Fraud - Wire | 8 | 0 | 0 | 0 |
| Commercial Sex Acts | 0 | 0 | Fraud - Identity Theft | 0 | 0 | 0 | 0 |
| Involuntary Servitude | 0 | 0 | Fraud - Computer Hacking/Invasion | 0 | 0 | 0 | 0 |
| Total | 532 | 228 | Robbery | 7 | 2 | 2 | 0 |
| | | | Theft - Pocket-picking | 0 | 0 | 0 | 0 |
| Group B Arrests | | | Theft - Purse Snatching | 0 | 0 | 0 | 0 |
| Offense | Adult | Juvenile | Theft - Shoplifting | 35 | 21 | 17 | 4 |
| Bad Checks | 6 | 0 | Theft From Building | 106 | 6 | 3 | 2 |
| Curfew/Vagrancy | 0 | 0 | Theft From Coin Machine | 0 | 0 | 0 | 0 |
| Disorderly Conduct | 5 | 23 | Theft From Motor Vehicle | 111 | 1 | 1 | 0 |
| DUI | 339 | 2 | Theft of Motor Vehicle Parts | 34 | 3 | 3 | 0 |
| Drunkenness | 32 | 2 | Theft - All Other Larceny | 170 | 7 | 8 | 0 |
| Family-Non Violent | 1 | 1 | Motor Vehicle Theft | 0 | 0 | 0 | 0 |
| Liquor Law Violations | 7 | 2 | Stolen Property Offenses | 2 | 1 | 1 | 0 |
| Peeping Tom | 0 | 0 | | | | | |
| Runaway | 0 | 0 | | | | | |
| Trespass | 5 | 1 | | | | | |
| All Other Offenses | 5,883 | 81 | | | | | |
| Total Group B | 6,278 | 112 | | | | | |

(*) Offenses are counted using the FBI Units of Count for Crime

(**) The 'Arrests' column shows arrests made for incidents during the selected period, regardless of arrest date. Arrest counts for the same period may change over time.

This report is valid as of May 06, 2019 and is subject to change

Rutherford County Sheriff's Office - NIBRS Agency Crime Overview - 2018

| Crimes Against Society | | | | |
|------------------------------------|--------------|------------|------------|-----------|
| Animal Cruelty | 0 | 0 | 0 | 0 |
| Drug/Narcotic Violations | 251 | 171 | 134 | 40 |
| Drug/Narcotic Equipment Violations | 0 | 0 | 0 | 0 |
| Gambling - Betting/Wagering | 0 | 0 | 0 | 0 |
| Gambling - Operating/Promoting | 0 | 0 | 0 | 0 |
| Gambling - Equipment Violations | 0 | 0 | 0 | 0 |
| Gambling - Sports Tampering | 0 | 0 | 0 | 0 |
| Pornography/Obscene Material | 14 | 0 | 0 | 0 |
| Prostitution | 0 | 0 | 0 | 0 |
| Prostitution Assisting/Promoting | 0 | 0 | 0 | 0 |
| Purchasing Prostitution | 0 | 0 | 0 | 0 |
| Weapon Law Violations | 100 | 47 | 42 | 2 |
| Total Group A Offenses | 2,194 | 592 | 416 | 94 |

(*) Offenses are counted using the FBI Units of Count for Crime

(**) The 'Arrests' column shows arrests made for incidents during the selected period, regardless of arrest date. Arrest counts for the same period may change over time.

Scott County Sheriff's Office - NIBRS Agency Crime Overview - 2018

| 2017 Population Estimate | N/A | Offenses (*) | | Arrests (**) | | | |
|---------------------------------------|-----------------|----------------------------------|-----------------------------------|--------------|----------|----|---|
| | | Reported | Cleared | Adult | Juvenile | | |
| Offense Overview | | Group A Offenses | | | | | |
| Crimes Against Persons | | Crimes Against Persons | | | | | |
| Offense Total | 484 | Murder | 0 | 0 | 0 | 0 | |
| Number Cleared | 310 | Negligent Manslaughter | 0 | 0 | 0 | 0 | |
| Percent Cleared | 64.05 % | Negligent Vehicular Manslaughter | 0 | 0 | 0 | 0 | |
| Group A Crimes per 100,000 population | N/A | Kidnapping/Abduction | 1 | 1 | 0 | 0 | |
| | | Forcible Rape | 0 | 0 | 0 | 0 | |
| | | Forcible Sodomy | 0 | 0 | 0 | 0 | |
| | | Sexual Assault W/Object | 0 | 0 | 0 | 0 | |
| | | Forcible Fondling | 0 | 0 | 0 | 0 | |
| Arrest Overview | | Incest | 0 | 0 | 0 | 0 | |
| Total Arrests | 1,008 | Statutory Rape | 2 | 2 | 2 | 0 | |
| Adult Arrests | 971 | Aggravated Assault | 40 | 38 | 28 | 0 | |
| Juvenile Arrests | 37 | Simple Assault | 50 | 44 | 40 | 2 | |
| Unknown Age | 0 | Intimidation | 13 | 8 | 4 | 1 | |
| Arrests per 100,000 population | N/A | Stalking | 2 | 2 | 2 | 0 | |
| | | Commercial Sex Acts | 0 | 0 | 0 | 0 | |
| Average number offenses/incident | 1.26 | Involuntary Servitude | 0 | 0 | 0 | 0 | |
| Domestic Violence Victims | | Crimes Against Property | | | | | |
| Offense | Reported | Cleared | | | | | |
| Murder | 0 | 0 | Arson | 0 | 0 | 0 | 0 |
| Aggravated Assault | 21 | 21 | Bribery | 0 | 0 | 0 | 0 |
| Simple Assault | 27 | 23 | Burglary | 46 | 10 | 10 | 0 |
| Intimidation | 7 | 5 | Counterfeiting/Forgery | 5 | 2 | 1 | 0 |
| Stalking | 1 | 1 | Destruction/Damage/Vandalism | 31 | 8 | 6 | 0 |
| Forcible Rape | 0 | 0 | Embezzlement | 1 | 0 | 0 | 0 |
| Forcible Sodomy | 0 | 0 | Extortion/Blackmail | 0 | 0 | 0 | 0 |
| Sexual Assault W/Object | 0 | 0 | Fraud - False Pretenses | 1 | 1 | 1 | 0 |
| Forcible Fondling | 0 | 0 | Fraud - Credit Card/ATM | 1 | 1 | 1 | 0 |
| Incest | 0 | 0 | Fraud - Impersonation | 1 | 1 | 0 | 0 |
| Statutory Rape | 0 | 0 | Fraud - Welfare | 0 | 0 | 0 | 0 |
| Kidnapping/Abduction | 1 | 1 | Fraud - Wire | 0 | 0 | 0 | 0 |
| Commercial Sex Acts | 0 | 0 | Fraud - Identity Theft | 0 | 0 | 0 | 0 |
| Involuntary Servitude | 0 | 0 | Fraud - Computer Hacking/Invasion | 0 | 0 | 0 | 0 |
| Total | 57 | 51 | Robbery | 0 | 0 | 0 | 0 |
| | | | Theft - Pocket-picking | 2 | 0 | 0 | 0 |
| | | | Theft - Purse Snatching | 0 | 0 | 0 | 0 |
| | | | Theft - Shoplifting | 0 | 0 | 0 | 0 |
| Group B Arrests | | | Theft From Building | 30 | 6 | 4 | 0 |
| Offense | Adult | Juvenile | Theft From Coin Machine | 1 | 0 | 0 | 0 |
| Bad Checks | 3 | 0 | Theft From Motor Vehicle | 14 | 2 | 2 | 0 |
| Curfew/Vagrancy | 0 | 0 | Theft of Motor Vehicle Parts | 3 | 0 | 0 | 0 |
| Disorderly Conduct | 6 | 6 | Theft - All Other Larceny | 49 | 13 | 18 | 0 |
| DUI | 17 | 0 | Motor Vehicle Theft | 20 | 5 | 2 | 1 |
| Drunkenness | 24 | 0 | Stolen Property Offenses | 0 | 0 | 0 | 0 |
| Family-Non Violent | 71 | 0 | | | | | |
| Liquor Law Violations | 1 | 5 | | | | | |
| Peeping Tom | 0 | 0 | | | | | |
| Runaway | 0 | 0 | | | | | |
| Trespass | 7 | 0 | | | | | |
| All Other Offenses | 587 | 19 | | | | | |
| Total Group B | 716 | 30 | | | | | |

(*) Offenses are counted using the FBI Units of Count for Crime

(**) The 'Arrests' column shows arrests made for incidents during the selected period, regardless of arrest date. Arrest counts for the same period may change over time.

This report is valid as of May 06, 2019 and is subject to change

Scott County Sheriff's Office - NIBRS Agency Crime Overview - 2018

| Crimes Against Society | | | | |
|------------------------------------|------------|------------|------------|----------|
| Animal Cruelty | 0 | 0 | 0 | 0 |
| Drug/Narcotic Violations | 97 | 93 | 110 | 3 |
| Drug/Narcotic Equipment Violations | 70 | 69 | 21 | 0 |
| Gambling - Betting/Wagering | 0 | 0 | 0 | 0 |
| Gambling - Operating/Promoting | 0 | 0 | 0 | 0 |
| Gambling - Equipment Violations | 0 | 0 | 0 | 0 |
| Gambling - Sports Tampering | 0 | 0 | 0 | 0 |
| Pornography/Obscene Material | 0 | 0 | 0 | 0 |
| Prostitution | 0 | 0 | 0 | 0 |
| Prostitution Assisting/Promoting | 0 | 0 | 0 | 0 |
| Purchasing Prostitution | 0 | 0 | 0 | 0 |
| Weapon Law Violations | 4 | 4 | 3 | 0 |
| Total Group A Offenses | 484 | 310 | 255 | 7 |

(*) Offenses are counted using the FBI Units of Count for Crime

(**) The 'Arrests' column shows arrests made for incidents during the selected period, regardless of arrest date. Arrest counts for the same period may change over time.

Sequatchie County Sheriff's Office - NIBRS Agency Crime Overview - 2018

| 2017 Population Estimate | N/A | Offenses (*) | | Arrests (**) | | | |
|---------------------------------------|-----------------|----------------------------------|-----------------------------------|--------------|----------|---|---|
| | | Reported | Cleared | Adult | Juvenile | | |
| Offense Overview | | Group A Offenses | | | | | |
| Crimes Against Persons | | | | | | | |
| Offense Total | 353 | Murder | 0 | 0 | 0 | 0 | |
| Number Cleared | 159 | Negligent Manslaughter | 1 | 1 | 1 | 0 | |
| Percent Cleared | 45.04 % | Negligent Vehicular Manslaughter | 0 | 0 | 0 | 0 | |
| Group A Crimes per 100,000 population | N/A | Kidnapping/Abduction | 0 | 0 | 0 | 0 | |
| | | Forcible Rape | 1 | 0 | 0 | 0 | |
| | | Forcible Sodomy | 1 | 0 | 0 | 0 | |
| | | Sexual Assault W/Object | 0 | 0 | 0 | 0 | |
| Arrest Overview | | Forcible Fondling | 2 | 0 | 0 | 0 | |
| Total Arrests | 210 | Incest | 0 | 0 | 0 | 0 | |
| Adult Arrests | 209 | Statutory Rape | 1 | 0 | 0 | 0 | |
| Juvenile Arrests | 1 | Aggravated Assault | 31 | 24 | 8 | 0 | |
| Unknown Age | 0 | Simple Assault | 47 | 34 | 23 | 0 | |
| Arrests per 100,000 population | N/A | Intimidation | 4 | 4 | 3 | 0 | |
| | | Stalking | 0 | 0 | 0 | 0 | |
| | | Commercial Sex Acts | 0 | 0 | 0 | 0 | |
| Average number offenses/incident | 1.18 | Involuntary Servitude | 0 | 0 | 0 | 0 | |
| Domestic Violence Victims | | Crimes Against Property | | | | | |
| Offense | Reported | Cleared | | | | | |
| Murder | 0 | 0 | Arson | 3 | 0 | 0 | 0 |
| Aggravated Assault | 13 | 12 | Bribery | 0 | 0 | 0 | 0 |
| Simple Assault | 33 | 27 | Burglary | 24 | 5 | 6 | 0 |
| Intimidation | 2 | 2 | Counterfeiting/Forgery | 1 | 1 | 1 | 0 |
| Stalking | 0 | 0 | Destruction/Damage/Vandalism | 41 | 11 | 3 | 0 |
| Forcible Rape | 0 | 0 | Embezzlement | 0 | 0 | 0 | 0 |
| Forcible Sodomy | 0 | 0 | Extortion/Blackmail | 0 | 0 | 0 | 0 |
| Sexual Assault W/Object | 0 | 0 | Fraud - False Pretenses | 2 | 0 | 0 | 0 |
| Forcible Fondling | 1 | 0 | Fraud - Credit Card/ATM | 2 | 0 | 0 | 0 |
| Incest | 0 | 0 | Fraud - Impersonation | 2 | 1 | 1 | 0 |
| Statutory Rape | 0 | 0 | Fraud - Welfare | 0 | 0 | 0 | 0 |
| Kidnapping/Abduction | 0 | 0 | Fraud - Wire | 0 | 0 | 0 | 0 |
| Commercial Sex Acts | 0 | 0 | Fraud - Identity Theft | 0 | 0 | 0 | 0 |
| Involuntary Servitude | 0 | 0 | Fraud - Computer Hacking/Invasion | 0 | 0 | 0 | 0 |
| Total | 49 | 41 | Robbery | 0 | 0 | 0 | 0 |
| | | | Theft - Pocket-picking | 0 | 0 | 0 | 0 |
| Group B Arrests | | | Theft - Purse Snatching | 0 | 0 | 0 | 0 |
| Offense | Adult | Juvenile | Theft - Shoplifting | 2 | 0 | 0 | 0 |
| Bad Checks | 1 | 0 | Theft From Building | 16 | 4 | 5 | 0 |
| Curfew/Vagrancy | 0 | 0 | Theft From Coin Machine | 0 | 0 | 0 | 0 |
| Disorderly Conduct | 5 | 0 | Theft From Motor Vehicle | 11 | 1 | 0 | 0 |
| DUI | 17 | 0 | Theft of Motor Vehicle Parts | 1 | 0 | 0 | 0 |
| Drunkenness | 5 | 0 | Theft - All Other Larceny | 51 | 2 | 1 | 0 |
| Family-Non Violent | 0 | 0 | Motor Vehicle Theft | 37 | 8 | 5 | 0 |
| Liquor Law Violations | 0 | 1 | Stolen Property Offenses | 0 | 0 | 0 | 0 |
| Peeping Tom | 0 | 0 | | | | | |
| Runaway | 0 | 0 | | | | | |
| Trespass | 0 | 0 | | | | | |
| All Other Offenses | 99 | 0 | | | | | |
| Total Group B | 127 | 1 | | | | | |

(*) Offenses are counted using the FBI Units of Count for Crime

(**) The 'Arrests' column shows arrests made for incidents during the selected period, regardless of arrest date. Arrest counts for the same period may change over time.

This report is valid as of May 06, 2019 and is subject to change

Sequatchie County Sheriff's Office - NIBRS Agency Crime Overview - 2018

| Crimes Against Society | | | | |
|------------------------------------|------------|------------|-----------|----------|
| Animal Cruelty | 0 | 0 | 0 | 0 |
| Drug/Narcotic Violations | 46 | 42 | 24 | 0 |
| Drug/Narcotic Equipment Violations | 20 | 17 | 0 | 0 |
| Gambling - Betting/Wagering | 0 | 0 | 0 | 0 |
| Gambling - Operating/Promoting | 0 | 0 | 0 | 0 |
| Gambling - Equipment Violations | 0 | 0 | 0 | 0 |
| Gambling - Sports Tampering | 0 | 0 | 0 | 0 |
| Pornography/Obscene Material | 0 | 0 | 0 | 0 |
| Prostitution | 0 | 0 | 0 | 0 |
| Prostitution Assisting/Promoting | 0 | 0 | 0 | 0 |
| Purchasing Prostitution | 0 | 0 | 0 | 0 |
| Weapon Law Violations | 6 | 4 | 1 | 0 |
| Total Group A Offenses | 353 | 159 | 82 | 0 |

(*) Offenses are counted using the FBI Units of Count for Crime

(**) The 'Arrests' column shows arrests made for incidents during the selected period, regardless of arrest date. Arrest counts for the same period may change over time.

Sevier County Sheriff's Office - NIBRS Agency Crime Overview - 2018

| 2017 Population Estimate | N/A | Offenses (*) | | Arrests (**) | | | |
|---------------------------------------|-----------------|----------------------------------|-----------------------------------|--------------|----------|----|---|
| | | Reported | Cleared | Adult | Juvenile | | |
| Offense Overview | | Group A Offenses | | | | | |
| | | Crimes Against Persons | | | | | |
| Offense Total | 2,773 | Murder | 1 | 0 | 0 | 0 | |
| Number Cleared | 1,152 | Negligent Manslaughter | 0 | 0 | 0 | 0 | |
| Percent Cleared | 41.54 % | Negligent Vehicular Manslaughter | 0 | 0 | 0 | 0 | |
| Group A Crimes per 100,000 population | N/A | Kidnapping/Abduction | 8 | 4 | 2 | 0 | |
| | | Forcible Rape | 22 | 6 | 0 | 0 | |
| | | Forcible Sodomy | 0 | 0 | 0 | 0 | |
| | | Sexual Assault W/Object | 1 | 1 | 0 | 0 | |
| | | Forcible Fondling | 15 | 7 | 4 | 0 | |
| Arrest Overview | | Incest | 0 | 0 | 0 | 0 | |
| Total Arrests | 1,394 | Statutory Rape | 1 | 1 | 1 | 0 | |
| Adult Arrests | 1,359 | Aggravated Assault | 180 | 122 | 99 | 3 | |
| Juvenile Arrests | 35 | Simple Assault | 456 | 350 | 141 | 9 | |
| Unknown Age | 0 | Intimidation | 415 | 264 | 13 | 0 | |
| Arrests per 100,000 population | N/A | Stalking | 10 | 5 | 2 | 0 | |
| | | Commercial Sex Acts | 0 | 0 | 0 | 0 | |
| Average number offenses/incident | 1.10 | Involuntary Servitude | 0 | 0 | 0 | 0 | |
| Domestic Violence Victims | | Crimes Against Property | | | | | |
| Offense | Reported | Cleared | | | | | |
| Murder | 0 | 0 | Arson | 2 | 0 | 0 | 0 |
| Aggravated Assault | 103 | 91 | Bribery | 0 | 0 | 0 | 0 |
| Simple Assault | 343 | 312 | Burglary | 224 | 18 | 17 | 0 |
| Intimidation | 259 | 234 | Counterfeiting/Forgery | 36 | 4 | 5 | 0 |
| Stalking | 8 | 5 | Destruction/Damage/Vandalism | 243 | 22 | 15 | 0 |
| Forcible Rape | 4 | 1 | Embezzlement | 0 | 0 | 0 | 0 |
| Forcible Sodomy | 0 | 0 | Extortion/Blackmail | 1 | 0 | 0 | 0 |
| Sexual Assault W/Object | 1 | 1 | Fraud - False Pretenses | 43 | 1 | 1 | 0 |
| Forcible Fondling | 2 | 1 | Fraud - Credit Card/ATM | 62 | 3 | 3 | 0 |
| Incest | 0 | 0 | Fraud - Impersonation | 44 | 14 | 12 | 0 |
| Statutory Rape | 0 | 0 | Fraud - Welfare | 1 | 0 | 0 | 0 |
| Kidnapping/Abduction | 6 | 4 | Fraud - Wire | 22 | 1 | 0 | 0 |
| Commercial Sex Acts | 0 | 0 | Fraud - Identity Theft | 0 | 0 | 0 | 0 |
| Involuntary Servitude | 0 | 0 | Fraud - Computer Hacking/Invasion | 0 | 0 | 0 | 0 |
| Total | 726 | 649 | Robbery | 4 | 0 | 0 | 0 |
| | | | Theft - Pocket-picking | 0 | 0 | 0 | 0 |
| | | | Theft - Purse Snatching | 2 | 1 | 1 | 0 |
| | | | Theft - Shoplifting | 13 | 1 | 0 | 0 |
| Group B Arrests | | | Theft From Building | 200 | 7 | 2 | 0 |
| Offense | Adult | Juvenile | Theft From Coin Machine | 0 | 0 | 0 | 0 |
| Bad Checks | 0 | 0 | Theft From Motor Vehicle | 110 | 3 | 2 | 0 |
| Curfew/Vagrancy | 0 | 0 | Theft of Motor Vehicle Parts | 5 | 0 | 0 | 0 |
| Disorderly Conduct | 8 | 0 | Theft - All Other Larceny | 195 | 16 | 14 | 1 |
| DUI | 78 | 1 | Motor Vehicle Theft | 147 | 30 | 17 | 2 |
| Drunkenness | 56 | 1 | Stolen Property Offenses | 8 | 5 | 4 | 0 |
| Family-Non Violent | 6 | 0 | | | | | |
| Liquor Law Violations | 0 | 0 | | | | | |
| Peeping Tom | 0 | 0 | | | | | |
| Runaway | 0 | 0 | | | | | |
| Trespass | 5 | 0 | | | | | |
| All Other Offenses | 615 | 6 | | | | | |
| Total Group B | 768 | 8 | | | | | |

(*) Offenses are counted using the FBI Units of Count for Crime

(**) The 'Arrests' column shows arrests made for incidents during the selected period, regardless of arrest date. Arrest counts for the same period may change over time.

This report is valid as of May 06, 2019 and is subject to change

Sevier County Sheriff's Office - NIBRS Agency Crime Overview - 2018

| Crimes Against Society | | | | |
|------------------------------------|--------------|--------------|------------|-----------|
| Animal Cruelty | 0 | 0 | 0 | 0 |
| Drug/Narcotic Violations | 217 | 192 | 207 | 11 |
| Drug/Narcotic Equipment Violations | 62 | 55 | 14 | 1 |
| Gambling - Betting/Wagering | 0 | 0 | 0 | 0 |
| Gambling - Operating/Promoting | 0 | 0 | 0 | 0 |
| Gambling - Equipment Violations | 0 | 0 | 0 | 0 |
| Gambling - Sports Tampering | 0 | 0 | 0 | 0 |
| Pornography/Obscene Material | 2 | 1 | 1 | 0 |
| Prostitution | 2 | 2 | 4 | 0 |
| Prostitution Assisting/Promoting | 0 | 0 | 0 | 0 |
| Purchasing Prostitution | 0 | 0 | 0 | 0 |
| Weapon Law Violations | 19 | 16 | 10 | 0 |
| Total Group A Offenses | 2,773 | 1,152 | 591 | 27 |

(*) Offenses are counted using the FBI Units of Count for Crime

(**) The 'Arrests' column shows arrests made for incidents during the selected period, regardless of arrest date. Arrest counts for the same period may change over time.

Shelby County Sheriff's Office - NIBRS Agency Crime Overview - 2018

| 2017 Population Estimate | N/A | Offenses (*) | | Arrests (**) | | | |
|---------------------------------------|-----------------|----------------------------------|-----------------------------------|--------------|----------|-----|----|
| | | Reported | Cleared | Adult | Juvenile | | |
| Offense Overview | | Group A Offenses | | | | | |
| Crimes Against Persons | | Crimes Against Persons | | | | | |
| Offense Total | 8,391 | Murder | 2 | 2 | 2 | 0 | |
| Number Cleared | 2,341 | Negligent Manslaughter | 0 | 0 | 0 | 0 | |
| Percent Cleared | 27.90 % | Negligent Vehicular Manslaughter | 0 | 0 | 0 | 0 | |
| Group A Crimes per 100,000 population | N/A | Kidnapping/Abduction | 13 | 4 | 2 | 1 | |
| | | Forcible Rape | 27 | 6 | 4 | 3 | |
| | | Forcible Sodomy | 7 | 2 | 0 | 2 | |
| | | Sexual Assault W/Object | 0 | 0 | 0 | 0 | |
| | | Forcible Fondling | 47 | 7 | 4 | 3 | |
| Arrest Overview | | Crimes Against Property | | | | | |
| Total Arrests | 2,089 | Incest | 1 | 0 | 0 | 0 | |
| Adult Arrests | 1,681 | Statutory Rape | 2 | 0 | 0 | 0 | |
| Juvenile Arrests | 408 | Aggravated Assault | 598 | 182 | 118 | 20 | |
| Unknown Age | 0 | Simple Assault | 2,090 | 826 | 354 | 158 | |
| Arrests per 100,000 population | N/A | Intimidation | 658 | 149 | 28 | 8 | |
| | | Stalking | 26 | 7 | 2 | 0 | |
| Average number offenses/incident | 1.24 | Commercial Sex Acts | 0 | 0 | 0 | 0 | |
| | | Involuntary Servitude | 0 | 0 | 0 | 0 | |
| Domestic Violence Victims | | Crimes Against Property | | | | | |
| Offense | Reported | Cleared | Arson | | | | |
| Murder | 0 | 0 | 9 | 2 | 1 | 1 | |
| Aggravated Assault | 153 | 93 | Bribery | 1 | 1 | 1 | 0 |
| Simple Assault | 1,032 | 480 | Burglary | 642 | 41 | 27 | 5 |
| Intimidation | 207 | 40 | Counterfeiting/Forgery | 50 | 13 | 12 | 0 |
| Stalking | 14 | 3 | Destruction/Damage/Vandalism | 669 | 115 | 30 | 8 |
| Forcible Rape | 11 | 4 | Embezzlement | 24 | 9 | 11 | 0 |
| Forcible Sodomy | 3 | 2 | Extortion/Blackmail | 7 | 0 | 0 | 0 |
| Sexual Assault W/Object | 0 | 0 | Fraud - False Pretenses | 90 | 5 | 2 | 0 |
| Forcible Fondling | 12 | 2 | Fraud - Credit Card/ATM | 14 | 2 | 1 | 0 |
| Incest | 1 | 0 | Fraud - Impersonation | 73 | 25 | 17 | 2 |
| Statutory Rape | 0 | 0 | Fraud - Welfare | 0 | 0 | 0 | 0 |
| Kidnapping/Abduction | 6 | 2 | Fraud - Wire | 1 | 0 | 0 | 0 |
| Commercial Sex Acts | 0 | 0 | Fraud - Identity Theft | 24 | 3 | 0 | 0 |
| Involuntary Servitude | 0 | 0 | Fraud - Computer Hacking/Invasion | 1 | 0 | 0 | 0 |
| Total | 1,439 | 626 | Robbery | 74 | 18 | 10 | 13 |
| Group B Arrests | | Crimes Against Property | | | | | |
| Offense | Adult | Juvenile | Theft - Pocket-picking | 7 | 0 | 6 | 8 |
| Bad Checks | 0 | 0 | Theft - Purse Snatching | 0 | 0 | 0 | 0 |
| Curfew/Vagrancy | 0 | 0 | Theft - Shoplifting | 176 | 14 | 15 | 1 |
| Disorderly Conduct | 45 | 12 | Theft From Building | 303 | 41 | 9 | 5 |
| DUI | 245 | 1 | Theft From Coin Machine | 1 | 0 | 0 | 0 |
| Drunkenness | 15 | 0 | Theft From Motor Vehicle | 809 | 42 | 29 | 20 |
| Family-Non Violent | 10 | 0 | Theft of Motor Vehicle Parts | 129 | 3 | 2 | 0 |
| Liquor Law Violations | 1 | 0 | Theft - All Other Larceny | 376 | 31 | 20 | 3 |
| Peeping Tom | 0 | 0 | Motor Vehicle Theft | 316 | 48 | 28 | 14 |
| Runaway | 0 | 0 | Stolen Property Offenses | 129 | 67 | 60 | 27 |
| Trespass | 4 | 2 | | | | | |
| All Other Offenses | 156 | 19 | | | | | |
| Total Group B | 476 | 34 | | | | | |

(*) Offenses are counted using the FBI Units of Count for Crime

(**) The 'Arrests' column shows arrests made for incidents during the selected period, regardless of arrest date. Arrest counts for the same period may change over time.

Shelby County Sheriff's Office - NIBRS Agency Crime Overview - 2018

| Crimes Against Society | | | | |
|------------------------------------|--------------|--------------|--------------|------------|
| Animal Cruelty | 9 | 3 | 1 | 0 |
| Drug/Narcotic Violations | 579 | 379 | 356 | 55 |
| Drug/Narcotic Equipment Violations | 219 | 155 | 6 | 0 |
| Gambling - Betting/Wagering | 2 | 1 | 0 | 0 |
| Gambling - Operating/Promoting | 0 | 0 | 0 | 0 |
| Gambling - Equipment Violations | 0 | 0 | 0 | 0 |
| Gambling - Sports Tampering | 0 | 0 | 0 | 0 |
| Pornography/Obscene Material | 8 | 3 | 2 | 3 |
| Prostitution | 0 | 0 | 0 | 0 |
| Prostitution Assisting/Promoting | 0 | 0 | 0 | 0 |
| Purchasing Prostitution | 0 | 0 | 0 | 0 |
| Weapon Law Violations | 178 | 135 | 45 | 14 |
| Total Group A Offenses | 8,391 | 2,341 | 1,205 | 374 |

(*) Offenses are counted using the FBI Units of Count for Crime

(**) The 'Arrests' column shows arrests made for incidents during the selected period, regardless of arrest date. Arrest counts for the same period may change over time.

Smith County Sheriff's Office - NIBRS Agency Crime Overview - 2018

| 2017 Population Estimate | N/A | Offenses (*) | | Arrests (**) | | | |
|---------------------------------------|-----------------|----------------------------------|-----------------------------------|--------------|----------|----|---|
| | | Reported | Cleared | Adult | Juvenile | | |
| Offense Overview | | Group A Offenses | | | | | |
| Crimes Against Persons | | | | | | | |
| Offense Total | 760 | Murder | 0 | 0 | 0 | 0 | |
| Number Cleared | 479 | Negligent Manslaughter | 0 | 0 | 0 | 0 | |
| Percent Cleared | 63.03 % | Negligent Vehicular Manslaughter | 0 | 0 | 0 | 0 | |
| Group A Crimes per 100,000 population | N/A | Kidnapping/Abduction | 0 | 0 | 0 | 0 | |
| | | Forcible Rape | 4 | 1 | 1 | 0 | |
| | | Forcible Sodomy | 0 | 0 | 0 | 0 | |
| | | Sexual Assault W/Object | 0 | 0 | 0 | 0 | |
| Arrest Overview | | Forcible Fondling | 4 | 3 | 0 | 1 | |
| Total Arrests | 1,094 | Incest | 1 | 1 | 1 | 0 | |
| Adult Arrests | 1,020 | Statutory Rape | 3 | 2 | 2 | 0 | |
| Juvenile Arrests | 74 | Aggravated Assault | 21 | 20 | 13 | 1 | |
| Unknown Age | 0 | Simple Assault | 96 | 83 | 67 | 10 | |
| Arrests per 100,000 population | N/A | Intimidation | 51 | 17 | 13 | 1 | |
| | | Stalking | 1 | 1 | 1 | 0 | |
| | | Commercial Sex Acts | 0 | 0 | 0 | 0 | |
| Average number offenses/incident | 1.23 | Involuntary Servitude | 0 | 0 | 0 | 0 | |
| Domestic Violence Victims | | Crimes Against Property | | | | | |
| Offense | Reported | Cleared | | | | | |
| Murder | 0 | 0 | Arson | 2 | 2 | 1 | 0 |
| Aggravated Assault | 10 | 10 | Bribery | 0 | 0 | 0 | 0 |
| Simple Assault | 50 | 45 | Burglary | 49 | 8 | 8 | 1 |
| Intimidation | 18 | 8 | Counterfeiting/Forgery | 1 | 0 | 0 | 0 |
| Stalking | 0 | 0 | Destruction/Damage/Vandalism | 95 | 33 | 24 | 2 |
| Forcible Rape | 1 | 0 | Embezzlement | 0 | 0 | 0 | 0 |
| Forcible Sodomy | 0 | 0 | Extortion/Blackmail | 0 | 0 | 0 | 0 |
| Sexual Assault W/Object | 0 | 0 | Fraud - False Pretenses | 14 | 10 | 10 | 0 |
| Forcible Fondling | 1 | 0 | Fraud - Credit Card/ATM | 3 | 0 | 0 | 0 |
| Incest | 1 | 1 | Fraud - Impersonation | 4 | 3 | 2 | 0 |
| Statutory Rape | 1 | 0 | Fraud - Welfare | 0 | 0 | 0 | 0 |
| Kidnapping/Abduction | 0 | 0 | Fraud - Wire | 4 | 0 | 0 | 0 |
| Commercial Sex Acts | 0 | 0 | Fraud - Identity Theft | 0 | 0 | 0 | 0 |
| Involuntary Servitude | 0 | 0 | Fraud - Computer Hacking/Invasion | 1 | 1 | 0 | 0 |
| Total | 82 | 64 | Robbery | 0 | 0 | 0 | 0 |
| | | | Theft - Pocket-picking | 0 | 0 | 0 | 0 |
| Group B Arrests | | | Theft - Purse Snatching | 0 | 0 | 0 | 0 |
| Offense | Adult | Juvenile | Theft - Shoplifting | 0 | 0 | 0 | 0 |
| Bad Checks | 2 | 0 | Theft From Building | 23 | 8 | 1 | 3 |
| Curfew/Vagrancy | 0 | 0 | Theft From Coin Machine | 0 | 0 | 0 | 0 |
| Disorderly Conduct | 3 | 0 | Theft From Motor Vehicle | 27 | 3 | 2 | 0 |
| DUI | 30 | 0 | Theft of Motor Vehicle Parts | 12 | 1 | 0 | 0 |
| Drunkenness | 16 | 0 | Theft - All Other Larceny | 43 | 6 | 4 | 0 |
| Family-Non Violent | 51 | 0 | Motor Vehicle Theft | 25 | 4 | 4 | 0 |
| Liquor Law Violations | 16 | 5 | Stolen Property Offenses | 4 | 4 | 3 | 0 |
| Peeping Tom | 0 | 0 | | | | | |
| Runaway | 0 | 0 | | | | | |
| Trespass | 2 | 0 | | | | | |
| All Other Offenses | 554 | 37 | | | | | |
| Total Group B | 674 | 42 | | | | | |

(*) Offenses are counted using the FBI Units of Count for Crime

(**) The 'Arrests' column shows arrests made for incidents during the selected period, regardless of arrest date. Arrest counts for the same period may change over time.

This report is valid as of May 06, 2019 and is subject to change

Smith County Sheriff's Office - NIBRS Agency Crime Overview - 2018

| Crimes Against Society | | | | |
|------------------------------------|------------|------------|------------|-----------|
| Animal Cruelty | 2 | 0 | 0 | 0 |
| Drug/Narcotic Violations | 145 | 143 | 153 | 6 |
| Drug/Narcotic Equipment Violations | 109 | 109 | 32 | 1 |
| Gambling - Betting/Wagering | 0 | 0 | 0 | 0 |
| Gambling - Operating/Promoting | 0 | 0 | 0 | 0 |
| Gambling - Equipment Violations | 0 | 0 | 0 | 0 |
| Gambling - Sports Tampering | 0 | 0 | 0 | 0 |
| Pornography/Obscene Material | 5 | 5 | 0 | 5 |
| Prostitution | 0 | 0 | 0 | 0 |
| Prostitution Assisting/Promoting | 0 | 0 | 0 | 0 |
| Purchasing Prostitution | 0 | 0 | 0 | 0 |
| Weapon Law Violations | 11 | 11 | 4 | 1 |
| Total Group A Offenses | 760 | 479 | 346 | 32 |

(*) Offenses are counted using the FBI Units of Count for Crime

(**) The 'Arrests' column shows arrests made for incidents during the selected period, regardless of arrest date. Arrest counts for the same period may change over time.

Stewart County Sheriff's Office - NIBRS Agency Crime Overview - 2018

| 2017 Population Estimate | N/A | Offenses (*) | | Arrests (**) | | | |
|---------------------------------------|-----------------|----------------------------------|-----------------------------------|--------------|----------|---|---|
| | | Reported | Cleared | Adult | Juvenile | | |
| Offense Overview | | Group A Offenses | | | | | |
| Crimes Against Persons | | Crimes Against Persons | | | | | |
| Offense Total | 393 | Murder | 0 | 0 | 0 | 0 | |
| Number Cleared | 237 | Negligent Manslaughter | 0 | 0 | 0 | 0 | |
| Percent Cleared | 60.31 % | Negligent Vehicular Manslaughter | 0 | 0 | 0 | 0 | |
| Group A Crimes per 100,000 population | N/A | Kidnapping/Abduction | 3 | 2 | 3 | 0 | |
| | | Forcible Rape | 1 | 1 | 1 | 0 | |
| | | Forcible Sodomy | 0 | 0 | 0 | 0 | |
| | | Sexual Assault W/Object | 0 | 0 | 0 | 0 | |
| Arrest Overview | | Forcible Fondling | 3 | 3 | 2 | 0 | |
| Total Arrests | 669 | Incest | 0 | 0 | 0 | 0 | |
| Adult Arrests | 626 | Statutory Rape | 0 | 0 | 0 | 0 | |
| Juvenile Arrests | 43 | Aggravated Assault | 24 | 20 | 13 | 3 | |
| Unknown Age | 0 | Simple Assault | 59 | 52 | 41 | 6 | |
| Arrests per 100,000 population | N/A | Intimidation | 5 | 4 | 0 | 2 | |
| | | Stalking | 1 | 1 | 1 | 0 | |
| | | Commercial Sex Acts | 0 | 0 | 0 | 0 | |
| Average number offenses/incident | 1.36 | Involuntary Servitude | 0 | 0 | 0 | 0 | |
| Domestic Violence Victims | | Crimes Against Property | | | | | |
| Offense | Reported | Cleared | | | | | |
| Murder | 0 | 0 | Arson | 1 | 0 | 0 | 0 |
| Aggravated Assault | 12 | 10 | Bribery | 0 | 0 | 0 | 0 |
| Simple Assault | 40 | 39 | Burglary | 47 | 7 | 9 | 0 |
| Intimidation | 2 | 2 | Counterfeiting/Forgery | 3 | 2 | 1 | 0 |
| Stalking | 0 | 0 | Destruction/Damage/Vandalism | 31 | 11 | 2 | 0 |
| Forcible Rape | 1 | 1 | Embezzlement | 1 | 1 | 0 | 0 |
| Forcible Sodomy | 0 | 0 | Extortion/Blackmail | 0 | 0 | 0 | 0 |
| Sexual Assault W/Object | 0 | 0 | Fraud - False Pretenses | 5 | 3 | 1 | 0 |
| Forcible Fondling | 2 | 2 | Fraud - Credit Card/ATM | 3 | 0 | 0 | 0 |
| Incest | 0 | 0 | Fraud - Impersonation | 8 | 4 | 4 | 0 |
| Statutory Rape | 0 | 0 | Fraud - Welfare | 0 | 0 | 0 | 0 |
| Kidnapping/Abduction | 3 | 2 | Fraud - Wire | 2 | 0 | 0 | 0 |
| Commercial Sex Acts | 0 | 0 | Fraud - Identity Theft | 0 | 0 | 0 | 0 |
| Involuntary Servitude | 0 | 0 | Fraud - Computer Hacking/Invasion | 0 | 0 | 0 | 0 |
| Total | 60 | 56 | Robbery | 0 | 0 | 0 | 0 |
| | | | Theft - Pocket-picking | 0 | 0 | 0 | 0 |
| Group B Arrests | | | Theft - Purse Snatching | 0 | 0 | 0 | 0 |
| Offense | Adult | Juvenile | Theft - Shoplifting | 0 | 0 | 0 | 0 |
| Bad Checks | 0 | 0 | Theft From Building | 13 | 1 | 0 | 1 |
| Curfew/Vagrancy | 0 | 6 | Theft From Coin Machine | 0 | 0 | 0 | 0 |
| Disorderly Conduct | 0 | 4 | Theft From Motor Vehicle | 12 | 2 | 0 | 1 |
| DUI | 37 | 0 | Theft of Motor Vehicle Parts | 14 | 2 | 1 | 0 |
| Drunkenness | 8 | 0 | Theft - All Other Larceny | 21 | 3 | 2 | 0 |
| Family-Non Violent | 1 | 0 | Motor Vehicle Theft | 17 | 2 | 2 | 0 |
| Liquor Law Violations | 6 | 5 | Stolen Property Offenses | 1 | 0 | 0 | 0 |
| Peeping Tom | 0 | 0 | | | | | |
| Runaway | 0 | 0 | | | | | |
| Trespass | 5 | 0 | | | | | |
| All Other Offenses | 406 | 11 | | | | | |
| Total Group B | 463 | 26 | | | | | |

(*) Offenses are counted using the FBI Units of Count for Crime

(**) The 'Arrests' column shows arrests made for incidents during the selected period, regardless of arrest date. Arrest counts for the same period may change over time.

This report is valid as of May 06, 2019 and is subject to change

Stewart County Sheriff's Office - NIBRS Agency Crime Overview - 2018

| Crimes Against Society | | | | |
|------------------------------------|------------|------------|------------|-----------|
| Animal Cruelty | 3 | 2 | 2 | 0 |
| Drug/Narcotic Violations | 60 | 59 | 66 | 3 |
| Drug/Narcotic Equipment Violations | 46 | 46 | 8 | 0 |
| Gambling - Betting/Wagering | 0 | 0 | 0 | 0 |
| Gambling - Operating/Promoting | 0 | 0 | 0 | 0 |
| Gambling - Equipment Violations | 0 | 0 | 0 | 0 |
| Gambling - Sports Tampering | 0 | 0 | 0 | 0 |
| Pornography/Obscene Material | 0 | 0 | 0 | 0 |
| Prostitution | 0 | 0 | 0 | 0 |
| Prostitution Assisting/Promoting | 0 | 0 | 0 | 0 |
| Purchasing Prostitution | 0 | 0 | 0 | 0 |
| Weapon Law Violations | 9 | 9 | 4 | 1 |
| Total Group A Offenses | 393 | 237 | 163 | 17 |

(*) Offenses are counted using the FBI Units of Count for Crime

(**) The 'Arrests' column shows arrests made for incidents during the selected period, regardless of arrest date. Arrest counts for the same period may change over time.

Sullivan County Sheriff's Office - NIBRS Agency Crime Overview - 2018

| 2017 Population Estimate | N/A | Offenses (*) | | Arrests (**) | | | |
|---------------------------------------|-----------------|----------------------------------|-----------------------------------|--------------|----------|----|---|
| | | Reported | Cleared | Adult | Juvenile | | |
| Offense Overview | | Group A Offenses | | | | | |
| | | Crimes Against Persons | | | | | |
| Offense Total | 4,238 | Murder | 3 | 2 | 2 | 0 | |
| Number Cleared | 1,990 | Negligent Manslaughter | 0 | 0 | 0 | 0 | |
| Percent Cleared | 46.96 % | Negligent Vehicular Manslaughter | 0 | 0 | 0 | 0 | |
| Group A Crimes per 100,000 population | N/A | Kidnapping/Abduction | 16 | 13 | 11 | 0 | |
| | | Forcible Rape | 21 | 10 | 1 | 0 | |
| | | Forcible Sodomy | 3 | 1 | 0 | 0 | |
| | | Sexual Assault W/Object | 5 | 2 | 0 | 0 | |
| Arrest Overview | | Forcible Fondling | 99 | 51 | 2 | 0 | |
| Total Arrests | 6,849 | Incest | 1 | 1 | 0 | 0 | |
| Adult Arrests | 6,796 | Statutory Rape | 8 | 3 | 1 | 0 | |
| Juvenile Arrests | 53 | Aggravated Assault | 258 | 180 | 93 | 7 | |
| Unknown Age | 0 | Simple Assault | 885 | 579 | 179 | 12 | |
| Arrests per 100,000 population | N/A | Intimidation | 300 | 146 | 9 | 2 | |
| | | Stalking | 21 | 9 | 0 | 0 | |
| | | Commercial Sex Acts | 0 | 0 | 0 | 0 | |
| Average number offenses/incident | 1.22 | Involuntary Servitude | 0 | 0 | 0 | 0 | |
| Domestic Violence Victims | | Crimes Against Property | | | | | |
| Offense | Reported | Cleared | | | | | |
| Murder | 2 | 1 | Arson | 14 | 1 | 2 | 0 |
| Aggravated Assault | 119 | 92 | Bribery | 0 | 0 | 0 | 0 |
| Simple Assault | 468 | 363 | Burglary | 273 | 73 | 32 | 0 |
| Intimidation | 80 | 47 | Counterfeiting/Forgery | 31 | 13 | 6 | 0 |
| Stalking | 12 | 5 | Destruction/Damage/Vandalism | 444 | 116 | 17 | 1 |
| Forcible Rape | 8 | 5 | Embezzlement | 9 | 4 | 0 | 0 |
| Forcible Sodomy | 2 | 1 | Extortion/Blackmail | 7 | 2 | 1 | 0 |
| Sexual Assault W/Object | 0 | 0 | Fraud - False Pretenses | 54 | 6 | 2 | 0 |
| Forcible Fondling | 42 | 20 | Fraud - Credit Card/ATM | 29 | 8 | 2 | 0 |
| Incest | 1 | 1 | Fraud - Impersonation | 40 | 14 | 9 | 0 |
| Statutory Rape | 7 | 3 | Fraud - Welfare | 0 | 0 | 0 | 0 |
| Kidnapping/Abduction | 12 | 10 | Fraud - Wire | 10 | 1 | 0 | 0 |
| Commercial Sex Acts | 0 | 0 | Fraud - Identity Theft | 7 | 2 | 0 | 0 |
| Involuntary Servitude | 0 | 0 | Fraud - Computer Hacking/Invasion | 2 | 0 | 0 | 0 |
| Total | 753 | 548 | Robbery | 17 | 8 | 1 | 0 |
| | | | Theft - Pocket-picking | 1 | 0 | 0 | 0 |
| Group B Arrests | | | Theft - Purse Snatching | 0 | 0 | 0 | 0 |
| Offense | Adult | Juvenile | Theft - Shoplifting | 36 | 7 | 2 | 0 |
| Bad Checks | 5 | 0 | Theft From Building | 241 | 87 | 14 | 0 |
| Curfew/Vagrancy | 0 | 0 | Theft From Coin Machine | 0 | 0 | 0 | 0 |
| Disorderly Conduct | 9 | 0 | Theft From Motor Vehicle | 164 | 16 | 4 | 0 |
| DUI | 97 | 0 | Theft of Motor Vehicle Parts | 110 | 5 | 0 | 0 |
| Drunkenness | 30 | 5 | Theft - All Other Larceny | 276 | 49 | 20 | 0 |
| Family-Non Violent | 60 | 0 | Motor Vehicle Theft | 200 | 72 | 30 | 1 |
| Liquor Law Violations | 0 | 2 | Stolen Property Offenses | 23 | 20 | 11 | 1 |
| Peeping Tom | 0 | 0 | | | | | |
| Runaway | 0 | 0 | | | | | |
| Trespass | 13 | 0 | | | | | |
| All Other Offenses | 5,874 | 6 | | | | | |
| Total Group B | 6,088 | 13 | | | | | |

(*) Offenses are counted using the FBI Units of Count for Crime

(**) The 'Arrests' column shows arrests made for incidents during the selected period, regardless of arrest date. Arrest counts for the same period may change over time.

This report is valid as of May 06, 2019 and is subject to change

Sullivan County Sheriff's Office - NIBRS Agency Crime Overview - 2018

| Crimes Against Society | | | | |
|------------------------------------|--------------|--------------|------------|-----------|
| Animal Cruelty | 19 | 7 | 0 | 0 |
| Drug/Narcotic Violations | 322 | 239 | 204 | 13 |
| Drug/Narcotic Equipment Violations | 233 | 197 | 37 | 0 |
| Gambling - Betting/Wagering | 0 | 0 | 0 | 0 |
| Gambling - Operating/Promoting | 0 | 0 | 0 | 0 |
| Gambling - Equipment Violations | 0 | 0 | 0 | 0 |
| Gambling - Sports Tampering | 0 | 0 | 0 | 0 |
| Pornography/Obscene Material | 13 | 6 | 1 | 0 |
| Prostitution | 1 | 1 | 0 | 0 |
| Prostitution Assisting/Promoting | 0 | 0 | 0 | 0 |
| Purchasing Prostitution | 0 | 0 | 0 | 0 |
| Weapon Law Violations | 42 | 39 | 15 | 3 |
| Total Group A Offenses | 4,238 | 1,990 | 708 | 40 |

(*) Offenses are counted using the FBI Units of Count for Crime

(**) The 'Arrests' column shows arrests made for incidents during the selected period, regardless of arrest date. Arrest counts for the same period may change over time.

Sumner County Sheriff's Office - NIBRS Agency Crime Overview - 2018

| 2017 Population Estimate | N/A | Offenses (*) | | Arrests (**) | | | |
|---------------------------------------|-----------------|----------------------------------|-----------------------------------|--------------|----------|----|---|
| | | Reported | Cleared | Adult | Juvenile | | |
| Offense Overview | | Group A Offenses | | | | | |
| | | Crimes Against Persons | | | | | |
| Offense Total | 2,073 | Murder | 0 | 0 | 1 | 0 | |
| Number Cleared | 1,210 | Negligent Manslaughter | 0 | 0 | 0 | 0 | |
| Percent Cleared | 58.37 % | Negligent Vehicular Manslaughter | 0 | 0 | 0 | 0 | |
| Group A Crimes per 100,000 population | N/A | Kidnapping/Abduction | 3 | 3 | 2 | 0 | |
| | | Forcible Rape | 14 | 4 | 1 | 0 | |
| | | Forcible Sodomy | 1 | 0 | 0 | 0 | |
| | | Sexual Assault W/Object | 1 | 0 | 0 | 0 | |
| Arrest Overview | | Forcible Fondling | 19 | 8 | 2 | 3 | |
| Total Arrests | 4,540 | Incest | 1 | 1 | 0 | 0 | |
| Adult Arrests | 4,425 | Statutory Rape | 3 | 1 | 1 | 0 | |
| Juvenile Arrests | 115 | Aggravated Assault | 129 | 105 | 79 | 5 | |
| Unknown Age | 0 | Simple Assault | 443 | 290 | 180 | 24 | |
| Arrests per 100,000 population | N/A | Intimidation | 53 | 20 | 3 | 1 | |
| | | Stalking | 0 | 0 | 0 | 0 | |
| | | Commercial Sex Acts | 0 | 0 | 0 | 0 | |
| Average number offenses/incident | 1.32 | Involuntary Servitude | 0 | 0 | 0 | 0 | |
| Domestic Violence Victims | | Crimes Against Property | | | | | |
| Offense | Reported | Cleared | | | | | |
| Murder | 0 | 0 | Arson | 2 | 2 | 2 | 0 |
| Aggravated Assault | 68 | 55 | Bribery | 0 | 0 | 0 | 0 |
| Simple Assault | 246 | 170 | Burglary | 106 | 29 | 19 | 6 |
| Intimidation | 24 | 15 | Counterfeiting/Forgery | 43 | 28 | 21 | 0 |
| Stalking | 0 | 0 | Destruction/Damage/Vandalism | 134 | 49 | 26 | 0 |
| Forcible Rape | 6 | 1 | Embezzlement | 1 | 0 | 0 | 0 |
| Forcible Sodomy | 0 | 0 | Extortion/Blackmail | 1 | 0 | 0 | 0 |
| Sexual Assault W/Object | 0 | 0 | Fraud - False Pretenses | 22 | 2 | 3 | 0 |
| Forcible Fondling | 4 | 1 | Fraud - Credit Card/ATM | 41 | 9 | 1 | 0 |
| Incest | 1 | 1 | Fraud - Impersonation | 31 | 13 | 10 | 0 |
| Statutory Rape | 1 | 0 | Fraud - Welfare | 0 | 0 | 0 | 0 |
| Kidnapping/Abduction | 2 | 2 | Fraud - Wire | 2 | 0 | 0 | 0 |
| Commercial Sex Acts | 0 | 0 | Fraud - Identity Theft | 14 | 2 | 1 | 0 |
| Involuntary Servitude | 0 | 0 | Fraud - Computer Hacking/Invasion | 0 | 0 | 0 | 0 |
| Total | 352 | 245 | Robbery | 5 | 1 | 2 | 0 |
| | | | Theft - Pocket-picking | 5 | 2 | 2 | 0 |
| Group B Arrests | | | Theft - Purse Snatching | 0 | 0 | 0 | 0 |
| Offense | Adult | Juvenile | Theft - Shoplifting | 5 | 2 | 4 | 0 |
| Bad Checks | 63 | 0 | Theft From Building | 28 | 6 | 1 | 0 |
| Curfew/Vagrancy | 0 | 2 | Theft From Coin Machine | 0 | 0 | 0 | 0 |
| Disorderly Conduct | 6 | 1 | Theft From Motor Vehicle | 51 | 7 | 3 | 0 |
| DUI | 248 | 1 | Theft of Motor Vehicle Parts | 13 | 0 | 0 | 0 |
| Drunkenness | 22 | 0 | Theft - All Other Larceny | 215 | 46 | 46 | 7 |
| Family-Non Violent | 35 | 0 | Motor Vehicle Theft | 56 | 18 | 11 | 0 |
| Liquor Law Violations | 5 | 5 | Stolen Property Offenses | 5 | 1 | 0 | 0 |
| Peeping Tom | 0 | 0 | | | | | |
| Runaway | 0 | 0 | | | | | |
| Trespass | 6 | 0 | | | | | |
| All Other Offenses | 3,249 | 30 | | | | | |
| Total Group B | 3,634 | 39 | | | | | |

(*) Offenses are counted using the FBI Units of Count for Crime

(**) The 'Arrests' column shows arrests made for incidents during the selected period, regardless of arrest date. Arrest counts for the same period may change over time.

This report is valid as of May 06, 2019 and is subject to change

Sumner County Sheriff's Office - NIBRS Agency Crime Overview - 2018

| Crimes Against Society | | | | |
|------------------------------------|--------------|--------------|------------|-----------|
| Animal Cruelty | 11 | 10 | 10 | 0 |
| Drug/Narcotic Violations | 313 | 286 | 280 | 22 |
| Drug/Narcotic Equipment Violations | 238 | 217 | 56 | 1 |
| Gambling - Betting/Wagering | 0 | 0 | 0 | 0 |
| Gambling - Operating/Promoting | 0 | 0 | 0 | 0 |
| Gambling - Equipment Violations | 0 | 0 | 0 | 0 |
| Gambling - Sports Tampering | 0 | 0 | 0 | 0 |
| Pornography/Obscene Material | 14 | 6 | 0 | 3 |
| Prostitution | 0 | 0 | 0 | 0 |
| Prostitution Assisting/Promoting | 0 | 0 | 0 | 0 |
| Purchasing Prostitution | 0 | 0 | 0 | 0 |
| Weapon Law Violations | 50 | 42 | 24 | 4 |
| Total Group A Offenses | 2,073 | 1,210 | 791 | 76 |

(*) Offenses are counted using the FBI Units of Count for Crime

(**) The 'Arrests' column shows arrests made for incidents during the selected period, regardless of arrest date. Arrest counts for the same period may change over time.

Tipton County Sheriff's Office - NIBRS Agency Crime Overview - 2018

| 2017 Population Estimate | N/A | Offenses (*) | | Arrests (**) | | | |
|---------------------------------------|-----------------|----------------------------------|-----------------------------------|--------------|----------|----|---|
| | | Reported | Cleared | Adult | Juvenile | | |
| Offense Overview | | Group A Offenses | | | | | |
| Crimes Against Persons | | | | | | | |
| Offense Total | 2,300 | Murder | 4 | 2 | 1 | 0 | |
| Number Cleared | 785 | Negligent Manslaughter | 0 | 0 | 0 | 0 | |
| Percent Cleared | 34.13 % | Negligent Vehicular Manslaughter | 0 | 0 | 0 | 0 | |
| Group A Crimes per 100,000 population | N/A | Kidnapping/Abduction | 3 | 2 | 1 | 0 | |
| | | Forcible Rape | 10 | 2 | 2 | 0 | |
| | | Forcible Sodomy | 3 | 2 | 1 | 0 | |
| | | Sexual Assault W/Object | 0 | 0 | 0 | 0 | |
| Arrest Overview | | Forcible Fondling | 48 | 3 | 2 | 0 | |
| Total Arrests | 1,566 | Incest | 0 | 0 | 0 | 0 | |
| Adult Arrests | 1,542 | Statutory Rape | 1 | 0 | 0 | 0 | |
| Juvenile Arrests | 24 | Aggravated Assault | 109 | 49 | 43 | 0 | |
| Unknown Age | 0 | Simple Assault | 463 | 171 | 150 | 7 | |
| Arrests per 100,000 population | N/A | Intimidation | 339 | 27 | 23 | 0 | |
| | | Stalking | 1 | 1 | 1 | 0 | |
| | | Commercial Sex Acts | 0 | 0 | 0 | 0 | |
| Average number offenses/incident | 1.34 | Involuntary Servitude | 0 | 0 | 0 | 0 | |
| Domestic Violence Victims | | Crimes Against Property | | | | | |
| Offense | Reported | Cleared | | | | | |
| Murder | 1 | 1 | Arson | 1 | 0 | 0 | 0 |
| Aggravated Assault | 40 | 26 | Bribery | 0 | 0 | 0 | 0 |
| Simple Assault | 372 | 140 | Burglary | 117 | 16 | 14 | 1 |
| Intimidation | 170 | 25 | Counterfeiting/Forgery | 19 | 2 | 1 | 0 |
| Stalking | 0 | 0 | Destruction/Damage/Vandalism | 150 | 37 | 13 | 0 |
| Forcible Rape | 5 | 1 | Embezzlement | 2 | 0 | 0 | 0 |
| Forcible Sodomy | 1 | 0 | Extortion/Blackmail | 0 | 0 | 0 | 0 |
| Sexual Assault W/Object | 0 | 0 | Fraud - False Pretenses | 64 | 4 | 3 | 0 |
| Forcible Fondling | 14 | 0 | Fraud - Credit Card/ATM | 37 | 3 | 3 | 0 |
| Incest | 0 | 0 | Fraud - Impersonation | 12 | 1 | 0 | 0 |
| Statutory Rape | 1 | 0 | Fraud - Welfare | 0 | 0 | 0 | 0 |
| Kidnapping/Abduction | 2 | 2 | Fraud - Wire | 2 | 0 | 0 | 0 |
| Commercial Sex Acts | 0 | 0 | Fraud - Identity Theft | 7 | 0 | 0 | 0 |
| Involuntary Servitude | 0 | 0 | Fraud - Computer Hacking/Invasion | 1 | 0 | 0 | 0 |
| Total | 606 | 195 | Robbery | 8 | 2 | 2 | 0 |
| | | | Theft - Pocket-picking | 0 | 0 | 0 | 0 |
| Group B Arrests | | | Theft - Purse Snatching | 0 | 0 | 0 | 0 |
| Offense | Adult | Juvenile | Theft - Shoplifting | 4 | 0 | 0 | 0 |
| Bad Checks | 2 | 0 | Theft From Building | 104 | 8 | 7 | 1 |
| Curfew/Vagrancy | 0 | 0 | Theft From Coin Machine | 0 | 0 | 0 | 0 |
| Disorderly Conduct | 3 | 7 | Theft From Motor Vehicle | 46 | 6 | 1 | 0 |
| DUI | 73 | 2 | Theft of Motor Vehicle Parts | 49 | 1 | 1 | 0 |
| Drunkenness | 43 | 0 | Theft - All Other Larceny | 92 | 11 | 11 | 1 |
| Family-Non Violent | 61 | 0 | Motor Vehicle Theft | 66 | 9 | 6 | 0 |
| Liquor Law Violations | 8 | 0 | Stolen Property Offenses | 20 | 10 | 13 | 0 |
| Peeping Tom | 0 | 0 | | | | | |
| Runaway | 0 | 0 | | | | | |
| Trespass | 9 | 0 | | | | | |
| All Other Offenses | 796 | 1 | | | | | |
| Total Group B | 995 | 10 | | | | | |

(*) Offenses are counted using the FBI Units of Count for Crime

(**) The 'Arrests' column shows arrests made for incidents during the selected period, regardless of arrest date. Arrest counts for the same period may change over time.

This report is valid as of May 06, 2019 and is subject to change

Tipton County Sheriff's Office - NIBRS Agency Crime Overview - 2018

| Crimes Against Society | | | | |
|------------------------------------|--------------|------------|------------|-----------|
| Animal Cruelty | 3 | 1 | 1 | 0 |
| Drug/Narcotic Violations | 242 | 201 | 221 | 4 |
| Drug/Narcotic Equipment Violations | 208 | 175 | 12 | 0 |
| Gambling - Betting/Wagering | 0 | 0 | 0 | 0 |
| Gambling - Operating/Promoting | 0 | 0 | 0 | 0 |
| Gambling - Equipment Violations | 0 | 0 | 0 | 0 |
| Gambling - Sports Tampering | 0 | 0 | 0 | 0 |
| Pornography/Obscene Material | 8 | 0 | 0 | 0 |
| Prostitution | 0 | 0 | 0 | 0 |
| Prostitution Assisting/Promoting | 0 | 0 | 0 | 0 |
| Purchasing Prostitution | 0 | 0 | 0 | 0 |
| Weapon Law Violations | 57 | 39 | 14 | 0 |
| Total Group A Offenses | 2,300 | 785 | 547 | 14 |

(*) Offenses are counted using the FBI Units of Count for Crime

(**) The 'Arrests' column shows arrests made for incidents during the selected period, regardless of arrest date. Arrest counts for the same period may change over time.

Unicoi County Sheriff's Office - NIBRS Agency Crime Overview - 2018

| 2017 Population Estimate | N/A | Offenses (*) | | Arrests (**) | | | |
|---------------------------------------|-----------------|----------------------------------|-----------------------------------|--------------|----------|----|----|
| | | Reported | Cleared | Adult | Juvenile | | |
| Offense Overview | | Group A Offenses | | | | | |
| Crimes Against Persons | | | | | | | |
| Offense Total | 331 | Murder | 1 | 1 | 0 | 0 | |
| Number Cleared | 228 | Negligent Manslaughter | 0 | 0 | 0 | 0 | |
| Percent Cleared | 68.88 % | Negligent Vehicular Manslaughter | 0 | 0 | 0 | 0 | |
| Group A Crimes per 100,000 population | N/A | Kidnapping/Abduction | 0 | 0 | 0 | 0 | |
| | | Forcible Rape | 1 | 0 | 0 | 0 | |
| | | Forcible Sodomy | 0 | 0 | 0 | 0 | |
| | | Sexual Assault W/Object | 0 | 0 | 0 | 0 | |
| Arrest Overview | | Forcible Fondling | 4 | 4 | 3 | 0 | |
| Total Arrests | 767 | Incest | 0 | 0 | 0 | 0 | |
| Adult Arrests | 742 | Statutory Rape | 0 | 0 | 0 | 0 | |
| Juvenile Arrests | 25 | Aggravated Assault | 21 | 19 | 20 | 1 | |
| Unknown Age | 0 | Simple Assault | 49 | 41 | 42 | 0 | |
| Arrests per 100,000 population | N/A | Intimidation | 4 | 2 | 2 | 0 | |
| | | Stalking | 2 | 2 | 2 | 0 | |
| | | Commercial Sex Acts | 0 | 0 | 0 | 0 | |
| Average number offenses/incident | 1.18 | Involuntary Servitude | 0 | 0 | 0 | 0 | |
| Domestic Violence Victims | | Crimes Against Property | | | | | |
| Offense | Reported | Cleared | | | | | |
| Murder | 1 | 1 | Arson | 1 | 0 | 0 | 0 |
| Aggravated Assault | 10 | 9 | Bribery | 0 | 0 | 0 | 0 |
| Simple Assault | 30 | 29 | Burglary | 29 | 13 | 8 | 2 |
| Intimidation | 1 | 1 | Counterfeiting/Forgery | 0 | 0 | 0 | 0 |
| Stalking | 1 | 1 | Destruction/Damage/Vandalism | 33 | 19 | 11 | 14 |
| Forcible Rape | 0 | 0 | Embezzlement | 1 | 1 | 1 | 0 |
| Forcible Sodomy | 0 | 0 | Extortion/Blackmail | 0 | 0 | 0 | 0 |
| Sexual Assault W/Object | 0 | 0 | Fraud - False Pretenses | 2 | 2 | 2 | 0 |
| Forcible Fondling | 1 | 1 | Fraud - Credit Card/ATM | 5 | 1 | 0 | 0 |
| Incest | 0 | 0 | Fraud - Impersonation | 1 | 0 | 0 | 0 |
| Statutory Rape | 0 | 0 | Fraud - Welfare | 0 | 0 | 0 | 0 |
| Kidnapping/Abduction | 0 | 0 | Fraud - Wire | 0 | 0 | 0 | 0 |
| Commercial Sex Acts | 0 | 0 | Fraud - Identity Theft | 0 | 0 | 0 | 0 |
| Involuntary Servitude | 0 | 0 | Fraud - Computer Hacking/Invasion | 0 | 0 | 0 | 0 |
| Total | 44 | 42 | Robbery | 4 | 2 | 2 | 0 |
| | | | Theft - Pocket-picking | 0 | 0 | 0 | 0 |
| Group B Arrests | | | Theft - Purse Snatching | 0 | 0 | 0 | 0 |
| Offense | Adult | Juvenile | Theft - Shoplifting | 14 | 9 | 13 | 0 |
| Bad Checks | 2 | 0 | Theft From Building | 28 | 7 | 6 | 0 |
| Curfew/Vagrancy | 0 | 0 | Theft From Coin Machine | 0 | 0 | 0 | 0 |
| Disorderly Conduct | 3 | 0 | Theft From Motor Vehicle | 7 | 2 | 2 | 0 |
| DUI | 12 | 0 | Theft of Motor Vehicle Parts | 3 | 0 | 0 | 0 |
| Drunkenness | 22 | 0 | Theft - All Other Larceny | 15 | 5 | 6 | 4 |
| Family-Non Violent | 26 | 0 | Motor Vehicle Theft | 12 | 5 | 6 | 1 |
| Liquor Law Violations | 1 | 0 | Stolen Property Offenses | 4 | 4 | 3 | 0 |
| Peeping Tom | 0 | 0 | | | | | |
| Runaway | 0 | 0 | | | | | |
| Trespass | 3 | 0 | | | | | |
| All Other Offenses | 468 | 1 | | | | | |
| Total Group B | 537 | 1 | | | | | |

(*) Offenses are counted using the FBI Units of Count for Crime

(**) The 'Arrests' column shows arrests made for incidents during the selected period, regardless of arrest date. Arrest counts for the same period may change over time.

This report is valid as of May 06, 2019 and is subject to change

Unicoi County Sheriff's Office - NIBRS Agency Crime Overview - 2018

| Crimes Against Society | | | | |
|------------------------------------|------------|------------|------------|-----------|
| Animal Cruelty | 2 | 1 | 2 | 0 |
| Drug/Narcotic Violations | 48 | 48 | 56 | 0 |
| Drug/Narcotic Equipment Violations | 35 | 35 | 14 | 0 |
| Gambling - Betting/Wagering | 0 | 0 | 0 | 0 |
| Gambling - Operating/Promoting | 0 | 0 | 0 | 0 |
| Gambling - Equipment Violations | 0 | 0 | 0 | 0 |
| Gambling - Sports Tampering | 0 | 0 | 0 | 0 |
| Pornography/Obscene Material | 0 | 0 | 0 | 0 |
| Prostitution | 0 | 0 | 0 | 0 |
| Prostitution Assisting/Promoting | 0 | 0 | 0 | 0 |
| Purchasing Prostitution | 0 | 0 | 0 | 0 |
| Weapon Law Violations | 5 | 5 | 4 | 2 |
| Total Group A Offenses | 331 | 228 | 205 | 24 |

(*) Offenses are counted using the FBI Units of Count for Crime

(**) The 'Arrests' column shows arrests made for incidents during the selected period, regardless of arrest date. Arrest counts for the same period may change over time.

Union County Sheriff's Office - NIBRS Agency Crime Overview - 2018

| 2017 Population Estimate | N/A | Offenses (*) | | Arrests (**) | | | |
|---------------------------------------|-----------------|----------------------------------|-----------------------------------|--------------|----------|----|---|
| | | Reported | Cleared | Adult | Juvenile | | |
| Offense Overview | | Group A Offenses | | | | | |
| Crimes Against Persons | | | | | | | |
| Offense Total | 633 | Murder | 0 | 0 | 0 | 0 | |
| Number Cleared | 333 | Negligent Manslaughter | 0 | 0 | 0 | 0 | |
| Percent Cleared | 52.61 % | Negligent Vehicular Manslaughter | 0 | 0 | 0 | 0 | |
| Group A Crimes per 100,000 population | N/A | Kidnapping/Abduction | 3 | 1 | 1 | 0 | |
| | | Forcible Rape | 6 | 2 | 1 | 1 | |
| | | Forcible Sodomy | 0 | 0 | 0 | 0 | |
| | | Sexual Assault W/Object | 0 | 0 | 0 | 0 | |
| | | Forcible Fondling | 1 | 0 | 0 | 0 | |
| Arrest Overview | | Incest | 0 | 0 | 0 | 0 | |
| Total Arrests | 1,004 | Statutory Rape | 2 | 0 | 0 | 0 | |
| Adult Arrests | 995 | Aggravated Assault | 28 | 25 | 25 | 1 | |
| Juvenile Arrests | 9 | Simple Assault | 96 | 81 | 66 | 3 | |
| Unknown Age | 0 | Intimidation | 16 | 8 | 8 | 0 | |
| Arrests per 100,000 population | N/A | Stalking | 0 | 0 | 0 | 0 | |
| | | Commercial Sex Acts | 0 | 0 | 0 | 0 | |
| Average number offenses/incident | 1.22 | Involuntary Servitude | 0 | 0 | 0 | 0 | |
| Domestic Violence Victims | | Crimes Against Property | | | | | |
| Offense | Reported | Cleared | | | | | |
| Murder | 0 | 0 | Arson | 2 | 1 | 0 | 0 |
| Aggravated Assault | 15 | 14 | Bribery | 0 | 0 | 0 | 0 |
| Simple Assault | 79 | 69 | Burglary | 57 | 7 | 7 | 0 |
| Intimidation | 10 | 7 | Counterfeiting/Forgery | 1 | 0 | 0 | 0 |
| Stalking | 0 | 0 | Destruction/Damage/Vandalism | 63 | 8 | 4 | 0 |
| Forcible Rape | 3 | 2 | Embezzlement | 0 | 0 | 0 | 0 |
| Forcible Sodomy | 0 | 0 | Extortion/Blackmail | 0 | 0 | 0 | 0 |
| Sexual Assault W/Object | 0 | 0 | Fraud - False Pretenses | 4 | 1 | 1 | 0 |
| Forcible Fondling | 1 | 0 | Fraud - Credit Card/ATM | 3 | 0 | 0 | 0 |
| Incest | 0 | 0 | Fraud - Impersonation | 5 | 5 | 5 | 0 |
| Statutory Rape | 0 | 0 | Fraud - Welfare | 0 | 0 | 0 | 0 |
| Kidnapping/Abduction | 0 | 0 | Fraud - Wire | 1 | 0 | 0 | 0 |
| Commercial Sex Acts | 0 | 0 | Fraud - Identity Theft | 2 | 0 | 0 | 0 |
| Involuntary Servitude | 0 | 0 | Fraud - Computer Hacking/Invasion | 0 | 0 | 0 | 0 |
| Total | 108 | 92 | Robbery | 1 | 0 | 0 | 0 |
| | | | Theft - Pocket-picking | 0 | 0 | 0 | 0 |
| | | | Theft - Purse Snatching | 0 | 0 | 0 | 0 |
| | | | Theft - Shoplifting | 13 | 9 | 9 | 0 |
| Group B Arrests | | | Theft From Building | 43 | 8 | 8 | 1 |
| Offense | Adult | Juvenile | Theft From Coin Machine | 0 | 0 | 0 | 0 |
| Bad Checks | 0 | 0 | Theft From Motor Vehicle | 16 | 1 | 1 | 0 |
| Curfew/Vagrancy | 0 | 0 | Theft of Motor Vehicle Parts | 9 | 0 | 0 | 0 |
| Disorderly Conduct | 7 | 0 | Theft - All Other Larceny | 66 | 10 | 10 | 0 |
| DUI | 36 | 0 | Motor Vehicle Theft | 24 | 4 | 3 | 0 |
| Drunkenness | 19 | 0 | Stolen Property Offenses | 11 | 10 | 9 | 0 |
| Family-Non Violent | 58 | 0 | | | | | |
| Liquor Law Violations | 3 | 0 | | | | | |
| Peeping Tom | 0 | 0 | | | | | |
| Runaway | 0 | 0 | | | | | |
| Trespass | 6 | 0 | | | | | |
| All Other Offenses | 602 | 2 | | | | | |
| Total Group B | 731 | 2 | | | | | |

(*) Offenses are counted using the FBI Units of Count for Crime

(**) The 'Arrests' column shows arrests made for incidents during the selected period, regardless of arrest date. Arrest counts for the same period may change over time.

This report is valid as of May 06, 2019 and is subject to change

Union County Sheriff's Office - NIBRS Agency Crime Overview - 2018

| Crimes Against Society | | | | |
|------------------------------------|------------|------------|------------|----------|
| Animal Cruelty | 2 | 0 | 0 | 0 |
| Drug/Narcotic Violations | 83 | 79 | 80 | 1 |
| Drug/Narcotic Equipment Violations | 66 | 66 | 23 | 0 |
| Gambling - Betting/Wagering | 0 | 0 | 0 | 0 |
| Gambling - Operating/Promoting | 0 | 0 | 0 | 0 |
| Gambling - Equipment Violations | 0 | 0 | 0 | 0 |
| Gambling - Sports Tampering | 0 | 0 | 0 | 0 |
| Pornography/Obscene Material | 1 | 0 | 0 | 0 |
| Prostitution | 0 | 0 | 0 | 0 |
| Prostitution Assisting/Promoting | 0 | 0 | 0 | 0 |
| Purchasing Prostitution | 0 | 0 | 0 | 0 |
| Weapon Law Violations | 8 | 7 | 3 | 0 |
| Total Group A Offenses | 633 | 333 | 264 | 7 |

(*) Offenses are counted using the FBI Units of Count for Crime

(**) The 'Arrests' column shows arrests made for incidents during the selected period, regardless of arrest date. Arrest counts for the same period may change over time.

Van Buren County Sheriff's Office - NIBRS Agency Crime Overview - 2018

| 2017 Population Estimate | N/A | Offenses (*) | | Arrests (**) | | | |
|---------------------------------------|-----------------|----------------------------------|-----------------------------------|--------------|----------|---|---|
| | | Reported | Cleared | Adult | Juvenile | | |
| Offense Overview | | Group A Offenses | | | | | |
| Crimes Against Persons | | | | | | | |
| Offense Total | 357 | Murder | 0 | 0 | 0 | 0 | |
| Number Cleared | 298 | Negligent Manslaughter | 0 | 0 | 0 | 0 | |
| Percent Cleared | 83.47 % | Negligent Vehicular Manslaughter | 0 | 0 | 0 | 0 | |
| Group A Crimes per 100,000 population | N/A | Kidnapping/Abduction | 1 | 1 | 0 | 0 | |
| | | Forcible Rape | 0 | 0 | 0 | 0 | |
| | | Forcible Sodomy | 0 | 0 | 0 | 0 | |
| | | Sexual Assault W/Object | 0 | 0 | 0 | 0 | |
| Arrest Overview | | Forcible Fondling | 0 | 0 | 0 | 0 | |
| Total Arrests | 369 | Incest | 0 | 0 | 0 | 0 | |
| Adult Arrests | 369 | Statutory Rape | 0 | 0 | 0 | 0 | |
| Juvenile Arrests | 0 | Aggravated Assault | 6 | 6 | 3 | 0 | |
| Unknown Age | 0 | Simple Assault | 6 | 6 | 4 | 0 | |
| Arrests per 100,000 population | N/A | Intimidation | 1 | 1 | 1 | 0 | |
| | | Stalking | 0 | 0 | 0 | 0 | |
| | | Commercial Sex Acts | 0 | 0 | 0 | 0 | |
| Average number offenses/incident | 1.54 | Involuntary Servitude | 0 | 0 | 0 | 0 | |
| Domestic Violence Victims | | Crimes Against Property | | | | | |
| Offense | Reported | Cleared | | | | | |
| Murder | 0 | 0 | Arson | 0 | 0 | 0 | 0 |
| Aggravated Assault | 1 | 1 | Bribery | 0 | 0 | 0 | 0 |
| Simple Assault | 6 | 6 | Burglary | 8 | 4 | 4 | 0 |
| Intimidation | 1 | 1 | Counterfeiting/Forgery | 2 | 1 | 1 | 0 |
| Stalking | 0 | 0 | Destruction/Damage/Vandalism | 19 | 9 | 3 | 0 |
| Forcible Rape | 0 | 0 | Embezzlement | 0 | 0 | 0 | 0 |
| Forcible Sodomy | 0 | 0 | Extortion/Blackmail | 0 | 0 | 0 | 0 |
| Sexual Assault W/Object | 0 | 0 | Fraud - False Pretenses | 1 | 1 | 0 | 0 |
| Forcible Fondling | 0 | 0 | Fraud - Credit Card/ATM | 1 | 1 | 0 | 0 |
| Incest | 0 | 0 | Fraud - Impersonation | 2 | 2 | 0 | 0 |
| Statutory Rape | 0 | 0 | Fraud - Welfare | 0 | 0 | 0 | 0 |
| Kidnapping/Abduction | 0 | 0 | Fraud - Wire | 1 | 0 | 0 | 0 |
| Commercial Sex Acts | 0 | 0 | Fraud - Identity Theft | 0 | 0 | 0 | 0 |
| Involuntary Servitude | 0 | 0 | Fraud - Computer Hacking/Invasion | 0 | 0 | 0 | 0 |
| Total | 8 | 8 | Robbery | 0 | 0 | 0 | 0 |
| | | | Theft - Pocket-picking | 0 | 0 | 0 | 0 |
| Group B Arrests | | | Theft - Purse Snatching | 0 | 0 | 0 | 0 |
| Offense | Adult | Juvenile | Theft - Shoplifting | 2 | 1 | 1 | 0 |
| Bad Checks | 1 | 0 | Theft From Building | 1 | 1 | 1 | 0 |
| Curfew/Vagrancy | 0 | 0 | Theft From Coin Machine | 0 | 0 | 0 | 0 |
| Disorderly Conduct | 1 | 0 | Theft From Motor Vehicle | 1 | 1 | 1 | 0 |
| DUI | 10 | 0 | Theft of Motor Vehicle Parts | 1 | 0 | 0 | 0 |
| Drunkenness | 2 | 0 | Theft - All Other Larceny | 40 | 7 | 5 | 0 |
| Family-Non Violent | 0 | 0 | Motor Vehicle Theft | 8 | 3 | 3 | 0 |
| Liquor Law Violations | 1 | 0 | Stolen Property Offenses | 0 | 0 | 0 | 0 |
| Peeping Tom | 0 | 0 | | | | | |
| Runaway | 0 | 0 | | | | | |
| Trespass | 0 | 0 | | | | | |
| All Other Offenses | 173 | 0 | | | | | |
| Total Group B | 188 | 0 | | | | | |

(*) Offenses are counted using the FBI Units of Count for Crime

(**) The 'Arrests' column shows arrests made for incidents during the selected period, regardless of arrest date. Arrest counts for the same period may change over time.

This report is valid as of May 06, 2019 and is subject to change

Van Buren County Sheriff's Office - NIBRS Agency Crime Overview - 2018

| Crimes Against Society | | | | |
|------------------------------------|------------|------------|------------|----------|
| Animal Cruelty | 1 | 1 | 1 | 0 |
| Drug/Narcotic Violations | 138 | 136 | 131 | 0 |
| Drug/Narcotic Equipment Violations | 112 | 111 | 20 | 0 |
| Gambling - Betting/Wagering | 0 | 0 | 0 | 0 |
| Gambling - Operating/Promoting | 0 | 0 | 0 | 0 |
| Gambling - Equipment Violations | 0 | 0 | 0 | 0 |
| Gambling - Sports Tampering | 0 | 0 | 0 | 0 |
| Pornography/Obscene Material | 1 | 1 | 1 | 0 |
| Prostitution | 0 | 0 | 0 | 0 |
| Prostitution Assisting/Promoting | 0 | 0 | 0 | 0 |
| Purchasing Prostitution | 0 | 0 | 0 | 0 |
| Weapon Law Violations | 4 | 4 | 1 | 0 |
| Total Group A Offenses | 357 | 298 | 181 | 0 |

(*) Offenses are counted using the FBI Units of Count for Crime

(**) The 'Arrests' column shows arrests made for incidents during the selected period, regardless of arrest date. Arrest counts for the same period may change over time.

Warren County Sheriff's Office - NIBRS Agency Crime Overview - 2018

| 2017 Population Estimate | N/A | Offenses (*) | | Arrests (**) | | | |
|---------------------------------------|-----------------|----------------------------------|-----------------------------------|--------------|----------|----|---|
| | | Reported | Cleared | Adult | Juvenile | | |
| Offense Overview | | Group A Offenses | | | | | |
| Crimes Against Persons | | Crimes Against Persons | | | | | |
| Offense Total | 1,085 | Murder | 1 | 1 | 1 | 0 | |
| Number Cleared | 577 | Negligent Manslaughter | 0 | 0 | 0 | 0 | |
| Percent Cleared | 53.18 % | Negligent Vehicular Manslaughter | 0 | 0 | 0 | 0 | |
| Group A Crimes per 100,000 population | N/A | Kidnapping/Abduction | 2 | 1 | 1 | 0 | |
| | | Forcible Rape | 4 | 0 | 0 | 0 | |
| | | Forcible Sodomy | 0 | 0 | 0 | 0 | |
| | | Sexual Assault W/Object | 0 | 0 | 0 | 0 | |
| Arrest Overview | | Forcible Fondling | 3 | 2 | 0 | 1 | |
| Total Arrests | 2,379 | Incest | 0 | 0 | 0 | 0 | |
| Adult Arrests | 2,126 | Statutory Rape | 0 | 0 | 0 | 0 | |
| Juvenile Arrests | 253 | Aggravated Assault | 83 | 66 | 33 | 2 | |
| Unknown Age | 0 | Simple Assault | 201 | 114 | 70 | 11 | |
| Arrests per 100,000 population | N/A | Intimidation | 29 | 9 | 5 | 2 | |
| | | Stalking | 4 | 2 | 1 | 0 | |
| | | Commercial Sex Acts | 0 | 0 | 0 | 0 | |
| Average number offenses/incident | 1.21 | Involuntary Servitude | 0 | 0 | 0 | 0 | |
| Domestic Violence Victims | | Crimes Against Property | | | | | |
| Offense | Reported | Cleared | | | | | |
| Murder | 0 | 0 | Arson | 6 | 2 | 2 | 0 |
| Aggravated Assault | 39 | 36 | Bribery | 0 | 0 | 0 | 0 |
| Simple Assault | 145 | 80 | Burglary | 81 | 18 | 21 | 1 |
| Intimidation | 16 | 4 | Counterfeiting/Forgery | 12 | 1 | 1 | 0 |
| Stalking | 3 | 2 | Destruction/Damage/Vandalism | 94 | 26 | 18 | 4 |
| Forcible Rape | 1 | 0 | Embezzlement | 1 | 0 | 0 | 0 |
| Forcible Sodomy | 0 | 0 | Extortion/Blackmail | 0 | 0 | 0 | 0 |
| Sexual Assault W/Object | 0 | 0 | Fraud - False Pretenses | 15 | 1 | 1 | 0 |
| Forcible Fondling | 0 | 0 | Fraud - Credit Card/ATM | 13 | 0 | 0 | 0 |
| Incest | 0 | 0 | Fraud - Impersonation | 2 | 0 | 0 | 0 |
| Statutory Rape | 0 | 0 | Fraud - Welfare | 0 | 0 | 0 | 0 |
| Kidnapping/Abduction | 2 | 1 | Fraud - Wire | 1 | 0 | 0 | 0 |
| Commercial Sex Acts | 0 | 0 | Fraud - Identity Theft | 0 | 0 | 0 | 0 |
| Involuntary Servitude | 0 | 0 | Fraud - Computer Hacking/Invasion | 0 | 0 | 0 | 0 |
| Total | 206 | 123 | Robbery | 0 | 0 | 0 | 0 |
| | | | Theft - Pocket-picking | 1 | 1 | 0 | 1 |
| Group B Arrests | | | Theft - Purse Snatching | 0 | 0 | 0 | 0 |
| Offense | Adult | Juvenile | Theft - Shoplifting | 11 | 3 | 1 | 0 |
| Bad Checks | 6 | 0 | Theft From Building | 56 | 11 | 13 | 0 |
| Curfew/Vagrancy | 0 | 0 | Theft From Coin Machine | 0 | 0 | 0 | 0 |
| Disorderly Conduct | 10 | 3 | Theft From Motor Vehicle | 24 | 1 | 1 | 0 |
| DUI | 50 | 0 | Theft of Motor Vehicle Parts | 12 | 1 | 1 | 0 |
| Drunkenness | 18 | 2 | Theft - All Other Larceny | 87 | 15 | 9 | 1 |
| Family-Non Violent | 88 | 0 | Motor Vehicle Theft | 45 | 21 | 19 | 0 |
| Liquor Law Violations | 3 | 1 | Stolen Property Offenses | 3 | 3 | 4 | 0 |
| Peeping Tom | 1 | 0 | | | | | |
| Runaway | 0 | 0 | | | | | |
| Trespass | 29 | 3 | | | | | |
| All Other Offenses | 1,534 | 211 | | | | | |
| Total Group B | 1,739 | 220 | | | | | |

(*) Offenses are counted using the FBI Units of Count for Crime

(**) The 'Arrests' column shows arrests made for incidents during the selected period, regardless of arrest date. Arrest counts for the same period may change over time.

This report is valid as of May 06, 2019 and is subject to change

Warren County Sheriff's Office - NIBRS Agency Crime Overview - 2018

| Crimes Against Society | | | | |
|------------------------------------|--------------|------------|------------|-----------|
| Animal Cruelty | 1 | 1 | 1 | 0 |
| Drug/Narcotic Violations | 161 | 151 | 154 | 5 |
| Drug/Narcotic Equipment Violations | 110 | 106 | 23 | 1 |
| Gambling - Betting/Wagering | 0 | 0 | 0 | 0 |
| Gambling - Operating/Promoting | 0 | 0 | 0 | 0 |
| Gambling - Equipment Violations | 0 | 0 | 0 | 0 |
| Gambling - Sports Tampering | 0 | 0 | 0 | 0 |
| Pornography/Obscene Material | 1 | 0 | 0 | 0 |
| Prostitution | 0 | 0 | 0 | 0 |
| Prostitution Assisting/Promoting | 0 | 0 | 0 | 0 |
| Purchasing Prostitution | 0 | 0 | 0 | 0 |
| Weapon Law Violations | 21 | 20 | 7 | 4 |
| Total Group A Offenses | 1,085 | 577 | 387 | 33 |

(*) Offenses are counted using the FBI Units of Count for Crime

(**) The 'Arrests' column shows arrests made for incidents during the selected period, regardless of arrest date. Arrest counts for the same period may change over time.

Washington County Sheriff's Office - NIBRS Agency Crime Overview - 2018

| 2017 Population Estimate | N/A | Offenses (*) | | Arrests (**) | | | |
|---------------------------------------|-----------------|----------------------------------|-----------------------------------|--------------|----------|----|---|
| | | Reported | Cleared | Adult | Juvenile | | |
| Offense Overview | | Group A Offenses | | | | | |
| Crimes Against Persons | | Crimes Against Persons | | | | | |
| Offense Total | 2,326 | Murder | 2 | 2 | 2 | 0 | |
| Number Cleared | 1,205 | Negligent Manslaughter | 0 | 0 | 0 | 0 | |
| Percent Cleared | 51.81 % | Negligent Vehicular Manslaughter | 0 | 0 | 0 | 0 | |
| Group A Crimes per 100,000 population | N/A | Kidnapping/Abduction | 12 | 9 | 4 | 0 | |
| | | Forcible Rape | 13 | 7 | 0 | 0 | |
| | | Forcible Sodomy | 3 | 2 | 0 | 0 | |
| | | Sexual Assault W/Object | 2 | 2 | 1 | 0 | |
| | | Forcible Fondling | 13 | 5 | 0 | 0 | |
| Arrest Overview | | Incest | 2 | 1 | 0 | 0 | |
| Total Arrests | 4,339 | Statutory Rape | 0 | 0 | 0 | 0 | |
| Adult Arrests | 4,295 | Aggravated Assault | 184 | 138 | 105 | 4 | |
| Juvenile Arrests | 44 | Simple Assault | 552 | 414 | 270 | 10 | |
| Unknown Age | 0 | Intimidation | 69 | 5 | 4 | 0 | |
| Arrests per 100,000 population | N/A | Stalking | 10 | 7 | 2 | 0 | |
| | | Commercial Sex Acts | 0 | 0 | 0 | 0 | |
| Average number offenses/incident | 1.23 | Involuntary Servitude | 0 | 0 | 0 | 0 | |
| Domestic Violence Victims | | Crimes Against Property | | | | | |
| Offense | Reported | Cleared | | | | | |
| Murder | 0 | 0 | Arson | 0 | 0 | 0 | 0 |
| Aggravated Assault | 96 | 84 | Bribery | 0 | 0 | 0 | 0 |
| Simple Assault | 325 | 278 | Burglary | 198 | 59 | 48 | 0 |
| Intimidation | 29 | 4 | Counterfeiting/Forgery | 18 | 10 | 5 | 0 |
| Stalking | 3 | 2 | Destruction/Damage/Vandalism | 191 | 44 | 26 | 8 |
| Forcible Rape | 6 | 1 | Embezzlement | 0 | 0 | 0 | 0 |
| Forcible Sodomy | 1 | 1 | Extortion/Blackmail | 2 | 0 | 0 | 0 |
| Sexual Assault W/Object | 0 | 0 | Fraud - False Pretenses | 42 | 3 | 1 | 0 |
| Forcible Fondling | 6 | 3 | Fraud - Credit Card/ATM | 21 | 4 | 4 | 0 |
| Incest | 2 | 1 | Fraud - Impersonation | 10 | 8 | 8 | 0 |
| Statutory Rape | 0 | 0 | Fraud - Welfare | 0 | 0 | 0 | 0 |
| Kidnapping/Abduction | 2 | 1 | Fraud - Wire | 6 | 1 | 1 | 0 |
| Commercial Sex Acts | 0 | 0 | Fraud - Identity Theft | 18 | 2 | 0 | 0 |
| Involuntary Servitude | 0 | 0 | Fraud - Computer Hacking/Invasion | 0 | 0 | 0 | 0 |
| Total | 470 | 375 | Robbery | 5 | 4 | 4 | 2 |
| | | | Theft - Pocket-picking | 2 | 0 | 0 | 0 |
| | | | Theft - Purse Snatching | 1 | 0 | 0 | 0 |
| | | | Theft - Shoplifting | 15 | 6 | 7 | 0 |
| Group B Arrests | | | Theft From Building | 52 | 8 | 4 | 0 |
| Offense | Adult | Juvenile | Theft From Coin Machine | 0 | 0 | 0 | 0 |
| Bad Checks | 0 | 0 | Theft From Motor Vehicle | 111 | 20 | 14 | 0 |
| Curfew/Vagrancy | 0 | 0 | Theft of Motor Vehicle Parts | 8 | 0 | 0 | 0 |
| Disorderly Conduct | 13 | 0 | Theft - All Other Larceny | 271 | 46 | 28 | 1 |
| DUI | 62 | 0 | Motor Vehicle Theft | 99 | 34 | 19 | 0 |
| Drunkenness | 72 | 3 | Stolen Property Offenses | 14 | 11 | 10 | 0 |
| Family-Non Violent | 6 | 0 | | | | | |
| Liquor Law Violations | 0 | 0 | | | | | |
| Peeping Tom | 0 | 0 | | | | | |
| Runaway | 0 | 0 | | | | | |
| Trespass | 4 | 0 | | | | | |
| All Other Offenses | 3,332 | 5 | | | | | |
| Total Group B | 3,489 | 8 | | | | | |

(*) Offenses are counted using the FBI Units of Count for Crime

(**) The 'Arrests' column shows arrests made for incidents during the selected period, regardless of arrest date. Arrest counts for the same period may change over time.

This report is valid as of May 06, 2019 and is subject to change

Washington County Sheriff's Office - NIBRS Agency Crime Overview - 2018

| Crimes Against Society | | | | |
|------------------------------------|--------------|--------------|------------|-----------|
| Animal Cruelty | 3 | 2 | 1 | 0 |
| Drug/Narcotic Violations | 205 | 194 | 185 | 11 |
| Drug/Narcotic Equipment Violations | 150 | 140 | 49 | 0 |
| Gambling - Betting/Wagering | 0 | 0 | 0 | 0 |
| Gambling - Operating/Promoting | 0 | 0 | 0 | 0 |
| Gambling - Equipment Violations | 0 | 0 | 0 | 0 |
| Gambling - Sports Tampering | 0 | 0 | 0 | 0 |
| Pornography/Obscene Material | 2 | 1 | 0 | 0 |
| Prostitution | 0 | 0 | 0 | 0 |
| Prostitution Assisting/Promoting | 0 | 0 | 0 | 0 |
| Purchasing Prostitution | 0 | 0 | 0 | 0 |
| Weapon Law Violations | 20 | 16 | 4 | 0 |
| Total Group A Offenses | 2,326 | 1,205 | 806 | 36 |

(*) Offenses are counted using the FBI Units of Count for Crime

(**) The 'Arrests' column shows arrests made for incidents during the selected period, regardless of arrest date. Arrest counts for the same period may change over time.

Wayne County Sheriff's Office - NIBRS Agency Crime Overview - 2018

| 2017 Population Estimate | N/A | Offenses (*) | | Arrests (**) | | | |
|---------------------------------------|-----------------|----------------------------------|-----------------------------------|--------------|----------|---|---|
| | | Reported | Cleared | Adult | Juvenile | | |
| Offense Overview | | Group A Offenses | | | | | |
| Crimes Against Persons | | | | | | | |
| Offense Total | 155 | Murder | 0 | 0 | 0 | 0 | |
| Number Cleared | 79 | Negligent Manslaughter | 0 | 0 | 0 | 0 | |
| Percent Cleared | 50.97 % | Negligent Vehicular Manslaughter | 0 | 0 | 0 | 0 | |
| Group A Crimes per 100,000 population | N/A | Kidnapping/Abduction | 0 | 0 | 0 | 0 | |
| | | Forcible Rape | 0 | 0 | 0 | 0 | |
| | | Forcible Sodomy | 3 | 3 | 2 | 0 | |
| | | Sexual Assault W/Object | 0 | 0 | 0 | 0 | |
| Arrest Overview | | Forcible Fondling | 1 | 1 | 1 | 0 | |
| Total Arrests | 344 | Incest | 0 | 0 | 0 | 0 | |
| Adult Arrests | 340 | Statutory Rape | 0 | 0 | 0 | 0 | |
| Juvenile Arrests | 4 | Aggravated Assault | 9 | 9 | 8 | 0 | |
| Unknown Age | 0 | Simple Assault | 19 | 16 | 15 | 1 | |
| Arrests per 100,000 population | N/A | Intimidation | 2 | 2 | 1 | 0 | |
| | | Stalking | 0 | 0 | 0 | 0 | |
| | | Commercial Sex Acts | 0 | 0 | 0 | 0 | |
| Average number offenses/incident | 1.16 | Involuntary Servitude | 0 | 0 | 0 | 0 | |
| Domestic Violence Victims | | Crimes Against Property | | | | | |
| Offense | Reported | Cleared | | | | | |
| Murder | 0 | 0 | Arson | 0 | 0 | 0 | 0 |
| Aggravated Assault | 5 | 5 | Bribery | 0 | 0 | 0 | 0 |
| Simple Assault | 16 | 15 | Burglary | 8 | 4 | 3 | 0 |
| Intimidation | 0 | 0 | Counterfeiting/Forgery | 0 | 0 | 0 | 0 |
| Stalking | 0 | 0 | Destruction/Damage/Vandalism | 18 | 4 | 3 | 1 |
| Forcible Rape | 0 | 0 | Embezzlement | 0 | 0 | 0 | 0 |
| Forcible Sodomy | 0 | 0 | Extortion/Blackmail | 0 | 0 | 0 | 0 |
| Sexual Assault W/Object | 0 | 0 | Fraud - False Pretenses | 0 | 0 | 0 | 0 |
| Forcible Fondling | 1 | 1 | Fraud - Credit Card/ATM | 4 | 3 | 2 | 0 |
| Incest | 0 | 0 | Fraud - Impersonation | 2 | 2 | 1 | 0 |
| Statutory Rape | 0 | 0 | Fraud - Welfare | 0 | 0 | 0 | 0 |
| Kidnapping/Abduction | 0 | 0 | Fraud - Wire | 0 | 0 | 0 | 0 |
| Commercial Sex Acts | 0 | 0 | Fraud - Identity Theft | 1 | 0 | 0 | 0 |
| Involuntary Servitude | 0 | 0 | Fraud - Computer Hacking/Invasion | 0 | 0 | 0 | 0 |
| Total | 22 | 21 | Robbery | 0 | 0 | 0 | 0 |
| | | | Theft - Pocket-picking | 0 | 0 | 0 | 0 |
| Group B Arrests | | | Theft - Purse Snatching | 0 | 0 | 0 | 0 |
| Offense | Adult | Juvenile | Theft - Shoplifting | 0 | 0 | 0 | 0 |
| Bad Checks | 25 | 0 | Theft From Building | 21 | 5 | 6 | 0 |
| Curfew/Vagrancy | 0 | 0 | Theft From Coin Machine | 0 | 0 | 0 | 0 |
| Disorderly Conduct | 0 | 0 | Theft From Motor Vehicle | 9 | 0 | 0 | 0 |
| DUI | 1 | 0 | Theft of Motor Vehicle Parts | 3 | 0 | 0 | 0 |
| Drunkenness | 1 | 0 | Theft - All Other Larceny | 21 | 7 | 9 | 0 |
| Family-Non Violent | 0 | 0 | Motor Vehicle Theft | 12 | 3 | 3 | 0 |
| Liquor Law Violations | 4 | 0 | Stolen Property Offenses | 0 | 0 | 0 | 0 |
| Peeping Tom | 0 | 0 | | | | | |
| Runaway | 0 | 0 | | | | | |
| Trespass | 0 | 0 | | | | | |
| All Other Offenses | 240 | 2 | | | | | |
| Total Group B | 271 | 2 | | | | | |

(*) Offenses are counted using the FBI Units of Count for Crime

(**) The 'Arrests' column shows arrests made for incidents during the selected period, regardless of arrest date. Arrest counts for the same period may change over time.

This report is valid as of May 06, 2019 and is subject to change

Wayne County Sheriff's Office - NIBRS Agency Crime Overview - 2018

| Crimes Against Society | | | | |
|------------------------------------|------------|-----------|-----------|----------|
| Animal Cruelty | 0 | 0 | 0 | 0 |
| Drug/Narcotic Violations | 13 | 12 | 12 | 0 |
| Drug/Narcotic Equipment Violations | 8 | 7 | 2 | 0 |
| Gambling - Betting/Wagering | 0 | 0 | 0 | 0 |
| Gambling - Operating/Promoting | 0 | 0 | 0 | 0 |
| Gambling - Equipment Violations | 0 | 0 | 0 | 0 |
| Gambling - Sports Tampering | 0 | 0 | 0 | 0 |
| Pornography/Obscene Material | 0 | 0 | 0 | 0 |
| Prostitution | 0 | 0 | 0 | 0 |
| Prostitution Assisting/Promoting | 0 | 0 | 0 | 0 |
| Purchasing Prostitution | 0 | 0 | 0 | 0 |
| Weapon Law Violations | 1 | 1 | 1 | 0 |
| Total Group A Offenses | 155 | 79 | 69 | 2 |

Please go to <https://crimeinsight.tbi.tn.gov/> for additional 2018 data.

(*) Offenses are counted using the FBI Units of Count for Crime

(**) The 'Arrests' column shows arrests made for incidents during the selected period, regardless of arrest date. Arrest counts for the same period may change over time.

Weakley County Sheriff's Office - NIBRS Agency Crime Overview - 2018

| 2017 Population Estimate | N/A | Offenses (*) | | Arrests (**) | | | |
|---------------------------------------|-----------------|----------------------------------|-----------------------------------|--------------|----------|---|---|
| | | Reported | Cleared | Adult | Juvenile | | |
| Offense Overview | | Group A Offenses | | | | | |
| Crimes Against Persons | | | | | | | |
| Offense Total | 423 | Murder | 1 | 0 | 0 | 0 | |
| Number Cleared | 291 | Negligent Manslaughter | 0 | 0 | 0 | 0 | |
| Percent Cleared | 68.79 % | Negligent Vehicular Manslaughter | 0 | 0 | 0 | 0 | |
| Group A Crimes per 100,000 population | N/A | Kidnapping/Abduction | 0 | 0 | 0 | 0 | |
| | | Forcible Rape | 1 | 1 | 1 | 0 | |
| | | Forcible Sodomy | 0 | 0 | 0 | 0 | |
| | | Sexual Assault W/Object | 0 | 0 | 0 | 0 | |
| Arrest Overview | | Forcible Fondling | 2 | 2 | 2 | 0 | |
| Total Arrests | 1,344 | Incest | 0 | 0 | 0 | 0 | |
| Adult Arrests | 1,337 | Statutory Rape | 0 | 0 | 0 | 0 | |
| Juvenile Arrests | 7 | Aggravated Assault | 32 | 30 | 20 | 0 | |
| Unknown Age | 0 | Simple Assault | 45 | 41 | 35 | 1 | |
| Arrests per 100,000 population | N/A | Intimidation | 11 | 4 | 4 | 0 | |
| | | Stalking | 1 | 0 | 0 | 0 | |
| | | Commercial Sex Acts | 0 | 0 | 0 | 0 | |
| Average number offenses/incident | 1.34 | Involuntary Servitude | 0 | 0 | 0 | 0 | |
| Domestic Violence Victims | | Crimes Against Property | | | | | |
| Offense | Reported | Cleared | | | | | |
| Murder | 0 | 0 | Arson | 1 | 0 | 0 | 0 |
| Aggravated Assault | 4 | 4 | Bribery | 0 | 0 | 0 | 0 |
| Simple Assault | 30 | 26 | Burglary | 33 | 7 | 7 | 0 |
| Intimidation | 4 | 3 | Counterfeiting/Forgery | 3 | 3 | 3 | 0 |
| Stalking | 0 | 0 | Destruction/Damage/Vandalism | 31 | 11 | 2 | 0 |
| Forcible Rape | 1 | 1 | Embezzlement | 0 | 0 | 0 | 0 |
| Forcible Sodomy | 0 | 0 | Extortion/Blackmail | 0 | 0 | 0 | 0 |
| Sexual Assault W/Object | 0 | 0 | Fraud - False Pretenses | 12 | 7 | 5 | 0 |
| Forcible Fondling | 0 | 0 | Fraud - Credit Card/ATM | 1 | 0 | 0 | 0 |
| Incest | 0 | 0 | Fraud - Impersonation | 10 | 2 | 2 | 0 |
| Statutory Rape | 0 | 0 | Fraud - Welfare | 0 | 0 | 0 | 0 |
| Kidnapping/Abduction | 0 | 0 | Fraud - Wire | 0 | 0 | 0 | 0 |
| Commercial Sex Acts | 0 | 0 | Fraud - Identity Theft | 0 | 0 | 0 | 0 |
| Involuntary Servitude | 0 | 0 | Fraud - Computer Hacking/Invasion | 0 | 0 | 0 | 0 |
| Total | 39 | 34 | Robbery | 2 | 1 | 0 | 1 |
| | | | Theft - Pocket-picking | 0 | 0 | 0 | 0 |
| Group B Arrests | | | Theft - Purse Snatching | 0 | 0 | 0 | 0 |
| Offense | Adult | Juvenile | Theft - Shoplifting | 0 | 0 | 0 | 0 |
| Bad Checks | 67 | 0 | Theft From Building | 11 | 2 | 1 | 0 |
| Curfew/Vagrancy | 0 | 0 | Theft From Coin Machine | 0 | 0 | 0 | 0 |
| Disorderly Conduct | 2 | 0 | Theft From Motor Vehicle | 8 | 3 | 3 | 0 |
| DUI | 16 | 1 | Theft of Motor Vehicle Parts | 3 | 0 | 0 | 0 |
| Drunkenness | 4 | 0 | Theft - All Other Larceny | 30 | 5 | 5 | 0 |
| Family-Non Violent | 22 | 1 | Motor Vehicle Theft | 8 | 1 | 1 | 0 |
| Liquor Law Violations | 6 | 0 | Stolen Property Offenses | 0 | 0 | 0 | 0 |
| Peeping Tom | 0 | 0 | | | | | |
| Runaway | 0 | 0 | | | | | |
| Trespass | 7 | 0 | | | | | |
| All Other Offenses | 987 | 1 | | | | | |
| Total Group B | 1,111 | 3 | | | | | |

(*) Offenses are counted using the FBI Units of Count for Crime

(**) The 'Arrests' column shows arrests made for incidents during the selected period, regardless of arrest date. Arrest counts for the same period may change over time.

This report is valid as of May 06, 2019 and is subject to change

Weakley County Sheriff's Office - NIBRS Agency Crime Overview - 2018

| Crimes Against Society | | | | |
|------------------------------------|------------|------------|------------|----------|
| Animal Cruelty | 0 | 0 | 0 | 0 |
| Drug/Narcotic Violations | 101 | 96 | 122 | 2 |
| Drug/Narcotic Equipment Violations | 71 | 70 | 12 | 0 |
| Gambling - Betting/Wagering | 0 | 0 | 0 | 0 |
| Gambling - Operating/Promoting | 0 | 0 | 0 | 0 |
| Gambling - Equipment Violations | 0 | 0 | 0 | 0 |
| Gambling - Sports Tampering | 0 | 0 | 0 | 0 |
| Pornography/Obscene Material | 0 | 0 | 0 | 0 |
| Prostitution | 0 | 0 | 0 | 0 |
| Prostitution Assisting/Promoting | 0 | 0 | 0 | 0 |
| Purchasing Prostitution | 0 | 0 | 0 | 0 |
| Weapon Law Violations | 5 | 5 | 1 | 0 |
| Total Group A Offenses | 423 | 291 | 226 | 4 |

(*) Offenses are counted using the FBI Units of Count for Crime

(**) The 'Arrests' column shows arrests made for incidents during the selected period, regardless of arrest date. Arrest counts for the same period may change over time.

White County Sheriff's Office - NIBRS Agency Crime Overview - 2018

| 2017 Population Estimate | N/A | Offenses (*) | | Arrests (**) | | | |
|---------------------------------------|-----------------|----------------------------------|-----------------------------------|--------------|----------|----|---|
| | | Reported | Cleared | Adult | Juvenile | | |
| Offense Overview | | Group A Offenses | | | | | |
| Crimes Against Persons | | | | | | | |
| Offense Total | 886 | Murder | 3 | 3 | 2 | 1 | |
| Number Cleared | 446 | Negligent Manslaughter | 0 | 0 | 0 | 0 | |
| Percent Cleared | 50.34 % | Negligent Vehicular Manslaughter | 0 | 0 | 0 | 0 | |
| Group A Crimes per 100,000 population | N/A | Kidnapping/Abduction | 2 | 2 | 2 | 0 | |
| | | Forcible Rape | 9 | 3 | 3 | 0 | |
| | | Forcible Sodomy | 0 | 0 | 0 | 0 | |
| | | Sexual Assault W/Object | 0 | 0 | 0 | 0 | |
| Arrest Overview | | Forcible Fondling | 3 | 0 | 0 | 0 | |
| Total Arrests | 961 | Incest | 0 | 0 | 0 | 0 | |
| Adult Arrests | 951 | Statutory Rape | 1 | 1 | 1 | 0 | |
| Juvenile Arrests | 10 | Aggravated Assault | 45 | 40 | 29 | 1 | |
| Unknown Age | 0 | Simple Assault | 77 | 60 | 55 | 0 | |
| Arrests per 100,000 population | N/A | Intimidation | 13 | 0 | 0 | 0 | |
| | | Stalking | 0 | 0 | 0 | 0 | |
| | | Commercial Sex Acts | 0 | 0 | 0 | 0 | |
| Average number offenses/incident | 1.22 | Involuntary Servitude | 0 | 0 | 0 | 0 | |
| Domestic Violence Victims | | Crimes Against Property | | | | | |
| Offense | Reported | Cleared | | | | | |
| Murder | 3 | 3 | Arson | 0 | 0 | 0 | 0 |
| Aggravated Assault | 19 | 15 | Bribery | 0 | 0 | 0 | 0 |
| Simple Assault | 54 | 44 | Burglary | 53 | 4 | 4 | 0 |
| Intimidation | 5 | 0 | Counterfeiting/Forgery | 14 | 2 | 1 | 0 |
| Stalking | 0 | 0 | Destruction/Damage/Vandalism | 100 | 11 | 10 | 0 |
| Forcible Rape | 6 | 2 | Embezzlement | 0 | 0 | 0 | 0 |
| Forcible Sodomy | 0 | 0 | Extortion/Blackmail | 1 | 0 | 0 | 0 |
| Sexual Assault W/Object | 0 | 0 | Fraud - False Pretenses | 7 | 1 | 1 | 0 |
| Forcible Fondling | 0 | 0 | Fraud - Credit Card/ATM | 6 | 0 | 0 | 0 |
| Incest | 0 | 0 | Fraud - Impersonation | 3 | 2 | 1 | 0 |
| Statutory Rape | 0 | 0 | Fraud - Welfare | 0 | 0 | 0 | 0 |
| Kidnapping/Abduction | 1 | 1 | Fraud - Wire | 1 | 0 | 0 | 0 |
| Commercial Sex Acts | 0 | 0 | Fraud - Identity Theft | 1 | 0 | 0 | 0 |
| Involuntary Servitude | 0 | 0 | Fraud - Computer Hacking/Invasion | 0 | 0 | 0 | 0 |
| Total | 88 | 65 | Robbery | 2 | 0 | 0 | 0 |
| | | | Theft - Pocket-picking | 0 | 0 | 0 | 0 |
| Group B Arrests | | | Theft - Purse Snatching | 0 | 0 | 0 | 0 |
| Offense | Adult | Juvenile | Theft - Shoplifting | 1 | 1 | 1 | 0 |
| Bad Checks | 1 | 0 | Theft From Building | 115 | 14 | 13 | 0 |
| Curfew/Vagrancy | 0 | 0 | Theft From Coin Machine | 0 | 0 | 0 | 0 |
| Disorderly Conduct | 10 | 0 | Theft From Motor Vehicle | 23 | 1 | 2 | 0 |
| DUI | 53 | 0 | Theft of Motor Vehicle Parts | 7 | 0 | 0 | 0 |
| Drunkenness | 27 | 0 | Theft - All Other Larceny | 43 | 1 | 1 | 0 |
| Family-Non Violent | 0 | 0 | Motor Vehicle Theft | 39 | 7 | 8 | 0 |
| Liquor Law Violations | 3 | 0 | Stolen Property Offenses | 0 | 0 | 0 | 0 |
| Peeping Tom | 0 | 0 | | | | | |
| Runaway | 0 | 0 | | | | | |
| Trespass | 5 | 2 | | | | | |
| All Other Offenses | 517 | 4 | | | | | |
| Total Group B | 616 | 6 | | | | | |

(*) Offenses are counted using the FBI Units of Count for Crime

(**) The 'Arrests' column shows arrests made for incidents during the selected period, regardless of arrest date. Arrest counts for the same period may change over time.

This report is valid as of May 06, 2019 and is subject to change

White County Sheriff's Office - NIBRS Agency Crime Overview - 2018

| Crimes Against Society | | | | |
|------------------------------------|------------|------------|------------|----------|
| Animal Cruelty | 0 | 0 | 0 | 0 |
| Drug/Narcotic Violations | 159 | 146 | 110 | 2 |
| Drug/Narcotic Equipment Violations | 139 | 131 | 80 | 0 |
| Gambling - Betting/Wagering | 0 | 0 | 0 | 0 |
| Gambling - Operating/Promoting | 0 | 0 | 0 | 0 |
| Gambling - Equipment Violations | 0 | 0 | 0 | 0 |
| Gambling - Sports Tampering | 0 | 0 | 0 | 0 |
| Pornography/Obscene Material | 1 | 0 | 0 | 0 |
| Prostitution | 0 | 0 | 0 | 0 |
| Prostitution Assisting/Promoting | 0 | 0 | 0 | 0 |
| Purchasing Prostitution | 0 | 0 | 0 | 0 |
| Weapon Law Violations | 18 | 16 | 11 | 0 |
| Total Group A Offenses | 886 | 446 | 335 | 4 |

(*) Offenses are counted using the FBI Units of Count for Crime

(**) The 'Arrests' column shows arrests made for incidents during the selected period, regardless of arrest date. Arrest counts for the same period may change over time.

Williamson County Sheriff's Office - NIBRS Agency Crime Overview - 2018

| 2017 Population Estimate | N/A | Offenses (*) | | Arrests (**) | | | |
|---------------------------------------|-----------------|----------------------------------|-----------------------------------|--------------|----------|----|----|
| | | Reported | Cleared | Adult | Juvenile | | |
| Offense Overview | | Group A Offenses | | | | | |
| Crimes Against Persons | | Crimes Against Persons | | | | | |
| Offense Total | 2,018 | Murder | 2 | 2 | 2 | 0 | |
| Number Cleared | 1,396 | Negligent Manslaughter | 0 | 0 | 0 | 0 | |
| Percent Cleared | 69.18 % | Negligent Vehicular Manslaughter | 0 | 0 | 0 | 0 | |
| Group A Crimes per 100,000 population | N/A | Kidnapping/Abduction | 1 | 1 | 1 | 0 | |
| | | Forcible Rape | 6 | 3 | 0 | 0 | |
| | | Forcible Sodomy | 2 | 2 | 0 | 0 | |
| | | Sexual Assault W/Object | 0 | 0 | 0 | 0 | |
| Arrest Overview | | Forcible Fondling | 31 | 26 | 0 | 8 | |
| Total Arrests | 3,771 | Incest | 0 | 0 | 0 | 0 | |
| Adult Arrests | 3,550 | Statutory Rape | 0 | 0 | 0 | 0 | |
| Juvenile Arrests | 221 | Aggravated Assault | 63 | 55 | 27 | 5 | |
| Unknown Age | 0 | Simple Assault | 308 | 244 | 79 | 49 | |
| Arrests per 100,000 population | N/A | Intimidation | 117 | 86 | 8 | 9 | |
| | | Stalking | 9 | 7 | 5 | 0 | |
| | | Commercial Sex Acts | 0 | 0 | 0 | 0 | |
| Average number offenses/incident | 1.34 | Involuntary Servitude | 0 | 0 | 0 | 0 | |
| Domestic Violence Victims | | Crimes Against Property | | | | | |
| Offense | Reported | Cleared | | | | | |
| Murder | 1 | 1 | Arson | 1 | 0 | 0 | 0 |
| Aggravated Assault | 21 | 19 | Bribery | 0 | 0 | 0 | 0 |
| Simple Assault | 130 | 91 | Burglary | 80 | 9 | 5 | 0 |
| Intimidation | 11 | 7 | Counterfeiting/Forgery | 22 | 21 | 11 | 1 |
| Stalking | 3 | 3 | Destruction/Damage/Vandalism | 101 | 38 | 15 | 0 |
| Forcible Rape | 0 | 0 | Embezzlement | 1 | 0 | 0 | 0 |
| Forcible Sodomy | 1 | 1 | Extortion/Blackmail | 7 | 0 | 0 | 0 |
| Sexual Assault W/Object | 0 | 0 | Fraud - False Pretenses | 79 | 29 | 9 | 0 |
| Forcible Fondling | 1 | 1 | Fraud - Credit Card/ATM | 18 | 2 | 0 | 0 |
| Incest | 0 | 0 | Fraud - Impersonation | 29 | 14 | 12 | 0 |
| Statutory Rape | 0 | 0 | Fraud - Welfare | 0 | 0 | 0 | 0 |
| Kidnapping/Abduction | 1 | 1 | Fraud - Wire | 5 | 0 | 0 | 0 |
| Commercial Sex Acts | 0 | 0 | Fraud - Identity Theft | 6 | 2 | 0 | 0 |
| Involuntary Servitude | 0 | 0 | Fraud - Computer Hacking/Invasion | 3 | 1 | 1 | 0 |
| Total | 169 | 124 | Robbery | 4 | 4 | 5 | 0 |
| | | | Theft - Pocket-picking | 0 | 0 | 0 | 0 |
| Group B Arrests | | | Theft - Purse Snatching | 0 | 0 | 0 | 0 |
| Offense | Adult | Juvenile | Theft - Shoplifting | 18 | 13 | 13 | 0 |
| Bad Checks | 3 | 0 | Theft From Building | 62 | 28 | 3 | 10 |
| Curfew/Vagrancy | 0 | 0 | Theft From Coin Machine | 0 | 0 | 0 | 0 |
| Disorderly Conduct | 4 | 24 | Theft From Motor Vehicle | 72 | 18 | 20 | 0 |
| DUI | 166 | 2 | Theft of Motor Vehicle Parts | 11 | 0 | 0 | 0 |
| Drunkenness | 19 | 4 | Theft - All Other Larceny | 64 | 12 | 9 | 0 |
| Family-Non Violent | 108 | 1 | Motor Vehicle Theft | 24 | 10 | 5 | 1 |
| Liquor Law Violations | 9 | 9 | Stolen Property Offenses | 10 | 10 | 14 | 0 |
| Peeping Tom | 1 | 0 | | | | | |
| Runaway | 0 | 0 | | | | | |
| Trespass | 10 | 3 | | | | | |
| All Other Offenses | 2,532 | 21 | | | | | |
| Total Group B | 2,852 | 64 | | | | | |

(*) Offenses are counted using the FBI Units of Count for Crime

(**) The 'Arrests' column shows arrests made for incidents during the selected period, regardless of arrest date. Arrest counts for the same period may change over time.

This report is valid as of May 06, 2019 and is subject to change

Williamson County Sheriff's Office - NIBRS Agency Crime Overview - 2018

| Crimes Against Society | | | | |
|------------------------------------|--------------|--------------|------------|------------|
| Animal Cruelty | 3 | 0 | 0 | 0 |
| Drug/Narcotic Violations | 471 | 408 | 380 | 60 |
| Drug/Narcotic Equipment Violations | 326 | 300 | 68 | 6 |
| Gambling - Betting/Wagering | 0 | 0 | 0 | 0 |
| Gambling - Operating/Promoting | 0 | 0 | 0 | 0 |
| Gambling - Equipment Violations | 0 | 0 | 0 | 0 |
| Gambling - Sports Tampering | 0 | 0 | 0 | 0 |
| Pornography/Obscene Material | 19 | 9 | 0 | 1 |
| Prostitution | 0 | 0 | 0 | 0 |
| Prostitution Assisting/Promoting | 0 | 0 | 0 | 0 |
| Purchasing Prostitution | 0 | 0 | 0 | 0 |
| Weapon Law Violations | 43 | 42 | 6 | 7 |
| Total Group A Offenses | 2,018 | 1,396 | 698 | 157 |

(*) Offenses are counted using the FBI Units of Count for Crime

(**) The 'Arrests' column shows arrests made for incidents during the selected period, regardless of arrest date. Arrest counts for the same period may change over time.

Wilson County Sheriff's Office - NIBRS Agency Crime Overview - 2018

| 2017 Population Estimate | N/A | Offenses (*) | | Arrests (**) | | | |
|---------------------------------------|-----------------|----------------------------------|-----------------------------------|--------------|----------|----|---|
| | | Reported | Cleared | Adult | Juvenile | | |
| Offense Overview | | Group A Offenses | | | | | |
| Crimes Against Persons | | | | | | | |
| Offense Total | 2,034 | Murder | 3 | 3 | 1 | 1 | |
| Number Cleared | 988 | Negligent Manslaughter | 0 | 0 | 0 | 0 | |
| Percent Cleared | 48.57 % | Negligent Vehicular Manslaughter | 0 | 0 | 0 | 0 | |
| Group A Crimes per 100,000 population | N/A | Kidnapping/Abduction | 6 | 3 | 2 | 0 | |
| | | Forcible Rape | 0 | 0 | 0 | 0 | |
| | | Forcible Sodomy | 0 | 0 | 0 | 0 | |
| | | Sexual Assault W/Object | 0 | 0 | 0 | 0 | |
| Arrest Overview | | Forcible Fondling | 2 | 2 | 0 | 1 | |
| Total Arrests | 3,563 | Incest | 0 | 0 | 0 | 0 | |
| Adult Arrests | 3,356 | Statutory Rape | 0 | 0 | 0 | 0 | |
| Juvenile Arrests | 207 | Aggravated Assault | 105 | 72 | 53 | 6 | |
| Unknown Age | 0 | Simple Assault | 348 | 181 | 116 | 37 | |
| Arrests per 100,000 population | N/A | Intimidation | 71 | 34 | 18 | 3 | |
| | | Stalking | 2 | 1 | 1 | 0 | |
| | | Commercial Sex Acts | 0 | 0 | 0 | 0 | |
| Average number offenses/incident | 1.28 | Involuntary Servitude | 0 | 0 | 0 | 0 | |
| Domestic Violence Victims | | Crimes Against Property | | | | | |
| Offense | Reported | Cleared | | | | | |
| Murder | 2 | 2 | Arson | 2 | 1 | 1 | 0 |
| Aggravated Assault | 45 | 35 | Bribery | 0 | 0 | 0 | 0 |
| Simple Assault | 228 | 124 | Burglary | 143 | 20 | 15 | 0 |
| Intimidation | 13 | 3 | Counterfeiting/Forgery | 20 | 12 | 9 | 1 |
| Stalking | 0 | 0 | Destruction/Damage/Vandalism | 185 | 44 | 8 | 4 |
| Forcible Rape | 0 | 0 | Embezzlement | 0 | 0 | 0 | 0 |
| Forcible Sodomy | 0 | 0 | Extortion/Blackmail | 1 | 1 | 1 | 0 |
| Sexual Assault W/Object | 0 | 0 | Fraud - False Pretenses | 29 | 2 | 1 | 0 |
| Forcible Fondling | 0 | 0 | Fraud - Credit Card/ATM | 2 | 2 | 1 | 0 |
| Incest | 0 | 0 | Fraud - Impersonation | 23 | 17 | 14 | 2 |
| Statutory Rape | 0 | 0 | Fraud - Welfare | 0 | 0 | 0 | 0 |
| Kidnapping/Abduction | 6 | 3 | Fraud - Wire | 0 | 0 | 0 | 0 |
| Commercial Sex Acts | 0 | 0 | Fraud - Identity Theft | 0 | 0 | 0 | 0 |
| Involuntary Servitude | 0 | 0 | Fraud - Computer Hacking/Invasion | 0 | 0 | 0 | 0 |
| Total | 294 | 167 | Robbery | 3 | 1 | 1 | 0 |
| | | | Theft - Pocket-picking | 0 | 0 | 0 | 0 |
| Group B Arrests | | | Theft - Purse Snatching | 0 | 0 | 0 | 0 |
| Offense | Adult | Juvenile | Theft - Shoplifting | 13 | 2 | 1 | 0 |
| Bad Checks | 1 | 0 | Theft From Building | 86 | 23 | 4 | 9 |
| Curfew/Vagrancy | 0 | 0 | Theft From Coin Machine | 0 | 0 | 0 | 0 |
| Disorderly Conduct | 22 | 27 | Theft From Motor Vehicle | 112 | 9 | 7 | 3 |
| DUI | 69 | 0 | Theft of Motor Vehicle Parts | 0 | 0 | 0 | 0 |
| Drunkenness | 62 | 6 | Theft - All Other Larceny | 213 | 23 | 9 | 1 |
| Family-Non Violent | 230 | 0 | Motor Vehicle Theft | 74 | 18 | 11 | 0 |
| Liquor Law Violations | 1 | 8 | Stolen Property Offenses | 0 | 0 | 0 | 0 |
| Peeping Tom | 0 | 0 | | | | | |
| Runaway | 0 | 0 | | | | | |
| Trespass | 10 | 3 | | | | | |
| All Other Offenses | 2,356 | 35 | | | | | |
| Total Group B | 2,751 | 79 | | | | | |

(*) Offenses are counted using the FBI Units of Count for Crime

(**) The 'Arrests' column shows arrests made for incidents during the selected period, regardless of arrest date. Arrest counts for the same period may change over time.

This report is valid as of May 06, 2019 and is subject to change

Wilson County Sheriff's Office - NIBRS Agency Crime Overview - 2018

| Crimes Against Society | | | | |
|------------------------------------|--------------|------------|------------|------------|
| Animal Cruelty | 0 | 0 | 0 | 0 |
| Drug/Narcotic Violations | 378 | 327 | 286 | 54 |
| Drug/Narcotic Equipment Violations | 156 | 135 | 30 | 2 |
| Gambling - Betting/Wagering | 0 | 0 | 0 | 0 |
| Gambling - Operating/Promoting | 0 | 0 | 0 | 0 |
| Gambling - Equipment Violations | 0 | 0 | 0 | 0 |
| Gambling - Sports Tampering | 0 | 0 | 0 | 0 |
| Pornography/Obscene Material | 1 | 1 | 1 | 0 |
| Prostitution | 0 | 0 | 0 | 0 |
| Prostitution Assisting/Promoting | 0 | 0 | 0 | 0 |
| Purchasing Prostitution | 0 | 0 | 0 | 0 |
| Weapon Law Violations | 56 | 54 | 14 | 4 |
| Total Group A Offenses | 2,034 | 988 | 605 | 128 |

(*) Offenses are counted using the FBI Units of Count for Crime

(**) The 'Arrests' column shows arrests made for incidents during the selected period, regardless of arrest date. Arrest counts for the same period may change over time.

Q
E
N
Q



**CRIME IN
TENNESSEE**
2018

**STATE
AGENCIES**

Chattanooga Housing Authority - NIBRS Agency Crime Overview - 2018

| 2017 Population Estimate | N/A | Offenses (*) | | Arrests (**) | | | |
|---------------------------------------|-----------------|----------------------------------|-----------------------------------|--------------|----------|---|---|
| | | Reported | Cleared | Adult | Juvenile | | |
| Offense Overview | | Group A Offenses | | | | | |
| | | Crimes Against Persons | | | | | |
| Offense Total | 120 | Murder | 0 | 0 | 0 | 0 | |
| Number Cleared | 120 | Negligent Manslaughter | 0 | 0 | 0 | 0 | |
| Percent Cleared | 100.00 % | Negligent Vehicular Manslaughter | 0 | 0 | 0 | 0 | |
| Group A Crimes per 100,000 population | N/A | Kidnapping/Abduction | 0 | 0 | 0 | 0 | |
| | | Forcible Rape | 0 | 0 | 0 | 0 | |
| | | Forcible Sodomy | 0 | 0 | 0 | 0 | |
| | | Sexual Assault W/Object | 0 | 0 | 0 | 0 | |
| Arrest Overview | | Forcible Fondling | 0 | 0 | 0 | 0 | |
| Total Arrests | 201 | Incest | 0 | 0 | 0 | 0 | |
| Adult Arrests | 198 | Statutory Rape | 0 | 0 | 0 | 0 | |
| Juvenile Arrests | 3 | Aggravated Assault | 0 | 0 | 0 | 0 | |
| Unknown Age | 0 | Simple Assault | 0 | 0 | 0 | 0 | |
| Arrests per 100,000 population | N/A | Intimidation | 0 | 0 | 0 | 0 | |
| | | Stalking | 0 | 0 | 0 | 0 | |
| | | Commercial Sex Acts | 0 | 0 | 0 | 0 | |
| Average number offenses/incident | 1.24 | Involuntary Servitude | 0 | 0 | 0 | 0 | |
| Domestic Violence Victims | | Crimes Against Property | | | | | |
| Offense | Reported | Cleared | | | | | |
| Murder | 0 | 0 | Arson | 0 | 0 | 0 | 0 |
| Aggravated Assault | 0 | 0 | Bribery | 0 | 0 | 0 | 0 |
| Simple Assault | 0 | 0 | Burglary | 0 | 0 | 0 | 0 |
| Intimidation | 0 | 0 | Counterfeiting/Forgery | 0 | 0 | 0 | 0 |
| Stalking | 0 | 0 | Destruction/Damage/Vandalism | 4 | 4 | 2 | 0 |
| Forcible Rape | 0 | 0 | Embezzlement | 0 | 0 | 0 | 0 |
| Forcible Sodomy | 0 | 0 | Extortion/Blackmail | 0 | 0 | 0 | 0 |
| Sexual Assault W/Object | 0 | 0 | Fraud - False Pretenses | 0 | 0 | 0 | 0 |
| Forcible Fondling | 0 | 0 | Fraud - Credit Card/ATM | 0 | 0 | 0 | 0 |
| Incest | 0 | 0 | Fraud - Impersonation | 0 | 0 | 0 | 0 |
| Statutory Rape | 0 | 0 | Fraud - Welfare | 0 | 0 | 0 | 0 |
| Kidnapping/Abduction | 0 | 0 | Fraud - Wire | 0 | 0 | 0 | 0 |
| Commercial Sex Acts | 0 | 0 | Fraud - Identity Theft | 0 | 0 | 0 | 0 |
| Involuntary Servitude | 0 | 0 | Fraud - Computer Hacking/Invasion | 0 | 0 | 0 | 0 |
| Total | 0 | 0 | Robbery | 0 | 0 | 0 | 0 |
| | | | Theft - Pocket-picking | 0 | 0 | 0 | 0 |
| | | | Theft - Purse Snatching | 0 | 0 | 0 | 0 |
| Group B Arrests | | | Theft - Shoplifting | 0 | 0 | 0 | 0 |
| Offense | Adult | Juvenile | Theft From Building | 0 | 0 | 0 | 0 |
| Bad Checks | 0 | 0 | Theft From Coin Machine | 0 | 0 | 0 | 0 |
| Curfew/Vagrancy | 0 | 0 | Theft From Motor Vehicle | 0 | 0 | 0 | 0 |
| Disorderly Conduct | 4 | 0 | Theft of Motor Vehicle Parts | 0 | 0 | 0 | 0 |
| DUI | 0 | 0 | Theft - All Other Larceny | 0 | 0 | 0 | 0 |
| Drunkenness | 2 | 0 | Motor Vehicle Theft | 0 | 0 | 0 | 0 |
| Family-Non Violent | 0 | 0 | Stolen Property Offenses | 1 | 1 | 0 | 0 |
| Liquor Law Violations | 0 | 0 | | | | | |
| Peeping Tom | 0 | 0 | | | | | |
| Runaway | 0 | 0 | | | | | |
| Trespass | 71 | 0 | | | | | |
| All Other Offenses | 26 | 0 | | | | | |
| Total Group B | 103 | 0 | | | | | |

(*) Offenses are counted using the FBI Units of Count for Crime

(**) The 'Arrests' column shows arrests made for incidents during the selected period, regardless of arrest date. Arrest counts for the same period may change over time.

This report is valid as of May 06, 2019 and is subject to change

Chattanooga Metro Airport Public Safety Department - NIBRS Agency Crime Overview - 2018

| Crimes Against Society | | | | |
|------------------------------------|----------|----------|----------|----------|
| Animal Cruelty | 0 | 0 | 0 | 0 |
| Drug/Narcotic Violations | 1 | 1 | 1 | 0 |
| Drug/Narcotic Equipment Violations | 0 | 0 | 0 | 0 |
| Gambling - Betting/Wagering | 0 | 0 | 0 | 0 |
| Gambling - Operating/Promoting | 0 | 0 | 0 | 0 |
| Gambling - Equipment Violations | 0 | 0 | 0 | 0 |
| Gambling - Sports Tampering | 0 | 0 | 0 | 0 |
| Pornography/Obscene Material | 0 | 0 | 0 | 0 |
| Prostitution | 0 | 0 | 0 | 0 |
| Prostitution Assisting/Promoting | 0 | 0 | 0 | 0 |
| Purchasing Prostitution | 0 | 0 | 0 | 0 |
| Weapon Law Violations | 1 | 1 | 1 | 0 |
| Total Group A Offenses | 8 | 7 | 4 | 0 |

(*) Offenses are counted using the FBI Units of Count for Crime

(**) The 'Arrests' column shows arrests made for incidents during the selected period, regardless of arrest date. Arrest counts for the same period may change over time.

Tennessee Alcoholic Beverage Commission - NIBRS Agency Crime Overview - 2018

| 2017 Population Estimate | N/A | Offenses (*) | | Arrests (**) | |
|---------------------------------------|-----------------|--------------------------------|---------|--------------|----------|
| | | Reported | Cleared | Adult | Juvenile |
| Offense Overview | | Group A Offenses | | | |
| Crimes Against Persons | | | | | |
| Offense Total | 22 | 0 | 0 | 0 | 0 |
| Number Cleared | 22 | 0 | 0 | 0 | 0 |
| Percent Cleared | 100.00 % | 0 | 0 | 0 | 0 |
| Group A Crimes per 100,000 population | N/A | 0 | 0 | 0 | 0 |
| Arrest Overview | | Crimes Against Property | | | |
| Total Arrests | | | | | |
| Adult Arrests | 270 | 0 | 0 | 0 | 0 |
| Juvenile Arrests | 0 | 0 | 0 | 0 | 0 |
| Unknown Age | 0 | 0 | 0 | 0 | 0 |
| Arrests per 100,000 population | N/A | 0 | 0 | 0 | 0 |
| Average number offenses/incident | 1.00 | 0 | 0 | 0 | 0 |
| Domestic Violence Victims | | | | | |
| Offense | Reported | Cleared | | | |
| Murder | 0 | 0 | 0 | 0 | 0 |
| Aggravated Assault | 0 | 0 | 0 | 0 | 0 |
| Simple Assault | 0 | 0 | 0 | 0 | 0 |
| Intimidation | 0 | 0 | 0 | 0 | 0 |
| Stalking | 0 | 0 | 0 | 0 | 0 |
| Forcible Rape | 0 | 0 | 0 | 0 | 0 |
| Forcible Sodomy | 0 | 0 | 0 | 0 | 0 |
| Sexual Assault W/Object | 0 | 0 | 0 | 0 | 0 |
| Forcible Fondling | 0 | 0 | 0 | 0 | 0 |
| Incest | 0 | 0 | 0 | 0 | 0 |
| Statutory Rape | 0 | 0 | 0 | 0 | 0 |
| Kidnapping/Abduction | 0 | 0 | 0 | 0 | 0 |
| Commercial Sex Acts | 0 | 0 | 0 | 0 | 0 |
| Involuntary Servitude | 0 | 0 | 0 | 0 | 0 |
| Total | 0 | 0 | | | |
| Group B Arrests | | | | | |
| Offense | Adult | Juvenile | | | |
| Bad Checks | 0 | 0 | 0 | 0 | 0 |
| Curfew/Vagrancy | 0 | 0 | 0 | 0 | 0 |
| Disorderly Conduct | 0 | 0 | 0 | 0 | 0 |
| DUI | 0 | 0 | 0 | 0 | 0 |
| Drunkenness | 0 | 0 | 0 | 0 | 0 |
| Family-Non Violent | 0 | 0 | 0 | 0 | 0 |
| Liquor Law Violations | 248 | 0 | 0 | 0 | 0 |
| Peeping Tom | 0 | 0 | 0 | 0 | 0 |
| Runaway | 0 | 0 | 0 | 0 | 0 |
| Trespass | 0 | 0 | 0 | 0 | 0 |
| All Other Offenses | 0 | 0 | 0 | 0 | 0 |
| Total Group B | 248 | 0 | | | |

(*) Offenses are counted using the FBI Units of Count for Crime

(**) The 'Arrests' column shows arrests made for incidents during the selected period, regardless of arrest date. Arrest counts for the same period may change over time.

This report is valid as of May 06, 2019 and is subject to change

Tennessee Alcoholic Beverage Commission - NIBRS Agency Crime Overview - 2018

| Crimes Against Society | | | | |
|------------------------------------|-----------|-----------|-----------|----------|
| Animal Cruelty | 0 | 0 | 0 | 0 |
| Drug/Narcotic Violations | 0 | 0 | 0 | 0 |
| Drug/Narcotic Equipment Violations | 0 | 0 | 0 | 0 |
| Gambling - Betting/Wagering | 0 | 0 | 0 | 0 |
| Gambling - Operating/Promoting | 0 | 0 | 0 | 0 |
| Gambling - Equipment Violations | 0 | 0 | 0 | 0 |
| Gambling - Sports Tampering | 0 | 0 | 0 | 0 |
| Pornography/Obscene Material | 0 | 0 | 0 | 0 |
| Prostitution | 0 | 0 | 0 | 0 |
| Prostitution Assisting/Promoting | 0 | 0 | 0 | 0 |
| Purchasing Prostitution | 0 | 0 | 0 | 0 |
| Weapon Law Violations | 0 | 0 | 0 | 0 |
| Total Group A Offenses | 22 | 22 | 22 | 0 |

(*) Offenses are counted using the FBI Units of Count for Crime

(**) The 'Arrests' column shows arrests made for incidents during the selected period, regardless of arrest date. Arrest counts for the same period may change over time.

Tennessee Department of Agriculture - NIBRS Agency Crime Overview - 2018

| 2017 Population Estimate | N/A | Offenses (*) | | Arrests (**) | | | |
|---------------------------------------|-----------------|----------------------------------|-----------------------------------|--------------|----------|---|---|
| | | Reported | Cleared | Adult | Juvenile | | |
| Offense Overview | | Group A Offenses | | | | | |
| | | Crimes Against Persons | | | | | |
| Offense Total | 11 | Murder | 0 | 0 | 0 | 0 | |
| Number Cleared | 3 | Negligent Manslaughter | 0 | 0 | 0 | 0 | |
| Percent Cleared | 27.27 % | Negligent Vehicular Manslaughter | 0 | 0 | 0 | 0 | |
| Group A Crimes per 100,000 population | N/A | Kidnapping/Abduction | 0 | 0 | 0 | 0 | |
| | | Forcible Rape | 0 | 0 | 0 | 0 | |
| | | Forcible Sodomy | 0 | 0 | 0 | 0 | |
| | | Sexual Assault W/Object | 0 | 0 | 0 | 0 | |
| Arrest Overview | | Forcible Fondling | 0 | 0 | 0 | 0 | |
| Total Arrests | 14 | Incest | 0 | 0 | 0 | 0 | |
| Adult Arrests | 14 | Statutory Rape | 0 | 0 | 0 | 0 | |
| Juvenile Arrests | 0 | Aggravated Assault | 0 | 0 | 0 | 0 | |
| Unknown Age | 0 | Simple Assault | 0 | 0 | 0 | 0 | |
| Arrests per 100,000 population | N/A | Intimidation | 0 | 0 | 0 | 0 | |
| | | Stalking | 0 | 0 | 0 | 0 | |
| | | Commercial Sex Acts | 0 | 0 | 0 | 0 | |
| Average number offenses/incident | 1.00 | Involuntary Servitude | 0 | 0 | 0 | 0 | |
| Domestic Violence Victims | | Crimes Against Property | | | | | |
| Offense | Reported | Cleared | | | | | |
| Murder | 0 | 0 | Arson | 6 | 1 | 1 | 0 |
| Aggravated Assault | 0 | 0 | Bribery | 0 | 0 | 0 | 0 |
| Simple Assault | 0 | 0 | Burglary | 2 | 0 | 0 | 0 |
| Intimidation | 0 | 0 | Counterfeiting/Forgery | 0 | 0 | 0 | 0 |
| Stalking | 0 | 0 | Destruction/Damage/Vandalism | 1 | 0 | 0 | 0 |
| Forcible Rape | 0 | 0 | Embezzlement | 0 | 0 | 0 | 0 |
| Forcible Sodomy | 0 | 0 | Extortion/Blackmail | 0 | 0 | 0 | 0 |
| Sexual Assault W/Object | 0 | 0 | Fraud - False Pretenses | 0 | 0 | 0 | 0 |
| Forcible Fondling | 0 | 0 | Fraud - Credit Card/ATM | 0 | 0 | 0 | 0 |
| Incest | 0 | 0 | Fraud - Impersonation | 0 | 0 | 0 | 0 |
| Statutory Rape | 0 | 0 | Fraud - Welfare | 0 | 0 | 0 | 0 |
| Kidnapping/Abduction | 0 | 0 | Fraud - Wire | 0 | 0 | 0 | 0 |
| Commercial Sex Acts | 0 | 0 | Fraud - Identity Theft | 0 | 0 | 0 | 0 |
| Involuntary Servitude | 0 | 0 | Fraud - Computer Hacking/Invasion | 0 | 0 | 0 | 0 |
| Total | 0 | 0 | Robbery | 0 | 0 | 0 | 0 |
| | | | Theft - Pocket-picking | 0 | 0 | 0 | 0 |
| Group B Arrests | | | Theft - Purse Snatching | 0 | 0 | 0 | 0 |
| Offense | Adult | Juvenile | Theft - Shoplifting | 0 | 0 | 0 | 0 |
| Bad Checks | 0 | 0 | Theft From Building | 0 | 0 | 0 | 0 |
| Curfew/Vagrancy | 0 | 0 | Theft From Coin Machine | 0 | 0 | 0 | 0 |
| Disorderly Conduct | 0 | 0 | Theft From Motor Vehicle | 0 | 0 | 0 | 0 |
| DUI | 0 | 0 | Theft of Motor Vehicle Parts | 0 | 0 | 0 | 0 |
| Drunkenness | 0 | 0 | Theft - All Other Larceny | 0 | 0 | 0 | 0 |
| Family-Non Violent | 0 | 0 | Motor Vehicle Theft | 0 | 0 | 0 | 0 |
| Liquor Law Violations | 0 | 0 | Stolen Property Offenses | 2 | 2 | 2 | 0 |
| Peeping Tom | 0 | 0 | | | | | |
| Runaway | 0 | 0 | | | | | |
| Trespass | 0 | 0 | | | | | |
| All Other Offenses | 11 | 0 | | | | | |
| Total Group B | 11 | 0 | | | | | |

(*) Offenses are counted using the FBI Units of Count for Crime

(**) The 'Arrests' column shows arrests made for incidents during the selected period, regardless of arrest date. Arrest counts for the same period may change over time.

This report is valid as of May 09, 2019 and is subject to change

Tennessee Department of Agriculture - NIBRS Agency Crime Overview - 2018

| Crimes Against Society | | | | |
|------------------------------------|-----------|----------|----------|----------|
| Animal Cruelty | 0 | 0 | 0 | 0 |
| Drug/Narcotic Violations | 0 | 0 | 0 | 0 |
| Drug/Narcotic Equipment Violations | 0 | 0 | 0 | 0 |
| Gambling - Betting/Wagering | 0 | 0 | 0 | 0 |
| Gambling - Operating/Promoting | 0 | 0 | 0 | 0 |
| Gambling - Equipment Violations | 0 | 0 | 0 | 0 |
| Gambling - Sports Tampering | 0 | 0 | 0 | 0 |
| Pornography/Obscene Material | 0 | 0 | 0 | 0 |
| Prostitution | 0 | 0 | 0 | 0 |
| Prostitution Assisting/Promoting | 0 | 0 | 0 | 0 |
| Purchasing Prostitution | 0 | 0 | 0 | 0 |
| Weapon Law Violations | 0 | 0 | 0 | 0 |
| Total Group A Offenses | 11 | 3 | 3 | 0 |

(*) Offenses are counted using the FBI Units of Count for Crime

(**) The 'Arrests' column shows arrests made for incidents during the selected period, regardless of arrest date. Arrest counts for the same period may change over time.

Tennessee Bureau of Investigation - NIBRS Agency Crime Overview - 2018

| 2017 Population Estimate | N/A | Offenses (*) | | Arrests (**) | | | |
|---------------------------------------|-----------------|----------------------------------|-----------------------------------|--------------|----------|---|---|
| | | Reported | Cleared | Adult | Juvenile | | |
| Offense Overview | | Group A Offenses | | | | | |
| | | Crimes Against Persons | | | | | |
| Offense Total | 581 | Murder | 4 | 3 | 2 | 0 | |
| Number Cleared | 40 | Negligent Manslaughter | 0 | 0 | 0 | 0 | |
| Percent Cleared | 6.88 % | Negligent Vehicular Manslaughter | 0 | 0 | 0 | 0 | |
| Group A Crimes per 100,000 population | N/A | Kidnapping/Abduction | 0 | 0 | 0 | 0 | |
| | | Forcible Rape | 0 | 0 | 0 | 0 | |
| | | Forcible Sodomy | 0 | 0 | 0 | 0 | |
| | | Sexual Assault W/Object | 1 | 0 | 0 | 0 | |
| Arrest Overview | | Forcible Fondling | 1 | 0 | 0 | 0 | |
| Total Arrests | 32 | Incest | 0 | 0 | 0 | 0 | |
| Adult Arrests | 32 | Statutory Rape | 3 | 3 | 2 | 0 | |
| Juvenile Arrests | 0 | Aggravated Assault | 1 | 0 | 0 | 0 | |
| Unknown Age | 0 | Simple Assault | 8 | 3 | 0 | 0 | |
| Arrests per 100,000 population | N/A | Intimidation | 2 | 0 | 0 | 0 | |
| | | Stalking | 0 | 0 | 0 | 0 | |
| | | Commercial Sex Acts | 0 | 0 | 0 | 0 | |
| Average number offenses/incident | 1.01 | Involuntary Servitude | 0 | 0 | 0 | 0 | |
| Domestic Violence Victims | | Crimes Against Property | | | | | |
| Offense | Reported | Cleared | | | | | |
| Murder | 1 | 1 | Arson | 0 | 0 | 0 | 0 |
| Aggravated Assault | 0 | 0 | Bribery | 0 | 0 | 0 | 0 |
| Simple Assault | 0 | 0 | Burglary | 0 | 0 | 0 | 0 |
| Intimidation | 0 | 0 | Counterfeiting/Forgery | 0 | 0 | 0 | 0 |
| Stalking | 0 | 0 | Destruction/Damage/Vandalism | 0 | 0 | 0 | 0 |
| Forcible Rape | 0 | 0 | Embezzlement | 3 | 1 | 2 | 0 |
| Forcible Sodomy | 0 | 0 | Extortion/Blackmail | 1 | 1 | 1 | 0 |
| Sexual Assault W/Object | 0 | 0 | Fraud - False Pretenses | 6 | 1 | 1 | 0 |
| Forcible Fondling | 0 | 0 | Fraud - Credit Card/ATM | 0 | 0 | 0 | 0 |
| Incest | 0 | 0 | Fraud - Impersonation | 2 | 0 | 0 | 0 |
| Statutory Rape | 0 | 0 | Fraud - Welfare | 8 | 0 | 0 | 0 |
| Kidnapping/Abduction | 0 | 0 | Fraud - Wire | 0 | 0 | 0 | 0 |
| Commercial Sex Acts | 0 | 0 | Fraud - Identity Theft | 0 | 0 | 0 | 0 |
| Involuntary Servitude | 0 | 0 | Fraud - Computer Hacking/Invasion | 0 | 0 | 0 | 0 |
| Total | 1 | 1 | Robbery | 0 | 0 | 0 | 0 |
| | | | Theft - Pocket-picking | 0 | 0 | 0 | 0 |
| | | | Theft - Purse Snatching | 0 | 0 | 0 | 0 |
| Group B Arrests | | | Theft - Shoplifting | 0 | 0 | 0 | 0 |
| Offense | Adult | Juvenile | Theft From Building | 0 | 0 | 0 | 0 |
| Bad Checks | 0 | 0 | Theft From Coin Machine | 0 | 0 | 0 | 0 |
| Curfew/Vagrancy | 0 | 0 | Theft From Motor Vehicle | 0 | 0 | 0 | 0 |
| Disorderly Conduct | 0 | 0 | Theft of Motor Vehicle Parts | 0 | 0 | 0 | 0 |
| DUI | 0 | 0 | Theft - All Other Larceny | 7 | 2 | 1 | 0 |
| Drunkenness | 0 | 0 | Motor Vehicle Theft | 0 | 0 | 0 | 0 |
| Family-Non Violent | 0 | 0 | Stolen Property Offenses | 0 | 0 | 0 | 0 |
| Liquor Law Violations | 0 | 0 | | | | | |
| Peeping Tom | 0 | 0 | | | | | |
| Runaway | 0 | 0 | | | | | |
| Trespass | 0 | 0 | | | | | |
| All Other Offenses | 9 | 0 | | | | | |
| Total Group B | 9 | 0 | | | | | |

(*) Offenses are counted using the FBI Units of Count for Crime

(**) The 'Arrests' column shows arrests made for incidents during the selected period, regardless of arrest date. Arrest counts for the same period may change over time.

Tennessee Bureau of Investigation - NIBRS Agency Crime Overview - 2018

| Crimes Against Society | | | | |
|------------------------------------|------------|-----------|-----------|----------|
| Animal Cruelty | 0 | 0 | 0 | 0 |
| Drug/Narcotic Violations | 528 | 25 | 13 | 0 |
| Drug/Narcotic Equipment Violations | 2 | 0 | 0 | 0 |
| Gambling - Betting/Wagering | 0 | 0 | 0 | 0 |
| Gambling - Operating/Promoting | 0 | 0 | 0 | 0 |
| Gambling - Equipment Violations | 0 | 0 | 0 | 0 |
| Gambling - Sports Tampering | 0 | 0 | 0 | 0 |
| Pornography/Obscene Material | 2 | 0 | 0 | 0 |
| Prostitution | 0 | 0 | 0 | 0 |
| Prostitution Assisting/Promoting | 0 | 0 | 0 | 0 |
| Purchasing Prostitution | 0 | 0 | 0 | 0 |
| Weapon Law Violations | 2 | 1 | 1 | 0 |
| Total Group A Offenses | 581 | 40 | 23 | 0 |

(*) Offenses are counted using the FBI Units of Count for Crime

(**) The 'Arrests' column shows arrests made for incidents during the selected period, regardless of arrest date. Arrest counts for the same period may change over time.

Tennessee Department of Correction - NIBRS Agency Crime Overview - 2018

| 2017 Population Estimate | N/A | Offenses (*) | | Arrests (**) | |
|---------------------------------------|-----------------|--------------------------------|---------|--------------|----------|
| | | Reported | Cleared | Adult | Juvenile |
| Offense Overview | | Group A Offenses | | | |
| Crimes Against Persons | | | | | |
| Offense Total | 20 | 0 | 0 | 0 | 0 |
| Number Cleared | 19 | 0 | 0 | 0 | 0 |
| Percent Cleared | 95.00 % | 0 | 0 | 0 | 0 |
| Group A Crimes per 100,000 population | N/A | 0 | 0 | 0 | 0 |
| Arrest Overview | | Crimes Against Property | | | |
| Total Arrests | | | | | |
| Adult Arrests | 44 | 0 | 0 | 0 | 0 |
| Juvenile Arrests | 0 | 6 | 5 | 10 | 0 |
| Unknown Age | 0 | 1 | 1 | 1 | 0 |
| Arrests per 100,000 population | N/A | 0 | 0 | 0 | 0 |
| Average number offenses/incident | 1.00 | 0 | 0 | 0 | 0 |
| Domestic Violence Victims | | | | | |
| Offense | Reported | Cleared | | | |
| Murder | 0 | 0 | 0 | 0 | 0 |
| Aggravated Assault | 0 | 0 | 0 | 0 | 0 |
| Simple Assault | 0 | 0 | 0 | 0 | 0 |
| Intimidation | 0 | 0 | 0 | 0 | 0 |
| Stalking | 0 | 0 | 0 | 0 | 0 |
| Forcible Rape | 0 | 0 | 0 | 0 | 0 |
| Forcible Sodomy | 0 | 0 | 0 | 0 | 0 |
| Sexual Assault W/Object | 0 | 0 | 0 | 0 | 0 |
| Forcible Fondling | 0 | 0 | 0 | 0 | 0 |
| Incest | 0 | 0 | 0 | 0 | 0 |
| Statutory Rape | 0 | 0 | 0 | 0 | 0 |
| Kidnapping/Abduction | 0 | 0 | 0 | 0 | 0 |
| Commercial Sex Acts | 0 | 0 | 0 | 0 | 0 |
| Involuntary Servitude | 0 | 0 | 0 | 0 | 0 |
| Total | 0 | 0 | 0 | 0 | 0 |
| Group B Arrests | | | | | |
| Offense | Adult | Juvenile | | | |
| Bad Checks | 0 | 0 | 0 | 0 | 0 |
| Curfew/Vagrancy | 0 | 0 | 0 | 0 | 0 |
| Disorderly Conduct | 0 | 0 | 0 | 0 | 0 |
| DUI | 0 | 0 | 0 | 0 | 0 |
| Drunkenness | 0 | 0 | 0 | 0 | 0 |
| Family-Non Violent | 0 | 0 | 0 | 0 | 0 |
| Liquor Law Violations | 0 | 0 | 0 | 0 | 0 |
| Peeping Tom | 0 | 0 | 0 | 0 | 0 |
| Runaway | 0 | 0 | 0 | 0 | 0 |
| Trespass | 0 | 0 | 0 | 0 | 0 |
| All Other Offenses | 18 | 0 | 0 | 0 | 0 |
| Total Group B | 18 | 0 | 0 | 0 | 0 |

(*) Offenses are counted using the FBI Units of Count for Crime

(**) The 'Arrests' column shows arrests made for incidents during the selected period, regardless of arrest date. Arrest counts for the same period may change over time.

Tennessee Department of Correction - NIBRS Agency Crime Overview - 2018

| Crimes Against Society | | | | |
|------------------------------------|-----------|-----------|-----------|----------|
| Animal Cruelty | 0 | 0 | 0 | 0 |
| Drug/Narcotic Violations | 13 | 13 | 15 | 0 |
| Drug/Narcotic Equipment Violations | 0 | 0 | 0 | 0 |
| Gambling - Betting/Wagering | 0 | 0 | 0 | 0 |
| Gambling - Operating/Promoting | 0 | 0 | 0 | 0 |
| Gambling - Equipment Violations | 0 | 0 | 0 | 0 |
| Gambling - Sports Tampering | 0 | 0 | 0 | 0 |
| Pornography/Obscene Material | 0 | 0 | 0 | 0 |
| Prostitution | 0 | 0 | 0 | 0 |
| Prostitution Assisting/Promoting | 0 | 0 | 0 | 0 |
| Purchasing Prostitution | 0 | 0 | 0 | 0 |
| Weapon Law Violations | 0 | 0 | 0 | 0 |
| Total Group A Offenses | 20 | 19 | 26 | 0 |

(*) Offenses are counted using the FBI Units of Count for Crime

(**) The 'Arrests' column shows arrests made for incidents during the selected period, regardless of arrest date. Arrest counts for the same period may change over time.

Tennessee Department of Revenue - NIBRS Agency Crime Overview - 2018

| 2017 Population Estimate | N/A | Offenses (*) | | Arrests (**) | |
|---------------------------------------|-----------------|--------------------------------|---------|--------------|----------|
| | | Reported | Cleared | Adult | Juvenile |
| Offense Overview | | Group A Offenses | | | |
| | | Crimes Against Persons | | | |
| Offense Total | 0 | 0 | 0 | 0 | 0 |
| Number Cleared | 0 | 0 | 0 | 0 | 0 |
| Percent Cleared | 0.00 % | 0 | 0 | 0 | 0 |
| Group A Crimes per 100,000 population | N/A | 0 | 0 | 0 | 0 |
| | | Crimes Against Property | | | |
| Arrest Overview | | | | | |
| Total Arrests | 0 | 0 | 0 | 0 | 0 |
| Adult Arrests | 0 | 0 | 0 | 0 | 0 |
| Juvenile Arrests | 0 | 0 | 0 | 0 | 0 |
| Unknown Age | 0 | 0 | 0 | 0 | 0 |
| Arrests per 100,000 population | N/A | 0 | 0 | 0 | 0 |
| Average number offenses/incident | 0.00 | 0 | 0 | 0 | 0 |
| Domestic Violence Victims | | | | | |
| Offense | Reported | Cleared | | | |
| Murder | 0 | 0 | 0 | 0 | 0 |
| Aggravated Assault | 0 | 0 | 0 | 0 | 0 |
| Simple Assault | 0 | 0 | 0 | 0 | 0 |
| Intimidation | 0 | 0 | 0 | 0 | 0 |
| Stalking | 0 | 0 | 0 | 0 | 0 |
| Forcible Rape | 0 | 0 | 0 | 0 | 0 |
| Forcible Sodomy | 0 | 0 | 0 | 0 | 0 |
| Sexual Assault W/Object | 0 | 0 | 0 | 0 | 0 |
| Forcible Fondling | 0 | 0 | 0 | 0 | 0 |
| Incest | 0 | 0 | 0 | 0 | 0 |
| Statutory Rape | 0 | 0 | 0 | 0 | 0 |
| Kidnapping/Abduction | 0 | 0 | 0 | 0 | 0 |
| Commercial Sex Acts | 0 | 0 | 0 | 0 | 0 |
| Involuntary Servitude | 0 | 0 | 0 | 0 | 0 |
| Total | 0 | 0 | 0 | 0 | 0 |
| Group B Arrests | | | | | |
| Offense | Adult | Juvenile | | | |
| Bad Checks | 0 | 0 | 0 | 0 | 0 |
| Curfew/Vagrancy | 0 | 0 | 0 | 0 | 0 |
| Disorderly Conduct | 0 | 0 | 0 | 0 | 0 |
| DUI | 0 | 0 | 0 | 0 | 0 |
| Drunkenness | 0 | 0 | 0 | 0 | 0 |
| Family-Non Violent | 0 | 0 | 0 | 0 | 0 |
| Liquor Law Violations | 0 | 0 | 0 | 0 | 0 |
| Peeping Tom | 0 | 0 | 0 | 0 | 0 |
| Runaway | 0 | 0 | 0 | 0 | 0 |
| Trespass | 0 | 0 | 0 | 0 | 0 |
| All Other Offenses | 0 | 0 | 0 | 0 | 0 |
| Total Group B | 0 | 0 | 0 | 0 | 0 |

(*) Offenses are counted using the FBI Units of Count for Crime

(**) The 'Arrests' column shows arrests made for incidents during the selected period, regardless of arrest date. Arrest counts for the same period may change over time.

Tennessee Department of Revenue - NIBRS Agency Crime Overview - 2018

| Crimes Against Society | | | | |
|------------------------------------|----------|----------|----------|----------|
| Animal Cruelty | 0 | 0 | 0 | 0 |
| Drug/Narcotic Violations | 0 | 0 | 0 | 0 |
| Drug/Narcotic Equipment Violations | 0 | 0 | 0 | 0 |
| Gambling - Betting/Wagering | 0 | 0 | 0 | 0 |
| Gambling - Operating/Promoting | 0 | 0 | 0 | 0 |
| Gambling - Equipment Violations | 0 | 0 | 0 | 0 |
| Gambling - Sports Tampering | 0 | 0 | 0 | 0 |
| Pornography/Obscene Material | 0 | 0 | 0 | 0 |
| Prostitution | 0 | 0 | 0 | 0 |
| Prostitution Assisting/Promoting | 0 | 0 | 0 | 0 |
| Purchasing Prostitution | 0 | 0 | 0 | 0 |
| Weapon Law Violations | 0 | 0 | 0 | 0 |
| Total Group A Offenses | 0 | 0 | 0 | 0 |

(*) Offenses are counted using the FBI Units of Count for Crime

(**) The 'Arrests' column shows arrests made for incidents during the selected period, regardless of arrest date. Arrest counts for the same period may change over time.

Tennessee Department of Safety - NIBRS Agency Crime Overview - 2018

| 2017 Population Estimate | N/A | Offenses (*) | | Arrests (**) | | |
|---------------------------------------|-----------------|----------------------------------|-----------------------------------|--------------|----------|----|
| | | Reported | Cleared | Adult | Juvenile | |
| Offense Overview | | Group A Offenses | | | | |
| | | Crimes Against Persons | | | | |
| Offense Total | 6,169 | Murder | 0 | 0 | 0 | 0 |
| Number Cleared | 4,181 | Negligent Manslaughter | 0 | 0 | 0 | 0 |
| Percent Cleared | 67.77 % | Negligent Vehicular Manslaughter | 0 | 0 | 0 | 0 |
| Group A Crimes per 100,000 population | N/A | Kidnapping/Abduction | 0 | 0 | 0 | 0 |
| | | Forcible Rape | 0 | 0 | 0 | 0 |
| | | Forcible Sodomy | 0 | 0 | 0 | 0 |
| | | Sexual Assault W/Object | 0 | 0 | 0 | 0 |
| | | Forcible Fondling | 0 | 0 | 0 | 0 |
| Arrest Overview | | Incest | 0 | 0 | 0 | 0 |
| Total Arrests | 8,797 | Statutory Rape | 0 | 0 | 0 | 0 |
| Adult Arrests | 8,459 | Aggravated Assault | 102 | 80 | 35 | 0 |
| Juvenile Arrests | 104 | Simple Assault | 62 | 59 | 27 | 1 |
| Unknown Age | 234 | Intimidation | 30 | 27 | 17 | 0 |
| Arrests per 100,000 population | N/A | Stalking | 0 | 0 | 0 | 0 |
| | | Commercial Sex Acts | 0 | 0 | 0 | 0 |
| Average number offenses/incident | 1.49 | Involuntary Servitude | 0 | 0 | 0 | 0 |
| Domestic Violence Victims | | Crimes Against Property | | | | |
| Offense | Reported | Cleared | | | | |
| Murder | 0 | 0 | Arson | 0 | 0 | 0 |
| Aggravated Assault | 11 | 9 | Bribery | 1 | 1 | 1 |
| Simple Assault | 20 | 17 | Burglary | 0 | 0 | 0 |
| Intimidation | 4 | 3 | Counterfeiting/Forgery | 86 | 71 | 30 |
| Stalking | 0 | 0 | Destruction/Damage/Vandalism | 80 | 75 | 22 |
| Forcible Rape | 0 | 0 | Embezzlement | 0 | 0 | 0 |
| Forcible Sodomy | 0 | 0 | Extortion/Blackmail | 0 | 0 | 0 |
| Sexual Assault W/Object | 0 | 0 | Fraud - False Pretenses | 8 | 6 | 4 |
| Forcible Fondling | 0 | 0 | Fraud - Credit Card/ATM | 0 | 0 | 0 |
| Incest | 0 | 0 | Fraud - Impersonation | 32 | 28 | 13 |
| Statutory Rape | 0 | 0 | Fraud - Welfare | 0 | 0 | 0 |
| Kidnapping/Abduction | 0 | 0 | Fraud - Wire | 0 | 0 | 0 |
| Commercial Sex Acts | 0 | 0 | Fraud - Identity Theft | 22 | 18 | 7 |
| Involuntary Servitude | 0 | 0 | Fraud - Computer Hacking/Invasion | 0 | 0 | 0 |
| Total | 35 | 29 | Robbery | 0 | 0 | 0 |
| | | | Theft - Pocket-picking | 0 | 0 | 0 |
| | | | Theft - Purse Snatching | 0 | 0 | 0 |
| | | | Theft - Shoplifting | 2 | 2 | 1 |
| Group B Arrests | | | Theft From Building | 0 | 0 | 0 |
| Offense | Adult | Juvenile | Theft From Coin Machine | 0 | 0 | 0 |
| Bad Checks | 0 | 0 | Theft From Motor Vehicle | 6 | 6 | 2 |
| Curfew/Vagrancy | 0 | 0 | Theft of Motor Vehicle Parts | 9 | 8 | 4 |
| Disorderly Conduct | 15 | 0 | Theft - All Other Larceny | 7 | 7 | 3 |
| DUI | 5,899 | 43 | Motor Vehicle Theft | 159 | 144 | 73 |
| Drunkenness | 68 | 0 | Stolen Property Offenses | 88 | 77 | 40 |
| Family-Non Violent | 3 | 0 | | | | |
| Liquor Law Violations | 56 | 1 | | | | |
| Peeping Tom | 0 | 0 | | | | |
| Runaway | 0 | 0 | | | | |
| Trespass | 4 | 0 | | | | |
| All Other Offenses | 269 | 10 | | | | |
| Total Group B | 6,314 | 54 | | | | |

(*) Offenses are counted using the FBI Units of Count for Crime

(**) The 'Arrests' column shows arrests made for incidents during the selected period, regardless of arrest date. Arrest counts for the same period may change over time.

This report is valid as of May 06, 2019 and is subject to change

Tennessee Department of Safety - NIBRS Agency Crime Overview - 2018

| Crimes Against Society | | | | |
|------------------------------------|--------------|--------------|--------------|-----------|
| Animal Cruelty | 0 | 0 | 0 | 0 |
| Drug/Narcotic Violations | 3,208 | 2,022 | 1,362 | 17 |
| Drug/Narcotic Equipment Violations | 1,948 | 1,249 | 344 | 3 |
| Gambling - Betting/Wagering | 0 | 0 | 0 | 0 |
| Gambling - Operating/Promoting | 0 | 0 | 0 | 0 |
| Gambling - Equipment Violations | 0 | 0 | 0 | 0 |
| Gambling - Sports Tampering | 0 | 0 | 0 | 0 |
| Pornography/Obscene Material | 0 | 0 | 0 | 0 |
| Prostitution | 0 | 0 | 0 | 0 |
| Prostitution Assisting/Promoting | 0 | 0 | 0 | 0 |
| Purchasing Prostitution | 0 | 0 | 0 | 0 |
| Weapon Law Violations | 319 | 301 | 160 | 1 |
| Total Group A Offenses | 6,169 | 4,181 | 2,145 | 50 |

(*) Offenses are counted using the FBI Units of Count for Crime

(**) The 'Arrests' column shows arrests made for incidents during the selected period, regardless of arrest date. Arrest counts for the same period may change over time.

Tennessee Office of Inspector General - NIBRS Agency Crime Overview - 2018

| 2017 Population Estimate | N/A | Offenses (*) | | Arrests (**) | |
|---------------------------------------|-----------------|--------------------------------|---------|--------------|----------|
| | | Reported | Cleared | Adult | Juvenile |
| Offense Overview | | Group A Offenses | | | |
| | | Crimes Against Persons | | | |
| Offense Total | 65 | 0 | 0 | 0 | 0 |
| Number Cleared | 24 | 0 | 0 | 0 | 0 |
| Percent Cleared | 36.92 % | 0 | 0 | 0 | 0 |
| Group A Crimes per 100,000 population | N/A | 0 | 0 | 0 | 0 |
| | | Crimes Against Property | | | |
| Arrest Overview | | | | | |
| Total Arrests | 19 | 0 | 0 | 0 | 0 |
| Adult Arrests | 19 | 0 | 0 | 0 | 0 |
| Juvenile Arrests | 0 | 0 | 0 | 0 | 0 |
| Unknown Age | 0 | 0 | 0 | 0 | 0 |
| Arrests per 100,000 population | N/A | 0 | 0 | 0 | 0 |
| Average number offenses/incident | 1.10 | 0 | 0 | 0 | 0 |
| Domestic Violence Victims | | | | | |
| Offense | Reported | Cleared | | | |
| Murder | 0 | 0 | 0 | 0 | 0 |
| Aggravated Assault | 0 | 0 | 0 | 0 | 0 |
| Simple Assault | 0 | 0 | 0 | 0 | 0 |
| Intimidation | 0 | 0 | 0 | 0 | 0 |
| Stalking | 0 | 0 | 0 | 0 | 0 |
| Forcible Rape | 0 | 0 | 0 | 0 | 0 |
| Forcible Sodomy | 0 | 0 | 0 | 0 | 0 |
| Sexual Assault W/Object | 0 | 0 | 0 | 0 | 0 |
| Forcible Fondling | 0 | 0 | 0 | 0 | 0 |
| Incest | 0 | 0 | 0 | 0 | 0 |
| Statutory Rape | 0 | 0 | 0 | 0 | 0 |
| Kidnapping/Abduction | 0 | 0 | 0 | 0 | 0 |
| Commercial Sex Acts | 0 | 0 | 0 | 0 | 0 |
| Involuntary Servitude | 0 | 0 | 0 | 0 | 0 |
| Total | 0 | 0 | | | |
| Group B Arrests | | | | | |
| Offense | Adult | Juvenile | | | |
| Bad Checks | 0 | 0 | 0 | 0 | 0 |
| Curfew/Vagrancy | 0 | 0 | 0 | 0 | 0 |
| Disorderly Conduct | 0 | 0 | 0 | 0 | 0 |
| DUI | 0 | 0 | 0 | 0 | 0 |
| Drunkenness | 0 | 0 | 0 | 0 | 0 |
| Family-Non Violent | 0 | 0 | 0 | 0 | 0 |
| Liquor Law Violations | 0 | 0 | 0 | 0 | 0 |
| Peeping Tom | 0 | 0 | 0 | 0 | 0 |
| Runaway | 0 | 0 | 0 | 0 | 0 |
| Trespass | 0 | 0 | 0 | 0 | 0 |
| All Other Offenses | 0 | 0 | 0 | 0 | 0 |
| Total Group B | 0 | 0 | | | |

(*) Offenses are counted using the FBI Units of Count for Crime

(**) The 'Arrests' column shows arrests made for incidents during the selected period, regardless of arrest date. Arrest counts for the same period may change over time.

Tennessee Office of Inspector General - NIBRS Agency Crime Overview - 2018

| Crimes Against Society | | | | |
|------------------------------------|-----------|-----------|-----------|----------|
| Animal Cruelty | 0 | 0 | 0 | 0 |
| Drug/Narcotic Violations | 2 | 2 | 0 | 0 |
| Drug/Narcotic Equipment Violations | 0 | 0 | 0 | 0 |
| Gambling - Betting/Wagering | 0 | 0 | 0 | 0 |
| Gambling - Operating/Promoting | 0 | 0 | 0 | 0 |
| Gambling - Equipment Violations | 0 | 0 | 0 | 0 |
| Gambling - Sports Tampering | 0 | 0 | 0 | 0 |
| Pornography/Obscene Material | 0 | 0 | 0 | 0 |
| Prostitution | 0 | 0 | 0 | 0 |
| Prostitution Assisting/Promoting | 0 | 0 | 0 | 0 |
| Purchasing Prostitution | 0 | 0 | 0 | 0 |
| Weapon Law Violations | 0 | 0 | 0 | 0 |
| Total Group A Offenses | 65 | 24 | 19 | 0 |

(*) Offenses are counted using the FBI Units of Count for Crime

(**) The 'Arrests' column shows arrests made for incidents during the selected period, regardless of arrest date. Arrest counts for the same period may change over time.

Tennessee State Fire Marshal - NIBRS Agency Crime Overview - 2018

| 2017 Population Estimate | N/A | Offenses (*) | | Arrests (**) | |
|---------------------------------------|-----------------|--------------------------------|----------|--------------|----------|
| | | Reported | Cleared | Adult | Juvenile |
| Offense Overview | | Group A Offenses | | | |
| | | Crimes Against Persons | | | |
| Offense Total | 2 | 0 | 0 | 0 | 0 |
| Number Cleared | 0 | 0 | 0 | 0 | 0 |
| Percent Cleared | 0.00 % | 0 | 0 | 0 | 0 |
| Group A Crimes per 100,000 population | N/A | 0 | 0 | 0 | 0 |
| | | Crimes Against Property | | | |
| Arrest Overview | | | | | |
| Total Arrests | 0 | 0 | 0 | 0 | 0 |
| Adult Arrests | 0 | 0 | 0 | 0 | 0 |
| Juvenile Arrests | 0 | 0 | 0 | 0 | 0 |
| Unknown Age | 0 | 0 | 0 | 0 | 0 |
| Arrests per 100,000 population | N/A | 0 | 0 | 0 | 0 |
| Average number offenses/incident | 1.00 | 0 | 0 | 0 | 0 |
| Domestic Violence Victims | | | | | |
| Offense | Reported | Cleared | | | |
| Murder | 0 | 0 | 2 | 0 | 0 |
| Aggravated Assault | 0 | 0 | 0 | 0 | 0 |
| Simple Assault | 0 | 0 | 0 | 0 | 0 |
| Intimidation | 0 | 0 | 0 | 0 | 0 |
| Stalking | 0 | 0 | 0 | 0 | 0 |
| Forcible Rape | 0 | 0 | 0 | 0 | 0 |
| Forcible Sodomy | 0 | 0 | 0 | 0 | 0 |
| Sexual Assault W/Object | 0 | 0 | 0 | 0 | 0 |
| Forcible Fondling | 0 | 0 | 0 | 0 | 0 |
| Incest | 0 | 0 | 0 | 0 | 0 |
| Statutory Rape | 0 | 0 | 0 | 0 | 0 |
| Kidnapping/Abduction | 0 | 0 | 0 | 0 | 0 |
| Commercial Sex Acts | 0 | 0 | 0 | 0 | 0 |
| Involuntary Servitude | 0 | 0 | 0 | 0 | 0 |
| Total | 0 | 0 | 0 | 0 | 0 |
| Group B Arrests | | | | | |
| Offense | Adult | Juvenile | | | |
| Bad Checks | 0 | 0 | 0 | 0 | 0 |
| Curfew/Vagrancy | 0 | 0 | 0 | 0 | 0 |
| Disorderly Conduct | 0 | 0 | 0 | 0 | 0 |
| DUI | 0 | 0 | 0 | 0 | 0 |
| Drunkenness | 0 | 0 | 0 | 0 | 0 |
| Family-Non Violent | 0 | 0 | 0 | 0 | 0 |
| Liquor Law Violations | 0 | 0 | 0 | 0 | 0 |
| Peeping Tom | 0 | 0 | 0 | 0 | 0 |
| Runaway | 0 | 0 | 0 | 0 | 0 |
| Trespass | 0 | 0 | 0 | 0 | 0 |
| All Other Offenses | 0 | 0 | 0 | 0 | 0 |
| Total Group B | 0 | 0 | 0 | 0 | 0 |

(*) Offenses are counted using the FBI Units of Count for Crime

(**) The 'Arrests' column shows arrests made for incidents during the selected period, regardless of arrest date. Arrest counts for the same period may change over time.

This report is valid as of May 06, 2019 and is subject to change

Tennessee State Fire Marshal - NIBRS Agency Crime Overview - 2018

| Crimes Against Society | | | | |
|------------------------------------|----------|----------|----------|----------|
| Animal Cruelty | 0 | 0 | 0 | 0 |
| Drug/Narcotic Violations | 0 | 0 | 0 | 0 |
| Drug/Narcotic Equipment Violations | 0 | 0 | 0 | 0 |
| Gambling - Betting/Wagering | 0 | 0 | 0 | 0 |
| Gambling - Operating/Promoting | 0 | 0 | 0 | 0 |
| Gambling - Equipment Violations | 0 | 0 | 0 | 0 |
| Gambling - Sports Tampering | 0 | 0 | 0 | 0 |
| Pornography/Obscene Material | 0 | 0 | 0 | 0 |
| Prostitution | 0 | 0 | 0 | 0 |
| Prostitution Assisting/Promoting | 0 | 0 | 0 | 0 |
| Purchasing Prostitution | 0 | 0 | 0 | 0 |
| Weapon Law Violations | 0 | 0 | 0 | 0 |
| Total Group A Offenses | 2 | 0 | 0 | 0 |

(*) Offenses are counted using the FBI Units of Count for Crime

(**) The 'Arrests' column shows arrests made for incidents during the selected period, regardless of arrest date. Arrest counts for the same period may change over time.

TWRA-Crossville - NIBRS Agency Crime Overview - 2018

| 2017 Population Estimate | N/A | Offenses (*) | | Arrests (**) | |
|---------------------------------------|-----------------|--------------------------------|---------|--------------|----------|
| | | Reported | Cleared | Adult | Juvenile |
| Offense Overview | | Group A Offenses | | | |
| Crimes Against Persons | | | | | |
| Offense Total | 13 | 0 | 0 | 0 | 0 |
| Number Cleared | 13 | 0 | 0 | 0 | 0 |
| Percent Cleared | 100.00 % | 0 | 0 | 0 | 0 |
| Group A Crimes per 100,000 population | N/A | 0 | 0 | 0 | 0 |
| Arrest Overview | | Crimes Against Property | | | |
| Total Arrests | | | | | |
| Adult Arrests | 24 | 0 | 0 | 0 | 0 |
| Juvenile Arrests | 1 | 0 | 0 | 0 | 0 |
| Unknown Age | 0 | 0 | 0 | 0 | 0 |
| Arrests per 100,000 population | N/A | 0 | 0 | 0 | 0 |
| Average number offenses/incident | 1.44 | 0 | 0 | 0 | 0 |
| Domestic Violence Victims | | | | | |
| Offense | Reported | Cleared | | | |
| Murder | 0 | 0 | 0 | 0 | 0 |
| Aggravated Assault | 0 | 0 | 0 | 0 | 0 |
| Simple Assault | 0 | 0 | 0 | 0 | 0 |
| Intimidation | 0 | 0 | 0 | 0 | 0 |
| Stalking | 0 | 0 | 0 | 0 | 0 |
| Forcible Rape | 0 | 0 | 0 | 0 | 0 |
| Forcible Sodomy | 0 | 0 | 0 | 0 | 0 |
| Sexual Assault W/Object | 0 | 0 | 0 | 0 | 0 |
| Forcible Fondling | 0 | 0 | 0 | 0 | 0 |
| Incest | 0 | 0 | 0 | 0 | 0 |
| Statutory Rape | 0 | 0 | 0 | 0 | 0 |
| Kidnapping/Abduction | 0 | 0 | 0 | 0 | 0 |
| Commercial Sex Acts | 0 | 0 | 0 | 0 | 0 |
| Involuntary Servitude | 0 | 0 | 0 | 0 | 0 |
| Total | 0 | 0 | 0 | 0 | 0 |
| Group B Arrests | | | | | |
| Offense | Adult | Juvenile | | | |
| Bad Checks | 0 | 0 | 0 | 0 | 0 |
| Curfew/Vagrancy | 0 | 0 | 0 | 0 | 0 |
| Disorderly Conduct | 0 | 0 | 0 | 0 | 0 |
| DUI | 5 | 0 | 0 | 0 | 0 |
| Drunkenness | 5 | 0 | 0 | 0 | 0 |
| Family-Non Violent | 0 | 0 | 0 | 0 | 0 |
| Liquor Law Violations | 0 | 0 | 0 | 0 | 0 |
| Peeping Tom | 0 | 0 | 0 | 0 | 0 |
| Runaway | 0 | 0 | 0 | 0 | 0 |
| Trespass | 0 | 0 | 0 | 0 | 0 |
| All Other Offenses | 6 | 0 | 0 | 0 | 0 |
| Total Group B | 16 | 0 | 0 | 0 | 0 |

(*) Offenses are counted using the FBI Units of Count for Crime

(**) The 'Arrests' column shows arrests made for incidents during the selected period, regardless of arrest date. Arrest counts for the same period may change over time.

TWRA-Crossville - NIBRS Agency Crime Overview - 2018

| Crimes Against Society | | | | |
|------------------------------------|-----------|-----------|----------|----------|
| Animal Cruelty | 0 | 0 | 0 | 0 |
| Drug/Narcotic Violations | 9 | 9 | 8 | 1 |
| Drug/Narcotic Equipment Violations | 4 | 4 | 0 | 0 |
| Gambling - Betting/Wagering | 0 | 0 | 0 | 0 |
| Gambling - Operating/Promoting | 0 | 0 | 0 | 0 |
| Gambling - Equipment Violations | 0 | 0 | 0 | 0 |
| Gambling - Sports Tampering | 0 | 0 | 0 | 0 |
| Pornography/Obscene Material | 0 | 0 | 0 | 0 |
| Prostitution | 0 | 0 | 0 | 0 |
| Prostitution Assisting/Promoting | 0 | 0 | 0 | 0 |
| Purchasing Prostitution | 0 | 0 | 0 | 0 |
| Weapon Law Violations | 0 | 0 | 0 | 0 |
| Total Group A Offenses | 13 | 13 | 8 | 1 |

(*) Offenses are counted using the FBI Units of Count for Crime

(**) The 'Arrests' column shows arrests made for incidents during the selected period, regardless of arrest date. Arrest counts for the same period may change over time.

TWRA-Jackson - NIBRS Agency Crime Overview - 2018

| 2017 Population Estimate | N/A | Offenses (*) | | Arrests (**) | | |
|---------------------------------------|-----------------|----------------------------------|-----------------------------------|--------------|----------|---|
| | | Reported | Cleared | Adult | Juvenile | |
| Offense Overview | | Group A Offenses | | | | |
| | | Crimes Against Persons | | | | |
| Offense Total | 0 | Murder | 0 | 0 | 0 | 0 |
| Number Cleared | 0 | Negligent Manslaughter | 0 | 0 | 0 | 0 |
| Percent Cleared | 0.00 % | Negligent Vehicular Manslaughter | 0 | 0 | 0 | 0 |
| Group A Crimes per 100,000 population | N/A | Kidnapping/Abduction | 0 | 0 | 0 | 0 |
| | | Forcible Rape | 0 | 0 | 0 | 0 |
| | | Forcible Sodomy | 0 | 0 | 0 | 0 |
| | | Sexual Assault W/Object | 0 | 0 | 0 | 0 |
| Arrest Overview | | Forcible Fondling | 0 | 0 | 0 | 0 |
| Total Arrests | 9 | Incest | 0 | 0 | 0 | 0 |
| Adult Arrests | 9 | Statutory Rape | 0 | 0 | 0 | 0 |
| Juvenile Arrests | 0 | Aggravated Assault | 0 | 0 | 0 | 0 |
| Unknown Age | 0 | Simple Assault | 0 | 0 | 0 | 0 |
| Arrests per 100,000 population | N/A | Intimidation | 0 | 0 | 0 | 0 |
| | | Stalking | 0 | 0 | 0 | 0 |
| | | Commercial Sex Acts | 0 | 0 | 0 | 0 |
| Average number offenses/incident | 0.00 | Involuntary Servitude | 0 | 0 | 0 | 0 |
| Domestic Violence Victims | | Crimes Against Property | | | | |
| Offense | Reported | Cleared | Arson | 0 | 0 | 0 |
| Murder | 0 | 0 | Bribery | 0 | 0 | 0 |
| Aggravated Assault | 0 | 0 | Burglary | 0 | 0 | 0 |
| Simple Assault | 0 | 0 | Counterfeiting/Forgery | 0 | 0 | 0 |
| Intimidation | 0 | 0 | Destruction/Damage/Vandalism | 0 | 0 | 0 |
| Stalking | 0 | 0 | Embezzlement | 0 | 0 | 0 |
| Forcible Rape | 0 | 0 | Extortion/Blackmail | 0 | 0 | 0 |
| Forcible Sodomy | 0 | 0 | Fraud - False Pretenses | 0 | 0 | 0 |
| Sexual Assault W/Object | 0 | 0 | Fraud - Credit Card/ATM | 0 | 0 | 0 |
| Forcible Fondling | 0 | 0 | Fraud - Impersonation | 0 | 0 | 0 |
| Incest | 0 | 0 | Fraud - Welfare | 0 | 0 | 0 |
| Statutory Rape | 0 | 0 | Fraud - Wire | 0 | 0 | 0 |
| Kidnapping/Abduction | 0 | 0 | Fraud - Identity Theft | 0 | 0 | 0 |
| Commercial Sex Acts | 0 | 0 | Fraud - Computer Hacking/Invasion | 0 | 0 | 0 |
| Involuntary Servitude | 0 | 0 | Robbery | 0 | 0 | 0 |
| Total | 0 | 0 | Theft - Pocket-picking | 0 | 0 | 0 |
| | | | Theft - Purse Snatching | 0 | 0 | 0 |
| Group B Arrests | | | Theft - Shoplifting | 0 | 0 | 0 |
| Offense | Adult | Juvenile | Theft From Building | 0 | 0 | 0 |
| Bad Checks | 0 | 0 | Theft From Coin Machine | 0 | 0 | 0 |
| Curfew/Vagrancy | 0 | 0 | Theft From Motor Vehicle | 0 | 0 | 0 |
| Disorderly Conduct | 0 | 0 | Theft of Motor Vehicle Parts | 0 | 0 | 0 |
| DUI | 3 | 0 | Theft - All Other Larceny | 0 | 0 | 0 |
| Drunkenness | 0 | 0 | Motor Vehicle Theft | 0 | 0 | 0 |
| Family-Non Violent | 0 | 0 | Stolen Property Offenses | 0 | 0 | 0 |
| Liquor Law Violations | 3 | 0 | | | | |
| Peeping Tom | 0 | 0 | | | | |
| Runaway | 0 | 0 | | | | |
| Trespass | 0 | 0 | | | | |
| All Other Offenses | 3 | 0 | | | | |
| Total Group B | 9 | 0 | | | | |

(*) Offenses are counted using the FBI Units of Count for Crime

(**) The 'Arrests' column shows arrests made for incidents during the selected period, regardless of arrest date. Arrest counts for the same period may change over time.

TWRA-Jackson - NIBRS Agency Crime Overview - 2018

| Crimes Against Society | | | | |
|------------------------------------|----------|----------|----------|----------|
| Animal Cruelty | 0 | 0 | 0 | 0 |
| Drug/Narcotic Violations | 0 | 0 | 0 | 0 |
| Drug/Narcotic Equipment Violations | 0 | 0 | 0 | 0 |
| Gambling - Betting/Wagering | 0 | 0 | 0 | 0 |
| Gambling - Operating/Promoting | 0 | 0 | 0 | 0 |
| Gambling - Equipment Violations | 0 | 0 | 0 | 0 |
| Gambling - Sports Tampering | 0 | 0 | 0 | 0 |
| Pornography/Obscene Material | 0 | 0 | 0 | 0 |
| Prostitution | 0 | 0 | 0 | 0 |
| Prostitution Assisting/Promoting | 0 | 0 | 0 | 0 |
| Purchasing Prostitution | 0 | 0 | 0 | 0 |
| Weapon Law Violations | 0 | 0 | 0 | 0 |
| Total Group A Offenses | 0 | 0 | 0 | 0 |

Please go to <https://crimeinsight.tbi.tn.gov/> for additional 2018 data.

(*) Offenses are counted using the FBI Units of Count for Crime

(**) The 'Arrests' column shows arrests made for incidents during the selected period, regardless of arrest date. Arrest counts for the same period may change over time.

TWRA-Morristown - NIBRS Agency Crime Overview - 2018

| 2017 Population Estimate | N/A | Offenses (*) | | Arrests (**) | | |
|---------------------------------------|-----------------|----------------------------------|-----------------------------------|--------------|----------|---|
| | | Reported | Cleared | Adult | Juvenile | |
| Offense Overview | | Group A Offenses | | | | |
| | | Crimes Against Persons | | | | |
| Offense Total | 75 | Murder | 0 | 0 | 0 | 0 |
| Number Cleared | 75 | Negligent Manslaughter | 0 | 0 | 0 | 0 |
| Percent Cleared | 100.00 % | Negligent Vehicular Manslaughter | 0 | 0 | 0 | 0 |
| Group A Crimes per 100,000 population | N/A | Kidnapping/Abduction | 0 | 0 | 0 | 0 |
| | | Forcible Rape | 0 | 0 | 0 | 0 |
| | | Forcible Sodomy | 0 | 0 | 0 | 0 |
| | | Sexual Assault W/Object | 0 | 0 | 0 | 0 |
| Arrest Overview | | Forcible Fondling | 0 | 0 | 0 | 0 |
| Total Arrests | 89 | Incest | 0 | 0 | 0 | 0 |
| Adult Arrests | 84 | Statutory Rape | 0 | 0 | 0 | 0 |
| Juvenile Arrests | 5 | Aggravated Assault | 0 | 0 | 0 | 0 |
| Unknown Age | 0 | Simple Assault | 0 | 0 | 0 | 0 |
| Arrests per 100,000 population | N/A | Intimidation | 0 | 0 | 0 | 0 |
| | | Stalking | 0 | 0 | 0 | 0 |
| | | Commercial Sex Acts | 0 | 0 | 0 | 0 |
| Average number offenses/incident | 1.34 | Involuntary Servitude | 0 | 0 | 0 | 0 |
| | | Crimes Against Property | | | | |
| Domestic Violence Victims | | Arson | 0 | 0 | 0 | 0 |
| Offense | Reported | Cleared | | | | |
| Murder | 0 | 0 | Bribery | 0 | 0 | 0 |
| Aggravated Assault | 0 | 0 | Burglary | 0 | 0 | 0 |
| Simple Assault | 0 | 0 | Counterfeiting/Forgery | 0 | 0 | 0 |
| Intimidation | 0 | 0 | Destruction/Damage/Vandalism | 0 | 0 | 0 |
| Stalking | 0 | 0 | Embezzlement | 0 | 0 | 0 |
| Forcible Rape | 0 | 0 | Extortion/Blackmail | 0 | 0 | 0 |
| Forcible Sodomy | 0 | 0 | Fraud - False Pretenses | 0 | 0 | 0 |
| Sexual Assault W/Object | 0 | 0 | Fraud - Credit Card/ATM | 0 | 0 | 0 |
| Forcible Fondling | 0 | 0 | Fraud - Impersonation | 0 | 0 | 0 |
| Incest | 0 | 0 | Fraud - Welfare | 0 | 0 | 0 |
| Statutory Rape | 0 | 0 | Fraud - Wire | 0 | 0 | 0 |
| Kidnapping/Abduction | 0 | 0 | Fraud - Identity Theft | 0 | 0 | 0 |
| Commercial Sex Acts | 0 | 0 | Fraud - Computer Hacking/Invasion | 0 | 0 | 0 |
| Involuntary Servitude | 0 | 0 | Robbery | 0 | 0 | 0 |
| Total | 0 | 0 | Theft - Pocket-picking | 0 | 0 | 0 |
| | | | Theft - Purse Snatching | 0 | 0 | 0 |
| Group B Arrests | | | Theft - Shoplifting | 0 | 0 | 0 |
| Offense | Adult | Juvenile | Theft From Building | 0 | 0 | 0 |
| Bad Checks | 0 | 0 | Theft From Coin Machine | 0 | 0 | 0 |
| Curfew/Vagrancy | 0 | 0 | Theft From Motor Vehicle | 0 | 0 | 0 |
| Disorderly Conduct | 0 | 0 | Theft of Motor Vehicle Parts | 0 | 0 | 0 |
| DUI | 7 | 0 | Theft - All Other Larceny | 0 | 0 | 0 |
| Drunkenness | 1 | 0 | Motor Vehicle Theft | 0 | 0 | 0 |
| Family-Non Violent | 0 | 0 | Stolen Property Offenses | 0 | 0 | 0 |
| Liquor Law Violations | 0 | 0 | | | | |
| Peeping Tom | 0 | 0 | | | | |
| Runaway | 0 | 0 | | | | |
| Trespass | 0 | 0 | | | | |
| All Other Offenses | 22 | 3 | | | | |
| Total Group B | 30 | 3 | | | | |

(*) Offenses are counted using the FBI Units of Count for Crime

(**) The 'Arrests' column shows arrests made for incidents during the selected period, regardless of arrest date. Arrest counts for the same period may change over time.

TWRA-Morristown - NIBRS Agency Crime Overview - 2018

| Crimes Against Society | | | | |
|------------------------------------|-----------|-----------|-----------|----------|
| Animal Cruelty | 0 | 0 | 0 | 0 |
| Drug/Narcotic Violations | 53 | 53 | 51 | 2 |
| Drug/Narcotic Equipment Violations | 19 | 19 | 0 | 0 |
| Gambling - Betting/Wagering | 0 | 0 | 0 | 0 |
| Gambling - Operating/Promoting | 0 | 0 | 0 | 0 |
| Gambling - Equipment Violations | 0 | 0 | 0 | 0 |
| Gambling - Sports Tampering | 0 | 0 | 0 | 0 |
| Pornography/Obscene Material | 0 | 0 | 0 | 0 |
| Prostitution | 0 | 0 | 0 | 0 |
| Prostitution Assisting/Promoting | 0 | 0 | 0 | 0 |
| Purchasing Prostitution | 0 | 0 | 0 | 0 |
| Weapon Law Violations | 3 | 3 | 3 | 0 |
| Total Group A Offenses | 75 | 75 | 54 | 2 |

(*) Offenses are counted using the FBI Units of Count for Crime

(**) The 'Arrests' column shows arrests made for incidents during the selected period, regardless of arrest date. Arrest counts for the same period may change over time.

TWRA-Nashville - NIBRS Agency Crime Overview - 2018

| 2017 Population Estimate | N/A | Offenses (*) | | Arrests (**) | | |
|---------------------------------------|-----------------|----------------------------------|-----------------------------------|--------------|----------|---|
| | | Reported | Cleared | Adult | Juvenile | |
| Offense Overview | | Group A Offenses | | | | |
| | | Crimes Against Persons | | | | |
| Offense Total | 117 | Murder | 0 | 0 | 0 | 0 |
| Number Cleared | 115 | Negligent Manslaughter | 0 | 0 | 0 | 0 |
| Percent Cleared | 98.29 % | Negligent Vehicular Manslaughter | 0 | 0 | 0 | 0 |
| Group A Crimes per 100,000 population | N/A | Kidnapping/Abduction | 0 | 0 | 0 | 0 |
| | | Forcible Rape | 0 | 0 | 0 | 0 |
| | | Forcible Sodomy | 0 | 0 | 0 | 0 |
| | | Sexual Assault W/Object | 0 | 0 | 0 | 0 |
| Arrest Overview | | Forcible Fondling | 0 | 0 | 0 | 0 |
| Total Arrests | 119 | Incest | 0 | 0 | 0 | 0 |
| Adult Arrests | 116 | Statutory Rape | 0 | 0 | 0 | 0 |
| Juvenile Arrests | 3 | Aggravated Assault | 0 | 0 | 0 | 0 |
| Unknown Age | 0 | Simple Assault | 1 | 0 | 0 | 0 |
| Arrests per 100,000 population | N/A | Intimidation | 0 | 0 | 0 | 0 |
| | | Stalking | 0 | 0 | 0 | 0 |
| | | Commercial Sex Acts | 0 | 0 | 0 | 0 |
| Average number offenses/incident | 1.33 | Involuntary Servitude | 0 | 0 | 0 | 0 |
| Domestic Violence Victims | | Crimes Against Property | | | | |
| Offense | Reported | Cleared | | | | |
| Murder | 0 | 0 | Arson | 0 | 0 | 0 |
| Aggravated Assault | 0 | 0 | Bribery | 0 | 0 | 0 |
| Simple Assault | 1 | 0 | Burglary | 0 | 0 | 0 |
| Intimidation | 0 | 0 | Counterfeiting/Forgery | 0 | 0 | 0 |
| Stalking | 0 | 0 | Destruction/Damage/Vandalism | 0 | 0 | 0 |
| Forcible Rape | 0 | 0 | Embezzlement | 0 | 0 | 0 |
| Forcible Sodomy | 0 | 0 | Extortion/Blackmail | 0 | 0 | 0 |
| Sexual Assault W/Object | 0 | 0 | Fraud - False Pretenses | 0 | 0 | 0 |
| Forcible Fondling | 0 | 0 | Fraud - Credit Card/ATM | 0 | 0 | 0 |
| Incest | 0 | 0 | Fraud - Impersonation | 0 | 0 | 0 |
| Statutory Rape | 0 | 0 | Fraud - Welfare | 0 | 0 | 0 |
| Kidnapping/Abduction | 0 | 0 | Fraud - Wire | 0 | 0 | 0 |
| Commercial Sex Acts | 0 | 0 | Fraud - Identity Theft | 0 | 0 | 0 |
| Involuntary Servitude | 0 | 0 | Fraud - Computer Hacking/Invasion | 0 | 0 | 0 |
| Total | 1 | 0 | Robbery | 0 | 0 | 0 |
| | | | Theft - Pocket-picking | 0 | 0 | 0 |
| | | | Theft - Purse Snatching | 0 | 0 | 0 |
| Group B Arrests | | | Theft - Shoplifting | 0 | 0 | 0 |
| Offense | Adult | Juvenile | Theft From Building | 0 | 0 | 0 |
| Bad Checks | 0 | 0 | Theft From Coin Machine | 0 | 0 | 0 |
| Curfew/Vagrancy | 0 | 0 | Theft From Motor Vehicle | 0 | 0 | 0 |
| Disorderly Conduct | 0 | 0 | Theft of Motor Vehicle Parts | 0 | 0 | 0 |
| DUI | 5 | 0 | Theft - All Other Larceny | 0 | 0 | 0 |
| Drunkenness | 0 | 0 | Motor Vehicle Theft | 0 | 0 | 0 |
| Family-Non Violent | 0 | 0 | Stolen Property Offenses | 0 | 0 | 0 |
| Liquor Law Violations | 0 | 0 | | | | |
| Peeping Tom | 0 | 0 | | | | |
| Runaway | 0 | 0 | | | | |
| Trespass | 0 | 0 | | | | |
| All Other Offenses | 26 | 2 | | | | |
| Total Group B | 31 | 2 | | | | |

(*) Offenses are counted using the FBI Units of Count for Crime

(**) The 'Arrests' column shows arrests made for incidents during the selected period, regardless of arrest date. Arrest counts for the same period may change over time.

TWRA-Nashville - NIBRS Agency Crime Overview - 2018

| Crimes Against Society | | | | |
|------------------------------------|------------|------------|-----------|----------|
| Animal Cruelty | 0 | 0 | 0 | 0 |
| Drug/Narcotic Violations | 87 | 86 | 85 | 1 |
| Drug/Narcotic Equipment Violations | 29 | 29 | 0 | 0 |
| Gambling - Betting/Wagering | 0 | 0 | 0 | 0 |
| Gambling - Operating/Promoting | 0 | 0 | 0 | 0 |
| Gambling - Equipment Violations | 0 | 0 | 0 | 0 |
| Gambling - Sports Tampering | 0 | 0 | 0 | 0 |
| Pornography/Obscene Material | 0 | 0 | 0 | 0 |
| Prostitution | 0 | 0 | 0 | 0 |
| Prostitution Assisting/Promoting | 0 | 0 | 0 | 0 |
| Purchasing Prostitution | 0 | 0 | 0 | 0 |
| Weapon Law Violations | 0 | 0 | 0 | 0 |
| Total Group A Offenses | 117 | 115 | 85 | 1 |

(*) Offenses are counted using the FBI Units of Count for Crime

(**) The 'Arrests' column shows arrests made for incidents during the selected period, regardless of arrest date. Arrest counts for the same period may change over time.



**CRIME IN
TENNESSEE**
2018

**DRUG TASK
FORCES**

1st Judicial Drug Task Force - NIBRS Agency Crime Overview - 2018

| 2017 Population Estimate | N/A | Offenses (*) | | Arrests (**) | | | |
|---------------------------------------|-----------------|----------------------------------|-----------------------------------|--------------|----------|---|---|
| | | Reported | Cleared | Adult | Juvenile | | |
| Offense Overview | | Group A Offenses | | | | | |
| | | Crimes Against Persons | | | | | |
| Offense Total | 11 | Murder | 0 | 0 | 0 | 0 | |
| Number Cleared | 3 | Negligent Manslaughter | 0 | 0 | 0 | 0 | |
| Percent Cleared | 27.27 % | Negligent Vehicular Manslaughter | 0 | 0 | 0 | 0 | |
| Group A Crimes per 100,000 population | N/A | Kidnapping/Abduction | 0 | 0 | 0 | 0 | |
| | | Forcible Rape | 0 | 0 | 0 | 0 | |
| | | Forcible Sodomy | 0 | 0 | 0 | 0 | |
| | | Sexual Assault W/Object | 0 | 0 | 0 | 0 | |
| Arrest Overview | | Forcible Fondling | 0 | 0 | 0 | 0 | |
| Total Arrests | 2 | Incest | 0 | 0 | 0 | 0 | |
| Adult Arrests | 2 | Statutory Rape | 0 | 0 | 0 | 0 | |
| Juvenile Arrests | 0 | Aggravated Assault | 0 | 0 | 0 | 0 | |
| Unknown Age | 0 | Simple Assault | 0 | 0 | 0 | 0 | |
| Arrests per 100,000 population | N/A | Intimidation | 0 | 0 | 0 | 0 | |
| | | Stalking | 0 | 0 | 0 | 0 | |
| | | Commercial Sex Acts | 0 | 0 | 0 | 0 | |
| Average number offenses/incident | 1.10 | Involuntary Servitude | 0 | 0 | 0 | 0 | |
| Domestic Violence Victims | | Crimes Against Property | | | | | |
| Offense | Reported | Cleared | | | | | |
| Murder | 0 | 0 | Arson | 0 | 0 | 0 | 0 |
| Aggravated Assault | 0 | 0 | Bribery | 0 | 0 | 0 | 0 |
| Simple Assault | 0 | 0 | Burglary | 0 | 0 | 0 | 0 |
| Intimidation | 0 | 0 | Counterfeiting/Forgery | 0 | 0 | 0 | 0 |
| Stalking | 0 | 0 | Destruction/Damage/Vandalism | 0 | 0 | 0 | 0 |
| Forcible Rape | 0 | 0 | Embezzlement | 0 | 0 | 0 | 0 |
| Forcible Sodomy | 0 | 0 | Extortion/Blackmail | 0 | 0 | 0 | 0 |
| Sexual Assault W/Object | 0 | 0 | Fraud - False Pretenses | 0 | 0 | 0 | 0 |
| Forcible Fondling | 0 | 0 | Fraud - Credit Card/ATM | 0 | 0 | 0 | 0 |
| Incest | 0 | 0 | Fraud - Impersonation | 0 | 0 | 0 | 0 |
| Statutory Rape | 0 | 0 | Fraud - Welfare | 0 | 0 | 0 | 0 |
| Kidnapping/Abduction | 0 | 0 | Fraud - Wire | 0 | 0 | 0 | 0 |
| Commercial Sex Acts | 0 | 0 | Fraud - Identity Theft | 0 | 0 | 0 | 0 |
| Involuntary Servitude | 0 | 0 | Fraud - Computer Hacking/Invasion | 0 | 0 | 0 | 0 |
| Total | 0 | 0 | Robbery | 0 | 0 | 0 | 0 |
| | | | Theft - Pocket-picking | 0 | 0 | 0 | 0 |
| Group B Arrests | | | Theft - Purse Snatching | 0 | 0 | 0 | 0 |
| Offense | Adult | Juvenile | Theft - Shoplifting | 0 | 0 | 0 | 0 |
| Bad Checks | 0 | 0 | Theft From Building | 0 | 0 | 0 | 0 |
| Curfew/Vagrancy | 0 | 0 | Theft From Coin Machine | 0 | 0 | 0 | 0 |
| Disorderly Conduct | 0 | 0 | Theft From Motor Vehicle | 0 | 0 | 0 | 0 |
| DUI | 0 | 0 | Theft of Motor Vehicle Parts | 0 | 0 | 0 | 0 |
| Drunkenness | 0 | 0 | Theft - All Other Larceny | 0 | 0 | 0 | 0 |
| Family-Non Violent | 0 | 0 | Motor Vehicle Theft | 0 | 0 | 0 | 0 |
| Liquor Law Violations | 0 | 0 | Stolen Property Offenses | 0 | 0 | 0 | 0 |
| Peeping Tom | 0 | 0 | | | | | |
| Runaway | 0 | 0 | | | | | |
| Trespass | 0 | 0 | | | | | |
| All Other Offenses | 0 | 0 | | | | | |
| Total Group B | 0 | 0 | | | | | |

(*) Offenses are counted using the FBI Units of Count for Crime

(**) The 'Arrests' column shows arrests made for incidents during the selected period, regardless of arrest date. Arrest counts for the same period may change over time.

1st Judicial Drug Task Force - NIBRS Agency Crime Overview - 2018

| Crimes Against Society | | | | |
|------------------------------------|-----------|----------|----------|----------|
| Animal Cruelty | 0 | 0 | 0 | 0 |
| Drug/Narcotic Violations | 10 | 2 | 2 | 0 |
| Drug/Narcotic Equipment Violations | 1 | 1 | 0 | 0 |
| Gambling - Betting/Wagering | 0 | 0 | 0 | 0 |
| Gambling - Operating/Promoting | 0 | 0 | 0 | 0 |
| Gambling - Equipment Violations | 0 | 0 | 0 | 0 |
| Gambling - Sports Tampering | 0 | 0 | 0 | 0 |
| Pornography/Obscene Material | 0 | 0 | 0 | 0 |
| Prostitution | 0 | 0 | 0 | 0 |
| Prostitution Assisting/Promoting | 0 | 0 | 0 | 0 |
| Purchasing Prostitution | 0 | 0 | 0 | 0 |
| Weapon Law Violations | 0 | 0 | 0 | 0 |
| Total Group A Offenses | 11 | 3 | 2 | 0 |

Please go to <https://crimeinsight.tbi.tn.gov/> for additional 2018 data.

(*) Offenses are counted using the FBI Units of Count for Crime

(**) The 'Arrests' column shows arrests made for incidents during the selected period, regardless of arrest date. Arrest counts for the same period may change over time.

2nd Judicial Drug Task Force - NIBRS Agency Crime Overview - 2018

| 2017 Population Estimate | N/A | Offenses (*) | | Arrests (**) | |
|---------------------------------------|-----------------|--------------------------------|---------|--------------|----------|
| | | Reported | Cleared | Adult | Juvenile |
| Offense Overview | | Group A Offenses | | | |
| Crimes Against Persons | | | | | |
| Offense Total | 23 | 0 | 0 | 0 | 0 |
| Number Cleared | 12 | 0 | 0 | 0 | 0 |
| Percent Cleared | 52.17 % | 0 | 0 | 0 | 0 |
| Group A Crimes per 100,000 population | N/A | 0 | 0 | 0 | 0 |
| Arrest Overview | | Crimes Against Property | | | |
| Total Arrests | | | | | |
| Adult Arrests | 36 | 0 | 0 | 0 | 0 |
| Juvenile Arrests | 0 | 0 | 0 | 0 | 0 |
| Unknown Age | 0 | 0 | 0 | 0 | 0 |
| Arrests per 100,000 population | N/A | 0 | 0 | 0 | 0 |
| Average number offenses/incident | 1.15 | 0 | 0 | 0 | 0 |
| Domestic Violence Victims | | | | | |
| Offense | Reported | Cleared | | | |
| Murder | 0 | 0 | 0 | 0 | 0 |
| Aggravated Assault | 0 | 0 | 0 | 0 | 0 |
| Simple Assault | 0 | 0 | 0 | 0 | 0 |
| Intimidation | 0 | 0 | 0 | 0 | 0 |
| Stalking | 0 | 0 | 0 | 0 | 0 |
| Forcible Rape | 0 | 0 | 0 | 0 | 0 |
| Forcible Sodomy | 0 | 0 | 0 | 0 | 0 |
| Sexual Assault W/Object | 0 | 0 | 0 | 0 | 0 |
| Forcible Fondling | 0 | 0 | 0 | 0 | 0 |
| Incest | 0 | 0 | 0 | 0 | 0 |
| Statutory Rape | 0 | 0 | 0 | 0 | 0 |
| Kidnapping/Abduction | 0 | 0 | 0 | 0 | 0 |
| Commercial Sex Acts | 0 | 0 | 0 | 0 | 0 |
| Involuntary Servitude | 0 | 0 | 0 | 0 | 0 |
| Total | 0 | 0 | 0 | 0 | 0 |
| Group B Arrests | | | | | |
| Offense | Adult | Juvenile | | | |
| Bad Checks | 0 | 0 | 0 | 0 | 0 |
| Curfew/Vagrancy | 0 | 0 | 0 | 0 | 0 |
| Disorderly Conduct | 0 | 0 | 0 | 0 | 0 |
| DUI | 0 | 0 | 0 | 0 | 0 |
| Drunkenness | 0 | 0 | 0 | 0 | 0 |
| Family-Non Violent | 0 | 0 | 0 | 0 | 0 |
| Liquor Law Violations | 0 | 0 | 0 | 0 | 0 |
| Peeping Tom | 0 | 0 | 0 | 0 | 0 |
| Runaway | 0 | 0 | 0 | 0 | 0 |
| Trespass | 0 | 0 | 0 | 0 | 0 |
| All Other Offenses | 24 | 0 | 2 | 0 | 0 |
| Total Group B | 24 | 0 | 0 | 0 | 0 |

(*) Offenses are counted using the FBI Units of Count for Crime

(**) The 'Arrests' column shows arrests made for incidents during the selected period, regardless of arrest date. Arrest counts for the same period may change over time.

2nd Judicial Drug Task Force - NIBRS Agency Crime Overview - 2018

| Crimes Against Society | | | | |
|------------------------------------|-----------|-----------|-----------|----------|
| Animal Cruelty | 0 | 0 | 0 | 0 |
| Drug/Narcotic Violations | 12 | 5 | 8 | 0 |
| Drug/Narcotic Equipment Violations | 4 | 2 | 0 | 0 |
| Gambling - Betting/Wagering | 0 | 0 | 0 | 0 |
| Gambling - Operating/Promoting | 0 | 0 | 0 | 0 |
| Gambling - Equipment Violations | 0 | 0 | 0 | 0 |
| Gambling - Sports Tampering | 0 | 0 | 0 | 0 |
| Pornography/Obscene Material | 0 | 0 | 0 | 0 |
| Prostitution | 0 | 0 | 0 | 0 |
| Prostitution Assisting/Promoting | 0 | 0 | 0 | 0 |
| Purchasing Prostitution | 0 | 0 | 0 | 0 |
| Weapon Law Violations | 5 | 5 | 4 | 0 |
| Total Group A Offenses | 23 | 12 | 12 | 0 |

(*) Offenses are counted using the FBI Units of Count for Crime

(**) The 'Arrests' column shows arrests made for incidents during the selected period, regardless of arrest date. Arrest counts for the same period may change over time.

3rd Judicial Drug Task Force - NIBRS Agency Crime Overview - 2018

| 2017 Population Estimate | N/A | Offenses (*) | | Arrests (**) | |
|---------------------------------------|-----------------|--------------------------------|---------|--------------|----------|
| | | Reported | Cleared | Adult | Juvenile |
| Offense Overview | | Group A Offenses | | | |
| | | Crimes Against Persons | | | |
| Offense Total | 163 | 0 | 0 | 0 | 0 |
| Number Cleared | 17 | 0 | 0 | 0 | 0 |
| Percent Cleared | 10.43 % | 0 | 0 | 0 | 0 |
| Group A Crimes per 100,000 population | N/A | 0 | 0 | 0 | 0 |
| | | Crimes Against Property | | | |
| Arrest Overview | | | | | |
| Total Arrests | 10 | 0 | 0 | 0 | 0 |
| Adult Arrests | 10 | 0 | 0 | 0 | 0 |
| Juvenile Arrests | 0 | 0 | 0 | 0 | 0 |
| Unknown Age | 0 | 0 | 0 | 0 | 0 |
| Arrests per 100,000 population | N/A | 0 | 0 | 0 | 0 |
| Average number offenses/incident | 1.85 | 0 | 0 | 0 | 0 |
| Domestic Violence Victims | | | | | |
| Offense | Reported | Cleared | | | |
| Murder | 0 | 0 | 0 | 0 | 0 |
| Aggravated Assault | 0 | 0 | 0 | 0 | 0 |
| Simple Assault | 0 | 0 | 0 | 0 | 0 |
| Intimidation | 0 | 0 | 0 | 0 | 0 |
| Stalking | 0 | 0 | 0 | 0 | 0 |
| Forcible Rape | 0 | 0 | 0 | 0 | 0 |
| Forcible Sodomy | 0 | 0 | 0 | 0 | 0 |
| Sexual Assault W/Object | 0 | 0 | 0 | 0 | 0 |
| Forcible Fondling | 0 | 0 | 0 | 0 | 0 |
| Incest | 0 | 0 | 0 | 0 | 0 |
| Statutory Rape | 0 | 0 | 0 | 0 | 0 |
| Kidnapping/Abduction | 0 | 0 | 0 | 0 | 0 |
| Commercial Sex Acts | 0 | 0 | 0 | 0 | 0 |
| Involuntary Servitude | 0 | 0 | 0 | 0 | 0 |
| Total | 0 | 0 | 0 | 0 | 0 |
| Group B Arrests | | | | | |
| Offense | Adult | Juvenile | | | |
| Bad Checks | 0 | 0 | 0 | 0 | 0 |
| Curfew/Vagrancy | 0 | 0 | 0 | 0 | 0 |
| Disorderly Conduct | 0 | 0 | 0 | 0 | 0 |
| DUI | 0 | 0 | 0 | 0 | 0 |
| Drunkenness | 0 | 0 | 0 | 0 | 0 |
| Family-Non Violent | 0 | 0 | 0 | 0 | 0 |
| Liquor Law Violations | 0 | 0 | 0 | 0 | 0 |
| Peeping Tom | 0 | 0 | 0 | 0 | 0 |
| Runaway | 0 | 0 | 0 | 0 | 0 |
| Trespass | 0 | 0 | 0 | 0 | 0 |
| All Other Offenses | 0 | 0 | 0 | 0 | 0 |
| Total Group B | 0 | 0 | 0 | 0 | 0 |

(*) Offenses are counted using the FBI Units of Count for Crime

(**) The 'Arrests' column shows arrests made for incidents during the selected period, regardless of arrest date. Arrest counts for the same period may change over time.

3rd Judicial Drug Task Force - NIBRS Agency Crime Overview - 2018

| Crimes Against Society | | | | |
|------------------------------------|------------|-----------|-----------|----------|
| Animal Cruelty | 0 | 0 | 0 | 0 |
| Drug/Narcotic Violations | 88 | 8 | 10 | 0 |
| Drug/Narcotic Equipment Violations | 72 | 7 | 0 | 0 |
| Gambling - Betting/Wagering | 0 | 0 | 0 | 0 |
| Gambling - Operating/Promoting | 0 | 0 | 0 | 0 |
| Gambling - Equipment Violations | 0 | 0 | 0 | 0 |
| Gambling - Sports Tampering | 0 | 0 | 0 | 0 |
| Pornography/Obscene Material | 0 | 0 | 0 | 0 |
| Prostitution | 0 | 0 | 0 | 0 |
| Prostitution Assisting/Promoting | 0 | 0 | 0 | 0 |
| Purchasing Prostitution | 0 | 0 | 0 | 0 |
| Weapon Law Violations | 3 | 2 | 0 | 0 |
| Total Group A Offenses | 163 | 17 | 10 | 0 |

(*) Offenses are counted using the FBI Units of Count for Crime

(**) The 'Arrests' column shows arrests made for incidents during the selected period, regardless of arrest date. Arrest counts for the same period may change over time.

4th Judicial Drug Task Force - NIBRS Agency Crime Overview - 2018

| Crimes Against Society | | | | |
|------------------------------------|------------|----------|----------|----------|
| Animal Cruelty | 0 | 0 | 0 | 0 |
| Drug/Narcotic Violations | 125 | 0 | 0 | 0 |
| Drug/Narcotic Equipment Violations | 0 | 0 | 0 | 0 |
| Gambling - Betting/Wagering | 0 | 0 | 0 | 0 |
| Gambling - Operating/Promoting | 0 | 0 | 0 | 0 |
| Gambling - Equipment Violations | 0 | 0 | 0 | 0 |
| Gambling - Sports Tampering | 0 | 0 | 0 | 0 |
| Pornography/Obscene Material | 0 | 0 | 0 | 0 |
| Prostitution | 0 | 0 | 0 | 0 |
| Prostitution Assisting/Promoting | 0 | 0 | 0 | 0 |
| Purchasing Prostitution | 0 | 0 | 0 | 0 |
| Weapon Law Violations | 3 | 0 | 0 | 0 |
| Total Group A Offenses | 129 | 0 | 0 | 0 |

(*) Offenses are counted using the FBI Units of Count for Crime

(**) The 'Arrests' column shows arrests made for incidents during the selected period, regardless of arrest date. Arrest counts for the same period may change over time.

5th Judicial Drug Task Force - NIBRS Agency Crime Overview - 2018

| 2017 Population Estimate | N/A | Offenses (*) | | Arrests (**) | | | |
|---------------------------------------|-----------------|----------------------------------|-----------------------------------|--------------|----------|---|---|
| | | Reported | Cleared | Adult | Juvenile | | |
| Offense Overview | | Group A Offenses | | | | | |
| Crimes Against Persons | | | | | | | |
| Offense Total | 600 | Murder | 0 | 0 | 0 | 0 | |
| Number Cleared | 326 | Negligent Manslaughter | 0 | 0 | 0 | 0 | |
| Percent Cleared | 54.33 % | Negligent Vehicular Manslaughter | 0 | 0 | 0 | 0 | |
| Group A Crimes per 100,000 population | N/A | Kidnapping/Abduction | 0 | 0 | 0 | 0 | |
| | | Forcible Rape | 0 | 0 | 0 | 0 | |
| | | Forcible Sodomy | 0 | 0 | 0 | 0 | |
| | | Sexual Assault W/Object | 0 | 0 | 0 | 0 | |
| Arrest Overview | | Forcible Fondling | 0 | 0 | 0 | 0 | |
| Total Arrests | 258 | Incest | 0 | 0 | 0 | 0 | |
| Adult Arrests | 255 | Statutory Rape | 0 | 0 | 0 | 0 | |
| Juvenile Arrests | 3 | Aggravated Assault | 0 | 0 | 0 | 0 | |
| Unknown Age | 0 | Simple Assault | 0 | 0 | 0 | 0 | |
| Arrests per 100,000 population | N/A | Intimidation | 0 | 0 | 0 | 0 | |
| | | Stalking | 0 | 0 | 0 | 0 | |
| | | Commercial Sex Acts | 0 | 0 | 0 | 0 | |
| Average number offenses/incident | 1.35 | Involuntary Servitude | 0 | 0 | 0 | 0 | |
| Domestic Violence Victims | | Crimes Against Property | | | | | |
| Offense | Reported | Cleared | | | | | |
| Murder | 0 | 0 | Arson | 0 | 0 | 0 | 0 |
| Aggravated Assault | 0 | 0 | Bribery | 0 | 0 | 0 | 0 |
| Simple Assault | 0 | 0 | Burglary | 0 | 0 | 0 | 0 |
| Intimidation | 0 | 0 | Counterfeiting/Forgery | 14 | 3 | 0 | 0 |
| Stalking | 0 | 0 | Destruction/Damage/Vandalism | 0 | 0 | 0 | 0 |
| Forcible Rape | 0 | 0 | Embezzlement | 0 | 0 | 0 | 0 |
| Forcible Sodomy | 0 | 0 | Extortion/Blackmail | 0 | 0 | 0 | 0 |
| Sexual Assault W/Object | 0 | 0 | Fraud - False Pretenses | 23 | 11 | 8 | 0 |
| Forcible Fondling | 0 | 0 | Fraud - Credit Card/ATM | 0 | 0 | 0 | 0 |
| Incest | 0 | 0 | Fraud - Impersonation | 6 | 2 | 1 | 0 |
| Statutory Rape | 0 | 0 | Fraud - Welfare | 5 | 0 | 0 | 0 |
| Kidnapping/Abduction | 0 | 0 | Fraud - Wire | 0 | 0 | 0 | 0 |
| Commercial Sex Acts | 0 | 0 | Fraud - Identity Theft | 4 | 2 | 0 | 0 |
| Involuntary Servitude | 0 | 0 | Fraud - Computer Hacking/Invasion | 0 | 0 | 0 | 0 |
| Total | 0 | 0 | Robbery | 0 | 0 | 0 | 0 |
| | | | Theft - Pocket-picking | 0 | 0 | 0 | 0 |
| | | | Theft - Purse Snatching | 0 | 0 | 0 | 0 |
| | | | Theft - Shoplifting | 0 | 0 | 0 | 0 |
| Group B Arrests | | | Theft From Building | 0 | 0 | 0 | 0 |
| Offense | Adult | Juvenile | Theft From Coin Machine | 0 | 0 | 0 | 0 |
| Bad Checks | 0 | 0 | Theft From Motor Vehicle | 0 | 0 | 0 | 0 |
| Curfew/Vagrancy | 0 | 0 | Theft of Motor Vehicle Parts | 0 | 0 | 0 | 0 |
| Disorderly Conduct | 0 | 0 | Theft - All Other Larceny | 0 | 0 | 0 | 0 |
| DUI | 0 | 0 | Motor Vehicle Theft | 0 | 0 | 0 | 0 |
| Drunkenness | 0 | 0 | Stolen Property Offenses | 1 | 0 | 0 | 0 |
| Family-Non Violent | 0 | 0 | | | | | |
| Liquor Law Violations | 0 | 0 | | | | | |
| Peeping Tom | 0 | 0 | | | | | |
| Runaway | 0 | 0 | | | | | |
| Trespass | 0 | 0 | | | | | |
| All Other Offenses | 0 | 0 | | | | | |
| Total Group B | 0 | 0 | | | | | |

(*) Offenses are counted using the FBI Units of Count for Crime

(**) The 'Arrests' column shows arrests made for incidents during the selected period, regardless of arrest date. Arrest counts for the same period may change over time.

This report is valid as of May 06, 2019 and is subject to change

5th Judicial Drug Task Force - NIBRS Agency Crime Overview - 2018

| Crimes Against Society | | | | |
|------------------------------------|------------|------------|------------|----------|
| Animal Cruelty | 0 | 0 | 0 | 0 |
| Drug/Narcotic Violations | 399 | 197 | 228 | 3 |
| Drug/Narcotic Equipment Violations | 133 | 97 | 18 | 0 |
| Gambling - Betting/Wagering | 0 | 0 | 0 | 0 |
| Gambling - Operating/Promoting | 0 | 0 | 0 | 0 |
| Gambling - Equipment Violations | 0 | 0 | 0 | 0 |
| Gambling - Sports Tampering | 0 | 0 | 0 | 0 |
| Pornography/Obscene Material | 0 | 0 | 0 | 0 |
| Prostitution | 0 | 0 | 0 | 0 |
| Prostitution Assisting/Promoting | 0 | 0 | 0 | 0 |
| Purchasing Prostitution | 0 | 0 | 0 | 0 |
| Weapon Law Violations | 15 | 14 | 0 | 0 |
| Total Group A Offenses | 600 | 326 | 255 | 3 |

(*) Offenses are counted using the FBI Units of Count for Crime

(**) The 'Arrests' column shows arrests made for incidents during the selected period, regardless of arrest date. Arrest counts for the same period may change over time.

7th Judicial District Crime Task Force - NIBRS Agency Crime Overview - 2018

| 2017 Population Estimate | N/A | Offenses (*) | | Arrests (**) | | | |
|---------------------------------------|-----------------|----------------------------------|-----------------------------------|--------------|----------|---|---|
| | | Reported | Cleared | Adult | Juvenile | | |
| Offense Overview | | Group A Offenses | | | | | |
| | | Crimes Against Persons | | | | | |
| Offense Total | 73 | Murder | 0 | 0 | 0 | 0 | |
| Number Cleared | 41 | Negligent Manslaughter | 0 | 0 | 0 | 0 | |
| Percent Cleared | 56.16 % | Negligent Vehicular Manslaughter | 0 | 0 | 0 | 0 | |
| Group A Crimes per 100,000 population | N/A | Kidnapping/Abduction | 0 | 0 | 0 | 0 | |
| | | Forcible Rape | 0 | 0 | 0 | 0 | |
| | | Forcible Sodomy | 0 | 0 | 0 | 0 | |
| | | Sexual Assault W/Object | 0 | 0 | 0 | 0 | |
| Arrest Overview | | Forcible Fondling | 0 | 0 | 0 | 0 | |
| Total Arrests | 34 | Incest | 0 | 0 | 0 | 0 | |
| Adult Arrests | 33 | Statutory Rape | 0 | 0 | 0 | 0 | |
| Juvenile Arrests | 1 | Aggravated Assault | 0 | 0 | 0 | 0 | |
| Unknown Age | 0 | Simple Assault | 0 | 0 | 0 | 0 | |
| Arrests per 100,000 population | N/A | Intimidation | 0 | 0 | 0 | 0 | |
| | | Stalking | 0 | 0 | 0 | 0 | |
| | | Commercial Sex Acts | 0 | 0 | 0 | 0 | |
| Average number offenses/incident | 1.59 | Involuntary Servitude | 0 | 0 | 0 | 0 | |
| Domestic Violence Victims | | Crimes Against Property | | | | | |
| Offense | Reported | Cleared | | | | | |
| Murder | 0 | 0 | Arson | 0 | 0 | 0 | 0 |
| Aggravated Assault | 0 | 0 | Bribery | 0 | 0 | 0 | 0 |
| Simple Assault | 0 | 0 | Burglary | 0 | 0 | 0 | 0 |
| Intimidation | 0 | 0 | Counterfeiting/Forgery | 0 | 0 | 0 | 0 |
| Stalking | 0 | 0 | Destruction/Damage/Vandalism | 0 | 0 | 0 | 0 |
| Forcible Rape | 0 | 0 | Embezzlement | 0 | 0 | 0 | 0 |
| Forcible Sodomy | 0 | 0 | Extortion/Blackmail | 0 | 0 | 0 | 0 |
| Sexual Assault W/Object | 0 | 0 | Fraud - False Pretenses | 0 | 0 | 0 | 0 |
| Forcible Fondling | 0 | 0 | Fraud - Credit Card/ATM | 0 | 0 | 0 | 0 |
| Incest | 0 | 0 | Fraud - Impersonation | 0 | 0 | 0 | 0 |
| Statutory Rape | 0 | 0 | Fraud - Welfare | 0 | 0 | 0 | 0 |
| Kidnapping/Abduction | 0 | 0 | Fraud - Wire | 0 | 0 | 0 | 0 |
| Commercial Sex Acts | 0 | 0 | Fraud - Identity Theft | 0 | 0 | 0 | 0 |
| Involuntary Servitude | 0 | 0 | Fraud - Computer Hacking/Invasion | 0 | 0 | 0 | 0 |
| Total | 0 | 0 | Robbery | 0 | 0 | 0 | 0 |
| | | | Theft - Pocket-picking | 0 | 0 | 0 | 0 |
| | | | Theft - Purse Snatching | 0 | 0 | 0 | 0 |
| Group B Arrests | | | Theft - Shoplifting | 5 | 5 | 5 | 1 |
| Offense | Adult | Juvenile | Theft From Building | 0 | 0 | 0 | 0 |
| Bad Checks | 0 | 0 | Theft From Coin Machine | 0 | 0 | 0 | 0 |
| Curfew/Vagrancy | 0 | 0 | Theft From Motor Vehicle | 0 | 0 | 0 | 0 |
| Disorderly Conduct | 0 | 0 | Theft of Motor Vehicle Parts | 0 | 0 | 0 | 0 |
| DUI | 0 | 0 | Theft - All Other Larceny | 0 | 0 | 0 | 0 |
| Drunkenness | 0 | 0 | Motor Vehicle Theft | 0 | 0 | 0 | 0 |
| Family-Non Violent | 0 | 0 | Stolen Property Offenses | 0 | 0 | 0 | 0 |
| Liquor Law Violations | 0 | 0 | | | | | |
| Peeping Tom | 0 | 0 | | | | | |
| Runaway | 0 | 0 | | | | | |
| Trespass | 0 | 0 | | | | | |
| All Other Offenses | 0 | 0 | | | | | |
| Total Group B | 0 | 0 | | | | | |

(*) Offenses are counted using the FBI Units of Count for Crime

(**) The 'Arrests' column shows arrests made for incidents during the selected period, regardless of arrest date. Arrest counts for the same period may change over time.

This report is valid as of May 06, 2019 and is subject to change

7th Judicial District Crime Task Force - NIBRS Agency Crime Overview - 2018

| Crimes Against Society | | | | |
|------------------------------------|-----------|-----------|-----------|----------|
| Animal Cruelty | 0 | 0 | 0 | 0 |
| Drug/Narcotic Violations | 35 | 17 | 23 | 0 |
| Drug/Narcotic Equipment Violations | 27 | 16 | 5 | 0 |
| Gambling - Betting/Wagering | 0 | 0 | 0 | 0 |
| Gambling - Operating/Promoting | 0 | 0 | 0 | 0 |
| Gambling - Equipment Violations | 0 | 0 | 0 | 0 |
| Gambling - Sports Tampering | 0 | 0 | 0 | 0 |
| Pornography/Obscene Material | 0 | 0 | 0 | 0 |
| Prostitution | 0 | 0 | 0 | 0 |
| Prostitution Assisting/Promoting | 0 | 0 | 0 | 0 |
| Purchasing Prostitution | 0 | 0 | 0 | 0 |
| Weapon Law Violations | 6 | 3 | 0 | 0 |
| Total Group A Offenses | 73 | 41 | 33 | 1 |

(*) Offenses are counted using the FBI Units of Count for Crime

(**) The 'Arrests' column shows arrests made for incidents during the selected period, regardless of arrest date. Arrest counts for the same period may change over time.

8th Judicial Drug Task Force - NIBRS Agency Crime Overview - 2018

| 2017 Population Estimate | N/A | Offenses (*) | | Arrests (**) | | |
|---------------------------------------|-----------------|----------------------------------|-----------------------------------|--------------|----------|---|
| | | Reported | Cleared | Adult | Juvenile | |
| Offense Overview | | Group A Offenses | | | | |
| | | Crimes Against Persons | | | | |
| Offense Total | 92 | Murder | 0 | 0 | 0 | 0 |
| Number Cleared | 0 | Negligent Manslaughter | 0 | 0 | 0 | 0 |
| Percent Cleared | 0.00 % | Negligent Vehicular Manslaughter | 0 | 0 | 0 | 0 |
| Group A Crimes per 100,000 population | N/A | Kidnapping/Abduction | 0 | 0 | 0 | 0 |
| | | Forcible Rape | 0 | 0 | 0 | 0 |
| | | Forcible Sodomy | 0 | 0 | 0 | 0 |
| | | Sexual Assault W/Object | 0 | 0 | 0 | 0 |
| Arrest Overview | | Forcible Fondling | 0 | 0 | 0 | 0 |
| Total Arrests | 0 | Incest | 0 | 0 | 0 | 0 |
| Adult Arrests | 0 | Statutory Rape | 0 | 0 | 0 | 0 |
| Juvenile Arrests | 0 | Aggravated Assault | 0 | 0 | 0 | 0 |
| Unknown Age | 0 | Simple Assault | 0 | 0 | 0 | 0 |
| Arrests per 100,000 population | N/A | Intimidation | 0 | 0 | 0 | 0 |
| | | Stalking | 0 | 0 | 0 | 0 |
| | | Commercial Sex Acts | 0 | 0 | 0 | 0 |
| Average number offenses/incident | 1.00 | Involuntary Servitude | 0 | 0 | 0 | 0 |
| | | Crimes Against Property | | | | |
| Domestic Violence Victims | | Arson | 0 | 0 | 0 | 0 |
| Offense | Reported | Cleared | | | | |
| Murder | 0 | 0 | Bribery | 0 | 0 | 0 |
| Aggravated Assault | 0 | 0 | Burglary | 0 | 0 | 0 |
| Simple Assault | 0 | 0 | Counterfeiting/Forgery | 0 | 0 | 0 |
| Intimidation | 0 | 0 | Destruction/Damage/Vandalism | 0 | 0 | 0 |
| Stalking | 0 | 0 | Embezzlement | 0 | 0 | 0 |
| Forcible Rape | 0 | 0 | Extortion/Blackmail | 0 | 0 | 0 |
| Forcible Sodomy | 0 | 0 | Fraud - False Pretenses | 0 | 0 | 0 |
| Sexual Assault W/Object | 0 | 0 | Fraud - Credit Card/ATM | 0 | 0 | 0 |
| Forcible Fondling | 0 | 0 | Fraud - Impersonation | 0 | 0 | 0 |
| Incest | 0 | 0 | Fraud - Welfare | 0 | 0 | 0 |
| Statutory Rape | 0 | 0 | Fraud - Wire | 0 | 0 | 0 |
| Kidnapping/Abduction | 0 | 0 | Fraud - Identity Theft | 0 | 0 | 0 |
| Commercial Sex Acts | 0 | 0 | Fraud - Computer Hacking/Invasion | 0 | 0 | 0 |
| Involuntary Servitude | 0 | 0 | Robbery | 0 | 0 | 0 |
| Total | 0 | 0 | Theft - Pocket-picking | 0 | 0 | 0 |
| | | | Theft - Purse Snatching | 0 | 0 | 0 |
| Group B Arrests | | | Theft - Shoplifting | 0 | 0 | 0 |
| Offense | Adult | Juvenile | Theft From Building | 0 | 0 | 0 |
| Bad Checks | 0 | 0 | Theft From Coin Machine | 0 | 0 | 0 |
| Curfew/Vagrancy | 0 | 0 | Theft From Motor Vehicle | 0 | 0 | 0 |
| Disorderly Conduct | 0 | 0 | Theft of Motor Vehicle Parts | 0 | 0 | 0 |
| DUI | 0 | 0 | Theft - All Other Larceny | 0 | 0 | 0 |
| Drunkenness | 0 | 0 | Motor Vehicle Theft | 0 | 0 | 0 |
| Family-Non Violent | 0 | 0 | Stolen Property Offenses | 0 | 0 | 0 |
| Liquor Law Violations | 0 | 0 | | | | |
| Peeping Tom | 0 | 0 | | | | |
| Runaway | 0 | 0 | | | | |
| Trespass | 0 | 0 | | | | |
| All Other Offenses | 0 | 0 | | | | |
| Total Group B | 0 | 0 | | | | |

(*) Offenses are counted using the FBI Units of Count for Crime

(**) The 'Arrests' column shows arrests made for incidents during the selected period, regardless of arrest date. Arrest counts for the same period may change over time.

This report is valid as of May 06, 2019 and is subject to change

8th Judicial Drug Task Force - NIBRS Agency Crime Overview - 2018

| Crimes Against Society | | | | |
|------------------------------------|-----------|----------|----------|----------|
| Animal Cruelty | 0 | 0 | 0 | 0 |
| Drug/Narcotic Violations | 92 | 0 | 0 | 0 |
| Drug/Narcotic Equipment Violations | 0 | 0 | 0 | 0 |
| Gambling - Betting/Wagering | 0 | 0 | 0 | 0 |
| Gambling - Operating/Promoting | 0 | 0 | 0 | 0 |
| Gambling - Equipment Violations | 0 | 0 | 0 | 0 |
| Gambling - Sports Tampering | 0 | 0 | 0 | 0 |
| Pornography/Obscene Material | 0 | 0 | 0 | 0 |
| Prostitution | 0 | 0 | 0 | 0 |
| Prostitution Assisting/Promoting | 0 | 0 | 0 | 0 |
| Purchasing Prostitution | 0 | 0 | 0 | 0 |
| Weapon Law Violations | 0 | 0 | 0 | 0 |
| Total Group A Offenses | 92 | 0 | 0 | 0 |

(*) Offenses are counted using the FBI Units of Count for Crime

(**) The 'Arrests' column shows arrests made for incidents during the selected period, regardless of arrest date. Arrest counts for the same period may change over time.

9th Judicial Drug Task Force - NIBRS Agency Crime Overview - 2018

| 2017 Population Estimate | N/A | Offenses (*) | | Arrests (**) | | |
|---------------------------------------|-----------------|----------------------------------|-----------------------------------|--------------|----------|---|
| | | Reported | Cleared | Adult | Juvenile | |
| Offense Overview | | Group A Offenses | | | | |
| | | Crimes Against Persons | | | | |
| Offense Total | 46 | Murder | 0 | 0 | 0 | 0 |
| Number Cleared | 41 | Negligent Manslaughter | 0 | 0 | 0 | 0 |
| Percent Cleared | 89.13 % | Negligent Vehicular Manslaughter | 0 | 0 | 0 | 0 |
| Group A Crimes per 100,000 population | N/A | Kidnapping/Abduction | 0 | 0 | 0 | 0 |
| | | Forcible Rape | 0 | 0 | 0 | 0 |
| | | Forcible Sodomy | 0 | 0 | 0 | 0 |
| | | Sexual Assault W/Object | 0 | 0 | 0 | 0 |
| Arrest Overview | | Forcible Fondling | 0 | 0 | 0 | 0 |
| Total Arrests | 42 | Incest | 0 | 0 | 0 | 0 |
| Adult Arrests | 42 | Statutory Rape | 0 | 0 | 0 | 0 |
| Juvenile Arrests | 0 | Aggravated Assault | 0 | 0 | 0 | 0 |
| Unknown Age | 0 | Simple Assault | 1 | 1 | 2 | 0 |
| Arrests per 100,000 population | N/A | Intimidation | 0 | 0 | 0 | 0 |
| | | Stalking | 0 | 0 | 0 | 0 |
| | | Commercial Sex Acts | 0 | 0 | 0 | 0 |
| Average number offenses/incident | 1.64 | Involuntary Servitude | 0 | 0 | 0 | 0 |
| | | Crimes Against Property | | | | |
| Domestic Violence Victims | | Arson | 0 | 0 | 0 | 0 |
| Offense | Reported | Cleared | | | | |
| Murder | 0 | 0 | Bribery | 0 | 0 | 0 |
| Aggravated Assault | 0 | 0 | Burglary | 0 | 0 | 0 |
| Simple Assault | 1 | 1 | Counterfeiting/Forgery | 2 | 2 | 2 |
| Intimidation | 0 | 0 | Destruction/Damage/Vandalism | 0 | 0 | 0 |
| Stalking | 0 | 0 | Embezzlement | 0 | 0 | 0 |
| Forcible Rape | 0 | 0 | Extortion/Blackmail | 0 | 0 | 0 |
| Forcible Sodomy | 0 | 0 | Fraud - False Pretenses | 0 | 0 | 0 |
| Sexual Assault W/Object | 0 | 0 | Fraud - Credit Card/ATM | 0 | 0 | 0 |
| Forcible Fondling | 0 | 0 | Fraud - Impersonation | 0 | 0 | 0 |
| Incest | 0 | 0 | Fraud - Welfare | 0 | 0 | 0 |
| Statutory Rape | 0 | 0 | Fraud - Wire | 0 | 0 | 0 |
| Kidnapping/Abduction | 0 | 0 | Fraud - Identity Theft | 0 | 0 | 0 |
| Commercial Sex Acts | 0 | 0 | Fraud - Computer Hacking/Invasion | 0 | 0 | 0 |
| Involuntary Servitude | 0 | 0 | Robbery | 0 | 0 | 0 |
| Total | 1 | 1 | Theft - Pocket-picking | 0 | 0 | 0 |
| | | | Theft - Purse Snatching | 0 | 0 | 0 |
| Group B Arrests | | | Theft - Shoplifting | 5 | 5 | 6 |
| Offense | Adult | Juvenile | Theft From Building | 0 | 0 | 0 |
| Bad Checks | 0 | 0 | Theft From Coin Machine | 0 | 0 | 0 |
| Curfew/Vagrancy | 0 | 0 | Theft From Motor Vehicle | 0 | 0 | 0 |
| Disorderly Conduct | 0 | 0 | Theft of Motor Vehicle Parts | 0 | 0 | 0 |
| DUI | 0 | 0 | Theft - All Other Larceny | 0 | 0 | 0 |
| Drunkenness | 0 | 0 | Motor Vehicle Theft | 0 | 0 | 0 |
| Family-Non Violent | 0 | 0 | Stolen Property Offenses | 0 | 0 | 0 |
| Liquor Law Violations | 0 | 0 | | | | |
| Peeping Tom | 0 | 0 | | | | |
| Runaway | 0 | 0 | | | | |
| Trespass | 0 | 0 | | | | |
| All Other Offenses | 0 | 0 | | | | |
| Total Group B | 0 | 0 | | | | |

(*) Offenses are counted using the FBI Units of Count for Crime

(**) The 'Arrests' column shows arrests made for incidents during the selected period, regardless of arrest date. Arrest counts for the same period may change over time.

This report is valid as of May 06, 2019 and is subject to change

9th Judicial Drug Task Force - NIBRS Agency Crime Overview - 2018

| Crimes Against Society | | | | |
|------------------------------------|-----------|-----------|-----------|----------|
| Animal Cruelty | 0 | 0 | 0 | 0 |
| Drug/Narcotic Violations | 23 | 18 | 29 | 0 |
| Drug/Narcotic Equipment Violations | 11 | 11 | 3 | 0 |
| Gambling - Betting/Wagering | 0 | 0 | 0 | 0 |
| Gambling - Operating/Promoting | 0 | 0 | 0 | 0 |
| Gambling - Equipment Violations | 0 | 0 | 0 | 0 |
| Gambling - Sports Tampering | 0 | 0 | 0 | 0 |
| Pornography/Obscene Material | 0 | 0 | 0 | 0 |
| Prostitution | 0 | 0 | 0 | 0 |
| Prostitution Assisting/Promoting | 0 | 0 | 0 | 0 |
| Purchasing Prostitution | 0 | 0 | 0 | 0 |
| Weapon Law Violations | 4 | 4 | 0 | 0 |
| Total Group A Offenses | 46 | 41 | 42 | 0 |

(*) Offenses are counted using the FBI Units of Count for Crime

(**) The 'Arrests' column shows arrests made for incidents during the selected period, regardless of arrest date. Arrest counts for the same period may change over time.

10th Judicial Drug Task Force - NIBRS Agency Crime Overview - 2018

| 2017 Population Estimate | N/A | Offenses (*) | | Arrests (**) | | |
|---------------------------------------|-----------------|----------------------------------|-----------------------------------|--------------|----------|---|
| | | Reported | Cleared | Adult | Juvenile | |
| Offense Overview | | Group A Offenses | | | | |
| | | Crimes Against Persons | | | | |
| Offense Total | 145 | Murder | 0 | 0 | 0 | 0 |
| Number Cleared | 104 | Negligent Manslaughter | 0 | 0 | 0 | 0 |
| Percent Cleared | 71.72 % | Negligent Vehicular Manslaughter | 0 | 0 | 0 | 0 |
| Group A Crimes per 100,000 population | N/A | Kidnapping/Abduction | 0 | 0 | 0 | 0 |
| | | Forcible Rape | 0 | 0 | 0 | 0 |
| | | Forcible Sodomy | 0 | 0 | 0 | 0 |
| | | Sexual Assault W/Object | 0 | 0 | 0 | 0 |
| Arrest Overview | | Forcible Fondling | 0 | 0 | 0 | 0 |
| Total Arrests | 71 | Incest | 0 | 0 | 0 | 0 |
| Adult Arrests | 71 | Statutory Rape | 0 | 0 | 0 | 0 |
| Juvenile Arrests | 0 | Aggravated Assault | 0 | 0 | 0 | 0 |
| Unknown Age | 0 | Simple Assault | 0 | 0 | 0 | 0 |
| Arrests per 100,000 population | N/A | Intimidation | 0 | 0 | 0 | 0 |
| | | Stalking | 0 | 0 | 0 | 0 |
| | | Commercial Sex Acts | 0 | 0 | 0 | 0 |
| Average number offenses/incident | 1.65 | Involuntary Servitude | 0 | 0 | 0 | 0 |
| Domestic Violence Victims | | Crimes Against Property | | | | |
| Offense | Reported | Cleared | | | | |
| Murder | 0 | 0 | Arson | 0 | 0 | 0 |
| Aggravated Assault | 0 | 0 | Bribery | 0 | 0 | 0 |
| Simple Assault | 0 | 0 | Burglary | 0 | 0 | 0 |
| Intimidation | 0 | 0 | Counterfeiting/Forgery | 0 | 0 | 0 |
| Stalking | 0 | 0 | Destruction/Damage/Vandalism | 0 | 0 | 0 |
| Forcible Rape | 0 | 0 | Embezzlement | 0 | 0 | 0 |
| Forcible Sodomy | 0 | 0 | Extortion/Blackmail | 0 | 0 | 0 |
| Sexual Assault W/Object | 0 | 0 | Fraud - False Pretenses | 0 | 0 | 0 |
| Forcible Fondling | 0 | 0 | Fraud - Credit Card/ATM | 0 | 0 | 0 |
| Incest | 0 | 0 | Fraud - Impersonation | 0 | 0 | 0 |
| Statutory Rape | 0 | 0 | Fraud - Welfare | 0 | 0 | 0 |
| Kidnapping/Abduction | 0 | 0 | Fraud - Wire | 0 | 0 | 0 |
| Commercial Sex Acts | 0 | 0 | Fraud - Identity Theft | 0 | 0 | 0 |
| Involuntary Servitude | 0 | 0 | Fraud - Computer Hacking/Invasion | 0 | 0 | 0 |
| Total | 0 | 0 | Robbery | 0 | 0 | 0 |
| | | | Theft - Pocket-picking | 0 | 0 | 0 |
| | | | Theft - Purse Snatching | 0 | 0 | 0 |
| Group B Arrests | | | Theft - Shoplifting | 0 | 0 | 0 |
| Offense | Adult | Juvenile | Theft From Building | 0 | 0 | 0 |
| Bad Checks | 0 | 0 | Theft From Coin Machine | 0 | 0 | 0 |
| Curfew/Vagrancy | 0 | 0 | Theft From Motor Vehicle | 0 | 0 | 0 |
| Disorderly Conduct | 0 | 0 | Theft of Motor Vehicle Parts | 0 | 0 | 0 |
| DUI | 0 | 0 | Theft - All Other Larceny | 0 | 0 | 0 |
| Drunkenness | 0 | 0 | Motor Vehicle Theft | 0 | 0 | 0 |
| Family-Non Violent | 0 | 0 | Stolen Property Offenses | 0 | 0 | 0 |
| Liquor Law Violations | 0 | 0 | | | | |
| Peeping Tom | 0 | 0 | | | | |
| Runaway | 0 | 0 | | | | |
| Trespass | 0 | 0 | | | | |
| All Other Offenses | 0 | 0 | | | | |
| Total Group B | 0 | 0 | | | | |

(*) Offenses are counted using the FBI Units of Count for Crime

(**) The 'Arrests' column shows arrests made for incidents during the selected period, regardless of arrest date. Arrest counts for the same period may change over time.

This report is valid as of May 06, 2019 and is subject to change

10th Judicial Drug Task Force - NIBRS Agency Crime Overview - 2018

| Crimes Against Society | | | | |
|------------------------------------|------------|------------|-----------|----------|
| Animal Cruelty | 0 | 0 | 0 | 0 |
| Drug/Narcotic Violations | 78 | 53 | 54 | 0 |
| Drug/Narcotic Equipment Violations | 64 | 48 | 17 | 0 |
| Gambling - Betting/Wagering | 0 | 0 | 0 | 0 |
| Gambling - Operating/Promoting | 0 | 0 | 0 | 0 |
| Gambling - Equipment Violations | 0 | 0 | 0 | 0 |
| Gambling - Sports Tampering | 0 | 0 | 0 | 0 |
| Pornography/Obscene Material | 0 | 0 | 0 | 0 |
| Prostitution | 0 | 0 | 0 | 0 |
| Prostitution Assisting/Promoting | 0 | 0 | 0 | 0 |
| Purchasing Prostitution | 0 | 0 | 0 | 0 |
| Weapon Law Violations | 3 | 3 | 0 | 0 |
| Total Group A Offenses | 145 | 104 | 71 | 0 |

(*) Offenses are counted using the FBI Units of Count for Crime

(**) The 'Arrests' column shows arrests made for incidents during the selected period, regardless of arrest date. Arrest counts for the same period may change over time.

12th Judicial Drug Task Force - NIBRS Agency Crime Overview - 2018

| 2017 Population Estimate | N/A | Offenses (*) | | Arrests (**) | |
|---------------------------------------|-----------------|--------------------------------|---------|--------------|----------|
| | | Reported | Cleared | Adult | Juvenile |
| Offense Overview | | Group A Offenses | | | |
| | | Crimes Against Persons | | | |
| Offense Total | 106 | 0 | 0 | 0 | 0 |
| Number Cleared | 102 | 0 | 0 | 0 | 0 |
| Percent Cleared | 96.23 % | 0 | 0 | 0 | 0 |
| Group A Crimes per 100,000 population | N/A | 0 | 0 | 0 | 0 |
| | | Crimes Against Property | | | |
| Arrest Overview | | | | | |
| Total Arrests | 108 | 0 | 0 | 0 | 0 |
| Adult Arrests | 108 | 0 | 0 | 0 | 0 |
| Juvenile Arrests | 0 | 0 | 0 | 0 | 0 |
| Unknown Age | 0 | 0 | 0 | 0 | 0 |
| Arrests per 100,000 population | N/A | 0 | 0 | 0 | 0 |
| Average number offenses/incident | 1.07 | 0 | 0 | 0 | 0 |
| Domestic Violence Victims | | | | | |
| Offense | Reported | Cleared | | | |
| Murder | 0 | 0 | 0 | 0 | 0 |
| Aggravated Assault | 0 | 0 | 0 | 0 | 0 |
| Simple Assault | 0 | 0 | 0 | 0 | 0 |
| Intimidation | 0 | 0 | 0 | 0 | 0 |
| Stalking | 0 | 0 | 0 | 0 | 0 |
| Forcible Rape | 0 | 0 | 0 | 0 | 0 |
| Forcible Sodomy | 0 | 0 | 0 | 0 | 0 |
| Sexual Assault W/Object | 0 | 0 | 0 | 0 | 0 |
| Forcible Fondling | 0 | 0 | 0 | 0 | 0 |
| Incest | 0 | 0 | 0 | 0 | 0 |
| Statutory Rape | 0 | 0 | 0 | 0 | 0 |
| Kidnapping/Abduction | 0 | 0 | 0 | 0 | 0 |
| Commercial Sex Acts | 0 | 0 | 0 | 0 | 0 |
| Involuntary Servitude | 0 | 0 | 0 | 0 | 0 |
| Total | 0 | 0 | 0 | 0 | 0 |
| Group B Arrests | | | | | |
| Offense | Adult | Juvenile | | | |
| Bad Checks | 0 | 0 | 0 | 0 | 0 |
| Curfew/Vagrancy | 0 | 0 | 0 | 0 | 0 |
| Disorderly Conduct | 0 | 0 | 0 | 0 | 0 |
| DUI | 0 | 0 | 0 | 0 | 0 |
| Drunkenness | 0 | 0 | 0 | 0 | 0 |
| Family-Non Violent | 0 | 0 | 0 | 0 | 0 |
| Liquor Law Violations | 0 | 0 | 0 | 0 | 0 |
| Peeping Tom | 0 | 0 | 0 | 0 | 0 |
| Runaway | 0 | 0 | 0 | 0 | 0 |
| Trespass | 0 | 0 | 0 | 0 | 0 |
| All Other Offenses | 0 | 0 | 0 | 0 | 0 |
| Total Group B | 0 | 0 | 0 | 0 | 0 |

(*) Offenses are counted using the FBI Units of Count for Crime

(**) The 'Arrests' column shows arrests made for incidents during the selected period, regardless of arrest date. Arrest counts for the same period may change over time.

12th Judicial Drug Task Force - NIBRS Agency Crime Overview - 2018

| Crimes Against Society | | | | |
|------------------------------------|------------|------------|------------|----------|
| Animal Cruelty | 0 | 0 | 0 | 0 |
| Drug/Narcotic Violations | 91 | 88 | 97 | 0 |
| Drug/Narcotic Equipment Violations | 14 | 13 | 11 | 0 |
| Gambling - Betting/Wagering | 0 | 0 | 0 | 0 |
| Gambling - Operating/Promoting | 0 | 0 | 0 | 0 |
| Gambling - Equipment Violations | 0 | 0 | 0 | 0 |
| Gambling - Sports Tampering | 0 | 0 | 0 | 0 |
| Pornography/Obscene Material | 0 | 0 | 0 | 0 |
| Prostitution | 0 | 0 | 0 | 0 |
| Prostitution Assisting/Promoting | 0 | 0 | 0 | 0 |
| Purchasing Prostitution | 0 | 0 | 0 | 0 |
| Weapon Law Violations | 1 | 1 | 0 | 0 |
| Total Group A Offenses | 106 | 102 | 108 | 0 |

(*) Offenses are counted using the FBI Units of Count for Crime

(**) The 'Arrests' column shows arrests made for incidents during the selected period, regardless of arrest date. Arrest counts for the same period may change over time.

14th Judicial Drug Task Force - NIBRS Agency Crime Overview - 2018

| 2017 Population Estimate | N/A | Offenses (*) | | Arrests (**) | |
|---------------------------------------|-----------------|--------------------------------|----------|--------------|----------|
| | | Reported | Cleared | Adult | Juvenile |
| Offense Overview | | Group A Offenses | | | |
| | | Crimes Against Persons | | | |
| Offense Total | 0 | 0 | 0 | 0 | 0 |
| Number Cleared | 0 | 0 | 0 | 0 | 0 |
| Percent Cleared | 0.00 % | 0 | 0 | 0 | 0 |
| Group A Crimes per 100,000 population | N/A | 0 | 0 | 0 | 0 |
| | | Crimes Against Property | | | |
| Arrest Overview | | | | | |
| Total Arrests | 0 | 0 | 0 | 0 | 0 |
| Adult Arrests | 0 | 0 | 0 | 0 | 0 |
| Juvenile Arrests | 0 | 0 | 0 | 0 | 0 |
| Unknown Age | 0 | 0 | 0 | 0 | 0 |
| Arrests per 100,000 population | N/A | 0 | 0 | 0 | 0 |
| Average number offenses/incident | 0.00 | 0 | 0 | 0 | 0 |
| Domestic Violence Victims | | | | | |
| Offense | Reported | Cleared | | | |
| Murder | 0 | 0 | 0 | 0 | 0 |
| Aggravated Assault | 0 | 0 | 0 | 0 | 0 |
| Simple Assault | 0 | 0 | 0 | 0 | 0 |
| Intimidation | 0 | 0 | 0 | 0 | 0 |
| Stalking | 0 | 0 | 0 | 0 | 0 |
| Forcible Rape | 0 | 0 | 0 | 0 | 0 |
| Forcible Sodomy | 0 | 0 | 0 | 0 | 0 |
| Sexual Assault W/Object | 0 | 0 | 0 | 0 | 0 |
| Forcible Fondling | 0 | 0 | 0 | 0 | 0 |
| Incest | 0 | 0 | 0 | 0 | 0 |
| Statutory Rape | 0 | 0 | 0 | 0 | 0 |
| Kidnapping/Abduction | 0 | 0 | 0 | 0 | 0 |
| Commercial Sex Acts | 0 | 0 | 0 | 0 | 0 |
| Involuntary Servitude | 0 | 0 | 0 | 0 | 0 |
| Total | 0 | 0 | 0 | 0 | 0 |
| Group B Arrests | | | | | |
| Offense | Adult | Juvenile | | | |
| Bad Checks | 0 | 0 | 0 | 0 | 0 |
| Curfew/Vagrancy | 0 | 0 | 0 | 0 | 0 |
| Disorderly Conduct | 0 | 0 | 0 | 0 | 0 |
| DUI | 0 | 0 | 0 | 0 | 0 |
| Drunkenness | 0 | 0 | 0 | 0 | 0 |
| Family-Non Violent | 0 | 0 | 0 | 0 | 0 |
| Liquor Law Violations | 0 | 0 | 0 | 0 | 0 |
| Peeping Tom | 0 | 0 | 0 | 0 | 0 |
| Runaway | 0 | 0 | 0 | 0 | 0 |
| Trespass | 0 | 0 | 0 | 0 | 0 |
| All Other Offenses | 0 | 0 | 0 | 0 | 0 |
| Total Group B | 0 | 0 | 0 | 0 | 0 |

(*) Offenses are counted using the FBI Units of Count for Crime

(**) The 'Arrests' column shows arrests made for incidents during the selected period, regardless of arrest date. Arrest counts for the same period may change over time.

14th Judicial Drug Task Force - NIBRS Agency Crime Overview - 2018

| Crimes Against Society | | | | |
|------------------------------------|----------|----------|----------|----------|
| Animal Cruelty | 0 | 0 | 0 | 0 |
| Drug/Narcotic Violations | 0 | 0 | 0 | 0 |
| Drug/Narcotic Equipment Violations | 0 | 0 | 0 | 0 |
| Gambling - Betting/Wagering | 0 | 0 | 0 | 0 |
| Gambling - Operating/Promoting | 0 | 0 | 0 | 0 |
| Gambling - Equipment Violations | 0 | 0 | 0 | 0 |
| Gambling - Sports Tampering | 0 | 0 | 0 | 0 |
| Pornography/Obscene Material | 0 | 0 | 0 | 0 |
| Prostitution | 0 | 0 | 0 | 0 |
| Prostitution Assisting/Promoting | 0 | 0 | 0 | 0 |
| Purchasing Prostitution | 0 | 0 | 0 | 0 |
| Weapon Law Violations | 0 | 0 | 0 | 0 |
| Total Group A Offenses | 0 | 0 | 0 | 0 |

(*) Offenses are counted using the FBI Units of Count for Crime

(**) The 'Arrests' column shows arrests made for incidents during the selected period, regardless of arrest date. Arrest counts for the same period may change over time.

15th Judicial Drug Task Force - NIBRS Agency Crime Overview - 2018

| 2017 Population Estimate | N/A | Offenses (*) | | Arrests (**) | |
|---------------------------------------|-----------------|--------------------------------|---------|--------------|----------|
| | | Reported | Cleared | Adult | Juvenile |
| Offense Overview | | Group A Offenses | | | |
| Crimes Against Persons | | | | | |
| Offense Total | 81 | 0 | 0 | 0 | 0 |
| Number Cleared | 36 | 0 | 0 | 0 | 0 |
| Percent Cleared | 44.44 % | 0 | 0 | 0 | 0 |
| Group A Crimes per 100,000 population | N/A | 0 | 0 | 0 | 0 |
| Arrest Overview | | Crimes Against Property | | | |
| Total Arrests | 20 | 0 | 0 | 0 | 0 |
| Adult Arrests | 20 | 0 | 0 | 0 | 0 |
| Juvenile Arrests | 0 | 2 | 2 | 4 | 0 |
| Unknown Age | 0 | 0 | 0 | 0 | 0 |
| Arrests per 100,000 population | N/A | 0 | 0 | 0 | 0 |
| Average number offenses/incident | 1.47 | 0 | 0 | 0 | 0 |
| Domestic Violence Victims | | | | | |
| Offense | Reported | Cleared | | | |
| Murder | 0 | 0 | 0 | 0 | 0 |
| Aggravated Assault | 0 | 0 | 0 | 0 | 0 |
| Simple Assault | 0 | 0 | 0 | 0 | 0 |
| Intimidation | 0 | 0 | 0 | 0 | 0 |
| Stalking | 0 | 0 | 0 | 0 | 0 |
| Forcible Rape | 0 | 0 | 0 | 0 | 0 |
| Forcible Sodomy | 0 | 0 | 0 | 0 | 0 |
| Sexual Assault W/Object | 0 | 0 | 0 | 0 | 0 |
| Forcible Fondling | 0 | 0 | 0 | 0 | 0 |
| Incest | 0 | 0 | 0 | 0 | 0 |
| Statutory Rape | 0 | 0 | 0 | 0 | 0 |
| Kidnapping/Abduction | 0 | 0 | 0 | 0 | 0 |
| Commercial Sex Acts | 0 | 0 | 0 | 0 | 0 |
| Involuntary Servitude | 0 | 0 | 0 | 0 | 0 |
| Total | 0 | 0 | 0 | 0 | 0 |
| Group B Arrests | | | | | |
| Offense | Adult | Juvenile | | | |
| Bad Checks | 0 | 0 | 0 | 0 | 0 |
| Curfew/Vagrancy | 0 | 0 | 0 | 0 | 0 |
| Disorderly Conduct | 0 | 0 | 0 | 0 | 0 |
| DUI | 0 | 0 | 0 | 0 | 0 |
| Drunkenness | 0 | 0 | 0 | 0 | 0 |
| Family-Non Violent | 0 | 0 | 0 | 0 | 0 |
| Liquor Law Violations | 0 | 0 | 0 | 0 | 0 |
| Peeping Tom | 0 | 0 | 0 | 0 | 0 |
| Runaway | 0 | 0 | 0 | 0 | 0 |
| Trespass | 0 | 0 | 0 | 0 | 0 |
| All Other Offenses | 0 | 0 | 0 | 0 | 0 |
| Total Group B | 0 | 0 | 0 | 0 | 0 |

(*) Offenses are counted using the FBI Units of Count for Crime

(**) The 'Arrests' column shows arrests made for incidents during the selected period, regardless of arrest date. Arrest counts for the same period may change over time.

15th Judicial Drug Task Force - NIBRS Agency Crime Overview - 2018

| Crimes Against Society | | | | |
|------------------------------------|-----------|-----------|-----------|----------|
| Animal Cruelty | 0 | 0 | 0 | 0 |
| Drug/Narcotic Violations | 50 | 22 | 16 | 0 |
| Drug/Narcotic Equipment Violations | 21 | 9 | 0 | 0 |
| Gambling - Betting/Wagering | 0 | 0 | 0 | 0 |
| Gambling - Operating/Promoting | 0 | 0 | 0 | 0 |
| Gambling - Equipment Violations | 0 | 0 | 0 | 0 |
| Gambling - Sports Tampering | 0 | 0 | 0 | 0 |
| Pornography/Obscene Material | 0 | 0 | 0 | 0 |
| Prostitution | 0 | 0 | 0 | 0 |
| Prostitution Assisting/Promoting | 0 | 0 | 0 | 0 |
| Purchasing Prostitution | 0 | 0 | 0 | 0 |
| Weapon Law Violations | 7 | 3 | 0 | 0 |
| Total Group A Offenses | 81 | 36 | 20 | 0 |

(*) Offenses are counted using the FBI Units of Count for Crime

(**) The 'Arrests' column shows arrests made for incidents during the selected period, regardless of arrest date. Arrest counts for the same period may change over time.

17th Judicial Drug Task Force - NIBRS Agency Crime Overview - 2018

| 2017 Population Estimate | N/A | Offenses (*) | | Arrests (**) | | | |
|---------------------------------------|-----------------|----------------------------------|-----------------------------------|--------------|----------|---|---|
| | | Reported | Cleared | Adult | Juvenile | | |
| Offense Overview | | Group A Offenses | | | | | |
| | | Crimes Against Persons | | | | | |
| Offense Total | 112 | Murder | 0 | 0 | 0 | 0 | |
| Number Cleared | 15 | Negligent Manslaughter | 0 | 0 | 0 | 0 | |
| Percent Cleared | 13.39 % | Negligent Vehicular Manslaughter | 0 | 0 | 0 | 0 | |
| Group A Crimes per 100,000 population | N/A | Kidnapping/Abduction | 0 | 0 | 0 | 0 | |
| | | Forcible Rape | 0 | 0 | 0 | 0 | |
| | | Forcible Sodomy | 0 | 0 | 0 | 0 | |
| | | Sexual Assault W/Object | 0 | 0 | 0 | 0 | |
| Arrest Overview | | Forcible Fondling | 0 | 0 | 0 | 0 | |
| Total Arrests | 11 | Incest | 0 | 0 | 0 | 0 | |
| Adult Arrests | 11 | Statutory Rape | 0 | 0 | 0 | 0 | |
| Juvenile Arrests | 0 | Aggravated Assault | 0 | 0 | 0 | 0 | |
| Unknown Age | 0 | Simple Assault | 0 | 0 | 0 | 0 | |
| Arrests per 100,000 population | N/A | Intimidation | 0 | 0 | 0 | 0 | |
| | | Stalking | 0 | 0 | 0 | 0 | |
| | | Commercial Sex Acts | 0 | 0 | 0 | 0 | |
| Average number offenses/incident | 1.22 | Involuntary Servitude | 0 | 0 | 0 | 0 | |
| Domestic Violence Victims | | Crimes Against Property | | | | | |
| Offense | Reported | Cleared | | | | | |
| Murder | 0 | 0 | Arson | 0 | 0 | 0 | 0 |
| Aggravated Assault | 0 | 0 | Bribery | 0 | 0 | 0 | 0 |
| Simple Assault | 0 | 0 | Burglary | 0 | 0 | 0 | 0 |
| Intimidation | 0 | 0 | Counterfeiting/Forgery | 0 | 0 | 0 | 0 |
| Stalking | 0 | 0 | Destruction/Damage/Vandalism | 0 | 0 | 0 | 0 |
| Forcible Rape | 0 | 0 | Embezzlement | 0 | 0 | 0 | 0 |
| Forcible Sodomy | 0 | 0 | Extortion/Blackmail | 0 | 0 | 0 | 0 |
| Sexual Assault W/Object | 0 | 0 | Fraud - False Pretenses | 0 | 0 | 0 | 0 |
| Forcible Fondling | 0 | 0 | Fraud - Credit Card/ATM | 0 | 0 | 0 | 0 |
| Incest | 0 | 0 | Fraud - Impersonation | 0 | 0 | 0 | 0 |
| Statutory Rape | 0 | 0 | Fraud - Welfare | 0 | 0 | 0 | 0 |
| Kidnapping/Abduction | 0 | 0 | Fraud - Wire | 0 | 0 | 0 | 0 |
| Commercial Sex Acts | 0 | 0 | Fraud - Identity Theft | 0 | 0 | 0 | 0 |
| Involuntary Servitude | 0 | 0 | Fraud - Computer Hacking/Invasion | 0 | 0 | 0 | 0 |
| Total | 0 | 0 | Robbery | 0 | 0 | 0 | 0 |
| | | | Theft - Pocket-picking | 0 | 0 | 0 | 0 |
| Group B Arrests | | | Theft - Purse Snatching | 0 | 0 | 0 | 0 |
| Offense | Adult | Juvenile | Theft - Shoplifting | 0 | 0 | 0 | 0 |
| Bad Checks | 0 | 0 | Theft From Building | 0 | 0 | 0 | 0 |
| Curfew/Vagrancy | 0 | 0 | Theft From Coin Machine | 0 | 0 | 0 | 0 |
| Disorderly Conduct | 0 | 0 | Theft From Motor Vehicle | 0 | 0 | 0 | 0 |
| DUI | 0 | 0 | Theft of Motor Vehicle Parts | 0 | 0 | 0 | 0 |
| Drunkenness | 0 | 0 | Theft - All Other Larceny | 0 | 0 | 0 | 0 |
| Family-Non Violent | 0 | 0 | Motor Vehicle Theft | 0 | 0 | 0 | 0 |
| Liquor Law Violations | 0 | 0 | Stolen Property Offenses | 0 | 0 | 0 | 0 |
| Peeping Tom | 0 | 0 | | | | | |
| Runaway | 0 | 0 | | | | | |
| Trespass | 0 | 0 | | | | | |
| All Other Offenses | 0 | 0 | | | | | |
| Total Group B | 0 | 0 | | | | | |

(*) Offenses are counted using the FBI Units of Count for Crime

(**) The 'Arrests' column shows arrests made for incidents during the selected period, regardless of arrest date. Arrest counts for the same period may change over time.

17th Judicial Drug Task Force - NIBRS Agency Crime Overview - 2018

| Crimes Against Society | | | | |
|------------------------------------|------------|-----------|-----------|----------|
| Animal Cruelty | 0 | 0 | 0 | 0 |
| Drug/Narcotic Violations | 86 | 9 | 11 | 0 |
| Drug/Narcotic Equipment Violations | 25 | 6 | 0 | 0 |
| Gambling - Betting/Wagering | 0 | 0 | 0 | 0 |
| Gambling - Operating/Promoting | 0 | 0 | 0 | 0 |
| Gambling - Equipment Violations | 0 | 0 | 0 | 0 |
| Gambling - Sports Tampering | 0 | 0 | 0 | 0 |
| Pornography/Obscene Material | 0 | 0 | 0 | 0 |
| Prostitution | 0 | 0 | 0 | 0 |
| Prostitution Assisting/Promoting | 0 | 0 | 0 | 0 |
| Purchasing Prostitution | 0 | 0 | 0 | 0 |
| Weapon Law Violations | 1 | 0 | 0 | 0 |
| Total Group A Offenses | 112 | 15 | 11 | 0 |

(*) Offenses are counted using the FBI Units of Count for Crime

(**) The 'Arrests' column shows arrests made for incidents during the selected period, regardless of arrest date. Arrest counts for the same period may change over time.

18th Judicial Drug Task Force - NIBRS Agency Crime Overview - 2018

| 2017 Population Estimate | N/A | Offenses (*) | | Arrests (**) | | |
|---------------------------------------|-----------------|----------------------------------|-----------------------------------|--------------|----------|---|
| | | Reported | Cleared | Adult | Juvenile | |
| Offense Overview | | Group A Offenses | | | | |
| | | Crimes Against Persons | | | | |
| Offense Total | 87 | Murder | 0 | 0 | 0 | 0 |
| Number Cleared | 87 | Negligent Manslaughter | 0 | 0 | 0 | 0 |
| Percent Cleared | 100.00 % | Negligent Vehicular Manslaughter | 0 | 0 | 0 | 0 |
| Group A Crimes per 100,000 population | N/A | Kidnapping/Abduction | 0 | 0 | 0 | 0 |
| | | Forcible Rape | 0 | 0 | 0 | 0 |
| | | Forcible Sodomy | 0 | 0 | 0 | 0 |
| | | Sexual Assault W/Object | 0 | 0 | 0 | 0 |
| Arrest Overview | | Forcible Fondling | 0 | 0 | 0 | 0 |
| Total Arrests | 68 | Incest | 0 | 0 | 0 | 0 |
| Adult Arrests | 68 | Statutory Rape | 0 | 0 | 0 | 0 |
| Juvenile Arrests | 0 | Aggravated Assault | 0 | 0 | 0 | 0 |
| Unknown Age | 0 | Simple Assault | 0 | 0 | 0 | 0 |
| Arrests per 100,000 population | N/A | Intimidation | 0 | 0 | 0 | 0 |
| | | Stalking | 0 | 0 | 0 | 0 |
| | | Commercial Sex Acts | 0 | 0 | 0 | 0 |
| Average number offenses/incident | 1.71 | Involuntary Servitude | 0 | 0 | 0 | 0 |
| | | Crimes Against Property | | | | |
| Domestic Violence Victims | | Arson | 0 | 0 | 0 | 0 |
| Offense | Reported | Cleared | | | | |
| Murder | 0 | 0 | Bribery | 0 | 0 | 0 |
| Aggravated Assault | 0 | 0 | Burglary | 0 | 0 | 0 |
| Simple Assault | 0 | 0 | Counterfeiting/Forgery | 1 | 1 | 0 |
| Intimidation | 0 | 0 | Destruction/Damage/Vandalism | 0 | 0 | 0 |
| Stalking | 0 | 0 | Embezzlement | 0 | 0 | 0 |
| Forcible Rape | 0 | 0 | Extortion/Blackmail | 0 | 0 | 0 |
| Forcible Sodomy | 0 | 0 | Fraud - False Pretenses | 3 | 3 | 1 |
| Sexual Assault W/Object | 0 | 0 | Fraud - Credit Card/ATM | 2 | 2 | 4 |
| Forcible Fondling | 0 | 0 | Fraud - Impersonation | 0 | 0 | 0 |
| Incest | 0 | 0 | Fraud - Welfare | 0 | 0 | 0 |
| Statutory Rape | 0 | 0 | Fraud - Wire | 0 | 0 | 0 |
| Kidnapping/Abduction | 0 | 0 | Fraud - Identity Theft | 2 | 2 | 3 |
| Commercial Sex Acts | 0 | 0 | Fraud - Computer Hacking/Invasion | 0 | 0 | 0 |
| Involuntary Servitude | 0 | 0 | Robbery | 0 | 0 | 0 |
| Total | 0 | 0 | Theft - Pocket-picking | 0 | 0 | 0 |
| | | | Theft - Purse Snatching | 0 | 0 | 0 |
| Group B Arrests | | | Theft - Shoplifting | 0 | 0 | 0 |
| Offense | Adult | Juvenile | Theft From Building | 0 | 0 | 0 |
| Bad Checks | 0 | 0 | Theft From Coin Machine | 0 | 0 | 0 |
| Curfew/Vagrancy | 0 | 0 | Theft From Motor Vehicle | 0 | 0 | 0 |
| Disorderly Conduct | 0 | 0 | Theft of Motor Vehicle Parts | 0 | 0 | 0 |
| DUI | 0 | 0 | Theft - All Other Larceny | 0 | 0 | 0 |
| Drunkenness | 0 | 0 | Motor Vehicle Theft | 0 | 0 | 0 |
| Family-Non Violent | 0 | 0 | Stolen Property Offenses | 2 | 2 | 0 |
| Liquor Law Violations | 0 | 0 | | | | |
| Peeping Tom | 0 | 0 | | | | |
| Runaway | 0 | 0 | | | | |
| Trespass | 0 | 0 | | | | |
| All Other Offenses | 1 | 0 | | | | |
| Total Group B | 1 | 0 | | | | |

(*) Offenses are counted using the FBI Units of Count for Crime

(**) The 'Arrests' column shows arrests made for incidents during the selected period, regardless of arrest date. Arrest counts for the same period may change over time.

18th Judicial Drug Task Force - NIBRS Agency Crime Overview - 2018

| Crimes Against Society | | | | |
|------------------------------------|-----------|-----------|-----------|----------|
| Animal Cruelty | 0 | 0 | 0 | 0 |
| Drug/Narcotic Violations | 45 | 45 | 48 | 0 |
| Drug/Narcotic Equipment Violations | 26 | 26 | 4 | 0 |
| Gambling - Betting/Wagering | 0 | 0 | 0 | 0 |
| Gambling - Operating/Promoting | 0 | 0 | 0 | 0 |
| Gambling - Equipment Violations | 0 | 0 | 0 | 0 |
| Gambling - Sports Tampering | 0 | 0 | 0 | 0 |
| Pornography/Obscene Material | 0 | 0 | 0 | 0 |
| Prostitution | 0 | 0 | 0 | 0 |
| Prostitution Assisting/Promoting | 0 | 0 | 0 | 0 |
| Purchasing Prostitution | 0 | 0 | 0 | 0 |
| Weapon Law Violations | 6 | 6 | 7 | 0 |
| Total Group A Offenses | 87 | 87 | 67 | 0 |

(*) Offenses are counted using the FBI Units of Count for Crime

(**) The 'Arrests' column shows arrests made for incidents during the selected period, regardless of arrest date. Arrest counts for the same period may change over time.

19th Judicial Drug Task Force - NIBRS Agency Crime Overview - 2018

| 2017 Population Estimate | N/A | Offenses (*) | | Arrests (**) | | | |
|---------------------------------------|-----------------|----------------------------------|-----------------------------------|--------------|----------|---|---|
| | | Reported | Cleared | Adult | Juvenile | | |
| Offense Overview | | Group A Offenses | | | | | |
| Crimes Against Persons | | | | | | | |
| Offense Total | 103 | Murder | 0 | 0 | 0 | 0 | |
| Number Cleared | 27 | Negligent Manslaughter | 0 | 0 | 0 | 0 | |
| Percent Cleared | 26.21 % | Negligent Vehicular Manslaughter | 0 | 0 | 0 | 0 | |
| Group A Crimes per 100,000 population | N/A | Kidnapping/Abduction | 0 | 0 | 0 | 0 | |
| | | Forcible Rape | 0 | 0 | 0 | 0 | |
| | | Forcible Sodomy | 0 | 0 | 0 | 0 | |
| | | Sexual Assault W/Object | 0 | 0 | 0 | 0 | |
| | | Forcible Fondling | 0 | 0 | 0 | 0 | |
| Arrest Overview | | Incest | 0 | 0 | 0 | 0 | |
| Total Arrests | 24 | Statutory Rape | 0 | 0 | 0 | 0 | |
| Adult Arrests | 24 | Aggravated Assault | 0 | 0 | 0 | 0 | |
| Juvenile Arrests | 0 | Simple Assault | 0 | 0 | 0 | 0 | |
| Unknown Age | 0 | Intimidation | 0 | 0 | 0 | 0 | |
| Arrests per 100,000 population | N/A | Stalking | 0 | 0 | 0 | 0 | |
| | | Commercial Sex Acts | 0 | 0 | 0 | 0 | |
| Average number offenses/incident | 1.56 | Involuntary Servitude | 0 | 0 | 0 | 0 | |
| Domestic Violence Victims | | Crimes Against Property | | | | | |
| Offense | Reported | Cleared | | | | | |
| Murder | 0 | 0 | Arson | 0 | 0 | 0 | 0 |
| Aggravated Assault | 0 | 0 | Bribery | 0 | 0 | 0 | 0 |
| Simple Assault | 0 | 0 | Burglary | 0 | 0 | 0 | 0 |
| Intimidation | 0 | 0 | Counterfeiting/Forgery | 0 | 0 | 0 | 0 |
| Stalking | 0 | 0 | Destruction/Damage/Vandalism | 0 | 0 | 0 | 0 |
| Forcible Rape | 0 | 0 | Embezzlement | 0 | 0 | 0 | 0 |
| Forcible Sodomy | 0 | 0 | Extortion/Blackmail | 0 | 0 | 0 | 0 |
| Sexual Assault W/Object | 0 | 0 | Fraud - False Pretenses | 0 | 0 | 0 | 0 |
| Forcible Fondling | 0 | 0 | Fraud - Credit Card/ATM | 0 | 0 | 0 | 0 |
| Incest | 0 | 0 | Fraud - Impersonation | 0 | 0 | 0 | 0 |
| Statutory Rape | 0 | 0 | Fraud - Welfare | 0 | 0 | 0 | 0 |
| Kidnapping/Abduction | 0 | 0 | Fraud - Wire | 0 | 0 | 0 | 0 |
| Commercial Sex Acts | 0 | 0 | Fraud - Identity Theft | 0 | 0 | 0 | 0 |
| Involuntary Servitude | 0 | 0 | Fraud - Computer Hacking/Invasion | 0 | 0 | 0 | 0 |
| Total | 0 | 0 | Robbery | 0 | 0 | 0 | 0 |
| | | | Theft - Pocket-picking | 0 | 0 | 0 | 0 |
| | | | Theft - Purse Snatching | 0 | 0 | 0 | 0 |
| | | | Theft - Shoplifting | 0 | 0 | 0 | 0 |
| Group B Arrests | | | Theft From Building | 0 | 0 | 0 | 0 |
| Offense | Adult | Juvenile | Theft From Coin Machine | 0 | 0 | 0 | 0 |
| Bad Checks | 0 | 0 | Theft From Motor Vehicle | 0 | 0 | 0 | 0 |
| Curfew/Vagrancy | 0 | 0 | Theft of Motor Vehicle Parts | 0 | 0 | 0 | 0 |
| Disorderly Conduct | 0 | 0 | Theft - All Other Larceny | 1 | 1 | 0 | 0 |
| DUI | 0 | 0 | Motor Vehicle Theft | 0 | 0 | 0 | 0 |
| Drunkenness | 0 | 0 | Stolen Property Offenses | 0 | 0 | 0 | 0 |
| Family-Non Violent | 0 | 0 | | | | | |
| Liquor Law Violations | 2 | 0 | | | | | |
| Peeping Tom | 0 | 0 | | | | | |
| Runaway | 0 | 0 | | | | | |
| Trespass | 0 | 0 | | | | | |
| All Other Offenses | 2 | 0 | | | | | |
| Total Group B | 4 | 0 | | | | | |

(*) Offenses are counted using the FBI Units of Count for Crime

(**) The 'Arrests' column shows arrests made for incidents during the selected period, regardless of arrest date. Arrest counts for the same period may change over time.

This report is valid as of May 06, 2019 and is subject to change

19th Judicial Drug Task Force - NIBRS Agency Crime Overview - 2018

| Crimes Against Society | | | | |
|------------------------------------|------------|-----------|-----------|----------|
| Animal Cruelty | 0 | 0 | 0 | 0 |
| Drug/Narcotic Violations | 65 | 13 | 20 | 0 |
| Drug/Narcotic Equipment Violations | 30 | 9 | 0 | 0 |
| Gambling - Betting/Wagering | 0 | 0 | 0 | 0 |
| Gambling - Operating/Promoting | 0 | 0 | 0 | 0 |
| Gambling - Equipment Violations | 0 | 0 | 0 | 0 |
| Gambling - Sports Tampering | 0 | 0 | 0 | 0 |
| Pornography/Obscene Material | 0 | 0 | 0 | 0 |
| Prostitution | 0 | 0 | 0 | 0 |
| Prostitution Assisting/Promoting | 0 | 0 | 0 | 0 |
| Purchasing Prostitution | 0 | 0 | 0 | 0 |
| Weapon Law Violations | 7 | 4 | 0 | 0 |
| Total Group A Offenses | 103 | 27 | 20 | 0 |

(*) Offenses are counted using the FBI Units of Count for Crime

(**) The 'Arrests' column shows arrests made for incidents during the selected period, regardless of arrest date. Arrest counts for the same period may change over time.

21st Judicial Drug Task Force - NIBRS Agency Crime Overview - 2018

| 2017 Population Estimate | N/A | Offenses (*) | | Arrests (**) | | | |
|---------------------------------------|-----------------|----------------------------------|-----------------------------------|--------------|----------|---|---|
| | | Reported | Cleared | Adult | Juvenile | | |
| Offense Overview | | Group A Offenses | | | | | |
| | | Crimes Against Persons | | | | | |
| Offense Total | 37 | Murder | 0 | 0 | 0 | 0 | |
| Number Cleared | 12 | Negligent Manslaughter | 0 | 0 | 0 | 0 | |
| Percent Cleared | 32.43 % | Negligent Vehicular Manslaughter | 0 | 0 | 0 | 0 | |
| Group A Crimes per 100,000 population | N/A | Kidnapping/Abduction | 0 | 0 | 0 | 0 | |
| | | Forcible Rape | 0 | 0 | 0 | 0 | |
| | | Forcible Sodomy | 0 | 0 | 0 | 0 | |
| | | Sexual Assault W/Object | 0 | 0 | 0 | 0 | |
| Arrest Overview | | Forcible Fondling | 0 | 0 | 0 | 0 | |
| Total Arrests | 13 | Incest | 0 | 0 | 0 | 0 | |
| Adult Arrests | 12 | Statutory Rape | 0 | 0 | 0 | 0 | |
| Juvenile Arrests | 1 | Aggravated Assault | 0 | 0 | 0 | 0 | |
| Unknown Age | 0 | Simple Assault | 0 | 0 | 0 | 0 | |
| Arrests per 100,000 population | N/A | Intimidation | 0 | 0 | 0 | 0 | |
| | | Stalking | 0 | 0 | 0 | 0 | |
| | | Commercial Sex Acts | 0 | 0 | 0 | 0 | |
| Average number offenses/incident | 1.28 | Involuntary Servitude | 0 | 0 | 0 | 0 | |
| Domestic Violence Victims | | Crimes Against Property | | | | | |
| Offense | Reported | Cleared | Arson | 0 | 0 | 0 | 0 |
| Murder | 0 | 0 | Bribery | 0 | 0 | 0 | 0 |
| Aggravated Assault | 0 | 0 | Burglary | 0 | 0 | 0 | 0 |
| Simple Assault | 0 | 0 | Counterfeiting/Forgery | 0 | 0 | 0 | 0 |
| Intimidation | 0 | 0 | Destruction/Damage/Vandalism | 0 | 0 | 0 | 0 |
| Stalking | 0 | 0 | Embezzlement | 0 | 0 | 0 | 0 |
| Forcible Rape | 0 | 0 | Extortion/Blackmail | 0 | 0 | 0 | 0 |
| Forcible Sodomy | 0 | 0 | Fraud - False Pretenses | 0 | 0 | 0 | 0 |
| Sexual Assault W/Object | 0 | 0 | Fraud - Credit Card/ATM | 0 | 0 | 0 | 0 |
| Forcible Fondling | 0 | 0 | Fraud - Impersonation | 0 | 0 | 0 | 0 |
| Incest | 0 | 0 | Fraud - Welfare | 0 | 0 | 0 | 0 |
| Statutory Rape | 0 | 0 | Fraud - Wire | 0 | 0 | 0 | 0 |
| Kidnapping/Abduction | 0 | 0 | Fraud - Identity Theft | 0 | 0 | 0 | 0 |
| Commercial Sex Acts | 0 | 0 | Fraud - Computer Hacking/Invasion | 0 | 0 | 0 | 0 |
| Involuntary Servitude | 0 | 0 | Robbery | 0 | 0 | 0 | 0 |
| Total | 0 | 0 | Theft - Pocket-picking | 0 | 0 | 0 | 0 |
| Group B Arrests | | | Theft - Purse Snatching | 0 | 0 | 0 | 0 |
| Offense | Adult | Juvenile | Theft - Shoplifting | 0 | 0 | 0 | 0 |
| Bad Checks | 0 | 0 | Theft From Building | 0 | 0 | 0 | 0 |
| Curfew/Vagrancy | 0 | 0 | Theft From Coin Machine | 0 | 0 | 0 | 0 |
| Disorderly Conduct | 0 | 0 | Theft From Motor Vehicle | 0 | 0 | 0 | 0 |
| DUI | 0 | 0 | Theft of Motor Vehicle Parts | 0 | 0 | 0 | 0 |
| Drunkenness | 0 | 0 | Theft - All Other Larceny | 0 | 0 | 0 | 0 |
| Family-Non Violent | 0 | 0 | Motor Vehicle Theft | 0 | 0 | 0 | 0 |
| Liquor Law Violations | 0 | 0 | Stolen Property Offenses | 0 | 0 | 0 | 0 |
| Peeping Tom | 0 | 0 | | | | | |
| Runaway | 0 | 0 | | | | | |
| Trespass | 0 | 0 | | | | | |
| All Other Offenses | 0 | 0 | | | | | |
| Total Group B | 0 | 0 | | | | | |

(*) Offenses are counted using the FBI Units of Count for Crime

(**) The 'Arrests' column shows arrests made for incidents during the selected period, regardless of arrest date. Arrest counts for the same period may change over time.

This report is valid as of May 06, 2019 and is subject to change

21st Judicial Drug Task Force - NIBRS Agency Crime Overview - 2018

| Crimes Against Society | | | | |
|------------------------------------|-----------|-----------|-----------|----------|
| Animal Cruelty | 0 | 0 | 0 | 0 |
| Drug/Narcotic Violations | 25 | 8 | 10 | 1 |
| Drug/Narcotic Equipment Violations | 10 | 4 | 2 | 0 |
| Gambling - Betting/Wagering | 0 | 0 | 0 | 0 |
| Gambling - Operating/Promoting | 0 | 0 | 0 | 0 |
| Gambling - Equipment Violations | 0 | 0 | 0 | 0 |
| Gambling - Sports Tampering | 0 | 0 | 0 | 0 |
| Pornography/Obscene Material | 0 | 0 | 0 | 0 |
| Prostitution | 0 | 0 | 0 | 0 |
| Prostitution Assisting/Promoting | 0 | 0 | 0 | 0 |
| Purchasing Prostitution | 0 | 0 | 0 | 0 |
| Weapon Law Violations | 2 | 0 | 0 | 0 |
| Total Group A Offenses | 37 | 12 | 12 | 1 |

(*) Offenses are counted using the FBI Units of Count for Crime

(**) The 'Arrests' column shows arrests made for incidents during the selected period, regardless of arrest date. Arrest counts for the same period may change over time.

22nd Judicial Drug Task Force - NIBRS Agency Crime Overview - 2018

| 2017 Population Estimate | N/A | Offenses (*) | | Arrests (**) | | |
|---------------------------------------|-----------------|----------------------------------|-----------------------------------|--------------|----------|---|
| | | Reported | Cleared | Adult | Juvenile | |
| Offense Overview | | Group A Offenses | | | | |
| | | Crimes Against Persons | | | | |
| Offense Total | 31 | Murder | 0 | 0 | 0 | 0 |
| Number Cleared | 2 | Negligent Manslaughter | 0 | 0 | 0 | 0 |
| Percent Cleared | 6.45 % | Negligent Vehicular Manslaughter | 0 | 0 | 0 | 0 |
| Group A Crimes per 100,000 population | N/A | Kidnapping/Abduction | 0 | 0 | 0 | 0 |
| | | Forcible Rape | 0 | 0 | 0 | 0 |
| | | Forcible Sodomy | 0 | 0 | 0 | 0 |
| | | Sexual Assault W/Object | 0 | 0 | 0 | 0 |
| Arrest Overview | | Forcible Fondling | 0 | 0 | 0 | 0 |
| Total Arrests | 1 | Incest | 0 | 0 | 0 | 0 |
| Adult Arrests | 1 | Statutory Rape | 0 | 0 | 0 | 0 |
| Juvenile Arrests | 0 | Aggravated Assault | 0 | 0 | 0 | 0 |
| Unknown Age | 0 | Simple Assault | 0 | 0 | 0 | 0 |
| Arrests per 100,000 population | N/A | Intimidation | 0 | 0 | 0 | 0 |
| | | Stalking | 0 | 0 | 0 | 0 |
| | | Commercial Sex Acts | 0 | 0 | 0 | 0 |
| Average number offenses/incident | 1.82 | Involuntary Servitude | 0 | 0 | 0 | 0 |
| | | Crimes Against Property | | | | |
| Domestic Violence Victims | | Arson | 0 | 0 | 0 | 0 |
| Offense | Reported | Cleared | | | | |
| Murder | 0 | 0 | Bribery | 0 | 0 | 0 |
| Aggravated Assault | 0 | 0 | Burglary | 0 | 0 | 0 |
| Simple Assault | 0 | 0 | Counterfeiting/Forgery | 0 | 0 | 0 |
| Intimidation | 0 | 0 | Destruction/Damage/Vandalism | 0 | 0 | 0 |
| Stalking | 0 | 0 | Embezzlement | 0 | 0 | 0 |
| Forcible Rape | 0 | 0 | Extortion/Blackmail | 0 | 0 | 0 |
| Forcible Sodomy | 0 | 0 | Fraud - False Pretenses | 0 | 0 | 0 |
| Sexual Assault W/Object | 0 | 0 | Fraud - Credit Card/ATM | 0 | 0 | 0 |
| Forcible Fondling | 0 | 0 | Fraud - Impersonation | 0 | 0 | 0 |
| Incest | 0 | 0 | Fraud - Welfare | 0 | 0 | 0 |
| Statutory Rape | 0 | 0 | Fraud - Wire | 0 | 0 | 0 |
| Kidnapping/Abduction | 0 | 0 | Fraud - Identity Theft | 0 | 0 | 0 |
| Commercial Sex Acts | 0 | 0 | Fraud - Computer Hacking/Invasion | 0 | 0 | 0 |
| Involuntary Servitude | 0 | 0 | Robbery | 0 | 0 | 0 |
| Total | 0 | 0 | Theft - Pocket-picking | 0 | 0 | 0 |
| | | | Theft - Purse Snatching | 0 | 0 | 0 |
| Group B Arrests | | | Theft - Shoplifting | 0 | 0 | 0 |
| Offense | Adult | Juvenile | Theft From Building | 0 | 0 | 0 |
| Bad Checks | 0 | 0 | Theft From Coin Machine | 0 | 0 | 0 |
| Curfew/Vagrancy | 0 | 0 | Theft From Motor Vehicle | 0 | 0 | 0 |
| Disorderly Conduct | 0 | 0 | Theft of Motor Vehicle Parts | 0 | 0 | 0 |
| DUI | 0 | 0 | Theft - All Other Larceny | 0 | 0 | 0 |
| Drunkenness | 0 | 0 | Motor Vehicle Theft | 0 | 0 | 0 |
| Family-Non Violent | 0 | 0 | Stolen Property Offenses | 0 | 0 | 0 |
| Liquor Law Violations | 0 | 0 | | | | |
| Peeping Tom | 0 | 0 | | | | |
| Runaway | 0 | 0 | | | | |
| Trespass | 0 | 0 | | | | |
| All Other Offenses | 0 | 0 | | | | |
| Total Group B | 0 | 0 | | | | |

(*) Offenses are counted using the FBI Units of Count for Crime

(**) The 'Arrests' column shows arrests made for incidents during the selected period, regardless of arrest date. Arrest counts for the same period may change over time.

This report is valid as of May 06, 2019 and is subject to change

22nd Judicial Drug Task Force - NIBRS Agency Crime Overview - 2018

| Crimes Against Society | | | | |
|------------------------------------|-----------|----------|----------|----------|
| Animal Cruelty | 0 | 0 | 0 | 0 |
| Drug/Narcotic Violations | 17 | 1 | 1 | 0 |
| Drug/Narcotic Equipment Violations | 14 | 1 | 0 | 0 |
| Gambling - Betting/Wagering | 0 | 0 | 0 | 0 |
| Gambling - Operating/Promoting | 0 | 0 | 0 | 0 |
| Gambling - Equipment Violations | 0 | 0 | 0 | 0 |
| Gambling - Sports Tampering | 0 | 0 | 0 | 0 |
| Pornography/Obscene Material | 0 | 0 | 0 | 0 |
| Prostitution | 0 | 0 | 0 | 0 |
| Prostitution Assisting/Promoting | 0 | 0 | 0 | 0 |
| Purchasing Prostitution | 0 | 0 | 0 | 0 |
| Weapon Law Violations | 0 | 0 | 0 | 0 |
| Total Group A Offenses | 31 | 2 | 1 | 0 |

(*) Offenses are counted using the FBI Units of Count for Crime

(**) The 'Arrests' column shows arrests made for incidents during the selected period, regardless of arrest date. Arrest counts for the same period may change over time.

23rd Judicial Drug Task Force - NIBRS Agency Crime Overview - 2018

| 2017 Population Estimate | N/A | Offenses (*) | | Arrests (**) | | | |
|---------------------------------------|-----------------|----------------------------------|-----------------------------------|--------------|----------|---|---|
| | | Reported | Cleared | Adult | Juvenile | | |
| Offense Overview | | Group A Offenses | | | | | |
| Crimes Against Persons | | | | | | | |
| Offense Total | 315 | Murder | 0 | 0 | 0 | 0 | |
| Number Cleared | 205 | Negligent Manslaughter | 0 | 0 | 0 | 0 | |
| Percent Cleared | 65.08 % | Negligent Vehicular Manslaughter | 0 | 0 | 0 | 0 | |
| Group A Crimes per 100,000 population | N/A | Kidnapping/Abduction | 0 | 0 | 0 | 0 | |
| | | Forcible Rape | 0 | 0 | 0 | 0 | |
| | | Forcible Sodomy | 0 | 0 | 0 | 0 | |
| | | Sexual Assault W/Object | 0 | 0 | 0 | 0 | |
| Arrest Overview | | Forcible Fondling | 0 | 0 | 0 | 0 | |
| Total Arrests | 182 | Incest | 0 | 0 | 0 | 0 | |
| Adult Arrests | 178 | Statutory Rape | 0 | 0 | 0 | 0 | |
| Juvenile Arrests | 4 | Aggravated Assault | 1 | 1 | 1 | 0 | |
| Unknown Age | 0 | Simple Assault | 0 | 0 | 0 | 0 | |
| Arrests per 100,000 population | N/A | Intimidation | 0 | 0 | 0 | 0 | |
| | | Stalking | 0 | 0 | 0 | 0 | |
| | | Commercial Sex Acts | 0 | 0 | 0 | 0 | |
| Average number offenses/incident | 1.56 | Involuntary Servitude | 0 | 0 | 0 | 0 | |
| Domestic Violence Victims | | Crimes Against Property | | | | | |
| Offense | Reported | Cleared | | | | | |
| Murder | 0 | 0 | Arson | 0 | 0 | 0 | 0 |
| Aggravated Assault | 0 | 0 | Bribery | 0 | 0 | 0 | 0 |
| Simple Assault | 0 | 0 | Burglary | 0 | 0 | 0 | 0 |
| Intimidation | 0 | 0 | Counterfeiting/Forgery | 1 | 0 | 0 | 0 |
| Stalking | 0 | 0 | Destruction/Damage/Vandalism | 0 | 0 | 0 | 0 |
| Forcible Rape | 0 | 0 | Embezzlement | 0 | 0 | 0 | 0 |
| Forcible Sodomy | 0 | 0 | Extortion/Blackmail | 0 | 0 | 0 | 0 |
| Sexual Assault W/Object | 0 | 0 | Fraud - False Pretenses | 0 | 0 | 0 | 0 |
| Forcible Fondling | 0 | 0 | Fraud - Credit Card/ATM | 0 | 0 | 0 | 0 |
| Incest | 0 | 0 | Fraud - Impersonation | 1 | 1 | 0 | 0 |
| Statutory Rape | 0 | 0 | Fraud - Welfare | 0 | 0 | 0 | 0 |
| Kidnapping/Abduction | 0 | 0 | Fraud - Wire | 0 | 0 | 0 | 0 |
| Commercial Sex Acts | 0 | 0 | Fraud - Identity Theft | 0 | 0 | 0 | 0 |
| Involuntary Servitude | 0 | 0 | Fraud - Computer Hacking/Invasion | 0 | 0 | 0 | 0 |
| Total | 0 | 0 | Robbery | 0 | 0 | 0 | 0 |
| | | | Theft - Pocket-picking | 0 | 0 | 0 | 0 |
| | | | Theft - Purse Snatching | 0 | 0 | 0 | 0 |
| | | | Theft - Shoplifting | 0 | 0 | 0 | 0 |
| Group B Arrests | | | Theft From Building | 0 | 0 | 0 | 0 |
| Offense | Adult | Juvenile | Theft From Coin Machine | 0 | 0 | 0 | 0 |
| Bad Checks | 0 | 0 | Theft From Motor Vehicle | 0 | 0 | 0 | 0 |
| Curfew/Vagrancy | 0 | 0 | Theft of Motor Vehicle Parts | 0 | 0 | 0 | 0 |
| Disorderly Conduct | 1 | 0 | Theft - All Other Larceny | 0 | 0 | 0 | 0 |
| DUI | 0 | 0 | Motor Vehicle Theft | 2 | 2 | 1 | 0 |
| Drunkenness | 1 | 0 | Stolen Property Offenses | 0 | 0 | 0 | 0 |
| Family-Non Violent | 0 | 0 | | | | | |
| Liquor Law Violations | 0 | 0 | | | | | |
| Peeping Tom | 0 | 0 | | | | | |
| Runaway | 0 | 0 | | | | | |
| Trespass | 0 | 0 | | | | | |
| All Other Offenses | 33 | 1 | | | | | |
| Total Group B | 35 | 1 | | | | | |

(*) Offenses are counted using the FBI Units of Count for Crime

(**) The 'Arrests' column shows arrests made for incidents during the selected period, regardless of arrest date. Arrest counts for the same period may change over time.

This report is valid as of May 06, 2019 and is subject to change

23rd Judicial Drug Task Force - NIBRS Agency Crime Overview - 2018

| Crimes Against Society | | | | |
|------------------------------------|------------|------------|------------|----------|
| Animal Cruelty | 0 | 0 | 0 | 0 |
| Drug/Narcotic Violations | 163 | 98 | 103 | 3 |
| Drug/Narcotic Equipment Violations | 136 | 98 | 34 | 0 |
| Gambling - Betting/Wagering | 0 | 0 | 0 | 0 |
| Gambling - Operating/Promoting | 0 | 0 | 0 | 0 |
| Gambling - Equipment Violations | 0 | 0 | 0 | 0 |
| Gambling - Sports Tampering | 0 | 0 | 0 | 0 |
| Pornography/Obscene Material | 0 | 0 | 0 | 0 |
| Prostitution | 0 | 0 | 0 | 0 |
| Prostitution Assisting/Promoting | 0 | 0 | 0 | 0 |
| Purchasing Prostitution | 0 | 0 | 0 | 0 |
| Weapon Law Violations | 11 | 5 | 4 | 0 |
| Total Group A Offenses | 315 | 205 | 143 | 3 |

Please go to <https://crimeinsight.tbi.tn.gov/> for additional 2018 data.

(*) Offenses are counted using the FBI Units of Count for Crime

(**) The 'Arrests' column shows arrests made for incidents during the selected period, regardless of arrest date. Arrest counts for the same period may change over time.

24th Judicial Drug Task Force - NIBRS Agency Crime Overview - 2018

| 2017 Population Estimate | N/A | Offenses (*) | | Arrests (**) | | | |
|---------------------------------------|-----------------|----------------------------------|-----------------------------------|--------------|----------|---|---|
| | | Reported | Cleared | Adult | Juvenile | | |
| Offense Overview | | Group A Offenses | | | | | |
| Crimes Against Persons | | | | | | | |
| Offense Total | 109 | Murder | 0 | 0 | 0 | 0 | |
| Number Cleared | 40 | Negligent Manslaughter | 0 | 0 | 0 | 0 | |
| Percent Cleared | 36.70 % | Negligent Vehicular Manslaughter | 0 | 0 | 0 | 0 | |
| Group A Crimes per 100,000 population | N/A | Kidnapping/Abduction | 0 | 0 | 0 | 0 | |
| | | Forcible Rape | 0 | 0 | 0 | 0 | |
| | | Forcible Sodomy | 0 | 0 | 0 | 0 | |
| | | Sexual Assault W/Object | 0 | 0 | 0 | 0 | |
| | | Forcible Fondling | 0 | 0 | 0 | 0 | |
| Arrest Overview | | Incest | 0 | 0 | 0 | 0 | |
| Total Arrests | 34 | Statutory Rape | 0 | 0 | 0 | 0 | |
| Adult Arrests | 33 | Aggravated Assault | 0 | 0 | 0 | 0 | |
| Juvenile Arrests | 1 | Simple Assault | 0 | 0 | 0 | 0 | |
| Unknown Age | 0 | Intimidation | 0 | 0 | 0 | 0 | |
| Arrests per 100,000 population | N/A | Stalking | 0 | 0 | 0 | 0 | |
| | | Commercial Sex Acts | 0 | 0 | 0 | 0 | |
| Average number offenses/incident | 1.42 | Involuntary Servitude | 0 | 0 | 0 | 0 | |
| Domestic Violence Victims | | Crimes Against Property | | | | | |
| Offense | Reported | Cleared | | | | | |
| Murder | 0 | 0 | Arson | 0 | 0 | 0 | 0 |
| Aggravated Assault | 0 | 0 | Bribery | 0 | 0 | 0 | 0 |
| Simple Assault | 0 | 0 | Burglary | 0 | 0 | 0 | 0 |
| Intimidation | 0 | 0 | Counterfeiting/Forgery | 0 | 0 | 0 | 0 |
| Stalking | 0 | 0 | Destruction/Damage/Vandalism | 0 | 0 | 0 | 0 |
| Forcible Rape | 0 | 0 | Embezzlement | 0 | 0 | 0 | 0 |
| Forcible Sodomy | 0 | 0 | Extortion/Blackmail | 0 | 0 | 0 | 0 |
| Sexual Assault W/Object | 0 | 0 | Fraud - False Pretenses | 0 | 0 | 0 | 0 |
| Forcible Fondling | 0 | 0 | Fraud - Credit Card/ATM | 0 | 0 | 0 | 0 |
| Incest | 0 | 0 | Fraud - Impersonation | 0 | 0 | 0 | 0 |
| Statutory Rape | 0 | 0 | Fraud - Welfare | 0 | 0 | 0 | 0 |
| Kidnapping/Abduction | 0 | 0 | Fraud - Wire | 0 | 0 | 0 | 0 |
| Commercial Sex Acts | 0 | 0 | Fraud - Identity Theft | 0 | 0 | 0 | 0 |
| Involuntary Servitude | 0 | 0 | Fraud - Computer Hacking/Invasion | 0 | 0 | 0 | 0 |
| Total | 0 | 0 | Robbery | 0 | 0 | 0 | 0 |
| | | | Theft - Pocket-picking | 0 | 0 | 0 | 0 |
| | | | Theft - Purse Snatching | 0 | 0 | 0 | 0 |
| | | | Theft - Shoplifting | 0 | 0 | 0 | 0 |
| Group B Arrests | | | Theft From Building | 0 | 0 | 0 | 0 |
| Offense | Adult | Juvenile | Theft From Coin Machine | 0 | 0 | 0 | 0 |
| Bad Checks | 0 | 0 | Theft From Motor Vehicle | 0 | 0 | 0 | 0 |
| Curfew/Vagrancy | 0 | 0 | Theft of Motor Vehicle Parts | 0 | 0 | 0 | 0 |
| Disorderly Conduct | 0 | 0 | Theft - All Other Larceny | 0 | 0 | 0 | 0 |
| DUI | 0 | 0 | Motor Vehicle Theft | 0 | 0 | 0 | 0 |
| Drunkenness | 0 | 0 | Stolen Property Offenses | 0 | 0 | 0 | 0 |
| Family-Non Violent | 0 | 0 | | | | | |
| Liquor Law Violations | 0 | 0 | | | | | |
| Peeping Tom | 0 | 0 | | | | | |
| Runaway | 0 | 0 | | | | | |
| Trespass | 0 | 0 | | | | | |
| All Other Offenses | 1 | 0 | | | | | |
| Total Group B | 1 | 0 | | | | | |

(*) Offenses are counted using the FBI Units of Count for Crime

(**) The 'Arrests' column shows arrests made for incidents during the selected period, regardless of arrest date. Arrest counts for the same period may change over time.

24th Judicial Drug Task Force - NIBRS Agency Crime Overview - 2018

| Crimes Against Society | | | | |
|------------------------------------|------------|-----------|-----------|----------|
| Animal Cruelty | 0 | 0 | 0 | 0 |
| Drug/Narcotic Violations | 71 | 21 | 26 | 1 |
| Drug/Narcotic Equipment Violations | 33 | 18 | 6 | 0 |
| Gambling - Betting/Wagering | 0 | 0 | 0 | 0 |
| Gambling - Operating/Promoting | 0 | 0 | 0 | 0 |
| Gambling - Equipment Violations | 0 | 0 | 0 | 0 |
| Gambling - Sports Tampering | 0 | 0 | 0 | 0 |
| Pornography/Obscene Material | 0 | 0 | 0 | 0 |
| Prostitution | 0 | 0 | 0 | 0 |
| Prostitution Assisting/Promoting | 0 | 0 | 0 | 0 |
| Purchasing Prostitution | 0 | 0 | 0 | 0 |
| Weapon Law Violations | 5 | 1 | 0 | 0 |
| Total Group A Offenses | 109 | 40 | 32 | 1 |

(*) Offenses are counted using the FBI Units of Count for Crime

(**) The 'Arrests' column shows arrests made for incidents during the selected period, regardless of arrest date. Arrest counts for the same period may change over time.

25th Judicial Drug Task Force - NIBRS Agency Crime Overview - 2018

| 2017 Population Estimate | N/A | Offenses (*) | | Arrests (**) | |
|---------------------------------------|-----------------|--------------------------------|---------|--------------|----------|
| | | Reported | Cleared | Adult | Juvenile |
| Offense Overview | | Group A Offenses | | | |
| Crimes Against Persons | | | | | |
| Offense Total | 0 | 0 | 0 | 0 | 0 |
| Number Cleared | 0 | 0 | 0 | 0 | 0 |
| Percent Cleared | 0.00 % | 0 | 0 | 0 | 0 |
| Group A Crimes per 100,000 population | N/A | 0 | 0 | 0 | 0 |
| Arrest Overview | | Crimes Against Property | | | |
| Total Arrests | 0 | 0 | 0 | 0 | 0 |
| Adult Arrests | 0 | 0 | 0 | 0 | 0 |
| Juvenile Arrests | 0 | 0 | 0 | 0 | 0 |
| Unknown Age | 0 | 0 | 0 | 0 | 0 |
| Arrests per 100,000 population | N/A | 0 | 0 | 0 | 0 |
| Average number offenses/incident | 0.00 | 0 | 0 | 0 | 0 |
| Domestic Violence Victims | | Crimes Against Property | | | |
| Offense | Reported | Cleared | | | |
| Murder | 0 | 0 | 0 | 0 | 0 |
| Aggravated Assault | 0 | 0 | 0 | 0 | 0 |
| Simple Assault | 0 | 0 | 0 | 0 | 0 |
| Intimidation | 0 | 0 | 0 | 0 | 0 |
| Stalking | 0 | 0 | 0 | 0 | 0 |
| Forcible Rape | 0 | 0 | 0 | 0 | 0 |
| Forcible Sodomy | 0 | 0 | 0 | 0 | 0 |
| Sexual Assault W/Object | 0 | 0 | 0 | 0 | 0 |
| Forcible Fondling | 0 | 0 | 0 | 0 | 0 |
| Incest | 0 | 0 | 0 | 0 | 0 |
| Statutory Rape | 0 | 0 | 0 | 0 | 0 |
| Kidnapping/Abduction | 0 | 0 | 0 | 0 | 0 |
| Commercial Sex Acts | 0 | 0 | 0 | 0 | 0 |
| Involuntary Servitude | 0 | 0 | 0 | 0 | 0 |
| Total | 0 | 0 | | | |
| Group B Arrests | | Crimes Against Property | | | |
| Offense | Adult | Juvenile | | | |
| Bad Checks | 0 | 0 | 0 | 0 | 0 |
| Curfew/Vagrancy | 0 | 0 | 0 | 0 | 0 |
| Disorderly Conduct | 0 | 0 | 0 | 0 | 0 |
| DUI | 0 | 0 | 0 | 0 | 0 |
| Drunkenness | 0 | 0 | 0 | 0 | 0 |
| Family-Non Violent | 0 | 0 | 0 | 0 | 0 |
| Liquor Law Violations | 0 | 0 | 0 | 0 | 0 |
| Peeping Tom | 0 | 0 | 0 | 0 | 0 |
| Runaway | 0 | 0 | 0 | 0 | 0 |
| Trespass | 0 | 0 | 0 | 0 | 0 |
| All Other Offenses | 0 | 0 | 0 | 0 | 0 |
| Total Group B | 0 | 0 | | | |

(*) Offenses are counted using the FBI Units of Count for Crime

(**) The 'Arrests' column shows arrests made for incidents during the selected period, regardless of arrest date. Arrest counts for the same period may change over time.

25th Judicial Drug Task Force - NIBRS Agency Crime Overview - 2018

| Crimes Against Society | | | | |
|------------------------------------|----------|----------|----------|----------|
| Animal Cruelty | 0 | 0 | 0 | 0 |
| Drug/Narcotic Violations | 0 | 0 | 0 | 0 |
| Drug/Narcotic Equipment Violations | 0 | 0 | 0 | 0 |
| Gambling - Betting/Wagering | 0 | 0 | 0 | 0 |
| Gambling - Operating/Promoting | 0 | 0 | 0 | 0 |
| Gambling - Equipment Violations | 0 | 0 | 0 | 0 |
| Gambling - Sports Tampering | 0 | 0 | 0 | 0 |
| Pornography/Obscene Material | 0 | 0 | 0 | 0 |
| Prostitution | 0 | 0 | 0 | 0 |
| Prostitution Assisting/Promoting | 0 | 0 | 0 | 0 |
| Purchasing Prostitution | 0 | 0 | 0 | 0 |
| Weapon Law Violations | 0 | 0 | 0 | 0 |
| Total Group A Offenses | 0 | 0 | 0 | 0 |

(*) Offenses are counted using the FBI Units of Count for Crime

(**) The 'Arrests' column shows arrests made for incidents during the selected period, regardless of arrest date. Arrest counts for the same period may change over time.

27th Judicial Drug Task Force - NIBRS Agency Crime Overview - 2018

| Crimes Against Society | | | | |
|------------------------------------|-----------|-----------|-----------|----------|
| Animal Cruelty | 0 | 0 | 0 | 0 |
| Drug/Narcotic Violations | 26 | 26 | 32 | 0 |
| Drug/Narcotic Equipment Violations | 17 | 17 | 2 | 0 |
| Gambling - Betting/Wagering | 0 | 0 | 0 | 0 |
| Gambling - Operating/Promoting | 0 | 0 | 0 | 0 |
| Gambling - Equipment Violations | 0 | 0 | 0 | 0 |
| Gambling - Sports Tampering | 0 | 0 | 0 | 0 |
| Pornography/Obscene Material | 0 | 0 | 0 | 0 |
| Prostitution | 0 | 0 | 0 | 0 |
| Prostitution Assisting/Promoting | 0 | 0 | 0 | 0 |
| Purchasing Prostitution | 0 | 0 | 0 | 0 |
| Weapon Law Violations | 2 | 2 | 0 | 0 |
| Total Group A Offenses | 46 | 46 | 35 | 0 |

(*) Offenses are counted using the FBI Units of Count for Crime

(**) The 'Arrests' column shows arrests made for incidents during the selected period, regardless of arrest date. Arrest counts for the same period may change over time.

31st Judicial Drug Task Force - NIBRS Agency Crime Overview - 2018

| 2017 Population Estimate | N/A | Offenses (*) | | Arrests (**) | |
|---------------------------------------|-----------------|--------------------------------|---------|--------------|----------|
| | | Reported | Cleared | Adult | Juvenile |
| Offense Overview | | Group A Offenses | | | |
| | | Crimes Against Persons | | | |
| Offense Total | 0 | 0 | 0 | 0 | 0 |
| Number Cleared | 0 | 0 | 0 | 0 | 0 |
| Percent Cleared | 0.00 % | 0 | 0 | 0 | 0 |
| Group A Crimes per 100,000 population | N/A | 0 | 0 | 0 | 0 |
| | | Crimes Against Property | | | |
| Arrest Overview | | | | | |
| Total Arrests | 0 | 0 | 0 | 0 | 0 |
| Adult Arrests | 0 | 0 | 0 | 0 | 0 |
| Juvenile Arrests | 0 | 0 | 0 | 0 | 0 |
| Unknown Age | 0 | 0 | 0 | 0 | 0 |
| Arrests per 100,000 population | N/A | 0 | 0 | 0 | 0 |
| Average number offenses/incident | 0.00 | 0 | 0 | 0 | 0 |
| Domestic Violence Victims | | | | | |
| Offense | Reported | Cleared | | | |
| Murder | 0 | 0 | 0 | 0 | 0 |
| Aggravated Assault | 0 | 0 | 0 | 0 | 0 |
| Simple Assault | 0 | 0 | 0 | 0 | 0 |
| Intimidation | 0 | 0 | 0 | 0 | 0 |
| Stalking | 0 | 0 | 0 | 0 | 0 |
| Forcible Rape | 0 | 0 | 0 | 0 | 0 |
| Forcible Sodomy | 0 | 0 | 0 | 0 | 0 |
| Sexual Assault W/Object | 0 | 0 | 0 | 0 | 0 |
| Forcible Fondling | 0 | 0 | 0 | 0 | 0 |
| Incest | 0 | 0 | 0 | 0 | 0 |
| Statutory Rape | 0 | 0 | 0 | 0 | 0 |
| Kidnapping/Abduction | 0 | 0 | 0 | 0 | 0 |
| Commercial Sex Acts | 0 | 0 | 0 | 0 | 0 |
| Involuntary Servitude | 0 | 0 | 0 | 0 | 0 |
| Total | 0 | 0 | 0 | 0 | 0 |
| Group B Arrests | | | | | |
| Offense | Adult | Juvenile | | | |
| Bad Checks | 0 | 0 | 0 | 0 | 0 |
| Curfew/Vagrancy | 0 | 0 | 0 | 0 | 0 |
| Disorderly Conduct | 0 | 0 | 0 | 0 | 0 |
| DUI | 0 | 0 | 0 | 0 | 0 |
| Drunkenness | 0 | 0 | 0 | 0 | 0 |
| Family-Non Violent | 0 | 0 | 0 | 0 | 0 |
| Liquor Law Violations | 0 | 0 | 0 | 0 | 0 |
| Peeping Tom | 0 | 0 | 0 | 0 | 0 |
| Runaway | 0 | 0 | 0 | 0 | 0 |
| Trespass | 0 | 0 | 0 | 0 | 0 |
| All Other Offenses | 0 | 0 | 0 | 0 | 0 |
| Total Group B | 0 | 0 | 0 | 0 | 0 |

(*) Offenses are counted using the FBI Units of Count for Crime

(**) The 'Arrests' column shows arrests made for incidents during the selected period, regardless of arrest date. Arrest counts for the same period may change over time.

31st Judicial Drug Task Force - NIBRS Agency Crime Overview - 2018

| Crimes Against Society | | | | |
|------------------------------------|----------|----------|----------|----------|
| Animal Cruelty | 0 | 0 | 0 | 0 |
| Drug/Narcotic Violations | 0 | 0 | 0 | 0 |
| Drug/Narcotic Equipment Violations | 0 | 0 | 0 | 0 |
| Gambling - Betting/Wagering | 0 | 0 | 0 | 0 |
| Gambling - Operating/Promoting | 0 | 0 | 0 | 0 |
| Gambling - Equipment Violations | 0 | 0 | 0 | 0 |
| Gambling - Sports Tampering | 0 | 0 | 0 | 0 |
| Pornography/Obscene Material | 0 | 0 | 0 | 0 |
| Prostitution | 0 | 0 | 0 | 0 |
| Prostitution Assisting/Promoting | 0 | 0 | 0 | 0 |
| Purchasing Prostitution | 0 | 0 | 0 | 0 |
| Weapon Law Violations | 0 | 0 | 0 | 0 |
| Total Group A Offenses | 0 | 0 | 0 | 0 |

(*) Offenses are counted using the FBI Units of Count for Crime

(**) The 'Arrests' column shows arrests made for incidents during the selected period, regardless of arrest date. Arrest counts for the same period may change over time.

West Tennessee Violent Crimes Task Force - NIBRS Agency Crime Overview - 2018

| 2017 Population Estimate | N/A | Offenses (*) | | Arrests (**) | |
|---------------------------------------|-----------------|--------------------------------|---------|--------------|----------|
| | | Reported | Cleared | Adult | Juvenile |
| Offense Overview | | Group A Offenses | | | |
| | | Crimes Against Persons | | | |
| Offense Total | 66 | 0 | 0 | 0 | 0 |
| Number Cleared | 65 | 0 | 0 | 0 | 0 |
| Percent Cleared | 98.48 % | 0 | 0 | 0 | 0 |
| Group A Crimes per 100,000 population | N/A | 0 | 0 | 0 | 0 |
| | | Crimes Against Property | | | |
| | | Crimes Against Persons | | | |
| Arrest Overview | | Crimes Against Property | | | |
| Total Arrests | 62 | 0 | 0 | 0 | 0 |
| Adult Arrests | 61 | 0 | 0 | 0 | 0 |
| Juvenile Arrests | 1 | 0 | 0 | 0 | 0 |
| Unknown Age | 0 | 2 | 2 | 0 | 0 |
| Arrests per 100,000 population | N/A | 0 | 0 | 0 | 0 |
| Average number offenses/incident | 1.65 | 0 | 0 | 0 | 0 |
| Domestic Violence Victims | | Crimes Against Property | | | |
| Offense | Reported | Cleared | | | |
| Murder | 0 | 0 | 0 | 0 | 0 |
| Aggravated Assault | 0 | 0 | 0 | 0 | 0 |
| Simple Assault | 0 | 0 | 0 | 0 | 0 |
| Intimidation | 0 | 0 | 0 | 0 | 0 |
| Stalking | 0 | 0 | 0 | 0 | 0 |
| Forcible Rape | 0 | 0 | 0 | 0 | 0 |
| Forcible Sodomy | 0 | 0 | 0 | 0 | 0 |
| Sexual Assault W/Object | 0 | 0 | 0 | 0 | 0 |
| Forcible Fondling | 0 | 0 | 0 | 0 | 0 |
| Incest | 0 | 0 | 0 | 0 | 0 |
| Statutory Rape | 0 | 0 | 0 | 0 | 0 |
| Kidnapping/Abduction | 0 | 0 | 0 | 0 | 0 |
| Commercial Sex Acts | 0 | 0 | 0 | 0 | 0 |
| Involuntary Servitude | 0 | 0 | 0 | 0 | 0 |
| Total | 0 | 0 | 0 | 0 | 0 |
| Group B Arrests | | Crimes Against Property | | | |
| Offense | Adult | Juvenile | | | |
| Bad Checks | 0 | 0 | 0 | 0 | 0 |
| Curfew/Vagrancy | 0 | 0 | 0 | 0 | 0 |
| Disorderly Conduct | 0 | 0 | 0 | 0 | 0 |
| DUI | 1 | 0 | 0 | 0 | 0 |
| Drunkenness | 0 | 0 | 0 | 0 | 0 |
| Family-Non Violent | 0 | 0 | 0 | 0 | 0 |
| Liquor Law Violations | 0 | 0 | 0 | 0 | 0 |
| Peeping Tom | 0 | 0 | 0 | 0 | 0 |
| Runaway | 0 | 0 | 0 | 0 | 0 |
| Trespass | 0 | 0 | 0 | 0 | 0 |
| All Other Offenses | 4 | 0 | 0 | 0 | 0 |
| Total Group B | 5 | 0 | 0 | 0 | 0 |

(*) Offenses are counted using the FBI Units of Count for Crime

(**) The 'Arrests' column shows arrests made for incidents during the selected period, regardless of arrest date. Arrest counts for the same period may change over time.

This report is valid as of May 06, 2019 and is subject to change

West Tennessee Violent Crimes Task Force - NIBRS Agency Crime Overview - 2018

| Crimes Against Society | | | | |
|------------------------------------|-----------|-----------|-----------|----------|
| Animal Cruelty | 0 | 0 | 0 | 0 |
| Drug/Narcotic Violations | 38 | 38 | 52 | 1 |
| Drug/Narcotic Equipment Violations | 22 | 21 | 0 | 0 |
| Gambling - Betting/Wagering | 0 | 0 | 0 | 0 |
| Gambling - Operating/Promoting | 0 | 0 | 0 | 0 |
| Gambling - Equipment Violations | 0 | 0 | 0 | 0 |
| Gambling - Sports Tampering | 0 | 0 | 0 | 0 |
| Pornography/Obscene Material | 0 | 0 | 0 | 0 |
| Prostitution | 0 | 0 | 0 | 0 |
| Prostitution Assisting/Promoting | 0 | 0 | 0 | 0 |
| Purchasing Prostitution | 0 | 0 | 0 | 0 |
| Weapon Law Violations | 4 | 4 | 4 | 0 |
| Total Group A Offenses | 66 | 65 | 56 | 1 |

(*) Offenses are counted using the FBI Units of Count for Crime

(**) The 'Arrests' column shows arrests made for incidents during the selected period, regardless of arrest date. Arrest counts for the same period may change over time.

Q
E
N
Q



**CRIME IN
TENNESSEE**
2018

**STATE
AGENCIES**

Church Hill Public Safety - NIBRS Agency Crime Overview - 2018

| 2017 Population Estimate | | 6,674 | | Offenses (*) | | Arrests (**) | |
|---------------------------------------|-----------|----------------------------------|-----------------------------------|-------------------------|---------|--------------|----------|
| Offense Overview | | Crimes Against Persons | | Reported | Cleared | Adult | Juvenile |
| Offense Total | 66 | Murder | | 0 | 0 | 0 | 0 |
| Number Cleared | 54 | Negligent Manslaughter | | 0 | 0 | 0 | 0 |
| Percent Cleared | 81.82 % | Negligent Vehicular Manslaughter | | 0 | 0 | 0 | 0 |
| Group A Crimes per 100,000 population | 988.9 | Kidnapping/Abduction | | 0 | 0 | 0 | 0 |
| | | Forcible Rape | | 0 | 0 | 0 | 0 |
| | | Forcible Sodomy | | 0 | 0 | 0 | 0 |
| | | Sexual Assault W/Object | | 0 | 0 | 0 | 0 |
| | | Forcible Fondling | | 0 | 0 | 0 | 0 |
| | | Incest | | 0 | 0 | 0 | 0 |
| | | Statutory Rape | | 0 | 0 | 0 | 0 |
| | | Aggravated Assault | | 3 | 3 | 3 | 0 |
| | | Simple Assault | | 7 | 4 | 4 | 0 |
| | | Intimidation | | 0 | 0 | 0 | 0 |
| | | Stalking | | 1 | 1 | 1 | 0 |
| | | Commercial Sex Acts | | 0 | 0 | 0 | 0 |
| | | Involuntary Servitude | | 0 | 0 | 0 | 0 |
| | | Average number offenses/incident | 1.29 | | | | |
| Domestic Violence Victims | | | | Crimes Against Property | | | |
| Offense | Reported | Cleared | | | | | |
| Murder | 0 | 0 | Arson | 0 | 0 | 0 | 0 |
| Aggravated Assault | 2 | 2 | Bribery | 0 | 0 | 0 | 0 |
| Simple Assault | 6 | 3 | Burglary | 2 | 2 | 2 | 0 |
| Intimidation | 0 | 0 | Counterfeiting/Forgery | 0 | 0 | 0 | 0 |
| Stalking | 0 | 0 | Destruction/Damage/Vandalism | 1 | 1 | 1 | 0 |
| Forcible Rape | 0 | 0 | Embezzlement | 0 | 0 | 0 | 0 |
| Forcible Sodomy | 0 | 0 | Extortion/Blackmail | 0 | 0 | 0 | 0 |
| Sexual Assault W/Object | 0 | 0 | Fraud - False Pretenses | 1 | 0 | 0 | 0 |
| Forcible Fondling | 0 | 0 | Fraud - Credit Card/ATM | 0 | 0 | 0 | 0 |
| Incest | 0 | 0 | Fraud - Impersonation | 1 | 0 | 0 | 0 |
| Statutory Rape | 0 | 0 | Fraud - Welfare | 0 | 0 | 0 | 0 |
| Kidnapping/Abduction | 0 | 0 | Fraud - Wire | 0 | 0 | 0 | 0 |
| Commercial Sex Acts | 0 | 0 | Fraud - Identity Theft | 1 | 0 | 0 | 0 |
| Involuntary Servitude | 0 | 0 | Fraud - Computer Hacking/Invasion | 0 | 0 | 0 | 0 |
| Total | 8 | 5 | Robbery | 0 | 0 | 0 | 0 |
| | | | Theft - Pocket-picking | 0 | 0 | 0 | 0 |
| | | | Theft - Purse Snatching | 0 | 0 | 0 | 0 |
| | | | Theft - Shoplifting | 10 | 10 | 9 | 0 |
| | | | Theft From Building | 0 | 0 | 0 | 0 |
| | | | Theft From Coin Machine | 0 | 0 | 0 | 0 |
| | | | Theft From Motor Vehicle | 0 | 0 | 0 | 0 |
| | | | Theft of Motor Vehicle Parts | 0 | 0 | 0 | 0 |
| | | | Theft - All Other Larceny | 5 | 1 | 1 | 0 |
| | | | Motor Vehicle Theft | 1 | 1 | 1 | 0 |
| | | | Stolen Property Offenses | 0 | 0 | 0 | 0 |
| Group B Arrests | | | | | | | |
| Offense | Adult | Juvenile | | | | | |
| Bad Checks | 0 | 0 | | | | | |
| Curfew/Vagrancy | 0 | 0 | | | | | |
| Disorderly Conduct | 1 | 0 | | | | | |
| DUI | 4 | 0 | | | | | |
| Drunkenness | 14 | 0 | | | | | |
| Family-Non Violent | 0 | 0 | | | | | |
| Liquor Law Violations | 0 | 0 | | | | | |
| Peeping Tom | 0 | 0 | | | | | |
| Runaway | 0 | 0 | | | | | |
| Trespass | 8 | 0 | | | | | |
| All Other Offenses | 0 | 0 | | | | | |
| Total Group B | 27 | 0 | | | | | |

(*) Offenses are counted using the FBI Units of Count for Crime

(**) The 'Arrests' column shows arrests made for incidents during the selected period, regardless of arrest date. Arrest counts for the same period may change over time.

This report is valid as of May 06, 2019 and is subject to change

Church Hill Public Safety - NIBRS Agency Crime Overview - 2018

| Crimes Against Society | | | | |
|------------------------------------|-----------|-----------|-----------|----------|
| Animal Cruelty | 0 | 0 | 0 | 0 |
| Drug/Narcotic Violations | 14 | 13 | 11 | 0 |
| Drug/Narcotic Equipment Violations | 18 | 17 | 7 | 0 |
| Gambling - Betting/Wagering | 0 | 0 | 0 | 0 |
| Gambling - Operating/Promoting | 0 | 0 | 0 | 0 |
| Gambling - Equipment Violations | 0 | 0 | 0 | 0 |
| Gambling - Sports Tampering | 0 | 0 | 0 | 0 |
| Pornography/Obscene Material | 0 | 0 | 0 | 0 |
| Prostitution | 0 | 0 | 0 | 0 |
| Prostitution Assisting/Promoting | 0 | 0 | 0 | 0 |
| Purchasing Prostitution | 0 | 0 | 0 | 0 |
| Weapon Law Violations | 1 | 1 | 1 | 0 |
| Total Group A Offenses | 66 | 54 | 41 | 0 |

(*) Offenses are counted using the FBI Units of Count for Crime

(**) The 'Arrests' column shows arrests made for incidents during the selected period, regardless of arrest date. Arrest counts for the same period may change over time.

Knoxville Metro Airport Authority - NIBRS Agency Crime Overview - 2018

| 2017 Population Estimate | N/A | Offenses (*) | | Arrests (**) | | |
|---------------------------------------|-----------------|----------------------------------|-----------------------------------|--------------|----------|---|
| | | Reported | Cleared | Adult | Juvenile | |
| Offense Overview | | Group A Offenses | | | | |
| | | Crimes Against Persons | | | | |
| Offense Total | 50 | Murder | 0 | 0 | 0 | 0 |
| Number Cleared | 10 | Negligent Manslaughter | 0 | 0 | 0 | 0 |
| Percent Cleared | 20.00 % | Negligent Vehicular Manslaughter | 0 | 0 | 0 | 0 |
| Group A Crimes per 100,000 population | N/A | Kidnapping/Abduction | 0 | 0 | 0 | 0 |
| | | Forcible Rape | 0 | 0 | 0 | 0 |
| | | Forcible Sodomy | 0 | 0 | 0 | 0 |
| | | Sexual Assault W/Object | 0 | 0 | 0 | 0 |
| Arrest Overview | | Forcible Fondling | 0 | 0 | 0 | 0 |
| Total Arrests | 20 | Incest | 0 | 0 | 0 | 0 |
| Adult Arrests | 20 | Statutory Rape | 0 | 0 | 0 | 0 |
| Juvenile Arrests | 0 | Aggravated Assault | 0 | 0 | 0 | 0 |
| Unknown Age | 0 | Simple Assault | 3 | 0 | 0 | 0 |
| Arrests per 100,000 population | N/A | Intimidation | 4 | 0 | 0 | 0 |
| | | Stalking | 0 | 0 | 0 | 0 |
| | | Commercial Sex Acts | 0 | 0 | 0 | 0 |
| Average number offenses/incident | 1.00 | Involuntary Servitude | 0 | 0 | 0 | 0 |
| | | Crimes Against Property | | | | |
| Domestic Violence Victims | | Arson | 0 | 0 | 0 | 0 |
| Offense | Reported | Cleared | Bribery | 0 | 0 | 0 |
| Murder | 0 | 0 | Burglary | 0 | 0 | 0 |
| Aggravated Assault | 0 | 0 | Counterfeiting/Forgery | 1 | 0 | 0 |
| Simple Assault | 1 | 0 | Destruction/Damage/Vandalism | 1 | 0 | 0 |
| Intimidation | 2 | 0 | Embezzlement | 0 | 0 | 0 |
| Stalking | 0 | 0 | Extortion/Blackmail | 0 | 0 | 0 |
| Forcible Rape | 0 | 0 | Fraud - False Pretenses | 23 | 0 | 0 |
| Forcible Sodomy | 0 | 0 | Fraud - Credit Card/ATM | 0 | 0 | 0 |
| Sexual Assault W/Object | 0 | 0 | Fraud - Impersonation | 0 | 0 | 0 |
| Forcible Fondling | 0 | 0 | Fraud - Welfare | 0 | 0 | 0 |
| Incest | 0 | 0 | Fraud - Wire | 0 | 0 | 0 |
| Statutory Rape | 0 | 0 | Fraud - Identity Theft | 0 | 0 | 0 |
| Kidnapping/Abduction | 0 | 0 | Fraud - Computer Hacking/Invasion | 0 | 0 | 0 |
| Commercial Sex Acts | 0 | 0 | Robbery | 0 | 0 | 0 |
| Involuntary Servitude | 0 | 0 | Theft - Pocket-picking | 0 | 0 | 0 |
| Total | 3 | 0 | Theft - Purse Snatching | 0 | 0 | 0 |
| | | | Theft - Shoplifting | 0 | 0 | 0 |
| Group B Arrests | | | Theft From Building | 7 | 1 | 1 |
| Offense | Adult | Juvenile | Theft From Coin Machine | 0 | 0 | 0 |
| Bad Checks | 0 | 0 | Theft From Motor Vehicle | 1 | 0 | 0 |
| Curfew/Vagrancy | 0 | 0 | Theft of Motor Vehicle Parts | 1 | 0 | 0 |
| Disorderly Conduct | 1 | 0 | Theft - All Other Larceny | 0 | 0 | 0 |
| DUI | 0 | 0 | Motor Vehicle Theft | 0 | 0 | 0 |
| Drunkenness | 9 | 0 | Stolen Property Offenses | 0 | 0 | 0 |
| Family-Non Violent | 0 | 0 | | | | |
| Liquor Law Violations | 0 | 0 | | | | |
| Peeping Tom | 0 | 0 | | | | |
| Runaway | 0 | 0 | | | | |
| Trespass | 0 | 0 | | | | |
| All Other Offenses | 0 | 0 | | | | |
| Total Group B | 10 | 0 | | | | |

(*) Offenses are counted using the FBI Units of Count for Crime

(**) The 'Arrests' column shows arrests made for incidents during the selected period, regardless of arrest date. Arrest counts for the same period may change over time.

This report is valid as of May 06, 2019 and is subject to change

Knoxville Metro Airport Authority - NIBRS Agency Crime Overview - 2018

| Crimes Against Society | | | | |
|------------------------------------|-----------|-----------|-----------|----------|
| Animal Cruelty | 0 | 0 | 0 | 0 |
| Drug/Narcotic Violations | 0 | 0 | 0 | 0 |
| Drug/Narcotic Equipment Violations | 1 | 1 | 1 | 0 |
| Gambling - Betting/Wagering | 0 | 0 | 0 | 0 |
| Gambling - Operating/Promoting | 0 | 0 | 0 | 0 |
| Gambling - Equipment Violations | 0 | 0 | 0 | 0 |
| Gambling - Sports Tampering | 0 | 0 | 0 | 0 |
| Pornography/Obscene Material | 0 | 0 | 0 | 0 |
| Prostitution | 0 | 0 | 0 | 0 |
| Prostitution Assisting/Promoting | 0 | 0 | 0 | 0 |
| Purchasing Prostitution | 0 | 0 | 0 | 0 |
| Weapon Law Violations | 8 | 8 | 8 | 0 |
| Total Group A Offenses | 50 | 10 | 10 | 0 |

(*) Offenses are counted using the FBI Units of Count for Crime

(**) The 'Arrests' column shows arrests made for incidents during the selected period, regardless of arrest date. Arrest counts for the same period may change over time.

Memphis Shelby County Airport Authority Police - NIBRS Agency Crime Overview - 2018

| 2017 Population Estimate | | N/A | Offenses (*) | | Arrests (**) | |
|---------------------------------------|----------|----------------------------------|-----------------------------------|---------|--------------|----------|
| Offense Overview | | | Reported | Cleared | Adult | Juvenile |
| Group A Offenses | | | | | | |
| Crimes Against Persons | | | | | | |
| Offense Total | 386 | Murder | 0 | 0 | 0 | 0 |
| Number Cleared | 77 | Negligent Manslaughter | 0 | 0 | 0 | 0 |
| Percent Cleared | 19.95 % | Negligent Vehicular Manslaughter | 0 | 0 | 0 | 0 |
| Group A Crimes per 100,000 population | N/A | Kidnapping/Abduction | 0 | 0 | 0 | 0 |
| | | Forcible Rape | 1 | 0 | 0 | 0 |
| | | Forcible Sodomy | 0 | 0 | 0 | 0 |
| | | Sexual Assault W/Object | 0 | 0 | 0 | 0 |
| Arrest Overview | | Forcible Fondling | 1 | 0 | 0 | 0 |
| Total Arrests | 85 | Incest | 0 | 0 | 0 | 0 |
| Adult Arrests | 85 | Statutory Rape | 0 | 0 | 0 | 0 |
| Juvenile Arrests | 0 | Aggravated Assault | 3 | 0 | 0 | 0 |
| Unknown Age | 0 | Simple Assault | 13 | 2 | 2 | 0 |
| Arrests per 100,000 population | N/A | Intimidation | 9 | 0 | 0 | 0 |
| | | Stalking | 0 | 0 | 0 | 0 |
| | | Commercial Sex Acts | 0 | 0 | 0 | 0 |
| Average number offenses/incident | 1.03 | Involuntary Servitude | 0 | 0 | 0 | 0 |
| Domestic Violence Victims | | Crimes Against Property | | | | |
| Offense | Reported | Cleared | Arson | 0 | 0 | 0 |
| Murder | 0 | 0 | Bribery | 0 | 0 | 0 |
| Aggravated Assault | 0 | 0 | Burglary | 0 | 0 | 0 |
| Simple Assault | 3 | 2 | Counterfeiting/Forgery | 0 | 0 | 0 |
| Intimidation | 0 | 0 | Destruction/Damage/Vandalism | 54 | 1 | 1 |
| Stalking | 0 | 0 | Embezzlement | 15 | 7 | 7 |
| Forcible Rape | 0 | 0 | Extortion/Blackmail | 0 | 0 | 0 |
| Forcible Sodomy | 0 | 0 | Fraud - False Pretenses | 0 | 0 | 0 |
| Sexual Assault W/Object | 0 | 0 | Fraud - Credit Card/ATM | 5 | 1 | 1 |
| Forcible Fondling | 0 | 0 | Fraud - Impersonation | 0 | 0 | 0 |
| Incest | 0 | 0 | Fraud - Welfare | 0 | 0 | 0 |
| Statutory Rape | 0 | 0 | Fraud - Wire | 0 | 0 | 0 |
| Kidnapping/Abduction | 0 | 0 | Fraud - Identity Theft | 0 | 0 | 0 |
| Commercial Sex Acts | 0 | 0 | Fraud - Computer Hacking/Invasion | 0 | 0 | 0 |
| Involuntary Servitude | 0 | 0 | Robbery | 0 | 0 | 0 |
| Total | 3 | 2 | Theft - Pocket-picking | 0 | 0 | 0 |
| Group B Arrests | | | Theft - Purse Snatching | 0 | 0 | 0 |
| Offense | Adult | Juvenile | Theft - Shoplifting | 0 | 0 | 0 |
| Bad Checks | 0 | 0 | Theft From Building | 47 | 7 | 7 |
| Curfew/Vagrancy | 0 | 0 | Theft From Coin Machine | 0 | 0 | 0 |
| Disorderly Conduct | 3 | 0 | Theft From Motor Vehicle | 64 | 0 | 0 |
| DUI | 1 | 0 | Theft of Motor Vehicle Parts | 12 | 0 | 0 |
| Drunkenness | 0 | 0 | Theft - All Other Larceny | 12 | 0 | 0 |
| Family-Non Violent | 0 | 0 | Motor Vehicle Theft | 92 | 2 | 2 |
| Liquor Law Violations | 0 | 0 | Stolen Property Offenses | 0 | 0 | 0 |
| Peeping Tom | 0 | 0 | | | | |
| Runaway | 0 | 0 | | | | |
| Trespass | 2 | 0 | | | | |
| All Other Offenses | 1 | 0 | | | | |
| Total Group B | 7 | 0 | | | | |

(*) Offenses are counted using the FBI Units of Count for Crime

(**) The 'Arrests' column shows arrests made for incidents during the selected period, regardless of arrest date. Arrest counts for the same period may change over time.

Memphis Shelby County Airport Authority Police - NIBRS Agency Crime Overview - 2018

| Crimes Against Society | | | | |
|------------------------------------|------------|-----------|-----------|----------|
| Animal Cruelty | 0 | 0 | 0 | 0 |
| Drug/Narcotic Violations | 9 | 8 | 9 | 0 |
| Drug/Narcotic Equipment Violations | 0 | 0 | 0 | 0 |
| Gambling - Betting/Wagering | 0 | 0 | 0 | 0 |
| Gambling - Operating/Promoting | 0 | 0 | 0 | 0 |
| Gambling - Equipment Violations | 0 | 0 | 0 | 0 |
| Gambling - Sports Tampering | 0 | 0 | 0 | 0 |
| Pornography/Obscene Material | 0 | 0 | 0 | 0 |
| Prostitution | 0 | 0 | 0 | 0 |
| Prostitution Assisting/Promoting | 0 | 0 | 0 | 0 |
| Purchasing Prostitution | 0 | 0 | 0 | 0 |
| Weapon Law Violations | 49 | 49 | 49 | 0 |
| Total Group A Offenses | 386 | 77 | 78 | 0 |

(*) Offenses are counted using the FBI Units of Count for Crime

(**) The 'Arrests' column shows arrests made for incidents during the selected period, regardless of arrest date. Arrest counts for the same period may change over time.

Tennessee Alcoholic Beverage Commission - NIBRS Agency Crime Overview - 2018

| 2017 Population Estimate | N/A | Offenses (*) | | Arrests (**) | |
|---------------------------------------|-----------------|--------------------------------|---------|--------------|----------|
| | | Reported | Cleared | Adult | Juvenile |
| Offense Overview | | Group A Offenses | | | |
| | | Crimes Against Persons | | | |
| Offense Total | 22 | 0 | 0 | 0 | 0 |
| Number Cleared | 22 | 0 | 0 | 0 | 0 |
| Percent Cleared | 100.00 % | 0 | 0 | 0 | 0 |
| Group A Crimes per 100,000 population | N/A | 0 | 0 | 0 | 0 |
| | | Crimes Against Property | | | |
| | | Crimes Against Persons | | | |
| | | Crimes Against Property | | | |
| Arrest Overview | | | | | |
| Total Arrests | 270 | 0 | 0 | 0 | 0 |
| Adult Arrests | 270 | 0 | 0 | 0 | 0 |
| Juvenile Arrests | 0 | 0 | 0 | 0 | 0 |
| Unknown Age | 0 | 0 | 0 | 0 | 0 |
| Arrests per 100,000 population | N/A | 0 | 0 | 0 | 0 |
| Average number offenses/incident | 1.00 | 0 | 0 | 0 | 0 |
| Domestic Violence Victims | | | | | |
| Offense | Reported | Cleared | | | |
| Murder | 0 | 0 | 0 | 0 | 0 |
| Aggravated Assault | 0 | 0 | 0 | 0 | 0 |
| Simple Assault | 0 | 0 | 0 | 0 | 0 |
| Intimidation | 0 | 0 | 0 | 0 | 0 |
| Stalking | 0 | 0 | 0 | 0 | 0 |
| Forcible Rape | 0 | 0 | 0 | 0 | 0 |
| Forcible Sodomy | 0 | 0 | 0 | 0 | 0 |
| Sexual Assault W/Object | 0 | 0 | 0 | 0 | 0 |
| Forcible Fondling | 0 | 0 | 0 | 0 | 0 |
| Incest | 0 | 0 | 0 | 0 | 0 |
| Statutory Rape | 0 | 0 | 0 | 0 | 0 |
| Kidnapping/Abduction | 0 | 0 | 0 | 0 | 0 |
| Commercial Sex Acts | 0 | 0 | 0 | 0 | 0 |
| Involuntary Servitude | 0 | 0 | 0 | 0 | 0 |
| Total | 0 | 0 | | | |
| Group B Arrests | | | | | |
| Offense | Adult | Juvenile | | | |
| Bad Checks | 0 | 0 | 0 | 0 | 0 |
| Curfew/Vagrancy | 0 | 0 | 0 | 0 | 0 |
| Disorderly Conduct | 0 | 0 | 0 | 0 | 0 |
| DUI | 0 | 0 | 0 | 0 | 0 |
| Drunkenness | 0 | 0 | 0 | 0 | 0 |
| Family-Non Violent | 0 | 0 | 0 | 0 | 0 |
| Liquor Law Violations | 248 | 0 | 0 | 0 | 0 |
| Peeping Tom | 0 | 0 | 0 | 0 | 0 |
| Runaway | 0 | 0 | 0 | 0 | 0 |
| Trespass | 0 | 0 | 0 | 0 | 0 |
| All Other Offenses | 0 | 0 | 0 | 0 | 0 |
| Total Group B | 248 | 0 | | | |

(*) Offenses are counted using the FBI Units of Count for Crime

(**) The 'Arrests' column shows arrests made for incidents during the selected period, regardless of arrest date. Arrest counts for the same period may change over time.

This report is valid as of May 06, 2019 and is subject to change

Tennessee Alcoholic Beverage Commission - NIBRS Agency Crime Overview - 2018

| Crimes Against Society | | | | |
|------------------------------------|-----------|-----------|-----------|----------|
| Animal Cruelty | 0 | 0 | 0 | 0 |
| Drug/Narcotic Violations | 0 | 0 | 0 | 0 |
| Drug/Narcotic Equipment Violations | 0 | 0 | 0 | 0 |
| Gambling - Betting/Wagering | 0 | 0 | 0 | 0 |
| Gambling - Operating/Promoting | 0 | 0 | 0 | 0 |
| Gambling - Equipment Violations | 0 | 0 | 0 | 0 |
| Gambling - Sports Tampering | 0 | 0 | 0 | 0 |
| Pornography/Obscene Material | 0 | 0 | 0 | 0 |
| Prostitution | 0 | 0 | 0 | 0 |
| Prostitution Assisting/Promoting | 0 | 0 | 0 | 0 |
| Purchasing Prostitution | 0 | 0 | 0 | 0 |
| Weapon Law Violations | 0 | 0 | 0 | 0 |
| Total Group A Offenses | 22 | 22 | 22 | 0 |

(*) Offenses are counted using the FBI Units of Count for Crime

(**) The 'Arrests' column shows arrests made for incidents during the selected period, regardless of arrest date. Arrest counts for the same period may change over time.

Tennessee Bureau of Investigation - NIBRS Agency Crime Overview - 2018

| 2017 Population Estimate | N/A | Offenses (*) | | Arrests (**) | | | |
|---------------------------------------|-----------------|----------------------------------|-----------------------------------|--------------|----------|---|---|
| | | Reported | Cleared | Adult | Juvenile | | |
| Offense Overview | | Group A Offenses | | | | | |
| | | Crimes Against Persons | | | | | |
| Offense Total | 581 | Murder | 4 | 3 | 2 | 0 | |
| Number Cleared | 40 | Negligent Manslaughter | 0 | 0 | 0 | 0 | |
| Percent Cleared | 6.88 % | Negligent Vehicular Manslaughter | 0 | 0 | 0 | 0 | |
| Group A Crimes per 100,000 population | N/A | Kidnapping/Abduction | 0 | 0 | 0 | 0 | |
| | | Forcible Rape | 0 | 0 | 0 | 0 | |
| | | Forcible Sodomy | 0 | 0 | 0 | 0 | |
| | | Sexual Assault W/Object | 1 | 0 | 0 | 0 | |
| Arrest Overview | | Forcible Fondling | 1 | 0 | 0 | 0 | |
| Total Arrests | 32 | Incest | 0 | 0 | 0 | 0 | |
| Adult Arrests | 32 | Statutory Rape | 3 | 3 | 2 | 0 | |
| Juvenile Arrests | 0 | Aggravated Assault | 1 | 0 | 0 | 0 | |
| Unknown Age | 0 | Simple Assault | 8 | 3 | 0 | 0 | |
| Arrests per 100,000 population | N/A | Intimidation | 2 | 0 | 0 | 0 | |
| | | Stalking | 0 | 0 | 0 | 0 | |
| | | Commercial Sex Acts | 0 | 0 | 0 | 0 | |
| Average number offenses/incident | 1.01 | Involuntary Servitude | 0 | 0 | 0 | 0 | |
| Domestic Violence Victims | | Crimes Against Property | | | | | |
| Offense | Reported | Cleared | | | | | |
| Murder | 1 | 1 | Arson | 0 | 0 | 0 | 0 |
| Aggravated Assault | 0 | 0 | Bribery | 0 | 0 | 0 | 0 |
| Simple Assault | 0 | 0 | Burglary | 0 | 0 | 0 | 0 |
| Intimidation | 0 | 0 | Counterfeiting/Forgery | 0 | 0 | 0 | 0 |
| Stalking | 0 | 0 | Destruction/Damage/Vandalism | 0 | 0 | 0 | 0 |
| Forcible Rape | 0 | 0 | Embezzlement | 3 | 1 | 2 | 0 |
| Forcible Sodomy | 0 | 0 | Extortion/Blackmail | 1 | 1 | 1 | 0 |
| Sexual Assault W/Object | 0 | 0 | Fraud - False Pretenses | 6 | 1 | 1 | 0 |
| Forcible Fondling | 0 | 0 | Fraud - Credit Card/ATM | 0 | 0 | 0 | 0 |
| Incest | 0 | 0 | Fraud - Impersonation | 2 | 0 | 0 | 0 |
| Statutory Rape | 0 | 0 | Fraud - Welfare | 8 | 0 | 0 | 0 |
| Kidnapping/Abduction | 0 | 0 | Fraud - Wire | 0 | 0 | 0 | 0 |
| Commercial Sex Acts | 0 | 0 | Fraud - Identity Theft | 0 | 0 | 0 | 0 |
| Involuntary Servitude | 0 | 0 | Fraud - Computer Hacking/Invasion | 0 | 0 | 0 | 0 |
| Total | 1 | 1 | Robbery | 0 | 0 | 0 | 0 |
| | | | Theft - Pocket-picking | 0 | 0 | 0 | 0 |
| | | | Theft - Purse Snatching | 0 | 0 | 0 | 0 |
| Group B Arrests | | | Theft - Shoplifting | 0 | 0 | 0 | 0 |
| Offense | Adult | Juvenile | Theft From Building | 0 | 0 | 0 | 0 |
| Bad Checks | 0 | 0 | Theft From Coin Machine | 0 | 0 | 0 | 0 |
| Curfew/Vagrancy | 0 | 0 | Theft From Motor Vehicle | 0 | 0 | 0 | 0 |
| Disorderly Conduct | 0 | 0 | Theft of Motor Vehicle Parts | 0 | 0 | 0 | 0 |
| DUI | 0 | 0 | Theft - All Other Larceny | 7 | 2 | 1 | 0 |
| Drunkenness | 0 | 0 | Motor Vehicle Theft | 0 | 0 | 0 | 0 |
| Family-Non Violent | 0 | 0 | Stolen Property Offenses | 0 | 0 | 0 | 0 |
| Liquor Law Violations | 0 | 0 | | | | | |
| Peeping Tom | 0 | 0 | | | | | |
| Runaway | 0 | 0 | | | | | |
| Trespass | 0 | 0 | | | | | |
| All Other Offenses | 9 | 0 | | | | | |
| Total Group B | 9 | 0 | | | | | |

(*) Offenses are counted using the FBI Units of Count for Crime

(**) The 'Arrests' column shows arrests made for incidents during the selected period, regardless of arrest date. Arrest counts for the same period may change over time.

Tennessee Bureau of Investigation - NIBRS Agency Crime Overview - 2018

| Crimes Against Society | | | | |
|------------------------------------|------------|-----------|-----------|----------|
| Animal Cruelty | 0 | 0 | 0 | 0 |
| Drug/Narcotic Violations | 528 | 25 | 13 | 0 |
| Drug/Narcotic Equipment Violations | 2 | 0 | 0 | 0 |
| Gambling - Betting/Wagering | 0 | 0 | 0 | 0 |
| Gambling - Operating/Promoting | 0 | 0 | 0 | 0 |
| Gambling - Equipment Violations | 0 | 0 | 0 | 0 |
| Gambling - Sports Tampering | 0 | 0 | 0 | 0 |
| Pornography/Obscene Material | 2 | 0 | 0 | 0 |
| Prostitution | 0 | 0 | 0 | 0 |
| Prostitution Assisting/Promoting | 0 | 0 | 0 | 0 |
| Purchasing Prostitution | 0 | 0 | 0 | 0 |
| Weapon Law Violations | 2 | 1 | 1 | 0 |
| Total Group A Offenses | 581 | 40 | 23 | 0 |

(*) Offenses are counted using the FBI Units of Count for Crime

(**) The 'Arrests' column shows arrests made for incidents during the selected period, regardless of arrest date. Arrest counts for the same period may change over time.

Tennessee Department of Correction - NIBRS Agency Crime Overview - 2018

| 2017 Population Estimate | N/A | Offenses (*) | | Arrests (**) | |
|---------------------------------------|-----------------|--------------------------------|---------|--------------|----------|
| | | Reported | Cleared | Adult | Juvenile |
| Offense Overview | | Group A Offenses | | | |
| | | Crimes Against Persons | | | |
| Offense Total | 20 | 0 | 0 | 0 | 0 |
| Number Cleared | 19 | 0 | 0 | 0 | 0 |
| Percent Cleared | 95.00 % | 0 | 0 | 0 | 0 |
| Group A Crimes per 100,000 population | N/A | 0 | 0 | 0 | 0 |
| | | Crimes Against Property | | | |
| Arrest Overview | | | | | |
| Total Arrests | 44 | 0 | 0 | 0 | 0 |
| Adult Arrests | 44 | 0 | 0 | 0 | 0 |
| Juvenile Arrests | 0 | 6 | 5 | 10 | 0 |
| Unknown Age | 0 | 1 | 1 | 1 | 0 |
| Arrests per 100,000 population | N/A | 0 | 0 | 0 | 0 |
| Average number offenses/incident | 1.00 | 0 | 0 | 0 | 0 |
| Domestic Violence Victims | | | | | |
| Offense | Reported | Cleared | | | |
| Murder | 0 | 0 | 0 | 0 | 0 |
| Aggravated Assault | 0 | 0 | 0 | 0 | 0 |
| Simple Assault | 0 | 0 | 0 | 0 | 0 |
| Intimidation | 0 | 0 | 0 | 0 | 0 |
| Stalking | 0 | 0 | 0 | 0 | 0 |
| Forcible Rape | 0 | 0 | 0 | 0 | 0 |
| Forcible Sodomy | 0 | 0 | 0 | 0 | 0 |
| Sexual Assault W/Object | 0 | 0 | 0 | 0 | 0 |
| Forcible Fondling | 0 | 0 | 0 | 0 | 0 |
| Incest | 0 | 0 | 0 | 0 | 0 |
| Statutory Rape | 0 | 0 | 0 | 0 | 0 |
| Kidnapping/Abduction | 0 | 0 | 0 | 0 | 0 |
| Commercial Sex Acts | 0 | 0 | 0 | 0 | 0 |
| Involuntary Servitude | 0 | 0 | 0 | 0 | 0 |
| Total | 0 | 0 | 0 | 0 | 0 |
| Group B Arrests | | | | | |
| Offense | Adult | Juvenile | | | |
| Bad Checks | 0 | 0 | 0 | 0 | 0 |
| Curfew/Vagrancy | 0 | 0 | 0 | 0 | 0 |
| Disorderly Conduct | 0 | 0 | 0 | 0 | 0 |
| DUI | 0 | 0 | 0 | 0 | 0 |
| Drunkenness | 0 | 0 | 0 | 0 | 0 |
| Family-Non Violent | 0 | 0 | 0 | 0 | 0 |
| Liquor Law Violations | 0 | 0 | 0 | 0 | 0 |
| Peeping Tom | 0 | 0 | 0 | 0 | 0 |
| Runaway | 0 | 0 | 0 | 0 | 0 |
| Trespass | 0 | 0 | 0 | 0 | 0 |
| All Other Offenses | 18 | 0 | 0 | 0 | 0 |
| Total Group B | 18 | 0 | 0 | 0 | 0 |

(*) Offenses are counted using the FBI Units of Count for Crime

(**) The 'Arrests' column shows arrests made for incidents during the selected period, regardless of arrest date. Arrest counts for the same period may change over time.

Tennessee Department of Correction - NIBRS Agency Crime Overview - 2018

| Crimes Against Society | | | | |
|------------------------------------|-----------|-----------|-----------|----------|
| Animal Cruelty | 0 | 0 | 0 | 0 |
| Drug/Narcotic Violations | 13 | 13 | 15 | 0 |
| Drug/Narcotic Equipment Violations | 0 | 0 | 0 | 0 |
| Gambling - Betting/Wagering | 0 | 0 | 0 | 0 |
| Gambling - Operating/Promoting | 0 | 0 | 0 | 0 |
| Gambling - Equipment Violations | 0 | 0 | 0 | 0 |
| Gambling - Sports Tampering | 0 | 0 | 0 | 0 |
| Pornography/Obscene Material | 0 | 0 | 0 | 0 |
| Prostitution | 0 | 0 | 0 | 0 |
| Prostitution Assisting/Promoting | 0 | 0 | 0 | 0 |
| Purchasing Prostitution | 0 | 0 | 0 | 0 |
| Weapon Law Violations | 0 | 0 | 0 | 0 |
| Total Group A Offenses | 20 | 19 | 26 | 0 |

(*) Offenses are counted using the FBI Units of Count for Crime

(**) The 'Arrests' column shows arrests made for incidents during the selected period, regardless of arrest date. Arrest counts for the same period may change over time.

Tennessee Department of Revenue - NIBRS Agency Crime Overview - 2018

| 2017 Population Estimate | N/A | Offenses (*) | | Arrests (**) | |
|---------------------------------------|-----------------|--------------------------------|---------|--------------|----------|
| | | Reported | Cleared | Adult | Juvenile |
| Offense Overview | | Group A Offenses | | | |
| | | Crimes Against Persons | | | |
| Offense Total | 0 | 0 | 0 | 0 | 0 |
| Number Cleared | 0 | 0 | 0 | 0 | 0 |
| Percent Cleared | 0.00 % | 0 | 0 | 0 | 0 |
| Group A Crimes per 100,000 population | N/A | 0 | 0 | 0 | 0 |
| | | Crimes Against Property | | | |
| Arrest Overview | | | | | |
| Total Arrests | 0 | 0 | 0 | 0 | 0 |
| Adult Arrests | 0 | 0 | 0 | 0 | 0 |
| Juvenile Arrests | 0 | 0 | 0 | 0 | 0 |
| Unknown Age | 0 | 0 | 0 | 0 | 0 |
| Arrests per 100,000 population | N/A | 0 | 0 | 0 | 0 |
| Average number offenses/incident | 0.00 | 0 | 0 | 0 | 0 |
| Domestic Violence Victims | | | | | |
| Offense | Reported | Cleared | | | |
| Murder | 0 | 0 | 0 | 0 | 0 |
| Aggravated Assault | 0 | 0 | 0 | 0 | 0 |
| Simple Assault | 0 | 0 | 0 | 0 | 0 |
| Intimidation | 0 | 0 | 0 | 0 | 0 |
| Stalking | 0 | 0 | 0 | 0 | 0 |
| Forcible Rape | 0 | 0 | 0 | 0 | 0 |
| Forcible Sodomy | 0 | 0 | 0 | 0 | 0 |
| Sexual Assault W/Object | 0 | 0 | 0 | 0 | 0 |
| Forcible Fondling | 0 | 0 | 0 | 0 | 0 |
| Incest | 0 | 0 | 0 | 0 | 0 |
| Statutory Rape | 0 | 0 | 0 | 0 | 0 |
| Kidnapping/Abduction | 0 | 0 | 0 | 0 | 0 |
| Commercial Sex Acts | 0 | 0 | 0 | 0 | 0 |
| Involuntary Servitude | 0 | 0 | 0 | 0 | 0 |
| Total | 0 | 0 | | | |
| Group B Arrests | | | | | |
| Offense | Adult | Juvenile | | | |
| Bad Checks | 0 | 0 | 0 | 0 | 0 |
| Curfew/Vagrancy | 0 | 0 | 0 | 0 | 0 |
| Disorderly Conduct | 0 | 0 | 0 | 0 | 0 |
| DUI | 0 | 0 | 0 | 0 | 0 |
| Drunkenness | 0 | 0 | 0 | 0 | 0 |
| Family-Non Violent | 0 | 0 | 0 | 0 | 0 |
| Liquor Law Violations | 0 | 0 | 0 | 0 | 0 |
| Peeping Tom | 0 | 0 | 0 | 0 | 0 |
| Runaway | 0 | 0 | 0 | 0 | 0 |
| Trespass | 0 | 0 | 0 | 0 | 0 |
| All Other Offenses | 0 | 0 | 0 | 0 | 0 |
| Total Group B | 0 | 0 | | | |

(*) Offenses are counted using the FBI Units of Count for Crime

(**) The 'Arrests' column shows arrests made for incidents during the selected period, regardless of arrest date. Arrest counts for the same period may change over time.

Tennessee Department of Revenue - NIBRS Agency Crime Overview - 2018

| Crimes Against Society | | | | |
|------------------------------------|----------|----------|----------|----------|
| Animal Cruelty | 0 | 0 | 0 | 0 |
| Drug/Narcotic Violations | 0 | 0 | 0 | 0 |
| Drug/Narcotic Equipment Violations | 0 | 0 | 0 | 0 |
| Gambling - Betting/Wagering | 0 | 0 | 0 | 0 |
| Gambling - Operating/Promoting | 0 | 0 | 0 | 0 |
| Gambling - Equipment Violations | 0 | 0 | 0 | 0 |
| Gambling - Sports Tampering | 0 | 0 | 0 | 0 |
| Pornography/Obscene Material | 0 | 0 | 0 | 0 |
| Prostitution | 0 | 0 | 0 | 0 |
| Prostitution Assisting/Promoting | 0 | 0 | 0 | 0 |
| Purchasing Prostitution | 0 | 0 | 0 | 0 |
| Weapon Law Violations | 0 | 0 | 0 | 0 |
| Total Group A Offenses | 0 | 0 | 0 | 0 |

(*) Offenses are counted using the FBI Units of Count for Crime

(**) The 'Arrests' column shows arrests made for incidents during the selected period, regardless of arrest date. Arrest counts for the same period may change over time.

Tennessee Department of Safety - NIBRS Agency Crime Overview - 2018

| 2017 Population Estimate | N/A | Offenses (*) | | Arrests (**) | | |
|---------------------------------------|-----------------|----------------------------------|-----------------------------------|--------------|----------|----|
| | | Reported | Cleared | Adult | Juvenile | |
| Offense Overview | | Group A Offenses | | | | |
| Crimes Against Persons | | | | | | |
| Offense Total | 6,169 | Murder | 0 | 0 | 0 | 0 |
| Number Cleared | 4,181 | Negligent Manslaughter | 0 | 0 | 0 | 0 |
| Percent Cleared | 67.77 % | Negligent Vehicular Manslaughter | 0 | 0 | 0 | 0 |
| Group A Crimes per 100,000 population | N/A | Kidnapping/Abduction | 0 | 0 | 0 | 0 |
| | | Forcible Rape | 0 | 0 | 0 | 0 |
| | | Forcible Sodomy | 0 | 0 | 0 | 0 |
| | | Sexual Assault W/Object | 0 | 0 | 0 | 0 |
| Arrest Overview | | Forcible Fondling | 0 | 0 | 0 | 0 |
| Total Arrests | 8,797 | Incest | 0 | 0 | 0 | 0 |
| Adult Arrests | 8,459 | Statutory Rape | 0 | 0 | 0 | 0 |
| Juvenile Arrests | 104 | Aggravated Assault | 102 | 80 | 35 | 0 |
| Unknown Age | 234 | Simple Assault | 62 | 59 | 27 | 1 |
| Arrests per 100,000 population | N/A | Intimidation | 30 | 27 | 17 | 0 |
| | | Stalking | 0 | 0 | 0 | 0 |
| | | Commercial Sex Acts | 0 | 0 | 0 | 0 |
| Average number offenses/incident | 1.49 | Involuntary Servitude | 0 | 0 | 0 | 0 |
| Domestic Violence Victims | | Crimes Against Property | | | | |
| Offense | Reported | Cleared | | | | |
| Murder | 0 | 0 | Arson | 0 | 0 | 0 |
| Aggravated Assault | 11 | 9 | Bribery | 1 | 1 | 1 |
| Simple Assault | 20 | 17 | Burglary | 0 | 0 | 0 |
| Intimidation | 4 | 3 | Counterfeiting/Forgery | 86 | 71 | 30 |
| Stalking | 0 | 0 | Destruction/Damage/Vandalism | 80 | 75 | 22 |
| Forcible Rape | 0 | 0 | Embezzlement | 0 | 0 | 0 |
| Forcible Sodomy | 0 | 0 | Extortion/Blackmail | 0 | 0 | 0 |
| Sexual Assault W/Object | 0 | 0 | Fraud - False Pretenses | 8 | 6 | 4 |
| Forcible Fondling | 0 | 0 | Fraud - Credit Card/ATM | 0 | 0 | 0 |
| Incest | 0 | 0 | Fraud - Impersonation | 32 | 28 | 13 |
| Statutory Rape | 0 | 0 | Fraud - Welfare | 0 | 0 | 0 |
| Kidnapping/Abduction | 0 | 0 | Fraud - Wire | 0 | 0 | 0 |
| Commercial Sex Acts | 0 | 0 | Fraud - Identity Theft | 22 | 18 | 7 |
| Involuntary Servitude | 0 | 0 | Fraud - Computer Hacking/Invasion | 0 | 0 | 0 |
| Total | 35 | 29 | Robbery | 0 | 0 | 0 |
| | | | Theft - Pocket-picking | 0 | 0 | 0 |
| | | | Theft - Purse Snatching | 0 | 0 | 0 |
| Group B Arrests | | | Theft - Shoplifting | 2 | 2 | 1 |
| Offense | Adult | Juvenile | Theft From Building | 0 | 0 | 0 |
| Bad Checks | 0 | 0 | Theft From Coin Machine | 0 | 0 | 0 |
| Curfew/Vagrancy | 0 | 0 | Theft From Motor Vehicle | 6 | 6 | 2 |
| Disorderly Conduct | 15 | 0 | Theft of Motor Vehicle Parts | 9 | 8 | 4 |
| DUI | 5,899 | 43 | Theft - All Other Larceny | 7 | 7 | 3 |
| Drunkenness | 68 | 0 | Motor Vehicle Theft | 159 | 144 | 73 |
| Family-Non Violent | 3 | 0 | Stolen Property Offenses | 88 | 77 | 40 |
| Liquor Law Violations | 56 | 1 | | | | 6 |
| Peeping Tom | 0 | 0 | | | | |
| Runaway | 0 | 0 | | | | |
| Trespass | 4 | 0 | | | | |
| All Other Offenses | 269 | 10 | | | | |
| Total Group B | 6,314 | 54 | | | | |

(*) Offenses are counted using the FBI Units of Count for Crime

(**) The 'Arrests' column shows arrests made for incidents during the selected period, regardless of arrest date. Arrest counts for the same period may change over time.

This report is valid as of May 06, 2019 and is subject to change

Tennessee Department of Safety - NIBRS Agency Crime Overview - 2018

| Crimes Against Society | | | | |
|------------------------------------|--------------|--------------|--------------|-----------|
| Animal Cruelty | 0 | 0 | 0 | 0 |
| Drug/Narcotic Violations | 3,208 | 2,022 | 1,362 | 17 |
| Drug/Narcotic Equipment Violations | 1,948 | 1,249 | 344 | 3 |
| Gambling - Betting/Wagering | 0 | 0 | 0 | 0 |
| Gambling - Operating/Promoting | 0 | 0 | 0 | 0 |
| Gambling - Equipment Violations | 0 | 0 | 0 | 0 |
| Gambling - Sports Tampering | 0 | 0 | 0 | 0 |
| Pornography/Obscene Material | 0 | 0 | 0 | 0 |
| Prostitution | 0 | 0 | 0 | 0 |
| Prostitution Assisting/Promoting | 0 | 0 | 0 | 0 |
| Purchasing Prostitution | 0 | 0 | 0 | 0 |
| Weapon Law Violations | 319 | 301 | 160 | 1 |
| Total Group A Offenses | 6,169 | 4,181 | 2,145 | 50 |

(*) Offenses are counted using the FBI Units of Count for Crime

(**) The 'Arrests' column shows arrests made for incidents during the selected period, regardless of arrest date. Arrest counts for the same period may change over time.

Tennessee Office of Inspector General - NIBRS Agency Crime Overview - 2018

| Crimes Against Society | | | | |
|------------------------------------|-----------|-----------|-----------|----------|
| Animal Cruelty | 0 | 0 | 0 | 0 |
| Drug/Narcotic Violations | 2 | 2 | 0 | 0 |
| Drug/Narcotic Equipment Violations | 0 | 0 | 0 | 0 |
| Gambling - Betting/Wagering | 0 | 0 | 0 | 0 |
| Gambling - Operating/Promoting | 0 | 0 | 0 | 0 |
| Gambling - Equipment Violations | 0 | 0 | 0 | 0 |
| Gambling - Sports Tampering | 0 | 0 | 0 | 0 |
| Pornography/Obscene Material | 0 | 0 | 0 | 0 |
| Prostitution | 0 | 0 | 0 | 0 |
| Prostitution Assisting/Promoting | 0 | 0 | 0 | 0 |
| Purchasing Prostitution | 0 | 0 | 0 | 0 |
| Weapon Law Violations | 0 | 0 | 0 | 0 |
| Total Group A Offenses | 65 | 24 | 19 | 0 |

(*) Offenses are counted using the FBI Units of Count for Crime

(**) The 'Arrests' column shows arrests made for incidents during the selected period, regardless of arrest date. Arrest counts for the same period may change over time.

Tennessee State Fire Marshal - NIBRS Agency Crime Overview - 2018

| Crimes Against Society | | | | |
|------------------------------------|----------|----------|----------|----------|
| Animal Cruelty | 0 | 0 | 0 | 0 |
| Drug/Narcotic Violations | 0 | 0 | 0 | 0 |
| Drug/Narcotic Equipment Violations | 0 | 0 | 0 | 0 |
| Gambling - Betting/Wagering | 0 | 0 | 0 | 0 |
| Gambling - Operating/Promoting | 0 | 0 | 0 | 0 |
| Gambling - Equipment Violations | 0 | 0 | 0 | 0 |
| Gambling - Sports Tampering | 0 | 0 | 0 | 0 |
| Pornography/Obscene Material | 0 | 0 | 0 | 0 |
| Prostitution | 0 | 0 | 0 | 0 |
| Prostitution Assisting/Promoting | 0 | 0 | 0 | 0 |
| Purchasing Prostitution | 0 | 0 | 0 | 0 |
| Weapon Law Violations | 0 | 0 | 0 | 0 |
| Total Group A Offenses | 2 | 0 | 0 | 0 |

(*) Offenses are counted using the FBI Units of Count for Crime

(**) The 'Arrests' column shows arrests made for incidents during the selected period, regardless of arrest date. Arrest counts for the same period may change over time.

Tri-Cities Airport Public Safety Department - NIBRS Agency Crime Overview - 2018

| 2017 Population Estimate | N/A | Offenses (*) | | Arrests (**) | |
|---------------------------------------|-----------------|--------------------------------|---------|--------------|----------|
| | | Reported | Cleared | Adult | Juvenile |
| Offense Overview | | Group A Offenses | | | |
| | | Crimes Against Persons | | | |
| Offense Total | 6 | 0 | 0 | 0 | 0 |
| Number Cleared | 3 | 0 | 0 | 0 | 0 |
| Percent Cleared | 50.00 % | 0 | 0 | 0 | 0 |
| Group A Crimes per 100,000 population | N/A | 0 | 0 | 0 | 0 |
| | | Crimes Against Property | | | |
| Arrest Overview | | | | | |
| Total Arrests | 3 | 0 | 0 | 0 | 0 |
| Adult Arrests | 3 | 0 | 0 | 0 | 0 |
| Juvenile Arrests | 0 | 0 | 0 | 0 | 0 |
| Unknown Age | 0 | 0 | 0 | 0 | 0 |
| Arrests per 100,000 population | N/A | 0 | 0 | 0 | 0 |
| Average number offenses/incident | 1.00 | 0 | 0 | 0 | 0 |
| Domestic Violence Victims | | | | | |
| Offense | Reported | Cleared | | | |
| Murder | 0 | 0 | 0 | 0 | 0 |
| Aggravated Assault | 0 | 0 | 0 | 0 | 0 |
| Simple Assault | 0 | 0 | 0 | 0 | 0 |
| Intimidation | 0 | 0 | 0 | 0 | 0 |
| Stalking | 0 | 0 | 0 | 0 | 0 |
| Forcible Rape | 0 | 0 | 0 | 0 | 0 |
| Forcible Sodomy | 0 | 0 | 0 | 0 | 0 |
| Sexual Assault W/Object | 0 | 0 | 0 | 0 | 0 |
| Forcible Fondling | 0 | 0 | 0 | 0 | 0 |
| Incest | 0 | 0 | 0 | 0 | 0 |
| Statutory Rape | 0 | 0 | 0 | 0 | 0 |
| Kidnapping/Abduction | 0 | 0 | 0 | 0 | 0 |
| Commercial Sex Acts | 0 | 0 | 0 | 0 | 0 |
| Involuntary Servitude | 0 | 0 | 0 | 0 | 0 |
| Total | 0 | 0 | 0 | 0 | 0 |
| Group B Arrests | | | | | |
| Offense | Adult | Juvenile | | | |
| Bad Checks | 0 | 0 | 0 | 0 | 0 |
| Curfew/Vagrancy | 0 | 0 | 0 | 0 | 0 |
| Disorderly Conduct | 0 | 0 | 0 | 0 | 0 |
| DUI | 0 | 0 | 3 | 0 | 0 |
| Drunkenness | 0 | 0 | 0 | 0 | 0 |
| Family-Non Violent | 0 | 0 | 0 | 0 | 0 |
| Liquor Law Violations | 0 | 0 | 0 | 0 | 0 |
| Peeping Tom | 0 | 0 | 0 | 0 | 0 |
| Runaway | 0 | 0 | 0 | 0 | 0 |
| Trespass | 0 | 0 | 0 | 0 | 0 |
| All Other Offenses | 0 | 0 | 0 | 0 | 0 |
| Total Group B | 0 | 0 | 0 | 0 | 0 |

(*) Offenses are counted using the FBI Units of Count for Crime

(**) The 'Arrests' column shows arrests made for incidents during the selected period, regardless of arrest date. Arrest counts for the same period may change over time.

This report is valid as of May 06, 2019 and is subject to change

Tri-Cities Airport Public Safety Department - NIBRS Agency Crime Overview - 2018

| Crimes Against Society | | | | |
|------------------------------------|----------|----------|----------|----------|
| Animal Cruelty | 0 | 0 | 0 | 0 |
| Drug/Narcotic Violations | 2 | 2 | 2 | 0 |
| Drug/Narcotic Equipment Violations | 0 | 0 | 0 | 0 |
| Gambling - Betting/Wagering | 0 | 0 | 0 | 0 |
| Gambling - Operating/Promoting | 0 | 0 | 0 | 0 |
| Gambling - Equipment Violations | 0 | 0 | 0 | 0 |
| Gambling - Sports Tampering | 0 | 0 | 0 | 0 |
| Pornography/Obscene Material | 0 | 0 | 0 | 0 |
| Prostitution | 0 | 0 | 0 | 0 |
| Prostitution Assisting/Promoting | 0 | 0 | 0 | 0 |
| Purchasing Prostitution | 0 | 0 | 0 | 0 |
| Weapon Law Violations | 1 | 1 | 1 | 0 |
| Total Group A Offenses | 6 | 3 | 3 | 0 |

(*) Offenses are counted using the FBI Units of Count for Crime

(**) The 'Arrests' column shows arrests made for incidents during the selected period, regardless of arrest date. Arrest counts for the same period may change over time.

TWRA-Crossville - NIBRS Agency Crime Overview - 2018

| 2017 Population Estimate | N/A | Offenses (*) | | Arrests (**) | |
|---------------------------------------|-----------------|--------------------------------|---------|--------------|----------|
| | | Reported | Cleared | Adult | Juvenile |
| Offense Overview | | Group A Offenses | | | |
| | | Crimes Against Persons | | | |
| Offense Total | 13 | 0 | 0 | 0 | 0 |
| Number Cleared | 13 | 0 | 0 | 0 | 0 |
| Percent Cleared | 100.00 % | 0 | 0 | 0 | 0 |
| Group A Crimes per 100,000 population | N/A | 0 | 0 | 0 | 0 |
| | | Crimes Against Property | | | |
| Arrest Overview | | | | | |
| Total Arrests | 25 | 0 | 0 | 0 | 0 |
| Adult Arrests | 24 | 0 | 0 | 0 | 0 |
| Juvenile Arrests | 1 | 0 | 0 | 0 | 0 |
| Unknown Age | 0 | 0 | 0 | 0 | 0 |
| Arrests per 100,000 population | N/A | 0 | 0 | 0 | 0 |
| Average number offenses/incident | 1.44 | 0 | 0 | 0 | 0 |
| Domestic Violence Victims | | | | | |
| Offense | Reported | Cleared | | | |
| Murder | 0 | 0 | 0 | 0 | 0 |
| Aggravated Assault | 0 | 0 | 0 | 0 | 0 |
| Simple Assault | 0 | 0 | 0 | 0 | 0 |
| Intimidation | 0 | 0 | 0 | 0 | 0 |
| Stalking | 0 | 0 | 0 | 0 | 0 |
| Forcible Rape | 0 | 0 | 0 | 0 | 0 |
| Forcible Sodomy | 0 | 0 | 0 | 0 | 0 |
| Sexual Assault W/Object | 0 | 0 | 0 | 0 | 0 |
| Forcible Fondling | 0 | 0 | 0 | 0 | 0 |
| Incest | 0 | 0 | 0 | 0 | 0 |
| Statutory Rape | 0 | 0 | 0 | 0 | 0 |
| Kidnapping/Abduction | 0 | 0 | 0 | 0 | 0 |
| Commercial Sex Acts | 0 | 0 | 0 | 0 | 0 |
| Involuntary Servitude | 0 | 0 | 0 | 0 | 0 |
| Total | 0 | 0 | 0 | 0 | 0 |
| Group B Arrests | | | | | |
| Offense | Adult | Juvenile | | | |
| Bad Checks | 0 | 0 | 0 | 0 | 0 |
| Curfew/Vagrancy | 0 | 0 | 0 | 0 | 0 |
| Disorderly Conduct | 0 | 0 | 0 | 0 | 0 |
| DUI | 5 | 0 | 0 | 0 | 0 |
| Drunkenness | 5 | 0 | 0 | 0 | 0 |
| Family-Non Violent | 0 | 0 | 0 | 0 | 0 |
| Liquor Law Violations | 0 | 0 | 0 | 0 | 0 |
| Peeping Tom | 0 | 0 | 0 | 0 | 0 |
| Runaway | 0 | 0 | 0 | 0 | 0 |
| Trespass | 0 | 0 | 0 | 0 | 0 |
| All Other Offenses | 6 | 0 | 0 | 0 | 0 |
| Total Group B | 16 | 0 | 0 | 0 | 0 |

(*) Offenses are counted using the FBI Units of Count for Crime

(**) The 'Arrests' column shows arrests made for incidents during the selected period, regardless of arrest date. Arrest counts for the same period may change over time.

This report is valid as of May 06, 2019 and is subject to change

TWRA-Crossville - NIBRS Agency Crime Overview - 2018

| Crimes Against Society | | | | |
|------------------------------------|-----------|-----------|----------|----------|
| Animal Cruelty | 0 | 0 | 0 | 0 |
| Drug/Narcotic Violations | 9 | 9 | 8 | 1 |
| Drug/Narcotic Equipment Violations | 4 | 4 | 0 | 0 |
| Gambling - Betting/Wagering | 0 | 0 | 0 | 0 |
| Gambling - Operating/Promoting | 0 | 0 | 0 | 0 |
| Gambling - Equipment Violations | 0 | 0 | 0 | 0 |
| Gambling - Sports Tampering | 0 | 0 | 0 | 0 |
| Pornography/Obscene Material | 0 | 0 | 0 | 0 |
| Prostitution | 0 | 0 | 0 | 0 |
| Prostitution Assisting/Promoting | 0 | 0 | 0 | 0 |
| Purchasing Prostitution | 0 | 0 | 0 | 0 |
| Weapon Law Violations | 0 | 0 | 0 | 0 |
| Total Group A Offenses | 13 | 13 | 8 | 1 |

(*) Offenses are counted using the FBI Units of Count for Crime

(**) The 'Arrests' column shows arrests made for incidents during the selected period, regardless of arrest date. Arrest counts for the same period may change over time.

TWRA-Jackson - NIBRS Agency Crime Overview - 2018

| 2017 Population Estimate | N/A | Offenses (*) | | Arrests (**) | | | |
|---------------------------------------|-----------------|----------------------------------|-----------------------------------|--------------|----------|---|---|
| | | Reported | Cleared | Adult | Juvenile | | |
| Offense Overview | | Group A Offenses | | | | | |
| Crimes Against Persons | | | | | | | |
| Offense Total | 0 | Murder | 0 | 0 | 0 | 0 | |
| Number Cleared | 0 | Negligent Manslaughter | 0 | 0 | 0 | 0 | |
| Percent Cleared | 0.00 % | Negligent Vehicular Manslaughter | 0 | 0 | 0 | 0 | |
| Group A Crimes per 100,000 population | N/A | Kidnapping/Abduction | 0 | 0 | 0 | 0 | |
| | | Forcible Rape | 0 | 0 | 0 | 0 | |
| | | Forcible Sodomy | 0 | 0 | 0 | 0 | |
| | | Sexual Assault W/Object | 0 | 0 | 0 | 0 | |
| Arrest Overview | | Forcible Fondling | 0 | 0 | 0 | 0 | |
| Total Arrests | 9 | Incest | 0 | 0 | 0 | 0 | |
| Adult Arrests | 9 | Statutory Rape | 0 | 0 | 0 | 0 | |
| Juvenile Arrests | 0 | Aggravated Assault | 0 | 0 | 0 | 0 | |
| Unknown Age | 0 | Simple Assault | 0 | 0 | 0 | 0 | |
| Arrests per 100,000 population | N/A | Intimidation | 0 | 0 | 0 | 0 | |
| | | Stalking | 0 | 0 | 0 | 0 | |
| | | Commercial Sex Acts | 0 | 0 | 0 | 0 | |
| Average number offenses/incident | 0.00 | Involuntary Servitude | 0 | 0 | 0 | 0 | |
| Domestic Violence Victims | | Crimes Against Property | | | | | |
| Offense | Reported | Cleared | | | | | |
| Murder | 0 | 0 | Arson | 0 | 0 | 0 | 0 |
| Aggravated Assault | 0 | 0 | Bribery | 0 | 0 | 0 | 0 |
| Simple Assault | 0 | 0 | Burglary | 0 | 0 | 0 | 0 |
| Intimidation | 0 | 0 | Counterfeiting/Forgery | 0 | 0 | 0 | 0 |
| Stalking | 0 | 0 | Destruction/Damage/Vandalism | 0 | 0 | 0 | 0 |
| Forcible Rape | 0 | 0 | Embezzlement | 0 | 0 | 0 | 0 |
| Forcible Sodomy | 0 | 0 | Extortion/Blackmail | 0 | 0 | 0 | 0 |
| Sexual Assault W/Object | 0 | 0 | Fraud - False Pretenses | 0 | 0 | 0 | 0 |
| Forcible Fondling | 0 | 0 | Fraud - Credit Card/ATM | 0 | 0 | 0 | 0 |
| Incest | 0 | 0 | Fraud - Impersonation | 0 | 0 | 0 | 0 |
| Statutory Rape | 0 | 0 | Fraud - Welfare | 0 | 0 | 0 | 0 |
| Kidnapping/Abduction | 0 | 0 | Fraud - Wire | 0 | 0 | 0 | 0 |
| Commercial Sex Acts | 0 | 0 | Fraud - Identity Theft | 0 | 0 | 0 | 0 |
| Involuntary Servitude | 0 | 0 | Fraud - Computer Hacking/Invasion | 0 | 0 | 0 | 0 |
| Total | 0 | 0 | Robbery | 0 | 0 | 0 | 0 |
| | | | Theft - Pocket-picking | 0 | 0 | 0 | 0 |
| | | | Theft - Purse Snatching | 0 | 0 | 0 | 0 |
| | | | Theft - Shoplifting | 0 | 0 | 0 | 0 |
| Group B Arrests | | | Theft From Building | 0 | 0 | 0 | 0 |
| Offense | Adult | Juvenile | Theft From Coin Machine | 0 | 0 | 0 | 0 |
| Bad Checks | 0 | 0 | Theft From Motor Vehicle | 0 | 0 | 0 | 0 |
| Curfew/Vagrancy | 0 | 0 | Theft of Motor Vehicle Parts | 0 | 0 | 0 | 0 |
| Disorderly Conduct | 0 | 0 | Theft - All Other Larceny | 0 | 0 | 0 | 0 |
| DUI | 3 | 0 | Motor Vehicle Theft | 0 | 0 | 0 | 0 |
| Drunkenness | 0 | 0 | Stolen Property Offenses | 0 | 0 | 0 | 0 |
| Family-Non Violent | 0 | 0 | | | | | |
| Liquor Law Violations | 3 | 0 | | | | | |
| Peeping Tom | 0 | 0 | | | | | |
| Runaway | 0 | 0 | | | | | |
| Trespass | 0 | 0 | | | | | |
| All Other Offenses | 3 | 0 | | | | | |
| Total Group B | 9 | 0 | | | | | |

(*) Offenses are counted using the FBI Units of Count for Crime

(**) The 'Arrests' column shows arrests made for incidents during the selected period, regardless of arrest date. Arrest counts for the same period may change over time.

TWRA-Jackson - NIBRS Agency Crime Overview - 2018

| Crimes Against Society | | | | |
|------------------------------------|----------|----------|----------|----------|
| Animal Cruelty | 0 | 0 | 0 | 0 |
| Drug/Narcotic Violations | 0 | 0 | 0 | 0 |
| Drug/Narcotic Equipment Violations | 0 | 0 | 0 | 0 |
| Gambling - Betting/Wagering | 0 | 0 | 0 | 0 |
| Gambling - Operating/Promoting | 0 | 0 | 0 | 0 |
| Gambling - Equipment Violations | 0 | 0 | 0 | 0 |
| Gambling - Sports Tampering | 0 | 0 | 0 | 0 |
| Pornography/Obscene Material | 0 | 0 | 0 | 0 |
| Prostitution | 0 | 0 | 0 | 0 |
| Prostitution Assisting/Promoting | 0 | 0 | 0 | 0 |
| Purchasing Prostitution | 0 | 0 | 0 | 0 |
| Weapon Law Violations | 0 | 0 | 0 | 0 |
| Total Group A Offenses | 0 | 0 | 0 | 0 |

(*) Offenses are counted using the FBI Units of Count for Crime

(**) The 'Arrests' column shows arrests made for incidents during the selected period, regardless of arrest date. Arrest counts for the same period may change over time.

TWRA-Morristown - NIBRS Agency Crime Overview - 2018

| 2017 Population Estimate | N/A | Offenses (*) | | Arrests (**) | | |
|---------------------------------------|-----------------|----------------------------------|-----------------------------------|--------------|----------|---|
| | | Reported | Cleared | Adult | Juvenile | |
| Offense Overview | | Group A Offenses | | | | |
| | | Crimes Against Persons | | | | |
| Offense Total | 75 | Murder | 0 | 0 | 0 | 0 |
| Number Cleared | 75 | Negligent Manslaughter | 0 | 0 | 0 | 0 |
| Percent Cleared | 100.00 % | Negligent Vehicular Manslaughter | 0 | 0 | 0 | 0 |
| Group A Crimes per 100,000 population | N/A | Kidnapping/Abduction | 0 | 0 | 0 | 0 |
| | | Forcible Rape | 0 | 0 | 0 | 0 |
| | | Forcible Sodomy | 0 | 0 | 0 | 0 |
| | | Sexual Assault W/Object | 0 | 0 | 0 | 0 |
| Arrest Overview | | Forcible Fondling | 0 | 0 | 0 | 0 |
| Total Arrests | 89 | Incest | 0 | 0 | 0 | 0 |
| Adult Arrests | 84 | Statutory Rape | 0 | 0 | 0 | 0 |
| Juvenile Arrests | 5 | Aggravated Assault | 0 | 0 | 0 | 0 |
| Unknown Age | 0 | Simple Assault | 0 | 0 | 0 | 0 |
| Arrests per 100,000 population | N/A | Intimidation | 0 | 0 | 0 | 0 |
| | | Stalking | 0 | 0 | 0 | 0 |
| | | Commercial Sex Acts | 0 | 0 | 0 | 0 |
| Average number offenses/incident | 1.34 | Involuntary Servitude | 0 | 0 | 0 | 0 |
| | | Crimes Against Property | | | | |
| Domestic Violence Victims | | Arson | 0 | 0 | 0 | 0 |
| Offense | Reported | Cleared | | | | |
| Murder | 0 | 0 | Bribery | 0 | 0 | 0 |
| Aggravated Assault | 0 | 0 | Burglary | 0 | 0 | 0 |
| Simple Assault | 0 | 0 | Counterfeiting/Forgery | 0 | 0 | 0 |
| Intimidation | 0 | 0 | Destruction/Damage/Vandalism | 0 | 0 | 0 |
| Stalking | 0 | 0 | Embezzlement | 0 | 0 | 0 |
| Forcible Rape | 0 | 0 | Extortion/Blackmail | 0 | 0 | 0 |
| Forcible Sodomy | 0 | 0 | Fraud - False Pretenses | 0 | 0 | 0 |
| Sexual Assault W/Object | 0 | 0 | Fraud - Credit Card/ATM | 0 | 0 | 0 |
| Forcible Fondling | 0 | 0 | Fraud - Impersonation | 0 | 0 | 0 |
| Incest | 0 | 0 | Fraud - Welfare | 0 | 0 | 0 |
| Statutory Rape | 0 | 0 | Fraud - Wire | 0 | 0 | 0 |
| Kidnapping/Abduction | 0 | 0 | Fraud - Identity Theft | 0 | 0 | 0 |
| Commercial Sex Acts | 0 | 0 | Fraud - Computer Hacking/Invasion | 0 | 0 | 0 |
| Involuntary Servitude | 0 | 0 | Robbery | 0 | 0 | 0 |
| Total | 0 | 0 | Theft - Pocket-picking | 0 | 0 | 0 |
| | | | Theft - Purse Snatching | 0 | 0 | 0 |
| Group B Arrests | | | Theft - Shoplifting | 0 | 0 | 0 |
| Offense | Adult | Juvenile | Theft From Building | 0 | 0 | 0 |
| Bad Checks | 0 | 0 | Theft From Coin Machine | 0 | 0 | 0 |
| Curfew/Vagrancy | 0 | 0 | Theft From Motor Vehicle | 0 | 0 | 0 |
| Disorderly Conduct | 0 | 0 | Theft of Motor Vehicle Parts | 0 | 0 | 0 |
| DUI | 7 | 0 | Theft - All Other Larceny | 0 | 0 | 0 |
| Drunkenness | 1 | 0 | Motor Vehicle Theft | 0 | 0 | 0 |
| Family-Non Violent | 0 | 0 | Stolen Property Offenses | 0 | 0 | 0 |
| Liquor Law Violations | 0 | 0 | | | | |
| Peeping Tom | 0 | 0 | | | | |
| Runaway | 0 | 0 | | | | |
| Trespass | 0 | 0 | | | | |
| All Other Offenses | 22 | 3 | | | | |
| Total Group B | 30 | 3 | | | | |

(*) Offenses are counted using the FBI Units of Count for Crime

(**) The 'Arrests' column shows arrests made for incidents during the selected period, regardless of arrest date. Arrest counts for the same period may change over time.

TWRA-Morristown - NIBRS Agency Crime Overview - 2018

| Crimes Against Society | | | | |
|------------------------------------|-----------|-----------|-----------|----------|
| Animal Cruelty | 0 | 0 | 0 | 0 |
| Drug/Narcotic Violations | 53 | 53 | 51 | 2 |
| Drug/Narcotic Equipment Violations | 19 | 19 | 0 | 0 |
| Gambling - Betting/Wagering | 0 | 0 | 0 | 0 |
| Gambling - Operating/Promoting | 0 | 0 | 0 | 0 |
| Gambling - Equipment Violations | 0 | 0 | 0 | 0 |
| Gambling - Sports Tampering | 0 | 0 | 0 | 0 |
| Pornography/Obscene Material | 0 | 0 | 0 | 0 |
| Prostitution | 0 | 0 | 0 | 0 |
| Prostitution Assisting/Promoting | 0 | 0 | 0 | 0 |
| Purchasing Prostitution | 0 | 0 | 0 | 0 |
| Weapon Law Violations | 3 | 3 | 3 | 0 |
| Total Group A Offenses | 75 | 75 | 54 | 2 |

(*) Offenses are counted using the FBI Units of Count for Crime

(**) The 'Arrests' column shows arrests made for incidents during the selected period, regardless of arrest date. Arrest counts for the same period may change over time.

TWRA-Nashville - NIBRS Agency Crime Overview - 2018

| 2017 Population Estimate | N/A | Offenses (*) | | Arrests (**) | | |
|---------------------------------------|-----------------|----------------------------------|-----------------------------------|--------------|----------|---|
| | | Reported | Cleared | Adult | Juvenile | |
| Offense Overview | | Group A Offenses | | | | |
| Crimes Against Persons | | | | | | |
| Offense Total | 117 | Murder | 0 | 0 | 0 | 0 |
| Number Cleared | 115 | Negligent Manslaughter | 0 | 0 | 0 | 0 |
| Percent Cleared | 98.29 % | Negligent Vehicular Manslaughter | 0 | 0 | 0 | 0 |
| Group A Crimes per 100,000 population | N/A | Kidnapping/Abduction | 0 | 0 | 0 | 0 |
| | | Forcible Rape | 0 | 0 | 0 | 0 |
| | | Forcible Sodomy | 0 | 0 | 0 | 0 |
| | | Sexual Assault W/Object | 0 | 0 | 0 | 0 |
| | | Forcible Fondling | 0 | 0 | 0 | 0 |
| Arrest Overview | | Incest | 0 | 0 | 0 | 0 |
| Total Arrests | 119 | Statutory Rape | 0 | 0 | 0 | 0 |
| Adult Arrests | 116 | Aggravated Assault | 0 | 0 | 0 | 0 |
| Juvenile Arrests | 3 | Simple Assault | 1 | 0 | 0 | 0 |
| Unknown Age | 0 | Intimidation | 0 | 0 | 0 | 0 |
| Arrests per 100,000 population | N/A | Stalking | 0 | 0 | 0 | 0 |
| | | Commercial Sex Acts | 0 | 0 | 0 | 0 |
| Average number offenses/incident | 1.33 | Involuntary Servitude | 0 | 0 | 0 | 0 |
| Domestic Violence Victims | | Crimes Against Property | | | | |
| Offense | Reported | Cleared | | | | |
| Murder | 0 | 0 | Arson | 0 | 0 | 0 |
| Aggravated Assault | 0 | 0 | Bribery | 0 | 0 | 0 |
| Simple Assault | 1 | 0 | Burglary | 0 | 0 | 0 |
| Intimidation | 0 | 0 | Counterfeiting/Forgery | 0 | 0 | 0 |
| Stalking | 0 | 0 | Destruction/Damage/Vandalism | 0 | 0 | 0 |
| Forcible Rape | 0 | 0 | Embezzlement | 0 | 0 | 0 |
| Forcible Sodomy | 0 | 0 | Extortion/Blackmail | 0 | 0 | 0 |
| Sexual Assault W/Object | 0 | 0 | Fraud - False Pretenses | 0 | 0 | 0 |
| Forcible Fondling | 0 | 0 | Fraud - Credit Card/ATM | 0 | 0 | 0 |
| Incest | 0 | 0 | Fraud - Impersonation | 0 | 0 | 0 |
| Statutory Rape | 0 | 0 | Fraud - Welfare | 0 | 0 | 0 |
| Kidnapping/Abduction | 0 | 0 | Fraud - Wire | 0 | 0 | 0 |
| Commercial Sex Acts | 0 | 0 | Fraud - Identity Theft | 0 | 0 | 0 |
| Involuntary Servitude | 0 | 0 | Fraud - Computer Hacking/Invasion | 0 | 0 | 0 |
| Total | 1 | 0 | Robbery | 0 | 0 | 0 |
| | | | Theft - Pocket-picking | 0 | 0 | 0 |
| | | | Theft - Purse Snatching | 0 | 0 | 0 |
| | | | Theft - Shoplifting | 0 | 0 | 0 |
| Group B Arrests | | | Theft From Building | 0 | 0 | 0 |
| Offense | Adult | Juvenile | Theft From Coin Machine | 0 | 0 | 0 |
| Bad Checks | 0 | 0 | Theft From Motor Vehicle | 0 | 0 | 0 |
| Curfew/Vagrancy | 0 | 0 | Theft of Motor Vehicle Parts | 0 | 0 | 0 |
| Disorderly Conduct | 0 | 0 | Theft - All Other Larceny | 0 | 0 | 0 |
| DUI | 5 | 0 | Motor Vehicle Theft | 0 | 0 | 0 |
| Drunkenness | 0 | 0 | Stolen Property Offenses | 0 | 0 | 0 |
| Family-Non Violent | 0 | 0 | | | | |
| Liquor Law Violations | 0 | 0 | | | | |
| Peeping Tom | 0 | 0 | | | | |
| Runaway | 0 | 0 | | | | |
| Trespass | 0 | 0 | | | | |
| All Other Offenses | 26 | 2 | | | | |
| Total Group B | 31 | 2 | | | | |

(*) Offenses are counted using the FBI Units of Count for Crime

(**) The 'Arrests' column shows arrests made for incidents during the selected period, regardless of arrest date. Arrest counts for the same period may change over time.

TWRA-Nashville - NIBRS Agency Crime Overview - 2018

| Crimes Against Society | | | | |
|------------------------------------|------------|------------|-----------|----------|
| Animal Cruelty | 0 | 0 | 0 | 0 |
| Drug/Narcotic Violations | 87 | 86 | 85 | 1 |
| Drug/Narcotic Equipment Violations | 29 | 29 | 0 | 0 |
| Gambling - Betting/Wagering | 0 | 0 | 0 | 0 |
| Gambling - Operating/Promoting | 0 | 0 | 0 | 0 |
| Gambling - Equipment Violations | 0 | 0 | 0 | 0 |
| Gambling - Sports Tampering | 0 | 0 | 0 | 0 |
| Pornography/Obscene Material | 0 | 0 | 0 | 0 |
| Prostitution | 0 | 0 | 0 | 0 |
| Prostitution Assisting/Promoting | 0 | 0 | 0 | 0 |
| Purchasing Prostitution | 0 | 0 | 0 | 0 |
| Weapon Law Violations | 0 | 0 | 0 | 0 |
| Total Group A Offenses | 117 | 115 | 85 | 1 |

(*) Offenses are counted using the FBI Units of Count for Crime

(**) The 'Arrests' column shows arrests made for incidents during the selected period, regardless of arrest date. Arrest counts for the same period may change over time.

West Tennessee Violent Crimes Task Force - NIBRS Agency Crime Overview - 2018

| 2017 Population Estimate | N/A | Offenses (*) | | Arrests (**) | | | |
|---------------------------------------|-----------------|----------------------------------|-----------------------------------|--------------|----------|---|---|
| | | Reported | Cleared | Adult | Juvenile | | |
| Offense Overview | | Group A Offenses | | | | | |
| | | Crimes Against Persons | | | | | |
| Offense Total | 66 | Murder | 0 | 0 | 0 | 0 | |
| Number Cleared | 65 | Negligent Manslaughter | 0 | 0 | 0 | 0 | |
| Percent Cleared | 98.48 % | Negligent Vehicular Manslaughter | 0 | 0 | 0 | 0 | |
| Group A Crimes per 100,000 population | N/A | Kidnapping/Abduction | 0 | 0 | 0 | 0 | |
| | | Forcible Rape | 0 | 0 | 0 | 0 | |
| | | Forcible Sodomy | 0 | 0 | 0 | 0 | |
| | | Sexual Assault W/Object | 0 | 0 | 0 | 0 | |
| Arrest Overview | | Forcible Fondling | 0 | 0 | 0 | 0 | |
| Total Arrests | 62 | Incest | 0 | 0 | 0 | 0 | |
| Adult Arrests | 61 | Statutory Rape | 0 | 0 | 0 | 0 | |
| Juvenile Arrests | 1 | Aggravated Assault | 0 | 0 | 0 | 0 | |
| Unknown Age | 0 | Simple Assault | 2 | 2 | 0 | 0 | |
| Arrests per 100,000 population | N/A | Intimidation | 0 | 0 | 0 | 0 | |
| | | Stalking | 0 | 0 | 0 | 0 | |
| | | Commercial Sex Acts | 0 | 0 | 0 | 0 | |
| Average number offenses/incident | 1.65 | Involuntary Servitude | 0 | 0 | 0 | 0 | |
| Domestic Violence Victims | | Crimes Against Property | | | | | |
| Offense | Reported | Cleared | Arson | 0 | 0 | 0 | 0 |
| Murder | 0 | 0 | Bribery | 0 | 0 | 0 | 0 |
| Aggravated Assault | 0 | 0 | Burglary | 0 | 0 | 0 | 0 |
| Simple Assault | 0 | 0 | Counterfeiting/Forgery | 0 | 0 | 0 | 0 |
| Intimidation | 0 | 0 | Destruction/Damage/Vandalism | 0 | 0 | 0 | 0 |
| Stalking | 0 | 0 | Embezzlement | 0 | 0 | 0 | 0 |
| Forcible Rape | 0 | 0 | Extortion/Blackmail | 0 | 0 | 0 | 0 |
| Forcible Sodomy | 0 | 0 | Fraud - False Pretenses | 0 | 0 | 0 | 0 |
| Sexual Assault W/Object | 0 | 0 | Fraud - Credit Card/ATM | 0 | 0 | 0 | 0 |
| Forcible Fondling | 0 | 0 | Fraud - Impersonation | 0 | 0 | 0 | 0 |
| Incest | 0 | 0 | Fraud - Welfare | 0 | 0 | 0 | 0 |
| Statutory Rape | 0 | 0 | Fraud - Wire | 0 | 0 | 0 | 0 |
| Kidnapping/Abduction | 0 | 0 | Fraud - Identity Theft | 0 | 0 | 0 | 0 |
| Commercial Sex Acts | 0 | 0 | Fraud - Computer Hacking/Invasion | 0 | 0 | 0 | 0 |
| Involuntary Servitude | 0 | 0 | Robbery | 0 | 0 | 0 | 0 |
| Total | 0 | 0 | Theft - Pocket-picking | 0 | 0 | 0 | 0 |
| | | | Theft - Purse Snatching | 0 | 0 | 0 | 0 |
| Group B Arrests | | | Theft - Shoplifting | 0 | 0 | 0 | 0 |
| Offense | Adult | Juvenile | Theft From Building | 0 | 0 | 0 | 0 |
| Bad Checks | 0 | 0 | Theft From Coin Machine | 0 | 0 | 0 | 0 |
| Curfew/Vagrancy | 0 | 0 | Theft From Motor Vehicle | 0 | 0 | 0 | 0 |
| Disorderly Conduct | 0 | 0 | Theft of Motor Vehicle Parts | 0 | 0 | 0 | 0 |
| DUI | 1 | 0 | Theft - All Other Larceny | 0 | 0 | 0 | 0 |
| Drunkenness | 0 | 0 | Motor Vehicle Theft | 0 | 0 | 0 | 0 |
| Family-Non Violent | 0 | 0 | Stolen Property Offenses | 0 | 0 | 0 | 0 |
| Liquor Law Violations | 0 | 0 | | | | | |
| Peeping Tom | 0 | 0 | | | | | |
| Runaway | 0 | 0 | | | | | |
| Trespass | 0 | 0 | | | | | |
| All Other Offenses | 4 | 0 | | | | | |
| Total Group B | 5 | 0 | | | | | |

(*) Offenses are counted using the FBI Units of Count for Crime

(**) The 'Arrests' column shows arrests made for incidents during the selected period, regardless of arrest date. Arrest counts for the same period may change over time.

This report is valid as of May 06, 2019 and is subject to change

West Tennessee Violent Crimes Task Force - NIBRS Agency Crime Overview - 2018

| Crimes Against Society | | | | |
|------------------------------------|-----------|-----------|-----------|----------|
| Animal Cruelty | 0 | 0 | 0 | 0 |
| Drug/Narcotic Violations | 38 | 38 | 52 | 1 |
| Drug/Narcotic Equipment Violations | 22 | 21 | 0 | 0 |
| Gambling - Betting/Wagering | 0 | 0 | 0 | 0 |
| Gambling - Operating/Promoting | 0 | 0 | 0 | 0 |
| Gambling - Equipment Violations | 0 | 0 | 0 | 0 |
| Gambling - Sports Tampering | 0 | 0 | 0 | 0 |
| Pornography/Obscene Material | 0 | 0 | 0 | 0 |
| Prostitution | 0 | 0 | 0 | 0 |
| Prostitution Assisting/Promoting | 0 | 0 | 0 | 0 |
| Purchasing Prostitution | 0 | 0 | 0 | 0 |
| Weapon Law Violations | 4 | 4 | 4 | 0 |
| Total Group A Offenses | 66 | 65 | 56 | 1 |

(*) Offenses are counted using the FBI Units of Count for Crime

(**) The 'Arrests' column shows arrests made for incidents during the selected period, regardless of arrest date. Arrest counts for the same period may change over time.

REPORT CARD



**CRIME IN
TENNESSEE**
2018

**STATE
PARKS**

Bicentennial Capitol Mall State Park - NIBRS Agency Crime Overview - 2018

| 2017 Population Estimate | N/A | Offenses (*) | | Arrests (**) | |
|---------------------------------------|-----------------|--------------------------------|---------|--------------|----------|
| | | Reported | Cleared | Adult | Juvenile |
| Offense Overview | | Group A Offenses | | | |
| | | Crimes Against Persons | | | |
| Offense Total | 5 | 0 | 0 | 0 | 0 |
| Number Cleared | 2 | 0 | 0 | 0 | 0 |
| Percent Cleared | 40.00 % | 0 | 0 | 0 | 0 |
| Group A Crimes per 100,000 population | N/A | 0 | 0 | 0 | 0 |
| | | Crimes Against Property | | | |
| | | Crimes Against Persons | | | |
| | | Crimes Against Property | | | |
| Arrest Overview | | | | | |
| Total Arrests | 3 | 0 | 0 | 0 | 0 |
| Adult Arrests | 3 | 0 | 0 | 0 | 0 |
| Juvenile Arrests | 0 | 0 | 0 | 0 | 0 |
| Unknown Age | 0 | 0 | 0 | 0 | 0 |
| Arrests per 100,000 population | N/A | 0 | 0 | 0 | 0 |
| Average number offenses/incident | 1.67 | 0 | 0 | 0 | 0 |
| Domestic Violence Victims | | | | | |
| Offense | Reported | Cleared | | | |
| Murder | 0 | 0 | 0 | 0 | 0 |
| Aggravated Assault | 0 | 0 | 0 | 0 | 0 |
| Simple Assault | 0 | 0 | 0 | 0 | 0 |
| Intimidation | 0 | 0 | 0 | 0 | 0 |
| Stalking | 0 | 0 | 0 | 0 | 0 |
| Forcible Rape | 0 | 0 | 0 | 0 | 0 |
| Forcible Sodomy | 0 | 0 | 0 | 0 | 0 |
| Sexual Assault W/Object | 0 | 0 | 0 | 0 | 0 |
| Forcible Fondling | 0 | 0 | 0 | 0 | 0 |
| Incest | 0 | 0 | 0 | 0 | 0 |
| Statutory Rape | 0 | 0 | 0 | 0 | 0 |
| Kidnapping/Abduction | 0 | 0 | 0 | 0 | 0 |
| Commercial Sex Acts | 0 | 0 | 0 | 0 | 0 |
| Involuntary Servitude | 0 | 0 | 0 | 0 | 0 |
| Total | 0 | 0 | | | |
| Group B Arrests | | | | | |
| Offense | Adult | Juvenile | | | |
| Bad Checks | 0 | 0 | 0 | 0 | 0 |
| Curfew/Vagrancy | 0 | 0 | 0 | 0 | 0 |
| Disorderly Conduct | 0 | 0 | 0 | 0 | 0 |
| DUI | 0 | 0 | 0 | 0 | 0 |
| Drunkenness | 1 | 0 | 0 | 0 | 0 |
| Family-Non Violent | 0 | 0 | 0 | 0 | 0 |
| Liquor Law Violations | 0 | 0 | 0 | 0 | 0 |
| Peeping Tom | 0 | 0 | 0 | 0 | 0 |
| Runaway | 0 | 0 | 0 | 0 | 0 |
| Trespass | 0 | 0 | 0 | 0 | 0 |
| All Other Offenses | 1 | 0 | 0 | 0 | 0 |
| Total Group B | 2 | 0 | | | |

(*) Offenses are counted using the FBI Units of Count for Crime

(**) The 'Arrests' column shows arrests made for incidents during the selected period, regardless of arrest date. Arrest counts for the same period may change over time.

This report is valid as of May 06, 2019 and is subject to change

Bicentennial Capitol Mall State Park - NIBRS Agency Crime Overview - 2018

| Crimes Against Society | | | | |
|------------------------------------|----------|----------|----------|----------|
| Animal Cruelty | 0 | 0 | 0 | 0 |
| Drug/Narcotic Violations | 2 | 1 | 1 | 0 |
| Drug/Narcotic Equipment Violations | 2 | 1 | 0 | 0 |
| Gambling - Betting/Wagering | 0 | 0 | 0 | 0 |
| Gambling - Operating/Promoting | 0 | 0 | 0 | 0 |
| Gambling - Equipment Violations | 0 | 0 | 0 | 0 |
| Gambling - Sports Tampering | 0 | 0 | 0 | 0 |
| Pornography/Obscene Material | 0 | 0 | 0 | 0 |
| Prostitution | 0 | 0 | 0 | 0 |
| Prostitution Assisting/Promoting | 0 | 0 | 0 | 0 |
| Purchasing Prostitution | 0 | 0 | 0 | 0 |
| Weapon Law Violations | 0 | 0 | 0 | 0 |
| Total Group A Offenses | 5 | 2 | 1 | 0 |

(*) Offenses are counted using the FBI Units of Count for Crime

(**) The 'Arrests' column shows arrests made for incidents during the selected period, regardless of arrest date. Arrest counts for the same period may change over time.

Big Hill Pond State Park - NIBRS Agency Crime Overview - 2018

| 2017 Population Estimate | N/A | Offenses (*) | | Arrests (**) | |
|---------------------------------------|-----------------|--------------------------------|---------|--------------|----------|
| | | Reported | Cleared | Adult | Juvenile |
| Offense Overview | | Group A Offenses | | | |
| | | Crimes Against Persons | | | |
| Offense Total | 0 | 0 | 0 | 0 | 0 |
| Number Cleared | 0 | 0 | 0 | 0 | 0 |
| Percent Cleared | 0.00 % | 0 | 0 | 0 | 0 |
| Group A Crimes per 100,000 population | N/A | 0 | 0 | 0 | 0 |
| | | Crimes Against Property | | | |
| Arrest Overview | | | | | |
| Total Arrests | 0 | 0 | 0 | 0 | 0 |
| Adult Arrests | 0 | 0 | 0 | 0 | 0 |
| Juvenile Arrests | 0 | 0 | 0 | 0 | 0 |
| Unknown Age | 0 | 0 | 0 | 0 | 0 |
| Arrests per 100,000 population | N/A | 0 | 0 | 0 | 0 |
| Average number offenses/incident | 0.00 | 0 | 0 | 0 | 0 |
| Domestic Violence Victims | | | | | |
| Offense | Reported | Cleared | | | |
| Murder | 0 | 0 | 0 | 0 | 0 |
| Aggravated Assault | 0 | 0 | 0 | 0 | 0 |
| Simple Assault | 0 | 0 | 0 | 0 | 0 |
| Intimidation | 0 | 0 | 0 | 0 | 0 |
| Stalking | 0 | 0 | 0 | 0 | 0 |
| Forcible Rape | 0 | 0 | 0 | 0 | 0 |
| Forcible Sodomy | 0 | 0 | 0 | 0 | 0 |
| Sexual Assault W/Object | 0 | 0 | 0 | 0 | 0 |
| Forcible Fondling | 0 | 0 | 0 | 0 | 0 |
| Incest | 0 | 0 | 0 | 0 | 0 |
| Statutory Rape | 0 | 0 | 0 | 0 | 0 |
| Kidnapping/Abduction | 0 | 0 | 0 | 0 | 0 |
| Commercial Sex Acts | 0 | 0 | 0 | 0 | 0 |
| Involuntary Servitude | 0 | 0 | 0 | 0 | 0 |
| Total | 0 | 0 | 0 | 0 | 0 |
| Group B Arrests | | | | | |
| Offense | Adult | Juvenile | | | |
| Bad Checks | 0 | 0 | 0 | 0 | 0 |
| Curfew/Vagrancy | 0 | 0 | 0 | 0 | 0 |
| Disorderly Conduct | 0 | 0 | 0 | 0 | 0 |
| DUI | 0 | 0 | 0 | 0 | 0 |
| Drunkenness | 0 | 0 | 0 | 0 | 0 |
| Family-Non Violent | 0 | 0 | 0 | 0 | 0 |
| Liquor Law Violations | 0 | 0 | 0 | 0 | 0 |
| Peeping Tom | 0 | 0 | 0 | 0 | 0 |
| Runaway | 0 | 0 | 0 | 0 | 0 |
| Trespass | 0 | 0 | 0 | 0 | 0 |
| All Other Offenses | 0 | 0 | 0 | 0 | 0 |
| Total Group B | 0 | 0 | 0 | 0 | 0 |

(*) Offenses are counted using the FBI Units of Count for Crime

(**) The 'Arrests' column shows arrests made for incidents during the selected period, regardless of arrest date. Arrest counts for the same period may change over time.

Big Hill Pond State Park - NIBRS Agency Crime Overview - 2018

| Crimes Against Society | | | | |
|------------------------------------|----------|----------|----------|----------|
| Animal Cruelty | 0 | 0 | 0 | 0 |
| Drug/Narcotic Violations | 0 | 0 | 0 | 0 |
| Drug/Narcotic Equipment Violations | 0 | 0 | 0 | 0 |
| Gambling - Betting/Wagering | 0 | 0 | 0 | 0 |
| Gambling - Operating/Promoting | 0 | 0 | 0 | 0 |
| Gambling - Equipment Violations | 0 | 0 | 0 | 0 |
| Gambling - Sports Tampering | 0 | 0 | 0 | 0 |
| Pornography/Obscene Material | 0 | 0 | 0 | 0 |
| Prostitution | 0 | 0 | 0 | 0 |
| Prostitution Assisting/Promoting | 0 | 0 | 0 | 0 |
| Purchasing Prostitution | 0 | 0 | 0 | 0 |
| Weapon Law Violations | 0 | 0 | 0 | 0 |
| Total Group A Offenses | 0 | 0 | 0 | 0 |

(*) Offenses are counted using the FBI Units of Count for Crime

(**) The 'Arrests' column shows arrests made for incidents during the selected period, regardless of arrest date. Arrest counts for the same period may change over time.

This report is valid as of May 06, 2019 and is subject to change

Big Ridge State Park - NIBRS Agency Crime Overview - 2018

| 2017 Population Estimate | N/A | Offenses (*) | | Arrests (**) | |
|---------------------------------------|-----------------|--------------------------------|---------|--------------|----------|
| | | Reported | Cleared | Adult | Juvenile |
| Offense Overview | | Group A Offenses | | | |
| | | Crimes Against Persons | | | |
| Offense Total | 1 | 0 | 0 | 0 | 0 |
| Number Cleared | 0 | 0 | 0 | 0 | 0 |
| Percent Cleared | 0.00 % | 0 | 0 | 0 | 0 |
| Group A Crimes per 100,000 population | N/A | 0 | 0 | 0 | 0 |
| | | Crimes Against Property | | | |
| Arrest Overview | | | | | |
| Total Arrests | 0 | 0 | 0 | 0 | 0 |
| Adult Arrests | 0 | 0 | 0 | 0 | 0 |
| Juvenile Arrests | 0 | 0 | 0 | 0 | 0 |
| Unknown Age | 0 | 0 | 0 | 0 | 0 |
| Arrests per 100,000 population | N/A | 0 | 0 | 0 | 0 |
| Average number offenses/incident | 1.00 | 0 | 0 | 0 | 0 |
| Domestic Violence Victims | | | | | |
| Offense | Reported | Cleared | | | |
| Murder | 0 | 0 | 0 | 0 | 0 |
| Aggravated Assault | 0 | 0 | 0 | 0 | 0 |
| Simple Assault | 0 | 0 | 0 | 0 | 0 |
| Intimidation | 0 | 0 | 0 | 0 | 0 |
| Stalking | 0 | 0 | 0 | 0 | 0 |
| Forcible Rape | 0 | 0 | 0 | 0 | 0 |
| Forcible Sodomy | 0 | 0 | 0 | 0 | 0 |
| Sexual Assault W/Object | 0 | 0 | 0 | 0 | 0 |
| Forcible Fondling | 0 | 0 | 0 | 0 | 0 |
| Incest | 0 | 0 | 0 | 0 | 0 |
| Statutory Rape | 0 | 0 | 0 | 0 | 0 |
| Kidnapping/Abduction | 0 | 0 | 0 | 0 | 0 |
| Commercial Sex Acts | 0 | 0 | 0 | 0 | 0 |
| Involuntary Servitude | 0 | 0 | 0 | 0 | 0 |
| Total | 0 | 0 | | | |
| Group B Arrests | | | | | |
| Offense | Adult | Juvenile | | | |
| Bad Checks | 0 | 0 | 0 | 0 | 0 |
| Curfew/Vagrancy | 0 | 0 | 0 | 0 | 0 |
| Disorderly Conduct | 0 | 0 | 0 | 0 | 0 |
| DUI | 0 | 0 | 0 | 0 | 0 |
| Drunkenness | 0 | 0 | 0 | 0 | 0 |
| Family-Non Violent | 0 | 0 | 0 | 0 | 0 |
| Liquor Law Violations | 0 | 0 | 0 | 0 | 0 |
| Peeping Tom | 0 | 0 | 0 | 0 | 0 |
| Runaway | 0 | 0 | 0 | 0 | 0 |
| Trespass | 0 | 0 | 0 | 0 | 0 |
| All Other Offenses | 0 | 0 | 0 | 0 | 0 |
| Total Group B | 0 | 0 | | | |

(*) Offenses are counted using the FBI Units of Count for Crime

(**) The 'Arrests' column shows arrests made for incidents during the selected period, regardless of arrest date. Arrest counts for the same period may change over time.

Big Ridge State Park - NIBRS Agency Crime Overview - 2018

| Crimes Against Society | | | | |
|------------------------------------|----------|----------|----------|----------|
| Animal Cruelty | 0 | 0 | 0 | 0 |
| Drug/Narcotic Violations | 0 | 0 | 0 | 0 |
| Drug/Narcotic Equipment Violations | 0 | 0 | 0 | 0 |
| Gambling - Betting/Wagering | 0 | 0 | 0 | 0 |
| Gambling - Operating/Promoting | 0 | 0 | 0 | 0 |
| Gambling - Equipment Violations | 0 | 0 | 0 | 0 |
| Gambling - Sports Tampering | 0 | 0 | 0 | 0 |
| Pornography/Obscene Material | 0 | 0 | 0 | 0 |
| Prostitution | 0 | 0 | 0 | 0 |
| Prostitution Assisting/Promoting | 0 | 0 | 0 | 0 |
| Purchasing Prostitution | 0 | 0 | 0 | 0 |
| Weapon Law Violations | 0 | 0 | 0 | 0 |
| Total Group A Offenses | 1 | 0 | 0 | 0 |

(*) Offenses are counted using the FBI Units of Count for Crime

(**) The 'Arrests' column shows arrests made for incidents during the selected period, regardless of arrest date. Arrest counts for the same period may change over time.

Bledsoe Creek State Park - NIBRS Agency Crime Overview - 2018

| 2017 Population Estimate | N/A | Offenses (*) | | Arrests (**) | |
|---------------------------------------|-----------------|--------------------------------|---------|--------------|----------|
| | | Reported | Cleared | Adult | Juvenile |
| Offense Overview | | Group A Offenses | | | |
| | | Crimes Against Persons | | | |
| Offense Total | 3 | 0 | 0 | 0 | 0 |
| Number Cleared | 0 | 0 | 0 | 0 | 0 |
| Percent Cleared | 0.00 % | 0 | 0 | 0 | 0 |
| Group A Crimes per 100,000 population | N/A | 0 | 0 | 0 | 0 |
| | | Crimes Against Property | | | |
| Arrest Overview | | | | | |
| Total Arrests | 0 | 0 | 0 | 0 | 0 |
| Adult Arrests | 0 | 0 | 0 | 0 | 0 |
| Juvenile Arrests | 0 | 0 | 0 | 0 | 0 |
| Unknown Age | 0 | 0 | 0 | 0 | 0 |
| Arrests per 100,000 population | N/A | 0 | 0 | 0 | 0 |
| Average number offenses/incident | 1.00 | 0 | 0 | 0 | 0 |
| Domestic Violence Victims | | | | | |
| Offense | Reported | Cleared | | | |
| Murder | 0 | 0 | 0 | 0 | 0 |
| Aggravated Assault | 0 | 0 | 0 | 0 | 0 |
| Simple Assault | 0 | 0 | 0 | 0 | 0 |
| Intimidation | 0 | 0 | 0 | 0 | 0 |
| Stalking | 0 | 0 | 0 | 0 | 0 |
| Forcible Rape | 0 | 0 | 0 | 0 | 0 |
| Forcible Sodomy | 0 | 0 | 0 | 0 | 0 |
| Sexual Assault W/Object | 0 | 0 | 0 | 0 | 0 |
| Forcible Fondling | 0 | 0 | 0 | 0 | 0 |
| Incest | 0 | 0 | 0 | 0 | 0 |
| Statutory Rape | 0 | 0 | 0 | 0 | 0 |
| Kidnapping/Abduction | 0 | 0 | 0 | 0 | 0 |
| Commercial Sex Acts | 0 | 0 | 0 | 0 | 0 |
| Involuntary Servitude | 0 | 0 | 0 | 0 | 0 |
| Total | 0 | 0 | 0 | 0 | 0 |
| Group B Arrests | | | | | |
| Offense | Adult | Juvenile | | | |
| Bad Checks | 0 | 0 | 0 | 0 | 0 |
| Curfew/Vagrancy | 0 | 0 | 0 | 0 | 0 |
| Disorderly Conduct | 0 | 0 | 0 | 0 | 0 |
| DUI | 0 | 0 | 0 | 0 | 0 |
| Drunkenness | 0 | 0 | 0 | 0 | 0 |
| Family-Non Violent | 0 | 0 | 0 | 0 | 0 |
| Liquor Law Violations | 0 | 0 | 0 | 0 | 0 |
| Peeping Tom | 0 | 0 | 0 | 0 | 0 |
| Runaway | 0 | 0 | 0 | 0 | 0 |
| Trespass | 0 | 0 | 0 | 0 | 0 |
| All Other Offenses | 0 | 0 | 0 | 0 | 0 |
| Total Group B | 0 | 0 | 0 | 0 | 0 |

(*) Offenses are counted using the FBI Units of Count for Crime

(**) The 'Arrests' column shows arrests made for incidents during the selected period, regardless of arrest date. Arrest counts for the same period may change over time.

This report is valid as of May 06, 2019 and is subject to change

Bledsoe Creek State Park - NIBRS Agency Crime Overview - 2018

| Crimes Against Society | | | | |
|------------------------------------|----------|----------|----------|----------|
| Animal Cruelty | 0 | 0 | 0 | 0 |
| Drug/Narcotic Violations | 0 | 0 | 0 | 0 |
| Drug/Narcotic Equipment Violations | 0 | 0 | 0 | 0 |
| Gambling - Betting/Wagering | 0 | 0 | 0 | 0 |
| Gambling - Operating/Promoting | 0 | 0 | 0 | 0 |
| Gambling - Equipment Violations | 0 | 0 | 0 | 0 |
| Gambling - Sports Tampering | 0 | 0 | 0 | 0 |
| Pornography/Obscene Material | 0 | 0 | 0 | 0 |
| Prostitution | 0 | 0 | 0 | 0 |
| Prostitution Assisting/Promoting | 0 | 0 | 0 | 0 |
| Purchasing Prostitution | 0 | 0 | 0 | 0 |
| Weapon Law Violations | 0 | 0 | 0 | 0 |
| Total Group A Offenses | 3 | 0 | 0 | 0 |

(*) Offenses are counted using the FBI Units of Count for Crime

(**) The 'Arrests' column shows arrests made for incidents during the selected period, regardless of arrest date. Arrest counts for the same period may change over time.

This report is valid as of May 06, 2019 and is subject to change

Booker T. Washington State Park - NIBRS Agency Crime Overview - 2018

| 2017 Population Estimate | N/A | Offenses (*) | | Arrests (**) | |
|---------------------------------------|-----------------|--------------------------------|---------|--------------|----------|
| | | Reported | Cleared | Adult | Juvenile |
| Offense Overview | | Group A Offenses | | | |
| | | Crimes Against Persons | | | |
| Offense Total | 1 | 0 | 0 | 0 | 0 |
| Number Cleared | 0 | 0 | 0 | 0 | 0 |
| Percent Cleared | 0.00 % | 0 | 0 | 0 | 0 |
| Group A Crimes per 100,000 population | N/A | 0 | 0 | 0 | 0 |
| | | Crimes Against Property | | | |
| | | Crimes Against Persons | | | |
| | | Crimes Against Property | | | |
| Arrest Overview | | | | | |
| Total Arrests | 0 | 0 | 0 | 0 | 0 |
| Adult Arrests | 0 | 0 | 0 | 0 | 0 |
| Juvenile Arrests | 0 | 0 | 0 | 0 | 0 |
| Unknown Age | 0 | 0 | 0 | 0 | 0 |
| Arrests per 100,000 population | N/A | 0 | 0 | 0 | 0 |
| Average number offenses/incident | 1.00 | 0 | 0 | 0 | 0 |
| Domestic Violence Victims | | | | | |
| Offense | Reported | Cleared | | | |
| Murder | 0 | 0 | 0 | 0 | 0 |
| Aggravated Assault | 0 | 0 | 0 | 0 | 0 |
| Simple Assault | 0 | 0 | 0 | 0 | 0 |
| Intimidation | 0 | 0 | 0 | 0 | 0 |
| Stalking | 0 | 0 | 0 | 0 | 0 |
| Forcible Rape | 0 | 0 | 0 | 0 | 0 |
| Forcible Sodomy | 0 | 0 | 0 | 0 | 0 |
| Sexual Assault W/Object | 0 | 0 | 0 | 0 | 0 |
| Forcible Fondling | 0 | 0 | 0 | 0 | 0 |
| Incest | 0 | 0 | 0 | 0 | 0 |
| Statutory Rape | 0 | 0 | 0 | 0 | 0 |
| Kidnapping/Abduction | 0 | 0 | 0 | 0 | 0 |
| Commercial Sex Acts | 0 | 0 | 0 | 0 | 0 |
| Involuntary Servitude | 0 | 0 | 0 | 0 | 0 |
| Total | 0 | 0 | 0 | 0 | 0 |
| Group B Arrests | | | | | |
| Offense | Adult | Juvenile | | | |
| Bad Checks | 0 | 0 | 0 | 0 | 0 |
| Curfew/Vagrancy | 0 | 0 | 0 | 0 | 0 |
| Disorderly Conduct | 0 | 0 | 0 | 0 | 0 |
| DUI | 0 | 0 | 0 | 0 | 0 |
| Drunkenness | 0 | 0 | 0 | 0 | 0 |
| Family-Non Violent | 0 | 0 | 0 | 0 | 0 |
| Liquor Law Violations | 0 | 0 | 0 | 0 | 0 |
| Peeping Tom | 0 | 0 | 0 | 0 | 0 |
| Runaway | 0 | 0 | 0 | 0 | 0 |
| Trespass | 0 | 0 | 0 | 0 | 0 |
| All Other Offenses | 0 | 0 | 0 | 0 | 0 |
| Total Group B | 0 | 0 | 0 | 0 | 0 |

(*) Offenses are counted using the FBI Units of Count for Crime

(**) The 'Arrests' column shows arrests made for incidents during the selected period, regardless of arrest date. Arrest counts for the same period may change over time.

This report is valid as of May 06, 2019 and is subject to change

Booker T. Washington State Park - NIBRS Agency Crime Overview - 2018

| Crimes Against Society | | | | |
|------------------------------------|----------|----------|----------|----------|
| Animal Cruelty | 0 | 0 | 0 | 0 |
| Drug/Narcotic Violations | 0 | 0 | 0 | 0 |
| Drug/Narcotic Equipment Violations | 0 | 0 | 0 | 0 |
| Gambling - Betting/Wagering | 0 | 0 | 0 | 0 |
| Gambling - Operating/Promoting | 0 | 0 | 0 | 0 |
| Gambling - Equipment Violations | 0 | 0 | 0 | 0 |
| Gambling - Sports Tampering | 0 | 0 | 0 | 0 |
| Pornography/Obscene Material | 0 | 0 | 0 | 0 |
| Prostitution | 0 | 0 | 0 | 0 |
| Prostitution Assisting/Promoting | 0 | 0 | 0 | 0 |
| Purchasing Prostitution | 0 | 0 | 0 | 0 |
| Weapon Law Violations | 0 | 0 | 0 | 0 |
| Total Group A Offenses | 1 | 0 | 0 | 0 |

(*) Offenses are counted using the FBI Units of Count for Crime

(**) The 'Arrests' column shows arrests made for incidents during the selected period, regardless of arrest date. Arrest counts for the same period may change over time.

Burgess Falls Natural Area - NIBRS Agency Crime Overview - 2018

| 2017 Population Estimate | N/A | Offenses (*) | | Arrests (**) | |
|---------------------------------------|-----------------|----------------------------------|-----------------------------------|--------------|----------|
| | | Reported | Cleared | Adult | Juvenile |
| Offense Overview | | Group A Offenses | | | |
| | | Crimes Against Persons | | | |
| Offense Total | 0 | Murder | 0 | 0 | 0 |
| Number Cleared | 0 | Negligent Manslaughter | 0 | 0 | 0 |
| Percent Cleared | 0.00 % | Negligent Vehicular Manslaughter | 0 | 0 | 0 |
| Group A Crimes per 100,000 population | N/A | Kidnapping/Abduction | 0 | 0 | 0 |
| | | Forcible Rape | 0 | 0 | 0 |
| | | Forcible Sodomy | 0 | 0 | 0 |
| | | Sexual Assault W/Object | 0 | 0 | 0 |
| Arrest Overview | | Forcible Fondling | 0 | 0 | 0 |
| Total Arrests | 1 | Incest | 0 | 0 | 0 |
| Adult Arrests | 1 | Statutory Rape | 0 | 0 | 0 |
| Juvenile Arrests | 0 | Aggravated Assault | 0 | 0 | 0 |
| Unknown Age | 0 | Simple Assault | 0 | 0 | 0 |
| Arrests per 100,000 population | N/A | Intimidation | 0 | 0 | 0 |
| | | Stalking | 0 | 0 | 0 |
| | | Commercial Sex Acts | 0 | 0 | 0 |
| Average number offenses/incident | 0.00 | Involuntary Servitude | 0 | 0 | 0 |
| Domestic Violence Victims | | Crimes Against Property | | | |
| Offense | Reported | Cleared | Arson | 0 | 0 |
| Murder | 0 | 0 | Bribery | 0 | 0 |
| Aggravated Assault | 0 | 0 | Burglary | 0 | 0 |
| Simple Assault | 0 | 0 | Counterfeiting/Forgery | 0 | 0 |
| Intimidation | 0 | 0 | Destruction/Damage/Vandalism | 0 | 0 |
| Stalking | 0 | 0 | Embezzlement | 0 | 0 |
| Forcible Rape | 0 | 0 | Extortion/Blackmail | 0 | 0 |
| Forcible Sodomy | 0 | 0 | Fraud - False Pretenses | 0 | 0 |
| Sexual Assault W/Object | 0 | 0 | Fraud - Credit Card/ATM | 0 | 0 |
| Forcible Fondling | 0 | 0 | Fraud - Impersonation | 0 | 0 |
| Incest | 0 | 0 | Fraud - Welfare | 0 | 0 |
| Statutory Rape | 0 | 0 | Fraud - Wire | 0 | 0 |
| Kidnapping/Abduction | 0 | 0 | Fraud - Identity Theft | 0 | 0 |
| Commercial Sex Acts | 0 | 0 | Fraud - Computer Hacking/Invasion | 0 | 0 |
| Involuntary Servitude | 0 | 0 | Robbery | 0 | 0 |
| Total | 0 | 0 | Theft - Pocket-picking | 0 | 0 |
| | | | Theft - Purse Snatching | 0 | 0 |
| Group B Arrests | | | Theft - Shoplifting | 0 | 0 |
| Offense | Adult | Juvenile | Theft From Building | 0 | 0 |
| Bad Checks | 0 | 0 | Theft From Coin Machine | 0 | 0 |
| Curfew/Vagrancy | 0 | 0 | Theft From Motor Vehicle | 0 | 0 |
| Disorderly Conduct | 0 | 0 | Theft of Motor Vehicle Parts | 0 | 0 |
| DUI | 0 | 0 | Theft - All Other Larceny | 0 | 0 |
| Drunkenness | 0 | 0 | Motor Vehicle Theft | 0 | 0 |
| Family-Non Violent | 0 | 0 | Stolen Property Offenses | 0 | 0 |
| Liquor Law Violations | 0 | 0 | | | |
| Peeping Tom | 0 | 0 | | | |
| Runaway | 0 | 0 | | | |
| Trespass | 1 | 0 | | | |
| All Other Offenses | 0 | 0 | | | |
| Total Group B | 1 | 0 | | | |

(*) Offenses are counted using the FBI Units of Count for Crime

(**) The 'Arrests' column shows arrests made for incidents during the selected period, regardless of arrest date. Arrest counts for the same period may change over time.

This report is valid as of May 06, 2019 and is subject to change

Burgess Falls Natural Area - NIBRS Agency Crime Overview - 2018

| Crimes Against Society | | | | |
|------------------------------------|----------|----------|----------|----------|
| Animal Cruelty | 0 | 0 | 0 | 0 |
| Drug/Narcotic Violations | 0 | 0 | 0 | 0 |
| Drug/Narcotic Equipment Violations | 0 | 0 | 0 | 0 |
| Gambling - Betting/Wagering | 0 | 0 | 0 | 0 |
| Gambling - Operating/Promoting | 0 | 0 | 0 | 0 |
| Gambling - Equipment Violations | 0 | 0 | 0 | 0 |
| Gambling - Sports Tampering | 0 | 0 | 0 | 0 |
| Pornography/Obscene Material | 0 | 0 | 0 | 0 |
| Prostitution | 0 | 0 | 0 | 0 |
| Prostitution Assisting/Promoting | 0 | 0 | 0 | 0 |
| Purchasing Prostitution | 0 | 0 | 0 | 0 |
| Weapon Law Violations | 0 | 0 | 0 | 0 |
| Total Group A Offenses | 0 | 0 | 0 | 0 |

(*) Offenses are counted using the FBI Units of Count for Crime

(**) The 'Arrests' column shows arrests made for incidents during the selected period, regardless of arrest date. Arrest counts for the same period may change over time.

This report is valid as of May 06, 2019 and is subject to change

Cedars of Lebanon State Park - NIBRS Agency Crime Overview - 2018

| 2017 Population Estimate | | N/A | Offenses (*) | | Arrests (**) | |
|---------------------------------------|----------|----------------------------------|-----------------------------------|---------|--------------|----------|
| Offense Overview | | | Reported | Cleared | Adult | Juvenile |
| Group A Offenses | | | | | | |
| Crimes Against Persons | | | | | | |
| Offense Total | 5 | Murder | 0 | 0 | 0 | 0 |
| Number Cleared | 2 | Negligent Manslaughter | 0 | 0 | 0 | 0 |
| Percent Cleared | 40.00 % | Negligent Vehicular Manslaughter | 0 | 0 | 0 | 0 |
| Group A Crimes per 100,000 population | N/A | Kidnapping/Abduction | 0 | 0 | 0 | 0 |
| | | Forcible Rape | 0 | 0 | 0 | 0 |
| | | Forcible Sodomy | 0 | 0 | 0 | 0 |
| | | Sexual Assault W/Object | 0 | 0 | 0 | 0 |
| | | Forcible Fondling | 0 | 0 | 0 | 0 |
| Arrest Overview | | Incest | 0 | 0 | 0 | 0 |
| Total Arrests | 1 | Statutory Rape | 0 | 0 | 0 | 0 |
| Adult Arrests | 1 | Aggravated Assault | 0 | 0 | 0 | 0 |
| Juvenile Arrests | 0 | Simple Assault | 1 | 1 | 1 | 0 |
| Unknown Age | 0 | Intimidation | 0 | 0 | 0 | 0 |
| Arrests per 100,000 population | N/A | Stalking | 0 | 0 | 0 | 0 |
| | | Commercial Sex Acts | 0 | 0 | 0 | 0 |
| Average number offenses/incident | 1.25 | Involuntary Servitude | 0 | 0 | 0 | 0 |
| Domestic Violence Victims | | Crimes Against Property | | | | |
| Offense | Reported | Cleared | Arson | 0 | 0 | 0 |
| Murder | 0 | 0 | Bribery | 0 | 0 | 0 |
| Aggravated Assault | 0 | 0 | Burglary | 0 | 0 | 0 |
| Simple Assault | 1 | 1 | Counterfeiting/Forgery | 0 | 0 | 0 |
| Intimidation | 0 | 0 | Destruction/Damage/Vandalism | 1 | 1 | 0 |
| Stalking | 0 | 0 | Embezzlement | 0 | 0 | 0 |
| Forcible Rape | 0 | 0 | Extortion/Blackmail | 0 | 0 | 0 |
| Forcible Sodomy | 0 | 0 | Fraud - False Pretenses | 0 | 0 | 0 |
| Sexual Assault W/Object | 0 | 0 | Fraud - Credit Card/ATM | 0 | 0 | 0 |
| Forcible Fondling | 0 | 0 | Fraud - Impersonation | 0 | 0 | 0 |
| Incest | 0 | 0 | Fraud - Welfare | 0 | 0 | 0 |
| Statutory Rape | 0 | 0 | Fraud - Wire | 0 | 0 | 0 |
| Kidnapping/Abduction | 0 | 0 | Fraud - Identity Theft | 0 | 0 | 0 |
| Commercial Sex Acts | 0 | 0 | Fraud - Computer Hacking/Invasion | 0 | 0 | 0 |
| Involuntary Servitude | 0 | 0 | Robbery | 0 | 0 | 0 |
| Total | 1 | 1 | Theft - Pocket-picking | 0 | 0 | 0 |
| Group B Arrests | | | Theft - Purse Snatching | 0 | 0 | 0 |
| Offense | Adult | Juvenile | Theft - Shoplifting | 0 | 0 | 0 |
| Bad Checks | 0 | 0 | Theft From Building | 0 | 0 | 0 |
| Curfew/Vagrancy | 0 | 0 | Theft From Coin Machine | 0 | 0 | 0 |
| Disorderly Conduct | 0 | 0 | Theft From Motor Vehicle | 3 | 0 | 0 |
| DUI | 0 | 0 | Theft of Motor Vehicle Parts | 0 | 0 | 0 |
| Drunkenness | 0 | 0 | Theft - All Other Larceny | 0 | 0 | 0 |
| Family-Non Violent | 0 | 0 | Motor Vehicle Theft | 0 | 0 | 0 |
| Liquor Law Violations | 0 | 0 | Stolen Property Offenses | 0 | 0 | 0 |
| Peeping Tom | 0 | 0 | | | | |
| Runaway | 0 | 0 | | | | |
| Trespass | 0 | 0 | | | | |
| All Other Offenses | 0 | 0 | | | | |
| Total Group B | 0 | 0 | | | | |

(*) Offenses are counted using the FBI Units of Count for Crime

(**) The 'Arrests' column shows arrests made for incidents during the selected period, regardless of arrest date. Arrest counts for the same period may change over time.

This report is valid as of May 06, 2019 and is subject to change

Cedars of Lebanon State Park - NIBRS Agency Crime Overview - 2018

| Crimes Against Society | | | | |
|------------------------------------|----------|----------|----------|----------|
| Animal Cruelty | 0 | 0 | 0 | 0 |
| Drug/Narcotic Violations | 0 | 0 | 0 | 0 |
| Drug/Narcotic Equipment Violations | 0 | 0 | 0 | 0 |
| Gambling - Betting/Wagering | 0 | 0 | 0 | 0 |
| Gambling - Operating/Promoting | 0 | 0 | 0 | 0 |
| Gambling - Equipment Violations | 0 | 0 | 0 | 0 |
| Gambling - Sports Tampering | 0 | 0 | 0 | 0 |
| Pornography/Obscene Material | 0 | 0 | 0 | 0 |
| Prostitution | 0 | 0 | 0 | 0 |
| Prostitution Assisting/Promoting | 0 | 0 | 0 | 0 |
| Purchasing Prostitution | 0 | 0 | 0 | 0 |
| Weapon Law Violations | 0 | 0 | 0 | 0 |
| Total Group A Offenses | 5 | 2 | 1 | 0 |

(*) Offenses are counted using the FBI Units of Count for Crime

(**) The 'Arrests' column shows arrests made for incidents during the selected period, regardless of arrest date. Arrest counts for the same period may change over time.

Chickasaw State Park - NIBRS Agency Crime Overview - 2018

| 2017 Population Estimate | N/A | Offenses (*) | | Arrests (**) | |
|---------------------------------------|-----------------|--------------------------------|---------|--------------|----------|
| | | Reported | Cleared | Adult | Juvenile |
| Offense Overview | | Group A Offenses | | | |
| Crimes Against Persons | | | | | |
| Offense Total | 0 | 0 | 0 | 0 | 0 |
| Number Cleared | 0 | 0 | 0 | 0 | 0 |
| Percent Cleared | 0.00 % | 0 | 0 | 0 | 0 |
| Group A Crimes per 100,000 population | N/A | 0 | 0 | 0 | 0 |
| Arrest Overview | | Crimes Against Property | | | |
| Total Arrests | | | | | |
| Adult Arrests | 0 | 0 | 0 | 0 | 0 |
| Juvenile Arrests | 0 | 0 | 0 | 0 | 0 |
| Unknown Age | 0 | 0 | 0 | 0 | 0 |
| Arrests per 100,000 population | N/A | 0 | 0 | 0 | 0 |
| Average number offenses/incident | 0.00 | 0 | 0 | 0 | 0 |
| Domestic Violence Victims | | | | | |
| Offense | Reported | Cleared | | | |
| Murder | 0 | 0 | 0 | 0 | 0 |
| Aggravated Assault | 0 | 0 | 0 | 0 | 0 |
| Simple Assault | 0 | 0 | 0 | 0 | 0 |
| Intimidation | 0 | 0 | 0 | 0 | 0 |
| Stalking | 0 | 0 | 0 | 0 | 0 |
| Forcible Rape | 0 | 0 | 0 | 0 | 0 |
| Forcible Sodomy | 0 | 0 | 0 | 0 | 0 |
| Sexual Assault W/Object | 0 | 0 | 0 | 0 | 0 |
| Forcible Fondling | 0 | 0 | 0 | 0 | 0 |
| Incest | 0 | 0 | 0 | 0 | 0 |
| Statutory Rape | 0 | 0 | 0 | 0 | 0 |
| Kidnapping/Abduction | 0 | 0 | 0 | 0 | 0 |
| Commercial Sex Acts | 0 | 0 | 0 | 0 | 0 |
| Involuntary Servitude | 0 | 0 | 0 | 0 | 0 |
| Total | 0 | 0 | 0 | 0 | 0 |
| Group B Arrests | | | | | |
| Offense | Adult | Juvenile | | | |
| Bad Checks | 0 | 0 | 0 | 0 | 0 |
| Curfew/Vagrancy | 0 | 0 | 0 | 0 | 0 |
| Disorderly Conduct | 0 | 0 | 0 | 0 | 0 |
| DUI | 0 | 0 | 0 | 0 | 0 |
| Drunkenness | 0 | 0 | 0 | 0 | 0 |
| Family-Non Violent | 0 | 0 | 0 | 0 | 0 |
| Liquor Law Violations | 0 | 0 | 0 | 0 | 0 |
| Peeping Tom | 0 | 0 | 0 | 0 | 0 |
| Runaway | 0 | 0 | 0 | 0 | 0 |
| Trespass | 0 | 0 | 0 | 0 | 0 |
| All Other Offenses | 0 | 0 | 0 | 0 | 0 |
| Total Group B | 0 | 0 | 0 | 0 | 0 |

(*) Offenses are counted using the FBI Units of Count for Crime

(**) The 'Arrests' column shows arrests made for incidents during the selected period, regardless of arrest date. Arrest counts for the same period may change over time.

Chickasaw State Park - NIBRS Agency Crime Overview - 2018

| Crimes Against Society | | | | |
|------------------------------------|----------|----------|----------|----------|
| Animal Cruelty | 0 | 0 | 0 | 0 |
| Drug/Narcotic Violations | 0 | 0 | 0 | 0 |
| Drug/Narcotic Equipment Violations | 0 | 0 | 0 | 0 |
| Gambling - Betting/Wagering | 0 | 0 | 0 | 0 |
| Gambling - Operating/Promoting | 0 | 0 | 0 | 0 |
| Gambling - Equipment Violations | 0 | 0 | 0 | 0 |
| Gambling - Sports Tampering | 0 | 0 | 0 | 0 |
| Pornography/Obscene Material | 0 | 0 | 0 | 0 |
| Prostitution | 0 | 0 | 0 | 0 |
| Prostitution Assisting/Promoting | 0 | 0 | 0 | 0 |
| Purchasing Prostitution | 0 | 0 | 0 | 0 |
| Weapon Law Violations | 0 | 0 | 0 | 0 |
| Total Group A Offenses | 0 | 0 | 0 | 0 |

(*) Offenses are counted using the FBI Units of Count for Crime

(**) The 'Arrests' column shows arrests made for incidents during the selected period, regardless of arrest date. Arrest counts for the same period may change over time.

City of Dickson Park Ranger Office - NIBRS Agency Crime Overview - 2018

| 2017 Population Estimate | N/A | Offenses (*) | | Arrests (**) | | | |
|---------------------------------------|-----------------|----------------------------------|-----------------------------------|--------------|----------|---|---|
| | | Reported | Cleared | Adult | Juvenile | | |
| Offense Overview | | Group A Offenses | | | | | |
| | | Crimes Against Persons | | | | | |
| Offense Total | 4 | Murder | 0 | 0 | 0 | 0 | |
| Number Cleared | 1 | Negligent Manslaughter | 0 | 0 | 0 | 0 | |
| Percent Cleared | 25.00 % | Negligent Vehicular Manslaughter | 0 | 0 | 0 | 0 | |
| Group A Crimes per 100,000 population | N/A | Kidnapping/Abduction | 0 | 0 | 0 | 0 | |
| | | Forcible Rape | 0 | 0 | 0 | 0 | |
| | | Forcible Sodomy | 0 | 0 | 0 | 0 | |
| | | Sexual Assault W/Object | 0 | 0 | 0 | 0 | |
| Arrest Overview | | Forcible Fondling | 0 | 0 | 0 | 0 | |
| Total Arrests | 5 | Incest | 0 | 0 | 0 | 0 | |
| Adult Arrests | 5 | Statutory Rape | 0 | 0 | 0 | 0 | |
| Juvenile Arrests | 0 | Aggravated Assault | 0 | 0 | 0 | 0 | |
| Unknown Age | 0 | Simple Assault | 0 | 0 | 0 | 0 | |
| Arrests per 100,000 population | N/A | Intimidation | 0 | 0 | 0 | 0 | |
| | | Stalking | 0 | 0 | 0 | 0 | |
| | | Commercial Sex Acts | 0 | 0 | 0 | 0 | |
| Average number offenses/incident | 1.00 | Involuntary Servitude | 0 | 0 | 0 | 0 | |
| Domestic Violence Victims | | Crimes Against Property | | | | | |
| Offense | Reported | Cleared | Arson | 0 | 0 | 0 | 0 |
| Murder | 0 | 0 | Bribery | 0 | 0 | 0 | 0 |
| Aggravated Assault | 0 | 0 | Burglary | 1 | 0 | 0 | 0 |
| Simple Assault | 0 | 0 | Counterfeiting/Forgery | 0 | 0 | 0 | 0 |
| Intimidation | 0 | 0 | Destruction/Damage/Vandalism | 2 | 0 | 0 | 0 |
| Stalking | 0 | 0 | Embezzlement | 0 | 0 | 0 | 0 |
| Forcible Rape | 0 | 0 | Extortion/Blackmail | 0 | 0 | 0 | 0 |
| Forcible Sodomy | 0 | 0 | Fraud - False Pretenses | 0 | 0 | 0 | 0 |
| Sexual Assault W/Object | 0 | 0 | Fraud - Credit Card/ATM | 0 | 0 | 0 | 0 |
| Forcible Fondling | 0 | 0 | Fraud - Impersonation | 0 | 0 | 0 | 0 |
| Incest | 0 | 0 | Fraud - Welfare | 0 | 0 | 0 | 0 |
| Statutory Rape | 0 | 0 | Fraud - Wire | 0 | 0 | 0 | 0 |
| Kidnapping/Abduction | 0 | 0 | Fraud - Identity Theft | 0 | 0 | 0 | 0 |
| Commercial Sex Acts | 0 | 0 | Fraud - Computer Hacking/Invasion | 0 | 0 | 0 | 0 |
| Involuntary Servitude | 0 | 0 | Robbery | 0 | 0 | 0 | 0 |
| Total | 0 | 0 | Theft - Pocket-picking | 0 | 0 | 0 | 0 |
| | | | Theft - Purse Snatching | 0 | 0 | 0 | 0 |
| Group B Arrests | | | Theft - Shoplifting | 0 | 0 | 0 | 0 |
| Offense | Adult | Juvenile | Theft From Building | 0 | 0 | 0 | 0 |
| Bad Checks | 0 | 0 | Theft From Coin Machine | 0 | 0 | 0 | 0 |
| Curfew/Vagrancy | 0 | 0 | Theft From Motor Vehicle | 0 | 0 | 0 | 0 |
| Disorderly Conduct | 0 | 0 | Theft of Motor Vehicle Parts | 0 | 0 | 0 | 0 |
| DUI | 0 | 0 | Theft - All Other Larceny | 0 | 0 | 0 | 0 |
| Drunkenness | 0 | 0 | Motor Vehicle Theft | 0 | 0 | 0 | 0 |
| Family-Non Violent | 0 | 0 | Stolen Property Offenses | 0 | 0 | 0 | 0 |
| Liquor Law Violations | 3 | 0 | | | | | |
| Peeping Tom | 0 | 0 | | | | | |
| Runaway | 0 | 0 | | | | | |
| Trespass | 0 | 0 | | | | | |
| All Other Offenses | 1 | 0 | | | | | |
| Total Group B | 4 | 0 | | | | | |

(*) Offenses are counted using the FBI Units of Count for Crime

(**) The 'Arrests' column shows arrests made for incidents during the selected period, regardless of arrest date. Arrest counts for the same period may change over time.

City of Dickson Park Ranger Office - NIBRS Agency Crime Overview - 2018

| Crimes Against Society | | | | |
|------------------------------------|----------|----------|----------|----------|
| Animal Cruelty | 0 | 0 | 0 | 0 |
| Drug/Narcotic Violations | 1 | 1 | 1 | 0 |
| Drug/Narcotic Equipment Violations | 0 | 0 | 0 | 0 |
| Gambling - Betting/Wagering | 0 | 0 | 0 | 0 |
| Gambling - Operating/Promoting | 0 | 0 | 0 | 0 |
| Gambling - Equipment Violations | 0 | 0 | 0 | 0 |
| Gambling - Sports Tampering | 0 | 0 | 0 | 0 |
| Pornography/Obscene Material | 0 | 0 | 0 | 0 |
| Prostitution | 0 | 0 | 0 | 0 |
| Prostitution Assisting/Promoting | 0 | 0 | 0 | 0 |
| Purchasing Prostitution | 0 | 0 | 0 | 0 |
| Weapon Law Violations | 0 | 0 | 0 | 0 |
| Total Group A Offenses | 4 | 1 | 1 | 0 |

(*) Offenses are counted using the FBI Units of Count for Crime

(**) The 'Arrests' column shows arrests made for incidents during the selected period, regardless of arrest date. Arrest counts for the same period may change over time.

Cordell Hull Birthplace State Park - NIBRS Agency Crime Overview - 2018

| 2017 Population Estimate | N/A | Offenses (*) | | Arrests (**) | | |
|---------------------------------------|-----------------|----------------------------------|-----------------------------------|--------------|----------|---|
| | | Reported | Cleared | Adult | Juvenile | |
| Offense Overview | | Group A Offenses | | | | |
| | | Crimes Against Persons | | | | |
| Offense Total | 0 | Murder | 0 | 0 | 0 | 0 |
| Number Cleared | 0 | Negligent Manslaughter | 0 | 0 | 0 | 0 |
| Percent Cleared | 0.00 % | Negligent Vehicular Manslaughter | 0 | 0 | 0 | 0 |
| Group A Crimes per 100,000 population | N/A | Kidnapping/Abduction | 0 | 0 | 0 | 0 |
| | | Forcible Rape | 0 | 0 | 0 | 0 |
| | | Forcible Sodomy | 0 | 0 | 0 | 0 |
| | | Sexual Assault W/Object | 0 | 0 | 0 | 0 |
| Arrest Overview | | Forcible Fondling | 0 | 0 | 0 | 0 |
| Total Arrests | 0 | Incest | 0 | 0 | 0 | 0 |
| Adult Arrests | 0 | Statutory Rape | 0 | 0 | 0 | 0 |
| Juvenile Arrests | 0 | Aggravated Assault | 0 | 0 | 0 | 0 |
| Unknown Age | 0 | Simple Assault | 0 | 0 | 0 | 0 |
| Arrests per 100,000 population | N/A | Intimidation | 0 | 0 | 0 | 0 |
| | | Stalking | 0 | 0 | 0 | 0 |
| | | Commercial Sex Acts | 0 | 0 | 0 | 0 |
| Average number offenses/incident | 0.00 | Involuntary Servitude | 0 | 0 | 0 | 0 |
| | | Crimes Against Property | | | | |
| Domestic Violence Victims | | Arson | 0 | 0 | 0 | 0 |
| Offense | Reported | Cleared | | | | |
| Murder | 0 | 0 | Bribery | 0 | 0 | 0 |
| Aggravated Assault | 0 | 0 | Burglary | 0 | 0 | 0 |
| Simple Assault | 0 | 0 | Counterfeiting/Forgery | 0 | 0 | 0 |
| Intimidation | 0 | 0 | Destruction/Damage/Vandalism | 0 | 0 | 0 |
| Stalking | 0 | 0 | Embezzlement | 0 | 0 | 0 |
| Forcible Rape | 0 | 0 | Extortion/Blackmail | 0 | 0 | 0 |
| Forcible Sodomy | 0 | 0 | Fraud - False Pretenses | 0 | 0 | 0 |
| Sexual Assault W/Object | 0 | 0 | Fraud - Credit Card/ATM | 0 | 0 | 0 |
| Forcible Fondling | 0 | 0 | Fraud - Impersonation | 0 | 0 | 0 |
| Incest | 0 | 0 | Fraud - Welfare | 0 | 0 | 0 |
| Statutory Rape | 0 | 0 | Fraud - Wire | 0 | 0 | 0 |
| Kidnapping/Abduction | 0 | 0 | Fraud - Identity Theft | 0 | 0 | 0 |
| Commercial Sex Acts | 0 | 0 | Fraud - Computer Hacking/Invasion | 0 | 0 | 0 |
| Involuntary Servitude | 0 | 0 | Robbery | 0 | 0 | 0 |
| Total | 0 | 0 | Theft - Pocket-picking | 0 | 0 | 0 |
| | | | Theft - Purse Snatching | 0 | 0 | 0 |
| Group B Arrests | | | Theft - Shoplifting | 0 | 0 | 0 |
| Offense | Adult | Juvenile | Theft From Building | 0 | 0 | 0 |
| Bad Checks | 0 | 0 | Theft From Coin Machine | 0 | 0 | 0 |
| Curfew/Vagrancy | 0 | 0 | Theft From Motor Vehicle | 0 | 0 | 0 |
| Disorderly Conduct | 0 | 0 | Theft of Motor Vehicle Parts | 0 | 0 | 0 |
| DUI | 0 | 0 | Theft - All Other Larceny | 0 | 0 | 0 |
| Drunkenness | 0 | 0 | Motor Vehicle Theft | 0 | 0 | 0 |
| Family-Non Violent | 0 | 0 | Stolen Property Offenses | 0 | 0 | 0 |
| Liquor Law Violations | 0 | 0 | | | | |
| Peeping Tom | 0 | 0 | | | | |
| Runaway | 0 | 0 | | | | |
| Trespass | 0 | 0 | | | | |
| All Other Offenses | 0 | 0 | | | | |
| Total Group B | 0 | 0 | | | | |

(*) Offenses are counted using the FBI Units of Count for Crime

(**) The 'Arrests' column shows arrests made for incidents during the selected period, regardless of arrest date. Arrest counts for the same period may change over time.

This report is valid as of May 06, 2019 and is subject to change

Cordell Hull Birthplace State Park - NIBRS Agency Crime Overview - 2018

| Crimes Against Society | | | | |
|------------------------------------|----------|----------|----------|----------|
| Animal Cruelty | 0 | 0 | 0 | 0 |
| Drug/Narcotic Violations | 0 | 0 | 0 | 0 |
| Drug/Narcotic Equipment Violations | 0 | 0 | 0 | 0 |
| Gambling - Betting/Wagering | 0 | 0 | 0 | 0 |
| Gambling - Operating/Promoting | 0 | 0 | 0 | 0 |
| Gambling - Equipment Violations | 0 | 0 | 0 | 0 |
| Gambling - Sports Tampering | 0 | 0 | 0 | 0 |
| Pornography/Obscene Material | 0 | 0 | 0 | 0 |
| Prostitution | 0 | 0 | 0 | 0 |
| Prostitution Assisting/Promoting | 0 | 0 | 0 | 0 |
| Purchasing Prostitution | 0 | 0 | 0 | 0 |
| Weapon Law Violations | 0 | 0 | 0 | 0 |
| Total Group A Offenses | 0 | 0 | 0 | 0 |

(*) Offenses are counted using the FBI Units of Count for Crime

(**) The 'Arrests' column shows arrests made for incidents during the selected period, regardless of arrest date. Arrest counts for the same period may change over time.

Cove Lake State Park - NIBRS Agency Crime Overview - 2018

| 2017 Population Estimate | N/A | Offenses (*) | | Arrests (**) | | |
|---------------------------------------|-----------------|----------------------------------|-----------------------------------|--------------|----------|---|
| | | Reported | Cleared | Adult | Juvenile | |
| Offense Overview | | Group A Offenses | | | | |
| | | Crimes Against Persons | | | | |
| Offense Total | 0 | Murder | 0 | 0 | 0 | 0 |
| Number Cleared | 0 | Negligent Manslaughter | 0 | 0 | 0 | 0 |
| Percent Cleared | 0.00 % | Negligent Vehicular Manslaughter | 0 | 0 | 0 | 0 |
| Group A Crimes per 100,000 population | N/A | Kidnapping/Abduction | 0 | 0 | 0 | 0 |
| | | Forcible Rape | 0 | 0 | 0 | 0 |
| | | Forcible Sodomy | 0 | 0 | 0 | 0 |
| | | Sexual Assault W/Object | 0 | 0 | 0 | 0 |
| Arrest Overview | | Forcible Fondling | 0 | 0 | 0 | 0 |
| Total Arrests | 0 | Incest | 0 | 0 | 0 | 0 |
| Adult Arrests | 0 | Statutory Rape | 0 | 0 | 0 | 0 |
| Juvenile Arrests | 0 | Aggravated Assault | 0 | 0 | 0 | 0 |
| Unknown Age | 0 | Simple Assault | 0 | 0 | 0 | 0 |
| Arrests per 100,000 population | N/A | Intimidation | 0 | 0 | 0 | 0 |
| | | Stalking | 0 | 0 | 0 | 0 |
| | | Commercial Sex Acts | 0 | 0 | 0 | 0 |
| Average number offenses/incident | 0.00 | Involuntary Servitude | 0 | 0 | 0 | 0 |
| | | Crimes Against Property | | | | |
| Domestic Violence Victims | | Arson | 0 | 0 | 0 | 0 |
| Offense | Reported | Cleared | | | | |
| Murder | 0 | 0 | Bribery | 0 | 0 | 0 |
| Aggravated Assault | 0 | 0 | Burglary | 0 | 0 | 0 |
| Simple Assault | 0 | 0 | Counterfeiting/Forgery | 0 | 0 | 0 |
| Intimidation | 0 | 0 | Destruction/Damage/Vandalism | 0 | 0 | 0 |
| Stalking | 0 | 0 | Embezzlement | 0 | 0 | 0 |
| Forcible Rape | 0 | 0 | Extortion/Blackmail | 0 | 0 | 0 |
| Forcible Sodomy | 0 | 0 | Fraud - False Pretenses | 0 | 0 | 0 |
| Sexual Assault W/Object | 0 | 0 | Fraud - Credit Card/ATM | 0 | 0 | 0 |
| Forcible Fondling | 0 | 0 | Fraud - Impersonation | 0 | 0 | 0 |
| Incest | 0 | 0 | Fraud - Welfare | 0 | 0 | 0 |
| Statutory Rape | 0 | 0 | Fraud - Wire | 0 | 0 | 0 |
| Kidnapping/Abduction | 0 | 0 | Fraud - Identity Theft | 0 | 0 | 0 |
| Commercial Sex Acts | 0 | 0 | Fraud - Computer Hacking/Invasion | 0 | 0 | 0 |
| Involuntary Servitude | 0 | 0 | Robbery | 0 | 0 | 0 |
| Total | 0 | 0 | Theft - Pocket-picking | 0 | 0 | 0 |
| | | | Theft - Purse Snatching | 0 | 0 | 0 |
| Group B Arrests | | | Theft - Shoplifting | 0 | 0 | 0 |
| Offense | Adult | Juvenile | Theft From Building | 0 | 0 | 0 |
| Bad Checks | 0 | 0 | Theft From Coin Machine | 0 | 0 | 0 |
| Curfew/Vagrancy | 0 | 0 | Theft From Motor Vehicle | 0 | 0 | 0 |
| Disorderly Conduct | 0 | 0 | Theft of Motor Vehicle Parts | 0 | 0 | 0 |
| DUI | 0 | 0 | Theft - All Other Larceny | 0 | 0 | 0 |
| Drunkenness | 0 | 0 | Motor Vehicle Theft | 0 | 0 | 0 |
| Family-Non Violent | 0 | 0 | Stolen Property Offenses | 0 | 0 | 0 |
| Liquor Law Violations | 0 | 0 | | | | |
| Peeping Tom | 0 | 0 | | | | |
| Runaway | 0 | 0 | | | | |
| Trespass | 0 | 0 | | | | |
| All Other Offenses | 0 | 0 | | | | |
| Total Group B | 0 | 0 | | | | |

(*) Offenses are counted using the FBI Units of Count for Crime

(**) The 'Arrests' column shows arrests made for incidents during the selected period, regardless of arrest date. Arrest counts for the same period may change over time.

Cove Lake State Park - NIBRS Agency Crime Overview - 2018

| Crimes Against Society | | | | |
|------------------------------------|----------|----------|----------|----------|
| Animal Cruelty | 0 | 0 | 0 | 0 |
| Drug/Narcotic Violations | 0 | 0 | 0 | 0 |
| Drug/Narcotic Equipment Violations | 0 | 0 | 0 | 0 |
| Gambling - Betting/Wagering | 0 | 0 | 0 | 0 |
| Gambling - Operating/Promoting | 0 | 0 | 0 | 0 |
| Gambling - Equipment Violations | 0 | 0 | 0 | 0 |
| Gambling - Sports Tampering | 0 | 0 | 0 | 0 |
| Pornography/Obscene Material | 0 | 0 | 0 | 0 |
| Prostitution | 0 | 0 | 0 | 0 |
| Prostitution Assisting/Promoting | 0 | 0 | 0 | 0 |
| Purchasing Prostitution | 0 | 0 | 0 | 0 |
| Weapon Law Violations | 0 | 0 | 0 | 0 |
| Total Group A Offenses | 0 | 0 | 0 | 0 |

(*) Offenses are counted using the FBI Units of Count for Crime

(**) The 'Arrests' column shows arrests made for incidents during the selected period, regardless of arrest date. Arrest counts for the same period may change over time.

Cumberland Mountain State Park - NIBRS Agency Crime Overview - 2018

| 2017 Population Estimate | N/A | Offenses (*) | | Arrests (**) | | |
|---------------------------------------|----------|----------------------------------|-----------------------------------|--------------|----------|---|
| | | Reported | Cleared | Adult | Juvenile | |
| Offense Overview | | Group A Offenses | | | | |
| | | Crimes Against Persons | | | | |
| Offense Total | 0 | Murder | 0 | 0 | 0 | 0 |
| Number Cleared | 0 | Negligent Manslaughter | 0 | 0 | 0 | 0 |
| Percent Cleared | 0.00 % | Negligent Vehicular Manslaughter | 0 | 0 | 0 | 0 |
| Group A Crimes per 100,000 population | N/A | Kidnapping/Abduction | 0 | 0 | 0 | 0 |
| | | Forcible Rape | 0 | 0 | 0 | 0 |
| | | Forcible Sodomy | 0 | 0 | 0 | 0 |
| | | Sexual Assault W/Object | 0 | 0 | 0 | 0 |
| Arrest Overview | | Forcible Fondling | 0 | 0 | 0 | 0 |
| Total Arrests | 0 | Incest | 0 | 0 | 0 | 0 |
| Adult Arrests | 0 | Statutory Rape | 0 | 0 | 0 | 0 |
| Juvenile Arrests | 0 | Aggravated Assault | 0 | 0 | 0 | 0 |
| Unknown Age | 0 | Simple Assault | 0 | 0 | 0 | 0 |
| Arrests per 100,000 population | N/A | Intimidation | 0 | 0 | 0 | 0 |
| | | Stalking | 0 | 0 | 0 | 0 |
| | | Commercial Sex Acts | 0 | 0 | 0 | 0 |
| Average number offenses/incident | 0.00 | Involuntary Servitude | 0 | 0 | 0 | 0 |
| | | Crimes Against Property | | | | |
| Domestic Violence Victims | | Arson | 0 | 0 | 0 | 0 |
| Offense | Reported | Cleared | | | | |
| Murder | 0 | 0 | Bribery | 0 | 0 | 0 |
| Aggravated Assault | 0 | 0 | Burglary | 0 | 0 | 0 |
| Simple Assault | 0 | 0 | Counterfeiting/Forgery | 0 | 0 | 0 |
| Intimidation | 0 | 0 | Destruction/Damage/Vandalism | 0 | 0 | 0 |
| Stalking | 0 | 0 | Embezzlement | 0 | 0 | 0 |
| Forcible Rape | 0 | 0 | Extortion/Blackmail | 0 | 0 | 0 |
| Forcible Sodomy | 0 | 0 | Fraud - False Pretenses | 0 | 0 | 0 |
| Sexual Assault W/Object | 0 | 0 | Fraud - Credit Card/ATM | 0 | 0 | 0 |
| Forcible Fondling | 0 | 0 | Fraud - Impersonation | 0 | 0 | 0 |
| Incest | 0 | 0 | Fraud - Welfare | 0 | 0 | 0 |
| Statutory Rape | 0 | 0 | Fraud - Wire | 0 | 0 | 0 |
| Kidnapping/Abduction | 0 | 0 | Fraud - Identity Theft | 0 | 0 | 0 |
| Commercial Sex Acts | 0 | 0 | Fraud - Computer Hacking/Invasion | 0 | 0 | 0 |
| Involuntary Servitude | 0 | 0 | Robbery | 0 | 0 | 0 |
| Total | 0 | 0 | Theft - Pocket-picking | 0 | 0 | 0 |
| | | | Theft - Purse Snatching | 0 | 0 | 0 |
| Group B Arrests | | | Theft - Shoplifting | 0 | 0 | 0 |
| Offense | Adult | Juvenile | Theft From Building | 0 | 0 | 0 |
| Bad Checks | 0 | 0 | Theft From Coin Machine | 0 | 0 | 0 |
| Curfew/Vagrancy | 0 | 0 | Theft From Motor Vehicle | 0 | 0 | 0 |
| Disorderly Conduct | 0 | 0 | Theft of Motor Vehicle Parts | 0 | 0 | 0 |
| DUI | 0 | 0 | Theft - All Other Larceny | 0 | 0 | 0 |
| Drunkenness | 0 | 0 | Motor Vehicle Theft | 0 | 0 | 0 |
| Family-Non Violent | 0 | 0 | Stolen Property Offenses | 0 | 0 | 0 |
| Liquor Law Violations | 0 | 0 | | | | |
| Peeping Tom | 0 | 0 | | | | |
| Runaway | 0 | 0 | | | | |
| Trespass | 0 | 0 | | | | |
| All Other Offenses | 0 | 0 | | | | |
| Total Group B | 0 | 0 | | | | |

(*) Offenses are counted using the FBI Units of Count for Crime

(**) The 'Arrests' column shows arrests made for incidents during the selected period, regardless of arrest date. Arrest counts for the same period may change over time.

Cumberland Mountain State Park - NIBRS Agency Crime Overview - 2018

| Crimes Against Society | | | | |
|------------------------------------|----------|----------|----------|----------|
| Animal Cruelty | 0 | 0 | 0 | 0 |
| Drug/Narcotic Violations | 0 | 0 | 0 | 0 |
| Drug/Narcotic Equipment Violations | 0 | 0 | 0 | 0 |
| Gambling - Betting/Wagering | 0 | 0 | 0 | 0 |
| Gambling - Operating/Promoting | 0 | 0 | 0 | 0 |
| Gambling - Equipment Violations | 0 | 0 | 0 | 0 |
| Gambling - Sports Tampering | 0 | 0 | 0 | 0 |
| Pornography/Obscene Material | 0 | 0 | 0 | 0 |
| Prostitution | 0 | 0 | 0 | 0 |
| Prostitution Assisting/Promoting | 0 | 0 | 0 | 0 |
| Purchasing Prostitution | 0 | 0 | 0 | 0 |
| Weapon Law Violations | 0 | 0 | 0 | 0 |
| Total Group A Offenses | 0 | 0 | 0 | 0 |

(*) Offenses are counted using the FBI Units of Count for Crime

(**) The 'Arrests' column shows arrests made for incidents during the selected period, regardless of arrest date. Arrest counts for the same period may change over time.

Cumberland Trail State Park - NIBRS Agency Crime Overview - 2018

| 2017 Population Estimate | N/A | Offenses (*) | | Arrests (**) | |
|---------------------------------------|-----------------|--------------------------------|----------|--------------|----------|
| | | Reported | Cleared | Adult | Juvenile |
| Offense Overview | | Group A Offenses | | | |
| | | Crimes Against Persons | | | |
| Offense Total | 5 | 0 | 0 | 0 | 0 |
| Number Cleared | 0 | 0 | 0 | 0 | 0 |
| Percent Cleared | 0.00 % | 0 | 0 | 0 | 0 |
| Group A Crimes per 100,000 population | N/A | 0 | 0 | 0 | 0 |
| | | Crimes Against Property | | | |
| Arrest Overview | | | | | |
| Total Arrests | 18 | 0 | 0 | 0 | 0 |
| Adult Arrests | 16 | 0 | 0 | 0 | 0 |
| Juvenile Arrests | 2 | 0 | 0 | 0 | 0 |
| Unknown Age | 0 | 0 | 0 | 0 | 0 |
| Arrests per 100,000 population | N/A | 0 | 0 | 0 | 0 |
| Average number offenses/incident | 1.25 | 0 | 0 | 0 | 0 |
| Domestic Violence Victims | | | | | |
| Offense | Reported | Cleared | | | |
| Murder | 0 | 0 | 0 | 0 | 0 |
| Aggravated Assault | 0 | 0 | 0 | 0 | 0 |
| Simple Assault | 0 | 0 | 0 | 0 | 0 |
| Intimidation | 0 | 0 | 0 | 0 | 0 |
| Stalking | 0 | 0 | 0 | 0 | 0 |
| Forcible Rape | 0 | 0 | 0 | 0 | 0 |
| Forcible Sodomy | 0 | 0 | 0 | 0 | 0 |
| Sexual Assault W/Object | 0 | 0 | 0 | 0 | 0 |
| Forcible Fondling | 0 | 0 | 0 | 0 | 0 |
| Incest | 0 | 0 | 0 | 0 | 0 |
| Statutory Rape | 0 | 0 | 0 | 0 | 0 |
| Kidnapping/Abduction | 0 | 0 | 0 | 0 | 0 |
| Commercial Sex Acts | 0 | 0 | 0 | 0 | 0 |
| Involuntary Servitude | 0 | 0 | 0 | 0 | 0 |
| Total | 0 | 0 | 0 | 0 | 0 |
| Group B Arrests | | | | | |
| Offense | Adult | Juvenile | | | |
| Bad Checks | 0 | 0 | 0 | 0 | 0 |
| Curfew/Vagrancy | 0 | 0 | 0 | 0 | 0 |
| Disorderly Conduct | 0 | 0 | 0 | 0 | 0 |
| DUI | 0 | 0 | 0 | 0 | 0 |
| Drunkenness | 0 | 0 | 0 | 0 | 0 |
| Family-Non Violent | 0 | 0 | 0 | 0 | 0 |
| Liquor Law Violations | 0 | 0 | 0 | 0 | 0 |
| Peeping Tom | 0 | 0 | 0 | 0 | 0 |
| Runaway | 0 | 0 | 0 | 0 | 0 |
| Trespass | 16 | 2 | 3 | 0 | 0 |
| All Other Offenses | 0 | 0 | 2 | 0 | 0 |
| Total Group B | 16 | 2 | 0 | 0 | 0 |

(*) Offenses are counted using the FBI Units of Count for Crime

(**) The 'Arrests' column shows arrests made for incidents during the selected period, regardless of arrest date. Arrest counts for the same period may change over time.

Cumberland Trail State Park - NIBRS Agency Crime Overview - 2018

| Crimes Against Society | | | | |
|------------------------------------|----------|----------|----------|----------|
| Animal Cruelty | 0 | 0 | 0 | 0 |
| Drug/Narcotic Violations | 0 | 0 | 0 | 0 |
| Drug/Narcotic Equipment Violations | 0 | 0 | 0 | 0 |
| Gambling - Betting/Wagering | 0 | 0 | 0 | 0 |
| Gambling - Operating/Promoting | 0 | 0 | 0 | 0 |
| Gambling - Equipment Violations | 0 | 0 | 0 | 0 |
| Gambling - Sports Tampering | 0 | 0 | 0 | 0 |
| Pornography/Obscene Material | 0 | 0 | 0 | 0 |
| Prostitution | 0 | 0 | 0 | 0 |
| Prostitution Assisting/Promoting | 0 | 0 | 0 | 0 |
| Purchasing Prostitution | 0 | 0 | 0 | 0 |
| Weapon Law Violations | 0 | 0 | 0 | 0 |
| Total Group A Offenses | 5 | 0 | 0 | 0 |

(*) Offenses are counted using the FBI Units of Count for Crime

(**) The 'Arrests' column shows arrests made for incidents during the selected period, regardless of arrest date. Arrest counts for the same period may change over time.

Cummins Fall State Park - NIBRS Agency Crime Overview - 2018

| 2017 Population Estimate | N/A | Offenses (*) | | Arrests (**) | | |
|---------------------------------------|-----------------|----------------------------------|-----------------------------------|--------------|----------|---|
| | | Reported | Cleared | Adult | Juvenile | |
| Offense Overview | | Group A Offenses | | | | |
| | | Crimes Against Persons | | | | |
| Offense Total | 30 | Murder | 0 | 0 | 0 | 0 |
| Number Cleared | 29 | Negligent Manslaughter | 0 | 0 | 0 | 0 |
| Percent Cleared | 96.67 % | Negligent Vehicular Manslaughter | 0 | 0 | 0 | 0 |
| Group A Crimes per 100,000 population | N/A | Kidnapping/Abduction | 0 | 0 | 0 | 0 |
| | | Forcible Rape | 0 | 0 | 0 | 0 |
| | | Forcible Sodomy | 0 | 0 | 0 | 0 |
| | | Sexual Assault W/Object | 0 | 0 | 0 | 0 |
| Arrest Overview | | Forcible Fondling | 0 | 0 | 0 | 0 |
| Total Arrests | 96 | Incest | 0 | 0 | 0 | 0 |
| Adult Arrests | 93 | Statutory Rape | 0 | 0 | 0 | 0 |
| Juvenile Arrests | 3 | Aggravated Assault | 0 | 0 | 0 | 0 |
| Unknown Age | 0 | Simple Assault | 0 | 0 | 0 | 0 |
| Arrests per 100,000 population | N/A | Intimidation | 0 | 0 | 0 | 0 |
| | | Stalking | 0 | 0 | 0 | 0 |
| | | Commercial Sex Acts | 0 | 0 | 0 | 0 |
| Average number offenses/incident | 1.43 | Involuntary Servitude | 0 | 0 | 0 | 0 |
| Domestic Violence Victims | | Crimes Against Property | | | | |
| Offense | Reported | Cleared | | | | |
| Murder | 0 | 0 | Arson | 0 | 0 | 0 |
| Aggravated Assault | 0 | 0 | Bribery | 0 | 0 | 0 |
| Simple Assault | 0 | 0 | Burglary | 0 | 0 | 0 |
| Intimidation | 0 | 0 | Counterfeiting/Forgery | 1 | 1 | 1 |
| Stalking | 0 | 0 | Destruction/Damage/Vandalism | 0 | 0 | 0 |
| Forcible Rape | 0 | 0 | Embezzlement | 0 | 0 | 0 |
| Forcible Sodomy | 0 | 0 | Extortion/Blackmail | 0 | 0 | 0 |
| Sexual Assault W/Object | 0 | 0 | Fraud - False Pretenses | 0 | 0 | 0 |
| Forcible Fondling | 0 | 0 | Fraud - Credit Card/ATM | 0 | 0 | 0 |
| Incest | 0 | 0 | Fraud - Impersonation | 0 | 0 | 0 |
| Statutory Rape | 0 | 0 | Fraud - Welfare | 0 | 0 | 0 |
| Kidnapping/Abduction | 0 | 0 | Fraud - Wire | 0 | 0 | 0 |
| Commercial Sex Acts | 0 | 0 | Fraud - Identity Theft | 0 | 0 | 0 |
| Involuntary Servitude | 0 | 0 | Fraud - Computer Hacking/Invasion | 0 | 0 | 0 |
| Total | 0 | 0 | Robbery | 0 | 0 | 0 |
| | | | Theft - Pocket-picking | 0 | 0 | 0 |
| | | | Theft - Purse Snatching | 0 | 0 | 0 |
| Group B Arrests | | | Theft - Shoplifting | 0 | 0 | 0 |
| Offense | Adult | Juvenile | Theft From Building | 0 | 0 | 0 |
| Bad Checks | 0 | 0 | Theft From Coin Machine | 0 | 0 | 0 |
| Curfew/Vagrancy | 0 | 0 | Theft From Motor Vehicle | 1 | 0 | 0 |
| Disorderly Conduct | 2 | 0 | Theft of Motor Vehicle Parts | 0 | 0 | 0 |
| DUI | 0 | 0 | Theft - All Other Larceny | 0 | 0 | 0 |
| Drunkenness | 2 | 0 | Motor Vehicle Theft | 0 | 0 | 0 |
| Family-Non Violent | 0 | 0 | Stolen Property Offenses | 0 | 0 | 0 |
| Liquor Law Violations | 60 | 0 | | | | |
| Peeping Tom | 0 | 0 | | | | |
| Runaway | 0 | 0 | | | | |
| Trespass | 5 | 1 | | | | |
| All Other Offenses | 2 | 1 | | | | |
| Total Group B | 71 | 2 | | | | |

(*) Offenses are counted using the FBI Units of Count for Crime

(**) The 'Arrests' column shows arrests made for incidents during the selected period, regardless of arrest date. Arrest counts for the same period may change over time.

This report is valid as of May 06, 2019 and is subject to change

Cummins Fall State Park - NIBRS Agency Crime Overview - 2018

| Crimes Against Society | | | | |
|------------------------------------|-----------|-----------|-----------|----------|
| Animal Cruelty | 0 | 0 | 0 | 0 |
| Drug/Narcotic Violations | 17 | 17 | 18 | 1 |
| Drug/Narcotic Equipment Violations | 9 | 9 | 1 | 0 |
| Gambling - Betting/Wagering | 0 | 0 | 0 | 0 |
| Gambling - Operating/Promoting | 0 | 0 | 0 | 0 |
| Gambling - Equipment Violations | 0 | 0 | 0 | 0 |
| Gambling - Sports Tampering | 0 | 0 | 0 | 0 |
| Pornography/Obscene Material | 0 | 0 | 0 | 0 |
| Prostitution | 0 | 0 | 0 | 0 |
| Prostitution Assisting/Promoting | 0 | 0 | 0 | 0 |
| Purchasing Prostitution | 0 | 0 | 0 | 0 |
| Weapon Law Violations | 2 | 2 | 2 | 0 |
| Total Group A Offenses | 30 | 29 | 22 | 1 |

(*) Offenses are counted using the FBI Units of Count for Crime

(**) The 'Arrests' column shows arrests made for incidents during the selected period, regardless of arrest date. Arrest counts for the same period may change over time.

David Crockett State Park - NIBRS Agency Crime Overview - 2018

| Crimes Against Society | | | | |
|------------------------------------|----------|----------|----------|----------|
| Animal Cruelty | 0 | 0 | 0 | 0 |
| Drug/Narcotic Violations | 0 | 0 | 0 | 0 |
| Drug/Narcotic Equipment Violations | 0 | 0 | 0 | 0 |
| Gambling - Betting/Wagering | 0 | 0 | 0 | 0 |
| Gambling - Operating/Promoting | 0 | 0 | 0 | 0 |
| Gambling - Equipment Violations | 0 | 0 | 0 | 0 |
| Gambling - Sports Tampering | 0 | 0 | 0 | 0 |
| Pornography/Obscene Material | 0 | 0 | 0 | 0 |
| Prostitution | 0 | 0 | 0 | 0 |
| Prostitution Assisting/Promoting | 0 | 0 | 0 | 0 |
| Purchasing Prostitution | 0 | 0 | 0 | 0 |
| Weapon Law Violations | 0 | 0 | 0 | 0 |
| Total Group A Offenses | 1 | 0 | 0 | 0 |

(*) Offenses are counted using the FBI Units of Count for Crime

(**) The 'Arrests' column shows arrests made for incidents during the selected period, regardless of arrest date. Arrest counts for the same period may change over time.

Davy Crockett Birthplace State Park - NIBRS Agency Crime Overview - 2018

| 2017 Population Estimate | N/A | Offenses (*) | | Arrests (**) | |
|---------------------------------------|-----------------|--------------------------------|---------|--------------|----------|
| | | Reported | Cleared | Adult | Juvenile |
| Offense Overview | | Group A Offenses | | | |
| Crimes Against Persons | | | | | |
| Offense Total | 0 | 0 | 0 | 0 | 0 |
| Number Cleared | 0 | 0 | 0 | 0 | 0 |
| Percent Cleared | 0.00 % | 0 | 0 | 0 | 0 |
| Group A Crimes per 100,000 population | N/A | 0 | 0 | 0 | 0 |
| Arrest Overview | | Crimes Against Property | | | |
| Total Arrests | | | | | |
| Adult Arrests | 0 | 0 | 0 | 0 | 0 |
| Juvenile Arrests | 0 | 0 | 0 | 0 | 0 |
| Unknown Age | 0 | 0 | 0 | 0 | 0 |
| Arrests per 100,000 population | N/A | 0 | 0 | 0 | 0 |
| Average number offenses/incident | 0.00 | 0 | 0 | 0 | 0 |
| Domestic Violence Victims | | | | | |
| Offense | Reported | Cleared | | | |
| Murder | 0 | 0 | 0 | 0 | 0 |
| Aggravated Assault | 0 | 0 | 0 | 0 | 0 |
| Simple Assault | 0 | 0 | 0 | 0 | 0 |
| Intimidation | 0 | 0 | 0 | 0 | 0 |
| Stalking | 0 | 0 | 0 | 0 | 0 |
| Forcible Rape | 0 | 0 | 0 | 0 | 0 |
| Forcible Sodomy | 0 | 0 | 0 | 0 | 0 |
| Sexual Assault W/Object | 0 | 0 | 0 | 0 | 0 |
| Forcible Fondling | 0 | 0 | 0 | 0 | 0 |
| Incest | 0 | 0 | 0 | 0 | 0 |
| Statutory Rape | 0 | 0 | 0 | 0 | 0 |
| Kidnapping/Abduction | 0 | 0 | 0 | 0 | 0 |
| Commercial Sex Acts | 0 | 0 | 0 | 0 | 0 |
| Involuntary Servitude | 0 | 0 | 0 | 0 | 0 |
| Total | 0 | 0 | 0 | 0 | 0 |
| Group B Arrests | | | | | |
| Offense | Adult | Juvenile | | | |
| Bad Checks | 0 | 0 | 0 | 0 | 0 |
| Curfew/Vagrancy | 0 | 0 | 0 | 0 | 0 |
| Disorderly Conduct | 0 | 0 | 0 | 0 | 0 |
| DUI | 0 | 0 | 0 | 0 | 0 |
| Drunkenness | 0 | 0 | 0 | 0 | 0 |
| Family-Non Violent | 0 | 0 | 0 | 0 | 0 |
| Liquor Law Violations | 0 | 0 | 0 | 0 | 0 |
| Peeping Tom | 0 | 0 | 0 | 0 | 0 |
| Runaway | 0 | 0 | 0 | 0 | 0 |
| Trespass | 0 | 0 | 0 | 0 | 0 |
| All Other Offenses | 0 | 0 | 0 | 0 | 0 |
| Total Group B | 0 | 0 | 0 | 0 | 0 |

(*) Offenses are counted using the FBI Units of Count for Crime

(**) The 'Arrests' column shows arrests made for incidents during the selected period, regardless of arrest date. Arrest counts for the same period may change over time.

Davy Crockett Birthplace State Park - NIBRS Agency Crime Overview - 2018

| Crimes Against Society | | | | |
|------------------------------------|----------|----------|----------|----------|
| Animal Cruelty | 0 | 0 | 0 | 0 |
| Drug/Narcotic Violations | 0 | 0 | 0 | 0 |
| Drug/Narcotic Equipment Violations | 0 | 0 | 0 | 0 |
| Gambling - Betting/Wagering | 0 | 0 | 0 | 0 |
| Gambling - Operating/Promoting | 0 | 0 | 0 | 0 |
| Gambling - Equipment Violations | 0 | 0 | 0 | 0 |
| Gambling - Sports Tampering | 0 | 0 | 0 | 0 |
| Pornography/Obscene Material | 0 | 0 | 0 | 0 |
| Prostitution | 0 | 0 | 0 | 0 |
| Prostitution Assisting/Promoting | 0 | 0 | 0 | 0 |
| Purchasing Prostitution | 0 | 0 | 0 | 0 |
| Weapon Law Violations | 0 | 0 | 0 | 0 |
| Total Group A Offenses | 0 | 0 | 0 | 0 |

(*) Offenses are counted using the FBI Units of Count for Crime

(**) The 'Arrests' column shows arrests made for incidents during the selected period, regardless of arrest date. Arrest counts for the same period may change over time.

Dunbar Cave Natural Area - NIBRS Agency Crime Overview - 2018

| 2017 Population Estimate | N/A | Offenses (*) | | Arrests (**) | |
|---------------------------------------|-----------------|--------------------------------|---------|--------------|----------|
| | | Reported | Cleared | Adult | Juvenile |
| Offense Overview | | Group A Offenses | | | |
| | | Crimes Against Persons | | | |
| Offense Total | 0 | 0 | 0 | 0 | 0 |
| Number Cleared | 0 | 0 | 0 | 0 | 0 |
| Percent Cleared | 0.00 % | 0 | 0 | 0 | 0 |
| Group A Crimes per 100,000 population | N/A | 0 | 0 | 0 | 0 |
| | | Crimes Against Property | | | |
| Arrest Overview | | | | | |
| Total Arrests | 0 | 0 | 0 | 0 | 0 |
| Adult Arrests | 0 | 0 | 0 | 0 | 0 |
| Juvenile Arrests | 0 | 0 | 0 | 0 | 0 |
| Unknown Age | 0 | 0 | 0 | 0 | 0 |
| Arrests per 100,000 population | N/A | 0 | 0 | 0 | 0 |
| Average number offenses/incident | 0.00 | 0 | 0 | 0 | 0 |
| Domestic Violence Victims | | | | | |
| Offense | Reported | Cleared | | | |
| Murder | 0 | 0 | 0 | 0 | 0 |
| Aggravated Assault | 0 | 0 | 0 | 0 | 0 |
| Simple Assault | 0 | 0 | 0 | 0 | 0 |
| Intimidation | 0 | 0 | 0 | 0 | 0 |
| Stalking | 0 | 0 | 0 | 0 | 0 |
| Forcible Rape | 0 | 0 | 0 | 0 | 0 |
| Forcible Sodomy | 0 | 0 | 0 | 0 | 0 |
| Sexual Assault W/Object | 0 | 0 | 0 | 0 | 0 |
| Forcible Fondling | 0 | 0 | 0 | 0 | 0 |
| Incest | 0 | 0 | 0 | 0 | 0 |
| Statutory Rape | 0 | 0 | 0 | 0 | 0 |
| Kidnapping/Abduction | 0 | 0 | 0 | 0 | 0 |
| Commercial Sex Acts | 0 | 0 | 0 | 0 | 0 |
| Involuntary Servitude | 0 | 0 | 0 | 0 | 0 |
| Total | 0 | 0 | 0 | 0 | 0 |
| Group B Arrests | | | | | |
| Offense | Adult | Juvenile | | | |
| Bad Checks | 0 | 0 | 0 | 0 | 0 |
| Curfew/Vagrancy | 0 | 0 | 0 | 0 | 0 |
| Disorderly Conduct | 0 | 0 | 0 | 0 | 0 |
| DUI | 0 | 0 | 0 | 0 | 0 |
| Drunkenness | 0 | 0 | 0 | 0 | 0 |
| Family-Non Violent | 0 | 0 | 0 | 0 | 0 |
| Liquor Law Violations | 0 | 0 | 0 | 0 | 0 |
| Peeping Tom | 0 | 0 | 0 | 0 | 0 |
| Runaway | 0 | 0 | 0 | 0 | 0 |
| Trespass | 0 | 0 | 0 | 0 | 0 |
| All Other Offenses | 0 | 0 | 0 | 0 | 0 |
| Total Group B | 0 | 0 | 0 | 0 | 0 |

(*) Offenses are counted using the FBI Units of Count for Crime

(**) The 'Arrests' column shows arrests made for incidents during the selected period, regardless of arrest date. Arrest counts for the same period may change over time.

This report is valid as of May 06, 2019 and is subject to change

Dunbar Cave Natural Area - NIBRS Agency Crime Overview - 2018

| Crimes Against Society | | | | |
|------------------------------------|----------|----------|----------|----------|
| Animal Cruelty | 0 | 0 | 0 | 0 |
| Drug/Narcotic Violations | 0 | 0 | 0 | 0 |
| Drug/Narcotic Equipment Violations | 0 | 0 | 0 | 0 |
| Gambling - Betting/Wagering | 0 | 0 | 0 | 0 |
| Gambling - Operating/Promoting | 0 | 0 | 0 | 0 |
| Gambling - Equipment Violations | 0 | 0 | 0 | 0 |
| Gambling - Sports Tampering | 0 | 0 | 0 | 0 |
| Pornography/Obscene Material | 0 | 0 | 0 | 0 |
| Prostitution | 0 | 0 | 0 | 0 |
| Prostitution Assisting/Promoting | 0 | 0 | 0 | 0 |
| Purchasing Prostitution | 0 | 0 | 0 | 0 |
| Weapon Law Violations | 0 | 0 | 0 | 0 |
| Total Group A Offenses | 0 | 0 | 0 | 0 |

(*) Offenses are counted using the FBI Units of Count for Crime

(**) The 'Arrests' column shows arrests made for incidents during the selected period, regardless of arrest date. Arrest counts for the same period may change over time.

Edgar Evins State Park - NIBRS Agency Crime Overview - 2018

| 2017 Population Estimate | N/A | Offenses (*) | | Arrests (**) | | | |
|---------------------------------------|-----------------|----------------------------------|-----------------------------------|--------------|----------|---|---|
| | | Reported | Cleared | Adult | Juvenile | | |
| Offense Overview | | Group A Offenses | | | | | |
| | | Crimes Against Persons | | | | | |
| Offense Total | 10 | Murder | 0 | 0 | 0 | 0 | |
| Number Cleared | 2 | Negligent Manslaughter | 0 | 0 | 0 | 0 | |
| Percent Cleared | 20.00 % | Negligent Vehicular Manslaughter | 0 | 0 | 0 | 0 | |
| Group A Crimes per 100,000 population | N/A | Kidnapping/Abduction | 0 | 0 | 0 | 0 | |
| | | Forcible Rape | 0 | 0 | 0 | 0 | |
| | | Forcible Sodomy | 0 | 0 | 0 | 0 | |
| | | Sexual Assault W/Object | 0 | 0 | 0 | 0 | |
| Arrest Overview | | Forcible Fondling | 0 | 0 | 0 | 0 | |
| Total Arrests | 3 | Incest | 0 | 0 | 0 | 0 | |
| Adult Arrests | 2 | Statutory Rape | 0 | 0 | 0 | 0 | |
| Juvenile Arrests | 1 | Aggravated Assault | 0 | 0 | 0 | 0 | |
| Unknown Age | 0 | Simple Assault | 0 | 0 | 0 | 0 | |
| Arrests per 100,000 population | N/A | Intimidation | 0 | 0 | 0 | 0 | |
| | | Stalking | 0 | 0 | 0 | 0 | |
| | | Commercial Sex Acts | 0 | 0 | 0 | 0 | |
| Average number offenses/incident | 1.11 | Involuntary Servitude | 0 | 0 | 0 | 0 | |
| Domestic Violence Victims | | Crimes Against Property | | | | | |
| Offense | Reported | Cleared | Arson | 0 | 0 | 0 | 0 |
| Murder | 0 | 0 | Bribery | 0 | 0 | 0 | 0 |
| Aggravated Assault | 0 | 0 | Burglary | 0 | 0 | 0 | 0 |
| Simple Assault | 0 | 0 | Counterfeiting/Forgery | 0 | 0 | 0 | 0 |
| Intimidation | 0 | 0 | Destruction/Damage/Vandalism | 0 | 0 | 0 | 0 |
| Stalking | 0 | 0 | Embezzlement | 0 | 0 | 0 | 0 |
| Forcible Rape | 0 | 0 | Extortion/Blackmail | 0 | 0 | 0 | 0 |
| Forcible Sodomy | 0 | 0 | Fraud - False Pretenses | 0 | 0 | 0 | 0 |
| Sexual Assault W/Object | 0 | 0 | Fraud - Credit Card/ATM | 0 | 0 | 0 | 0 |
| Forcible Fondling | 0 | 0 | Fraud - Impersonation | 0 | 0 | 0 | 0 |
| Incest | 0 | 0 | Fraud - Welfare | 0 | 0 | 0 | 0 |
| Statutory Rape | 0 | 0 | Fraud - Wire | 0 | 0 | 0 | 0 |
| Kidnapping/Abduction | 0 | 0 | Fraud - Identity Theft | 0 | 0 | 0 | 0 |
| Commercial Sex Acts | 0 | 0 | Fraud - Computer Hacking/Invasion | 0 | 0 | 0 | 0 |
| Involuntary Servitude | 0 | 0 | Robbery | 0 | 0 | 0 | 0 |
| Total | 0 | 0 | Theft - Pocket-picking | 0 | 0 | 0 | 0 |
| Group B Arrests | | | Theft - Purse Snatching | 0 | 0 | 0 | 0 |
| Offense | Adult | Juvenile | Theft - Shoplifting | 0 | 0 | 0 | 0 |
| Bad Checks | 0 | 0 | Theft From Building | 0 | 0 | 0 | 0 |
| Curfew/Vagrancy | 0 | 0 | Theft From Coin Machine | 0 | 0 | 0 | 0 |
| Disorderly Conduct | 0 | 0 | Theft From Motor Vehicle | 8 | 1 | 1 | 1 |
| DUI | 0 | 0 | Theft of Motor Vehicle Parts | 0 | 0 | 0 | 0 |
| Drunkenness | 1 | 0 | Theft - All Other Larceny | 1 | 0 | 0 | 0 |
| Family-Non Violent | 0 | 0 | Motor Vehicle Theft | 0 | 0 | 0 | 0 |
| Liquor Law Violations | 0 | 0 | Stolen Property Offenses | 0 | 0 | 0 | 0 |
| Peeping Tom | 0 | 0 | | | | | |
| Runaway | 0 | 0 | | | | | |
| Trespass | 0 | 0 | | | | | |
| All Other Offenses | 0 | 0 | | | | | |
| Total Group B | 1 | 0 | | | | | |

(*) Offenses are counted using the FBI Units of Count for Crime

(**) The 'Arrests' column shows arrests made for incidents during the selected period, regardless of arrest date. Arrest counts for the same period may change over time.

Edgar Evins State Park - NIBRS Agency Crime Overview - 2018

| Crimes Against Society | | | | |
|------------------------------------|-----------|----------|----------|----------|
| Animal Cruelty | 0 | 0 | 0 | 0 |
| Drug/Narcotic Violations | 1 | 1 | 0 | 0 |
| Drug/Narcotic Equipment Violations | 0 | 0 | 0 | 0 |
| Gambling - Betting/Wagering | 0 | 0 | 0 | 0 |
| Gambling - Operating/Promoting | 0 | 0 | 0 | 0 |
| Gambling - Equipment Violations | 0 | 0 | 0 | 0 |
| Gambling - Sports Tampering | 0 | 0 | 0 | 0 |
| Pornography/Obscene Material | 0 | 0 | 0 | 0 |
| Prostitution | 0 | 0 | 0 | 0 |
| Prostitution Assisting/Promoting | 0 | 0 | 0 | 0 |
| Purchasing Prostitution | 0 | 0 | 0 | 0 |
| Weapon Law Violations | 0 | 0 | 0 | 0 |
| Total Group A Offenses | 10 | 2 | 1 | 1 |

(*) Offenses are counted using the FBI Units of Count for Crime

(**) The 'Arrests' column shows arrests made for incidents during the selected period, regardless of arrest date. Arrest counts for the same period may change over time.

Fall Creek Falls State Park - NIBRS Agency Crime Overview - 2018

| 2017 Population Estimate | N/A | Offenses (*) | | Arrests (**) | | |
|---------------------------------------|----------|----------------------------------|-----------------------------------|--------------|----------|---|
| | | Reported | Cleared | Adult | Juvenile | |
| Offense Overview | | Group A Offenses | | | | |
| | | Crimes Against Persons | | | | |
| Offense Total | 8 | Murder | 0 | 0 | 0 | 0 |
| Number Cleared | 4 | Negligent Manslaughter | 0 | 0 | 0 | 0 |
| Percent Cleared | 50.00 % | Negligent Vehicular Manslaughter | 0 | 0 | 0 | 0 |
| Group A Crimes per 100,000 population | N/A | Kidnapping/Abduction | 0 | 0 | 0 | 0 |
| | | Forcible Rape | 0 | 0 | 0 | 0 |
| | | Forcible Sodomy | 0 | 0 | 0 | 0 |
| | | Sexual Assault W/Object | 0 | 0 | 0 | 0 |
| Arrest Overview | | Forcible Fondling | 0 | 0 | 0 | 0 |
| Total Arrests | 6 | Incest | 0 | 0 | 0 | 0 |
| Adult Arrests | 6 | Statutory Rape | 0 | 0 | 0 | 0 |
| Juvenile Arrests | 0 | Aggravated Assault | 1 | 1 | 1 | 0 |
| Unknown Age | 0 | Simple Assault | 0 | 0 | 0 | 0 |
| Arrests per 100,000 population | N/A | Intimidation | 0 | 0 | 0 | 0 |
| | | Stalking | 0 | 0 | 0 | 0 |
| | | Commercial Sex Acts | 0 | 0 | 0 | 0 |
| Average number offenses/incident | 1.14 | Involuntary Servitude | 0 | 0 | 0 | 0 |
| | | Crimes Against Property | | | | |
| Domestic Violence Victims | | Arson | 0 | 0 | 0 | 0 |
| Offense | Reported | Cleared | | | | |
| Murder | 0 | 0 | Bribery | 0 | 0 | 0 |
| Aggravated Assault | 1 | 1 | Burglary | 0 | 0 | 0 |
| Simple Assault | 0 | 0 | Counterfeiting/Forgery | 0 | 0 | 0 |
| Intimidation | 0 | 0 | Destruction/Damage/Vandalism | 0 | 0 | 0 |
| Stalking | 0 | 0 | Embezzlement | 0 | 0 | 0 |
| Forcible Rape | 0 | 0 | Extortion/Blackmail | 0 | 0 | 0 |
| Forcible Sodomy | 0 | 0 | Fraud - False Pretenses | 0 | 0 | 0 |
| Sexual Assault W/Object | 0 | 0 | Fraud - Credit Card/ATM | 0 | 0 | 0 |
| Forcible Fondling | 0 | 0 | Fraud - Impersonation | 0 | 0 | 0 |
| Incest | 0 | 0 | Fraud - Welfare | 0 | 0 | 0 |
| Statutory Rape | 0 | 0 | Fraud - Wire | 0 | 0 | 0 |
| Kidnapping/Abduction | 0 | 0 | Fraud - Identity Theft | 0 | 0 | 0 |
| Commercial Sex Acts | 0 | 0 | Fraud - Computer Hacking/Invasion | 0 | 0 | 0 |
| Involuntary Servitude | 0 | 0 | Robbery | 0 | 0 | 0 |
| Total | 1 | 1 | Theft - Pocket-picking | 0 | 0 | 0 |
| | | | Theft - Purse Snatching | 0 | 0 | 0 |
| Group B Arrests | | | Theft - Shoplifting | 0 | 0 | 0 |
| Offense | Adult | Juvenile | Theft From Building | 2 | 0 | 0 |
| Bad Checks | 0 | 0 | Theft From Coin Machine | 0 | 0 | 0 |
| Curfew/Vagrancy | 0 | 0 | Theft From Motor Vehicle | 0 | 0 | 0 |
| Disorderly Conduct | 0 | 0 | Theft of Motor Vehicle Parts | 0 | 0 | 0 |
| DUI | 1 | 0 | Theft - All Other Larceny | 1 | 0 | 0 |
| Drunkenness | 1 | 0 | Motor Vehicle Theft | 0 | 0 | 0 |
| Family-Non Violent | 0 | 0 | Stolen Property Offenses | 0 | 0 | 0 |
| Liquor Law Violations | 0 | 0 | | | | |
| Peeping Tom | 0 | 0 | | | | |
| Runaway | 0 | 0 | | | | |
| Trespass | 0 | 0 | | | | |
| All Other Offenses | 1 | 0 | | | | |
| Total Group B | 3 | 0 | | | | |

(*) Offenses are counted using the FBI Units of Count for Crime
(**) The 'Arrests' column shows arrests made for incidents during the selected period, regardless of arrest date. Arrest counts for the same period may change over time.
This report is valid as of May 06, 2019 and is subject to change

Fall Creek Falls State Park - NIBRS Agency Crime Overview - 2018

| Crimes Against Society | | | | |
|------------------------------------|----------|----------|----------|----------|
| Animal Cruelty | 0 | 0 | 0 | 0 |
| Drug/Narcotic Violations | 3 | 2 | 2 | 0 |
| Drug/Narcotic Equipment Violations | 1 | 1 | 0 | 0 |
| Gambling - Betting/Wagering | 0 | 0 | 0 | 0 |
| Gambling - Operating/Promoting | 0 | 0 | 0 | 0 |
| Gambling - Equipment Violations | 0 | 0 | 0 | 0 |
| Gambling - Sports Tampering | 0 | 0 | 0 | 0 |
| Pornography/Obscene Material | 0 | 0 | 0 | 0 |
| Prostitution | 0 | 0 | 0 | 0 |
| Prostitution Assisting/Promoting | 0 | 0 | 0 | 0 |
| Purchasing Prostitution | 0 | 0 | 0 | 0 |
| Weapon Law Violations | 0 | 0 | 0 | 0 |
| Total Group A Offenses | 8 | 4 | 3 | 0 |

(*) Offenses are counted using the FBI Units of Count for Crime

(**) The 'Arrests' column shows arrests made for incidents during the selected period, regardless of arrest date. Arrest counts for the same period may change over time.

Fort Loudon State Historic Park - NIBRS Agency Crime Overview - 2018

| 2017 Population Estimate | N/A | Offenses (*) | | Arrests (**) | |
|---------------------------------------|-----------------|--------------------------------|---------|--------------|----------|
| | | Reported | Cleared | Adult | Juvenile |
| Offense Overview | | Group A Offenses | | | |
| Crimes Against Persons | | | | | |
| Offense Total | 0 | 0 | 0 | 0 | 0 |
| Number Cleared | 0 | 0 | 0 | 0 | 0 |
| Percent Cleared | 0.00 % | 0 | 0 | 0 | 0 |
| Group A Crimes per 100,000 population | N/A | 0 | 0 | 0 | 0 |
| Arrest Overview | | Crimes Against Property | | | |
| Total Arrests | | | | | |
| Adult Arrests | 0 | 0 | 0 | 0 | 0 |
| Juvenile Arrests | 0 | 0 | 0 | 0 | 0 |
| Unknown Age | 0 | 0 | 0 | 0 | 0 |
| Arrests per 100,000 population | N/A | 0 | 0 | 0 | 0 |
| Average number offenses/incident | 0.00 | 0 | 0 | 0 | 0 |
| Domestic Violence Victims | | | | | |
| Offense | Reported | Cleared | | | |
| Murder | 0 | 0 | 0 | 0 | 0 |
| Aggravated Assault | 0 | 0 | 0 | 0 | 0 |
| Simple Assault | 0 | 0 | 0 | 0 | 0 |
| Intimidation | 0 | 0 | 0 | 0 | 0 |
| Stalking | 0 | 0 | 0 | 0 | 0 |
| Forcible Rape | 0 | 0 | 0 | 0 | 0 |
| Forcible Sodomy | 0 | 0 | 0 | 0 | 0 |
| Sexual Assault W/Object | 0 | 0 | 0 | 0 | 0 |
| Forcible Fondling | 0 | 0 | 0 | 0 | 0 |
| Incest | 0 | 0 | 0 | 0 | 0 |
| Statutory Rape | 0 | 0 | 0 | 0 | 0 |
| Kidnapping/Abduction | 0 | 0 | 0 | 0 | 0 |
| Commercial Sex Acts | 0 | 0 | 0 | 0 | 0 |
| Involuntary Servitude | 0 | 0 | 0 | 0 | 0 |
| Total | 0 | 0 | 0 | 0 | 0 |
| Group B Arrests | | | | | |
| Offense | Adult | Juvenile | | | |
| Bad Checks | 0 | 0 | 0 | 0 | 0 |
| Curfew/Vagrancy | 0 | 0 | 0 | 0 | 0 |
| Disorderly Conduct | 0 | 0 | 0 | 0 | 0 |
| DUI | 0 | 0 | 0 | 0 | 0 |
| Drunkenness | 0 | 0 | 0 | 0 | 0 |
| Family-Non Violent | 0 | 0 | 0 | 0 | 0 |
| Liquor Law Violations | 0 | 0 | 0 | 0 | 0 |
| Peeping Tom | 0 | 0 | 0 | 0 | 0 |
| Runaway | 0 | 0 | 0 | 0 | 0 |
| Trespass | 0 | 0 | 0 | 0 | 0 |
| All Other Offenses | 0 | 0 | 0 | 0 | 0 |
| Total Group B | 0 | 0 | 0 | 0 | 0 |

(*) Offenses are counted using the FBI Units of Count for Crime

(**) The 'Arrests' column shows arrests made for incidents during the selected period, regardless of arrest date. Arrest counts for the same period may change over time.

Fort Loudon State Historic Park - NIBRS Agency Crime Overview - 2018

| Crimes Against Society | | | | |
|------------------------------------|----------|----------|----------|----------|
| Animal Cruelty | 0 | 0 | 0 | 0 |
| Drug/Narcotic Violations | 0 | 0 | 0 | 0 |
| Drug/Narcotic Equipment Violations | 0 | 0 | 0 | 0 |
| Gambling - Betting/Wagering | 0 | 0 | 0 | 0 |
| Gambling - Operating/Promoting | 0 | 0 | 0 | 0 |
| Gambling - Equipment Violations | 0 | 0 | 0 | 0 |
| Gambling - Sports Tampering | 0 | 0 | 0 | 0 |
| Pornography/Obscene Material | 0 | 0 | 0 | 0 |
| Prostitution | 0 | 0 | 0 | 0 |
| Prostitution Assisting/Promoting | 0 | 0 | 0 | 0 |
| Purchasing Prostitution | 0 | 0 | 0 | 0 |
| Weapon Law Violations | 0 | 0 | 0 | 0 |
| Total Group A Offenses | 0 | 0 | 0 | 0 |

(*) Offenses are counted using the FBI Units of Count for Crime

(**) The 'Arrests' column shows arrests made for incidents during the selected period, regardless of arrest date. Arrest counts for the same period may change over time.

Fort Pillow State Historic Park - NIBRS Agency Crime Overview - 2018

| 2017 Population Estimate | N/A | Offenses (*) | | Arrests (**) | |
|---------------------------------------|-----------------|--------------------------------|---------|--------------|----------|
| | | Reported | Cleared | Adult | Juvenile |
| Offense Overview | | Group A Offenses | | | |
| | | Crimes Against Persons | | | |
| Offense Total | 0 | 0 | 0 | 0 | 0 |
| Number Cleared | 0 | 0 | 0 | 0 | 0 |
| Percent Cleared | 0.00 % | 0 | 0 | 0 | 0 |
| Group A Crimes per 100,000 population | N/A | 0 | 0 | 0 | 0 |
| | | Crimes Against Property | | | |
| Arrest Overview | | | | | |
| Total Arrests | 2 | 0 | 0 | 0 | 0 |
| Adult Arrests | 2 | 0 | 0 | 0 | 0 |
| Juvenile Arrests | 0 | 0 | 0 | 0 | 0 |
| Unknown Age | 0 | 0 | 0 | 0 | 0 |
| Arrests per 100,000 population | N/A | 0 | 0 | 0 | 0 |
| Average number offenses/incident | 0.00 | 0 | 0 | 0 | 0 |
| Domestic Violence Victims | | | | | |
| Offense | Reported | Cleared | | | |
| Murder | 0 | 0 | 0 | 0 | 0 |
| Aggravated Assault | 0 | 0 | 0 | 0 | 0 |
| Simple Assault | 0 | 0 | 0 | 0 | 0 |
| Intimidation | 0 | 0 | 0 | 0 | 0 |
| Stalking | 0 | 0 | 0 | 0 | 0 |
| Forcible Rape | 0 | 0 | 0 | 0 | 0 |
| Forcible Sodomy | 0 | 0 | 0 | 0 | 0 |
| Sexual Assault W/Object | 0 | 0 | 0 | 0 | 0 |
| Forcible Fondling | 0 | 0 | 0 | 0 | 0 |
| Incest | 0 | 0 | 0 | 0 | 0 |
| Statutory Rape | 0 | 0 | 0 | 0 | 0 |
| Kidnapping/Abduction | 0 | 0 | 0 | 0 | 0 |
| Commercial Sex Acts | 0 | 0 | 0 | 0 | 0 |
| Involuntary Servitude | 0 | 0 | 0 | 0 | 0 |
| Total | 0 | 0 | 0 | 0 | 0 |
| Group B Arrests | | | | | |
| Offense | Adult | Juvenile | | | |
| Bad Checks | 0 | 0 | 0 | 0 | 0 |
| Curfew/Vagrancy | 0 | 0 | 0 | 0 | 0 |
| Disorderly Conduct | 0 | 0 | 0 | 0 | 0 |
| DUI | 0 | 0 | 0 | 0 | 0 |
| Drunkenness | 0 | 0 | 0 | 0 | 0 |
| Family-Non Violent | 0 | 0 | 0 | 0 | 0 |
| Liquor Law Violations | 2 | 0 | 0 | 0 | 0 |
| Peeping Tom | 0 | 0 | 0 | 0 | 0 |
| Runaway | 0 | 0 | 0 | 0 | 0 |
| Trespass | 0 | 0 | 0 | 0 | 0 |
| All Other Offenses | 0 | 0 | 0 | 0 | 0 |
| Total Group B | 2 | 0 | 0 | 0 | 0 |

(*) Offenses are counted using the FBI Units of Count for Crime

(**) The 'Arrests' column shows arrests made for incidents during the selected period, regardless of arrest date. Arrest counts for the same period may change over time.

Fort Pillow State Historic Park - NIBRS Agency Crime Overview - 2018

| Crimes Against Society | | | | |
|------------------------------------|----------|----------|----------|----------|
| Animal Cruelty | 0 | 0 | 0 | 0 |
| Drug/Narcotic Violations | 0 | 0 | 0 | 0 |
| Drug/Narcotic Equipment Violations | 0 | 0 | 0 | 0 |
| Gambling - Betting/Wagering | 0 | 0 | 0 | 0 |
| Gambling - Operating/Promoting | 0 | 0 | 0 | 0 |
| Gambling - Equipment Violations | 0 | 0 | 0 | 0 |
| Gambling - Sports Tampering | 0 | 0 | 0 | 0 |
| Pornography/Obscene Material | 0 | 0 | 0 | 0 |
| Prostitution | 0 | 0 | 0 | 0 |
| Prostitution Assisting/Promoting | 0 | 0 | 0 | 0 |
| Purchasing Prostitution | 0 | 0 | 0 | 0 |
| Weapon Law Violations | 0 | 0 | 0 | 0 |
| Total Group A Offenses | 0 | 0 | 0 | 0 |

(*) Offenses are counted using the FBI Units of Count for Crime

(**) The 'Arrests' column shows arrests made for incidents during the selected period, regardless of arrest date. Arrest counts for the same period may change over time.

Frozen Head Natural Area - NIBRS Agency Crime Overview - 2018

| 2017 Population Estimate | N/A | Offenses (*) | | Arrests (**) | | | |
|---------------------------------------|-----------------|----------------------------------|-----------------------------------|--------------|----------|---|---|
| | | Reported | Cleared | Adult | Juvenile | | |
| Offense Overview | | Group A Offenses | | | | | |
| Offense Total | | Crimes Against Persons | | | | | |
| Number Cleared | 0 | Murder | 0 | 0 | 0 | 0 | |
| Percent Cleared | 0.00 % | Negligent Manslaughter | 0 | 0 | 0 | 0 | |
| | | Negligent Vehicular Manslaughter | 0 | 0 | 0 | 0 | |
| Group A Crimes per 100,000 population | N/A | Kidnapping/Abduction | 0 | 0 | 0 | 0 | |
| | | Forcible Rape | 0 | 0 | 0 | 0 | |
| | | Forcible Sodomy | 0 | 0 | 0 | 0 | |
| | | Sexual Assault W/Object | 0 | 0 | 0 | 0 | |
| Arrest Overview | | Forcible Fondling | 0 | 0 | 0 | 0 | |
| Total Arrests | 3 | Incest | 0 | 0 | 0 | 0 | |
| Adult Arrests | 3 | Statutory Rape | 0 | 0 | 0 | 0 | |
| Juvenile Arrests | 0 | Aggravated Assault | 0 | 0 | 0 | 0 | |
| Unknown Age | 0 | Simple Assault | 0 | 0 | 0 | 0 | |
| Arrests per 100,000 population | N/A | Intimidation | 0 | 0 | 0 | 0 | |
| | | Stalking | 0 | 0 | 0 | 0 | |
| | | Commercial Sex Acts | 0 | 0 | 0 | 0 | |
| Average number offenses/incident | 1.00 | Involuntary Servitude | 0 | 0 | 0 | 0 | |
| Domestic Violence Victims | | Crimes Against Property | | | | | |
| Offense | Reported | Cleared | Arson | 0 | 0 | 0 | 0 |
| Murder | 0 | 0 | Bribery | 0 | 0 | 0 | 0 |
| Aggravated Assault | 0 | 0 | Burglary | 0 | 0 | 0 | 0 |
| Simple Assault | 0 | 0 | Counterfeiting/Forgery | 0 | 0 | 0 | 0 |
| Intimidation | 0 | 0 | Destruction/Damage/Vandalism | 0 | 0 | 0 | 0 |
| Stalking | 0 | 0 | Embezzlement | 0 | 0 | 0 | 0 |
| Forcible Rape | 0 | 0 | Extortion/Blackmail | 0 | 0 | 0 | 0 |
| Forcible Sodomy | 0 | 0 | Fraud - False Pretenses | 0 | 0 | 0 | 0 |
| Sexual Assault W/Object | 0 | 0 | Fraud - Credit Card/ATM | 0 | 0 | 0 | 0 |
| Forcible Fondling | 0 | 0 | Fraud - Impersonation | 0 | 0 | 0 | 0 |
| Incest | 0 | 0 | Fraud - Welfare | 0 | 0 | 0 | 0 |
| Statutory Rape | 0 | 0 | Fraud - Wire | 0 | 0 | 0 | 0 |
| Kidnapping/Abduction | 0 | 0 | Fraud - Identity Theft | 0 | 0 | 0 | 0 |
| Commercial Sex Acts | 0 | 0 | Fraud - Computer Hacking/Invasion | 0 | 0 | 0 | 0 |
| Involuntary Servitude | 0 | 0 | Robbery | 0 | 0 | 0 | 0 |
| Total | 0 | 0 | Theft - Pocket-picking | 0 | 0 | 0 | 0 |
| | | | Theft - Purse Snatching | 0 | 0 | 0 | 0 |
| Group B Arrests | | | Theft - Shoplifting | 0 | 0 | 0 | 0 |
| Offense | Adult | Juvenile | Theft From Building | 0 | 0 | 0 | 0 |
| Bad Checks | 0 | 0 | Theft From Coin Machine | 0 | 0 | 0 | 0 |
| Curfew/Vagrancy | 0 | 0 | Theft From Motor Vehicle | 1 | 0 | 0 | 0 |
| Disorderly Conduct | 0 | 0 | Theft of Motor Vehicle Parts | 0 | 0 | 0 | 0 |
| DUI | 0 | 0 | Theft - All Other Larceny | 0 | 0 | 0 | 0 |
| Drunkenness | 0 | 0 | Motor Vehicle Theft | 0 | 0 | 0 | 0 |
| Family-Non Violent | 0 | 0 | Stolen Property Offenses | 0 | 0 | 0 | 0 |
| Liquor Law Violations | 1 | 0 | | | | | |
| Peeping Tom | 0 | 0 | | | | | |
| Runaway | 0 | 0 | | | | | |
| Trespass | 0 | 0 | | | | | |
| All Other Offenses | 2 | 0 | | | | | |
| Total Group B | 3 | 0 | | | | | |

(*) Offenses are counted using the FBI Units of Count for Crime

(**) The 'Arrests' column shows arrests made for incidents during the selected period, regardless of arrest date. Arrest counts for the same period may change over time.

Frozen Head Natural Area - NIBRS Agency Crime Overview - 2018

| Crimes Against Society | | | | |
|------------------------------------|----------|----------|----------|----------|
| Animal Cruelty | 0 | 0 | 0 | 0 |
| Drug/Narcotic Violations | 0 | 0 | 0 | 0 |
| Drug/Narcotic Equipment Violations | 0 | 0 | 0 | 0 |
| Gambling - Betting/Wagering | 0 | 0 | 0 | 0 |
| Gambling - Operating/Promoting | 0 | 0 | 0 | 0 |
| Gambling - Equipment Violations | 0 | 0 | 0 | 0 |
| Gambling - Sports Tampering | 0 | 0 | 0 | 0 |
| Pornography/Obscene Material | 0 | 0 | 0 | 0 |
| Prostitution | 0 | 0 | 0 | 0 |
| Prostitution Assisting/Promoting | 0 | 0 | 0 | 0 |
| Purchasing Prostitution | 0 | 0 | 0 | 0 |
| Weapon Law Violations | 0 | 0 | 0 | 0 |
| Total Group A Offenses | 1 | 0 | 0 | 0 |

(*) Offenses are counted using the FBI Units of Count for Crime

(**) The 'Arrests' column shows arrests made for incidents during the selected period, regardless of arrest date. Arrest counts for the same period may change over time.

Harpeth Scenic River & Narrows Historic Area - NIBRS Agency Crime Overview - 2018

| 2017 Population Estimate | | N/A | Offenses (*) | | Arrests (**) | |
|---------------------------------------|-----------------|-----------------|-----------------------------------|---------|--------------|----------|
| | | | Reported | Cleared | Adult | Juvenile |
| Offense Overview | | | Group A Offenses | | | |
| | | | Crimes Against Persons | | | |
| Offense Total | 8 | | 0 | 0 | 0 | 0 |
| Number Cleared | 2 | | 0 | 0 | 0 | 0 |
| Percent Cleared | 25.00 % | | 0 | 0 | 0 | 0 |
| Group A Crimes per 100,000 population | N/A | | 0 | 0 | 0 | 0 |
| | | | 0 | 0 | 0 | 0 |
| | | | 0 | 0 | 0 | 0 |
| | | | 0 | 0 | 0 | 0 |
| | | | 0 | 0 | 0 | 0 |
| Arrest Overview | | | 0 | 0 | 0 | 0 |
| Total Arrests | 3 | | 0 | 0 | 0 | 0 |
| Adult Arrests | 3 | | 0 | 0 | 0 | 0 |
| Juvenile Arrests | 0 | | 0 | 0 | 0 | 0 |
| Unknown Age | 0 | | 0 | 0 | 0 | 0 |
| Arrests per 100,000 population | N/A | | 0 | 0 | 0 | 0 |
| | | | 0 | 0 | 0 | 0 |
| Average number offenses/incident | 1.00 | | 0 | 0 | 0 | 0 |
| Domestic Violence Victims | | | Crimes Against Property | | | |
| Offense | Reported | Cleared | Arson | 0 | 0 | 0 |
| Murder | 0 | 0 | Bribery | 0 | 0 | 0 |
| Aggravated Assault | 0 | 0 | Burglary | 0 | 0 | 0 |
| Simple Assault | 0 | 0 | Counterfeiting/Forgery | 0 | 0 | 0 |
| Intimidation | 0 | 0 | Destruction/Damage/Vandalism | 3 | 0 | 0 |
| Stalking | 0 | 0 | Embezzlement | 0 | 0 | 0 |
| Forcible Rape | 0 | 0 | Extortion/Blackmail | 0 | 0 | 0 |
| Forcible Sodomy | 0 | 0 | Fraud - False Pretenses | 0 | 0 | 0 |
| Sexual Assault W/Object | 0 | 0 | Fraud - Credit Card/ATM | 0 | 0 | 0 |
| Forcible Fondling | 0 | 0 | Fraud - Impersonation | 0 | 0 | 0 |
| Incest | 0 | 0 | Fraud - Welfare | 0 | 0 | 0 |
| Statutory Rape | 0 | 0 | Fraud - Wire | 0 | 0 | 0 |
| Kidnapping/Abduction | 0 | 0 | Fraud - Identity Theft | 0 | 0 | 0 |
| Commercial Sex Acts | 0 | 0 | Fraud - Computer Hacking/Invasion | 0 | 0 | 0 |
| Involuntary Servitude | 0 | 0 | Robbery | 0 | 0 | 0 |
| Total | 0 | 0 | Theft - Pocket-picking | 0 | 0 | 0 |
| | | | Theft - Purse Snatching | 0 | 0 | 0 |
| Group B Arrests | | | Theft - Shoplifting | 0 | 0 | 0 |
| Offense | Adult | Juvenile | Theft From Building | 0 | 0 | 0 |
| Bad Checks | 0 | 0 | Theft From Coin Machine | 0 | 0 | 0 |
| Curfew/Vagrancy | 0 | 0 | Theft From Motor Vehicle | 2 | 0 | 0 |
| Disorderly Conduct | 1 | 0 | Theft of Motor Vehicle Parts | 0 | 0 | 0 |
| DUI | 0 | 0 | Theft - All Other Larceny | 0 | 0 | 0 |
| Drunkenness | 0 | 0 | Motor Vehicle Theft | 0 | 0 | 0 |
| Family-Non Violent | 0 | 0 | Stolen Property Offenses | 0 | 0 | 0 |
| Liquor Law Violations | 0 | 0 | | | | |
| Peeping Tom | 0 | 0 | | | | |
| Runaway | 0 | 0 | | | | |
| Trespass | 0 | 0 | | | | |
| All Other Offenses | 0 | 0 | | | | |
| Total Group B | 1 | 0 | | | | |

(*) Offenses are counted using the FBI Units of Count for Crime

(**) The 'Arrests' column shows arrests made for incidents during the selected period, regardless of arrest date. Arrest counts for the same period may change over time.

This report is valid as of May 06, 2019 and is subject to change

Harpeth Scenic River & Narrows Historic Area - NIBRS Agency Crime Overview - 2018

| Crimes Against Society | | | | |
|------------------------------------|----------|----------|----------|----------|
| Animal Cruelty | 0 | 0 | 0 | 0 |
| Drug/Narcotic Violations | 1 | 1 | 1 | 0 |
| Drug/Narcotic Equipment Violations | 1 | 0 | 0 | 0 |
| Gambling - Betting/Wagering | 0 | 0 | 0 | 0 |
| Gambling - Operating/Promoting | 0 | 0 | 0 | 0 |
| Gambling - Equipment Violations | 0 | 0 | 0 | 0 |
| Gambling - Sports Tampering | 0 | 0 | 0 | 0 |
| Pornography/Obscene Material | 0 | 0 | 0 | 0 |
| Prostitution | 0 | 0 | 0 | 0 |
| Prostitution Assisting/Promoting | 0 | 0 | 0 | 0 |
| Purchasing Prostitution | 0 | 0 | 0 | 0 |
| Weapon Law Violations | 1 | 1 | 1 | 0 |
| Total Group A Offenses | 8 | 2 | 2 | 0 |

(*) Offenses are counted using the FBI Units of Count for Crime

(**) The 'Arrests' column shows arrests made for incidents during the selected period, regardless of arrest date. Arrest counts for the same period may change over time.

Harrison Bay State Park - NIBRS Agency Crime Overview - 2018

| 2017 Population Estimate | N/A | Offenses (*) | | Arrests (**) | |
|---------------------------------------|-----------------|--------------------------------|---------|--------------|----------|
| | | Reported | Cleared | Adult | Juvenile |
| Offense Overview | | Group A Offenses | | | |
| | | Crimes Against Persons | | | |
| Offense Total | 7 | 0 | 0 | 0 | 0 |
| Number Cleared | 0 | 0 | 0 | 0 | 0 |
| Percent Cleared | 0.00 % | 0 | 0 | 0 | 0 |
| Group A Crimes per 100,000 population | N/A | 0 | 0 | 0 | 0 |
| | | Crimes Against Property | | | |
| | | Crimes Against Persons | | | |
| | | Crimes Against Property | | | |
| Arrest Overview | | | | | |
| Total Arrests | 0 | 0 | 0 | 0 | 0 |
| Adult Arrests | 0 | 0 | 0 | 0 | 0 |
| Juvenile Arrests | 0 | 0 | 0 | 0 | 0 |
| Unknown Age | 0 | 0 | 0 | 0 | 0 |
| Arrests per 100,000 population | N/A | 1 | 0 | 0 | 0 |
| Average number offenses/incident | 1.00 | 0 | 0 | 0 | 0 |
| Domestic Violence Victims | | | | | |
| Offense | Reported | Cleared | | | |
| Murder | 0 | 0 | 0 | 0 | 0 |
| Aggravated Assault | 0 | 0 | 0 | 0 | 0 |
| Simple Assault | 0 | 0 | 0 | 0 | 0 |
| Intimidation | 0 | 0 | 0 | 0 | 0 |
| Stalking | 0 | 0 | 0 | 0 | 0 |
| Forcible Rape | 0 | 0 | 0 | 0 | 0 |
| Forcible Sodomy | 0 | 0 | 0 | 0 | 0 |
| Sexual Assault W/Object | 0 | 0 | 0 | 0 | 0 |
| Forcible Fondling | 0 | 0 | 0 | 0 | 0 |
| Incest | 0 | 0 | 0 | 0 | 0 |
| Statutory Rape | 0 | 0 | 0 | 0 | 0 |
| Kidnapping/Abduction | 0 | 0 | 0 | 0 | 0 |
| Commercial Sex Acts | 0 | 0 | 0 | 0 | 0 |
| Involuntary Servitude | 0 | 0 | 0 | 0 | 0 |
| Total | 0 | 0 | | | |
| Group B Arrests | | | | | |
| Offense | Adult | Juvenile | | | |
| Bad Checks | 0 | 0 | 0 | 0 | 0 |
| Curfew/Vagrancy | 0 | 0 | 0 | 0 | 0 |
| Disorderly Conduct | 0 | 0 | 0 | 0 | 0 |
| DUI | 0 | 0 | 0 | 0 | 0 |
| Drunkenness | 0 | 0 | 0 | 0 | 0 |
| Family-Non Violent | 0 | 0 | 0 | 0 | 0 |
| Liquor Law Violations | 0 | 0 | 0 | 0 | 0 |
| Peeping Tom | 0 | 0 | 0 | 0 | 0 |
| Runaway | 0 | 0 | 0 | 0 | 0 |
| Trespass | 0 | 0 | 0 | 0 | 0 |
| All Other Offenses | 0 | 0 | 0 | 0 | 0 |
| Total Group B | 0 | 0 | | | |

(*) Offenses are counted using the FBI Units of Count for Crime

(**) The 'Arrests' column shows arrests made for incidents during the selected period, regardless of arrest date. Arrest counts for the same period may change over time.

This report is valid as of May 06, 2019 and is subject to change

Harrison Bay State Park - NIBRS Agency Crime Overview - 2018

| Crimes Against Society | | | | |
|------------------------------------|----------|----------|----------|----------|
| Animal Cruelty | 0 | 0 | 0 | 0 |
| Drug/Narcotic Violations | 0 | 0 | 0 | 0 |
| Drug/Narcotic Equipment Violations | 0 | 0 | 0 | 0 |
| Gambling - Betting/Wagering | 0 | 0 | 0 | 0 |
| Gambling - Operating/Promoting | 0 | 0 | 0 | 0 |
| Gambling - Equipment Violations | 0 | 0 | 0 | 0 |
| Gambling - Sports Tampering | 0 | 0 | 0 | 0 |
| Pornography/Obscene Material | 0 | 0 | 0 | 0 |
| Prostitution | 0 | 0 | 0 | 0 |
| Prostitution Assisting/Promoting | 0 | 0 | 0 | 0 |
| Purchasing Prostitution | 0 | 0 | 0 | 0 |
| Weapon Law Violations | 0 | 0 | 0 | 0 |
| Total Group A Offenses | 7 | 0 | 0 | 0 |

(*) Offenses are counted using the FBI Units of Count for Crime

(**) The 'Arrests' column shows arrests made for incidents during the selected period, regardless of arrest date. Arrest counts for the same period may change over time.

Henry Horton State Park - NIBRS Agency Crime Overview - 2018

| 2017 Population Estimate | N/A | Offenses (*) | | Arrests (**) | |
|---------------------------------------|-----------------|--------------------------------|---------|--------------|----------|
| | | Reported | Cleared | Adult | Juvenile |
| Offense Overview | | Group A Offenses | | | |
| Crimes Against Persons | | | | | |
| Offense Total | 17 | 0 | 0 | 0 | 0 |
| Number Cleared | 2 | 0 | 0 | 0 | 0 |
| Percent Cleared | 11.76 % | 0 | 0 | 0 | 0 |
| Group A Crimes per 100,000 population | N/A | 0 | 0 | 0 | 0 |
| Arrest Overview | | Crimes Against Property | | | |
| Total Arrests | | | | | |
| Adult Arrests | 12 | 0 | 0 | 0 | 0 |
| Juvenile Arrests | 0 | 0 | 0 | 0 | 0 |
| Unknown Age | 0 | 1 | 0 | 0 | 0 |
| Arrests per 100,000 population | N/A | 1 | 0 | 0 | 0 |
| Average number offenses/incident | 1.21 | 0 | 0 | 0 | 0 |
| Domestic Violence Victims | | | | | |
| Offense | Reported | Cleared | | | |
| Murder | 0 | 0 | 0 | 0 | 0 |
| Aggravated Assault | 0 | 0 | 0 | 0 | 0 |
| Simple Assault | 1 | 0 | 0 | 0 | 0 |
| Intimidation | 0 | 0 | 0 | 0 | 0 |
| Stalking | 0 | 0 | 0 | 0 | 0 |
| Forcible Rape | 0 | 0 | 0 | 0 | 0 |
| Forcible Sodomy | 0 | 0 | 0 | 0 | 0 |
| Sexual Assault W/Object | 0 | 0 | 0 | 0 | 0 |
| Forcible Fondling | 0 | 0 | 0 | 0 | 0 |
| Incest | 0 | 0 | 0 | 0 | 0 |
| Statutory Rape | 0 | 0 | 0 | 0 | 0 |
| Kidnapping/Abduction | 0 | 0 | 0 | 0 | 0 |
| Commercial Sex Acts | 0 | 0 | 0 | 0 | 0 |
| Involuntary Servitude | 0 | 0 | 0 | 0 | 0 |
| Total | 1 | 0 | 0 | 0 | 0 |
| Group B Arrests | | | | | |
| Offense | Adult | Juvenile | | | |
| Bad Checks | 0 | 0 | 0 | 0 | 0 |
| Curfew/Vagrancy | 0 | 0 | 0 | 0 | 0 |
| Disorderly Conduct | 2 | 0 | 0 | 0 | 0 |
| DUI | 0 | 0 | 1 | 0 | 0 |
| Drunkenness | 4 | 0 | 0 | 0 | 0 |
| Family-Non Violent | 0 | 0 | 0 | 0 | 0 |
| Liquor Law Violations | 2 | 0 | 0 | 0 | 0 |
| Peeping Tom | 0 | 0 | 0 | 0 | 0 |
| Runaway | 0 | 0 | 0 | 0 | 0 |
| Trespass | 0 | 0 | 0 | 0 | 0 |
| All Other Offenses | 2 | 0 | 0 | 0 | 0 |
| Total Group B | 10 | 0 | 2 | 1 | 1 |

(*) Offenses are counted using the FBI Units of Count for Crime

(**) The 'Arrests' column shows arrests made for incidents during the selected period, regardless of arrest date. Arrest counts for the same period may change over time.

This report is valid as of May 06, 2019 and is subject to change

Henry Horton State Park - NIBRS Agency Crime Overview - 2018

| Crimes Against Society | | | | |
|------------------------------------|-----------|----------|----------|----------|
| Animal Cruelty | 0 | 0 | 0 | 0 |
| Drug/Narcotic Violations | 4 | 0 | 0 | 0 |
| Drug/Narcotic Equipment Violations | 3 | 0 | 0 | 0 |
| Gambling - Betting/Wagering | 0 | 0 | 0 | 0 |
| Gambling - Operating/Promoting | 0 | 0 | 0 | 0 |
| Gambling - Equipment Violations | 0 | 0 | 0 | 0 |
| Gambling - Sports Tampering | 0 | 0 | 0 | 0 |
| Pornography/Obscene Material | 0 | 0 | 0 | 0 |
| Prostitution | 0 | 0 | 0 | 0 |
| Prostitution Assisting/Promoting | 0 | 0 | 0 | 0 |
| Purchasing Prostitution | 0 | 0 | 0 | 0 |
| Weapon Law Violations | 1 | 1 | 1 | 0 |
| Total Group A Offenses | 17 | 2 | 2 | 0 |

(*) Offenses are counted using the FBI Units of Count for Crime

(**) The 'Arrests' column shows arrests made for incidents during the selected period, regardless of arrest date. Arrest counts for the same period may change over time.

Hiwassee and Ocoee State Scenic Rivers - NIBRS Agency Crime Overview - 2018

| 2017 Population Estimate | N/A | Offenses (*) | | Arrests (**) | |
|---------------------------------------|-----------------|----------------------------------|-----------------------------------|--------------|----------|
| | | Reported | Cleared | Adult | Juvenile |
| Offense Overview | | Group A Offenses | | | |
| | | Crimes Against Persons | | | |
| Offense Total | 0 | Murder | 0 | 0 | 0 |
| Number Cleared | 0 | Negligent Manslaughter | 0 | 0 | 0 |
| Percent Cleared | 0.00 % | Negligent Vehicular Manslaughter | 0 | 0 | 0 |
| Group A Crimes per 100,000 population | N/A | Kidnapping/Abduction | 0 | 0 | 0 |
| | | Forcible Rape | 0 | 0 | 0 |
| | | Forcible Sodomy | 0 | 0 | 0 |
| | | Sexual Assault W/Object | 0 | 0 | 0 |
| Arrest Overview | | Forcible Fondling | 0 | 0 | 0 |
| Total Arrests | 0 | Incest | 0 | 0 | 0 |
| Adult Arrests | 0 | Statutory Rape | 0 | 0 | 0 |
| Juvenile Arrests | 0 | Aggravated Assault | 0 | 0 | 0 |
| Unknown Age | 0 | Simple Assault | 0 | 0 | 0 |
| Arrests per 100,000 population | N/A | Intimidation | 0 | 0 | 0 |
| | | Stalking | 0 | 0 | 0 |
| | | Commercial Sex Acts | 0 | 0 | 0 |
| Average number offenses/incident | 0.00 | Involuntary Servitude | 0 | 0 | 0 |
| Domestic Violence Victims | | Crimes Against Property | | | |
| Offense | Reported | Cleared | Arson | 0 | 0 |
| Murder | 0 | 0 | Bribery | 0 | 0 |
| Aggravated Assault | 0 | 0 | Burglary | 0 | 0 |
| Simple Assault | 0 | 0 | Counterfeiting/Forgery | 0 | 0 |
| Intimidation | 0 | 0 | Destruction/Damage/Vandalism | 0 | 0 |
| Stalking | 0 | 0 | Embezzlement | 0 | 0 |
| Forcible Rape | 0 | 0 | Extortion/Blackmail | 0 | 0 |
| Forcible Sodomy | 0 | 0 | Fraud - False Pretenses | 0 | 0 |
| Sexual Assault W/Object | 0 | 0 | Fraud - Credit Card/ATM | 0 | 0 |
| Forcible Fondling | 0 | 0 | Fraud - Impersonation | 0 | 0 |
| Incest | 0 | 0 | Fraud - Welfare | 0 | 0 |
| Statutory Rape | 0 | 0 | Fraud - Wire | 0 | 0 |
| Kidnapping/Abduction | 0 | 0 | Fraud - Identity Theft | 0 | 0 |
| Commercial Sex Acts | 0 | 0 | Fraud - Computer Hacking/Invasion | 0 | 0 |
| Involuntary Servitude | 0 | 0 | Robbery | 0 | 0 |
| Total | 0 | 0 | Theft - Pocket-picking | 0 | 0 |
| Group B Arrests | | | Theft - Purse Snatching | 0 | 0 |
| Offense | Adult | Juvenile | Theft - Shoplifting | 0 | 0 |
| Bad Checks | 0 | 0 | Theft From Building | 0 | 0 |
| Curfew/Vagrancy | 0 | 0 | Theft From Coin Machine | 0 | 0 |
| Disorderly Conduct | 0 | 0 | Theft From Motor Vehicle | 0 | 0 |
| DUI | 0 | 0 | Theft of Motor Vehicle Parts | 0 | 0 |
| Drunkenness | 0 | 0 | Theft - All Other Larceny | 0 | 0 |
| Family-Non Violent | 0 | 0 | Motor Vehicle Theft | 0 | 0 |
| Liquor Law Violations | 0 | 0 | Stolen Property Offenses | 0 | 0 |
| Peeping Tom | 0 | 0 | | | |
| Runaway | 0 | 0 | | | |
| Trespass | 0 | 0 | | | |
| All Other Offenses | 0 | 0 | | | |
| Total Group B | 0 | 0 | | | |

(*) Offenses are counted using the FBI Units of Count for Crime

(**) The 'Arrests' column shows arrests made for incidents during the selected period, regardless of arrest date. Arrest counts for the same period may change over time.

Hiwassee and Ocoee State Scenic Rivers - NIBRS Agency Crime Overview - 2018

| Crimes Against Society | | | | |
|------------------------------------|----------|----------|----------|----------|
| Animal Cruelty | 0 | 0 | 0 | 0 |
| Drug/Narcotic Violations | 0 | 0 | 0 | 0 |
| Drug/Narcotic Equipment Violations | 0 | 0 | 0 | 0 |
| Gambling - Betting/Wagering | 0 | 0 | 0 | 0 |
| Gambling - Operating/Promoting | 0 | 0 | 0 | 0 |
| Gambling - Equipment Violations | 0 | 0 | 0 | 0 |
| Gambling - Sports Tampering | 0 | 0 | 0 | 0 |
| Pornography/Obscene Material | 0 | 0 | 0 | 0 |
| Prostitution | 0 | 0 | 0 | 0 |
| Prostitution Assisting/Promoting | 0 | 0 | 0 | 0 |
| Purchasing Prostitution | 0 | 0 | 0 | 0 |
| Weapon Law Violations | 0 | 0 | 0 | 0 |
| Total Group A Offenses | 0 | 0 | 0 | 0 |

(*) Offenses are counted using the FBI Units of Count for Crime

(**) The 'Arrests' column shows arrests made for incidents during the selected period, regardless of arrest date. Arrest counts for the same period may change over time.

Indian Mountain State Park - NIBRS Agency Crime Overview - 2018

| 2017 Population Estimate | N/A | Offenses (*) | | Arrests (**) | |
|---------------------------------------|-----------------|--------------------------------|---------|--------------|----------|
| | | Reported | Cleared | Adult | Juvenile |
| Offense Overview | | Group A Offenses | | | |
| Crimes Against Persons | | | | | |
| Offense Total | 0 | 0 | 0 | 0 | 0 |
| Number Cleared | 0 | 0 | 0 | 0 | 0 |
| Percent Cleared | 0.00 % | 0 | 0 | 0 | 0 |
| Group A Crimes per 100,000 population | N/A | 0 | 0 | 0 | 0 |
| Arrest Overview | | Crimes Against Property | | | |
| Total Arrests | 0 | 0 | 0 | 0 | 0 |
| Adult Arrests | 0 | 0 | 0 | 0 | 0 |
| Juvenile Arrests | 0 | 0 | 0 | 0 | 0 |
| Unknown Age | 0 | 0 | 0 | 0 | 0 |
| Arrests per 100,000 population | N/A | 0 | 0 | 0 | 0 |
| Average number offenses/incident | 0.00 | 0 | 0 | 0 | 0 |
| Domestic Violence Victims | | | | | |
| Offense | Reported | Cleared | | | |
| Murder | 0 | 0 | 0 | 0 | 0 |
| Aggravated Assault | 0 | 0 | 0 | 0 | 0 |
| Simple Assault | 0 | 0 | 0 | 0 | 0 |
| Intimidation | 0 | 0 | 0 | 0 | 0 |
| Stalking | 0 | 0 | 0 | 0 | 0 |
| Forcible Rape | 0 | 0 | 0 | 0 | 0 |
| Forcible Sodomy | 0 | 0 | 0 | 0 | 0 |
| Sexual Assault W/Object | 0 | 0 | 0 | 0 | 0 |
| Forcible Fondling | 0 | 0 | 0 | 0 | 0 |
| Incest | 0 | 0 | 0 | 0 | 0 |
| Statutory Rape | 0 | 0 | 0 | 0 | 0 |
| Kidnapping/Abduction | 0 | 0 | 0 | 0 | 0 |
| Commercial Sex Acts | 0 | 0 | 0 | 0 | 0 |
| Involuntary Servitude | 0 | 0 | 0 | 0 | 0 |
| Total | 0 | 0 | 0 | 0 | 0 |
| Group B Arrests | | | | | |
| Offense | Adult | Juvenile | | | |
| Bad Checks | 0 | 0 | 0 | 0 | 0 |
| Curfew/Vagrancy | 0 | 0 | 0 | 0 | 0 |
| Disorderly Conduct | 0 | 0 | 0 | 0 | 0 |
| DUI | 0 | 0 | 0 | 0 | 0 |
| Drunkenness | 0 | 0 | 0 | 0 | 0 |
| Family-Non Violent | 0 | 0 | 0 | 0 | 0 |
| Liquor Law Violations | 0 | 0 | 0 | 0 | 0 |
| Peeping Tom | 0 | 0 | 0 | 0 | 0 |
| Runaway | 0 | 0 | 0 | 0 | 0 |
| Trespass | 0 | 0 | 0 | 0 | 0 |
| All Other Offenses | 0 | 0 | 0 | 0 | 0 |
| Total Group B | 0 | 0 | 0 | 0 | 0 |

(*) Offenses are counted using the FBI Units of Count for Crime

(**) The 'Arrests' column shows arrests made for incidents during the selected period, regardless of arrest date. Arrest counts for the same period may change over time.

Indian Mountain State Park - NIBRS Agency Crime Overview - 2018

| Crimes Against Society | | | | |
|------------------------------------|----------|----------|----------|----------|
| Animal Cruelty | 0 | 0 | 0 | 0 |
| Drug/Narcotic Violations | 0 | 0 | 0 | 0 |
| Drug/Narcotic Equipment Violations | 0 | 0 | 0 | 0 |
| Gambling - Betting/Wagering | 0 | 0 | 0 | 0 |
| Gambling - Operating/Promoting | 0 | 0 | 0 | 0 |
| Gambling - Equipment Violations | 0 | 0 | 0 | 0 |
| Gambling - Sports Tampering | 0 | 0 | 0 | 0 |
| Pornography/Obscene Material | 0 | 0 | 0 | 0 |
| Prostitution | 0 | 0 | 0 | 0 |
| Prostitution Assisting/Promoting | 0 | 0 | 0 | 0 |
| Purchasing Prostitution | 0 | 0 | 0 | 0 |
| Weapon Law Violations | 0 | 0 | 0 | 0 |
| Total Group A Offenses | 0 | 0 | 0 | 0 |

(*) Offenses are counted using the FBI Units of Count for Crime

(**) The 'Arrests' column shows arrests made for incidents during the selected period, regardless of arrest date. Arrest counts for the same period may change over time.

Johnsonville State Park - NIBRS Agency Crime Overview - 2018

| 2017 Population Estimate | N/A | Offenses (*) | | Arrests (**) | |
|---------------------------------------|-----------------|--------------------------------|---------|--------------|----------|
| | | Reported | Cleared | Adult | Juvenile |
| Offense Overview | | Group A Offenses | | | |
| | | Crimes Against Persons | | | |
| Offense Total | 0 | 0 | 0 | 0 | 0 |
| Number Cleared | 0 | 0 | 0 | 0 | 0 |
| Percent Cleared | 0.00 % | 0 | 0 | 0 | 0 |
| Group A Crimes per 100,000 population | N/A | 0 | 0 | 0 | 0 |
| | | Crimes Against Property | | | |
| Arrest Overview | | | | | |
| Total Arrests | 1 | 0 | 0 | 0 | 0 |
| Adult Arrests | 1 | 0 | 0 | 0 | 0 |
| Juvenile Arrests | 0 | 0 | 0 | 0 | 0 |
| Unknown Age | 0 | 0 | 0 | 0 | 0 |
| Arrests per 100,000 population | N/A | 0 | 0 | 0 | 0 |
| Average number offenses/incident | 0.00 | 0 | 0 | 0 | 0 |
| Domestic Violence Victims | | | | | |
| Offense | Reported | Cleared | | | |
| Murder | 0 | 0 | 0 | 0 | 0 |
| Aggravated Assault | 0 | 0 | 0 | 0 | 0 |
| Simple Assault | 0 | 0 | 0 | 0 | 0 |
| Intimidation | 0 | 0 | 0 | 0 | 0 |
| Stalking | 0 | 0 | 0 | 0 | 0 |
| Forcible Rape | 0 | 0 | 0 | 0 | 0 |
| Forcible Sodomy | 0 | 0 | 0 | 0 | 0 |
| Sexual Assault W/Object | 0 | 0 | 0 | 0 | 0 |
| Forcible Fondling | 0 | 0 | 0 | 0 | 0 |
| Incest | 0 | 0 | 0 | 0 | 0 |
| Statutory Rape | 0 | 0 | 0 | 0 | 0 |
| Kidnapping/Abduction | 0 | 0 | 0 | 0 | 0 |
| Commercial Sex Acts | 0 | 0 | 0 | 0 | 0 |
| Involuntary Servitude | 0 | 0 | 0 | 0 | 0 |
| Total | 0 | 0 | 0 | 0 | 0 |
| Group B Arrests | | | | | |
| Offense | Adult | Juvenile | | | |
| Bad Checks | 0 | 0 | 0 | 0 | 0 |
| Curfew/Vagrancy | 0 | 0 | 0 | 0 | 0 |
| Disorderly Conduct | 0 | 0 | 0 | 0 | 0 |
| DUI | 1 | 0 | 0 | 0 | 0 |
| Drunkenness | 0 | 0 | 0 | 0 | 0 |
| Family-Non Violent | 0 | 0 | 0 | 0 | 0 |
| Liquor Law Violations | 0 | 0 | 0 | 0 | 0 |
| Peeping Tom | 0 | 0 | 0 | 0 | 0 |
| Runaway | 0 | 0 | 0 | 0 | 0 |
| Trespass | 0 | 0 | 0 | 0 | 0 |
| All Other Offenses | 0 | 0 | 0 | 0 | 0 |
| Total Group B | 1 | 0 | 0 | 0 | 0 |

(*) Offenses are counted using the FBI Units of Count for Crime

(**) The 'Arrests' column shows arrests made for incidents during the selected period, regardless of arrest date. Arrest counts for the same period may change over time.

This report is valid as of May 06, 2019 and is subject to change

Johnsonville State Park - NIBRS Agency Crime Overview - 2018

| Crimes Against Society | | | | |
|------------------------------------|----------|----------|----------|----------|
| Animal Cruelty | 0 | 0 | 0 | 0 |
| Drug/Narcotic Violations | 0 | 0 | 0 | 0 |
| Drug/Narcotic Equipment Violations | 0 | 0 | 0 | 0 |
| Gambling - Betting/Wagering | 0 | 0 | 0 | 0 |
| Gambling - Operating/Promoting | 0 | 0 | 0 | 0 |
| Gambling - Equipment Violations | 0 | 0 | 0 | 0 |
| Gambling - Sports Tampering | 0 | 0 | 0 | 0 |
| Pornography/Obscene Material | 0 | 0 | 0 | 0 |
| Prostitution | 0 | 0 | 0 | 0 |
| Prostitution Assisting/Promoting | 0 | 0 | 0 | 0 |
| Purchasing Prostitution | 0 | 0 | 0 | 0 |
| Weapon Law Violations | 0 | 0 | 0 | 0 |
| Total Group A Offenses | 0 | 0 | 0 | 0 |

(*) Offenses are counted using the FBI Units of Count for Crime

(**) The 'Arrests' column shows arrests made for incidents during the selected period, regardless of arrest date. Arrest counts for the same period may change over time.

Long Hunter State Park - NIBRS Agency Crime Overview - 2018

| 2017 Population Estimate | N/A | Offenses (*) | | Arrests (**) | |
|---------------------------------------|-----------------|--------------------------------|---------|--------------|----------|
| | | Reported | Cleared | Adult | Juvenile |
| Offense Overview | | Group A Offenses | | | |
| Crimes Against Persons | | | | | |
| Offense Total | 5 | 0 | 0 | 0 | 0 |
| Number Cleared | 0 | 0 | 0 | 0 | 0 |
| Percent Cleared | 0.00 % | 0 | 0 | 0 | 0 |
| Group A Crimes per 100,000 population | N/A | 0 | 0 | 0 | 0 |
| Arrest Overview | | Crimes Against Property | | | |
| Total Arrests | | | | | |
| Adult Arrests | 2 | 0 | 0 | 0 | 0 |
| Juvenile Arrests | 0 | 0 | 0 | 0 | 0 |
| Unknown Age | 0 | 0 | 0 | 0 | 0 |
| Arrests per 100,000 population | N/A | 0 | 0 | 0 | 0 |
| Average number offenses/incident | 1.25 | 0 | 0 | 0 | 0 |
| Domestic Violence Victims | | | | | |
| Offense | Reported | Cleared | | | |
| Murder | 0 | 0 | 0 | 0 | 0 |
| Aggravated Assault | 0 | 0 | 0 | 0 | 0 |
| Simple Assault | 0 | 0 | 0 | 0 | 0 |
| Intimidation | 0 | 0 | 0 | 0 | 0 |
| Stalking | 0 | 0 | 0 | 0 | 0 |
| Forcible Rape | 0 | 0 | 0 | 0 | 0 |
| Forcible Sodomy | 0 | 0 | 0 | 0 | 0 |
| Sexual Assault W/Object | 0 | 0 | 0 | 0 | 0 |
| Forcible Fondling | 0 | 0 | 0 | 0 | 0 |
| Incest | 0 | 0 | 0 | 0 | 0 |
| Statutory Rape | 0 | 0 | 0 | 0 | 0 |
| Kidnapping/Abduction | 0 | 0 | 0 | 0 | 0 |
| Commercial Sex Acts | 0 | 0 | 0 | 0 | 0 |
| Involuntary Servitude | 0 | 0 | 0 | 0 | 0 |
| Total | 0 | 0 | 0 | 0 | 0 |
| Group B Arrests | | | | | |
| Offense | Adult | Juvenile | | | |
| Bad Checks | 0 | 0 | 0 | 0 | 0 |
| Curfew/Vagrancy | 0 | 0 | 0 | 0 | 0 |
| Disorderly Conduct | 0 | 0 | 0 | 0 | 0 |
| DUI | 0 | 0 | 0 | 0 | 0 |
| Drunkenness | 0 | 0 | 0 | 0 | 0 |
| Family-Non Violent | 0 | 0 | 0 | 0 | 0 |
| Liquor Law Violations | 0 | 0 | 0 | 0 | 0 |
| Peeping Tom | 0 | 0 | 0 | 0 | 0 |
| Runaway | 0 | 0 | 0 | 0 | 0 |
| Trespass | 0 | 0 | 0 | 0 | 0 |
| All Other Offenses | 2 | 0 | 0 | 0 | 0 |
| Total Group B | 2 | 0 | 0 | 0 | 0 |

(*) Offenses are counted using the FBI Units of Count for Crime

(**) The 'Arrests' column shows arrests made for incidents during the selected period, regardless of arrest date. Arrest counts for the same period may change over time.

This report is valid as of May 06, 2019 and is subject to change

Long Hunter State Park - NIBRS Agency Crime Overview - 2018

| Crimes Against Society | | | | |
|------------------------------------|----------|----------|----------|----------|
| Animal Cruelty | 0 | 0 | 0 | 0 |
| Drug/Narcotic Violations | 0 | 0 | 0 | 0 |
| Drug/Narcotic Equipment Violations | 0 | 0 | 0 | 0 |
| Gambling - Betting/Wagering | 0 | 0 | 0 | 0 |
| Gambling - Operating/Promoting | 0 | 0 | 0 | 0 |
| Gambling - Equipment Violations | 0 | 0 | 0 | 0 |
| Gambling - Sports Tampering | 0 | 0 | 0 | 0 |
| Pornography/Obscene Material | 0 | 0 | 0 | 0 |
| Prostitution | 0 | 0 | 0 | 0 |
| Prostitution Assisting/Promoting | 0 | 0 | 0 | 0 |
| Purchasing Prostitution | 0 | 0 | 0 | 0 |
| Weapon Law Violations | 0 | 0 | 0 | 0 |
| Total Group A Offenses | 5 | 0 | 0 | 0 |

(*) Offenses are counted using the FBI Units of Count for Crime

(**) The 'Arrests' column shows arrests made for incidents during the selected period, regardless of arrest date. Arrest counts for the same period may change over time.

Meeman-Shelby Forest State Park - NIBRS Agency Crime Overview - 2018

| 2017 Population Estimate | N/A | Offenses (*) | | Arrests (**) | |
|---------------------------------------|-----------------|--------------------------------|----------|--------------|----------|
| | | Reported | Cleared | Adult | Juvenile |
| Offense Overview | | Group A Offenses | | | |
| | | Crimes Against Persons | | | |
| Offense Total | 1 | 0 | 0 | 0 | 0 |
| Number Cleared | 0 | 0 | 0 | 0 | 0 |
| Percent Cleared | 0.00 % | 0 | 0 | 0 | 0 |
| Group A Crimes per 100,000 population | N/A | 0 | 0 | 0 | 0 |
| | | Crimes Against Property | | | |
| Arrest Overview | | | | | |
| Total Arrests | 0 | 0 | 0 | 0 | 0 |
| Adult Arrests | 0 | 0 | 0 | 0 | 0 |
| Juvenile Arrests | 0 | 0 | 0 | 0 | 0 |
| Unknown Age | 0 | 0 | 0 | 0 | 0 |
| Arrests per 100,000 population | N/A | 0 | 0 | 0 | 0 |
| Average number offenses/incident | 1.00 | 0 | 0 | 0 | 0 |
| Domestic Violence Victims | | | | | |
| Offense | Reported | Cleared | | | |
| Murder | 0 | 0 | 0 | 0 | 0 |
| Aggravated Assault | 0 | 0 | 0 | 0 | 0 |
| Simple Assault | 0 | 0 | 0 | 0 | 0 |
| Intimidation | 0 | 0 | 0 | 0 | 0 |
| Stalking | 0 | 0 | 0 | 0 | 0 |
| Forcible Rape | 0 | 0 | 0 | 0 | 0 |
| Forcible Sodomy | 0 | 0 | 0 | 0 | 0 |
| Sexual Assault W/Object | 0 | 0 | 0 | 0 | 0 |
| Forcible Fondling | 0 | 0 | 0 | 0 | 0 |
| Incest | 0 | 0 | 0 | 0 | 0 |
| Statutory Rape | 0 | 0 | 0 | 0 | 0 |
| Kidnapping/Abduction | 0 | 0 | 0 | 0 | 0 |
| Commercial Sex Acts | 0 | 0 | 0 | 0 | 0 |
| Involuntary Servitude | 0 | 0 | 0 | 0 | 0 |
| Total | 0 | 0 | 0 | 0 | 0 |
| Group B Arrests | | | | | |
| Offense | Adult | Juvenile | | | |
| Bad Checks | 0 | 0 | 0 | 0 | 0 |
| Curfew/Vagrancy | 0 | 0 | 0 | 0 | 0 |
| Disorderly Conduct | 0 | 0 | 0 | 0 | 0 |
| DUI | 0 | 0 | 0 | 0 | 0 |
| Drunkenness | 0 | 0 | 0 | 0 | 0 |
| Family-Non Violent | 0 | 0 | 0 | 0 | 0 |
| Liquor Law Violations | 0 | 0 | 0 | 0 | 0 |
| Peeping Tom | 0 | 0 | 0 | 0 | 0 |
| Runaway | 0 | 0 | 0 | 0 | 0 |
| Trespass | 0 | 0 | 0 | 0 | 0 |
| All Other Offenses | 0 | 0 | 0 | 0 | 0 |
| Total Group B | 0 | 0 | 1 | 0 | 0 |

(*) Offenses are counted using the FBI Units of Count for Crime

(**) The 'Arrests' column shows arrests made for incidents during the selected period, regardless of arrest date. Arrest counts for the same period may change over time.

This report is valid as of May 06, 2019 and is subject to change

Meeman-Shelby Forest State Park - NIBRS Agency Crime Overview - 2018

| Crimes Against Society | | | | |
|------------------------------------|----------|----------|----------|----------|
| Animal Cruelty | 0 | 0 | 0 | 0 |
| Drug/Narcotic Violations | 0 | 0 | 0 | 0 |
| Drug/Narcotic Equipment Violations | 0 | 0 | 0 | 0 |
| Gambling - Betting/Wagering | 0 | 0 | 0 | 0 |
| Gambling - Operating/Promoting | 0 | 0 | 0 | 0 |
| Gambling - Equipment Violations | 0 | 0 | 0 | 0 |
| Gambling - Sports Tampering | 0 | 0 | 0 | 0 |
| Pornography/Obscene Material | 0 | 0 | 0 | 0 |
| Prostitution | 0 | 0 | 0 | 0 |
| Prostitution Assisting/Promoting | 0 | 0 | 0 | 0 |
| Purchasing Prostitution | 0 | 0 | 0 | 0 |
| Weapon Law Violations | 0 | 0 | 0 | 0 |
| Total Group A Offenses | 1 | 0 | 0 | 0 |

(*) Offenses are counted using the FBI Units of Count for Crime

(**) The 'Arrests' column shows arrests made for incidents during the selected period, regardless of arrest date. Arrest counts for the same period may change over time.

Montgomery Bell State Park - NIBRS Agency Crime Overview - 2018

| 2017 Population Estimate | N/A | Offenses (*) | | Arrests (**) | |
|---------------------------------------|-----------------|--------------------------------|---------|--------------|----------|
| | | Reported | Cleared | Adult | Juvenile |
| Offense Overview | | Group A Offenses | | | |
| | | Crimes Against Persons | | | |
| Offense Total | 5 | 0 | 0 | 0 | 0 |
| Number Cleared | 1 | 0 | 0 | 0 | 0 |
| Percent Cleared | 20.00 % | 0 | 0 | 0 | 0 |
| Group A Crimes per 100,000 population | N/A | 0 | 0 | 0 | 0 |
| | | Crimes Against Property | | | |
| | | Crimes Against Persons | | | |
| | | Crimes Against Property | | | |
| Arrest Overview | | | | | |
| Total Arrests | 1 | 0 | 0 | 0 | 0 |
| Adult Arrests | 1 | 0 | 0 | 0 | 0 |
| Juvenile Arrests | 0 | 0 | 0 | 0 | 0 |
| Unknown Age | 0 | 0 | 0 | 0 | 0 |
| Arrests per 100,000 population | N/A | 0 | 0 | 0 | 0 |
| Average number offenses/incident | 1.00 | 0 | 0 | 0 | 0 |
| Domestic Violence Victims | | | | | |
| Offense | Reported | Cleared | | | |
| Murder | 0 | 0 | 0 | 0 | 0 |
| Aggravated Assault | 0 | 0 | 0 | 0 | 0 |
| Simple Assault | 0 | 0 | 0 | 0 | 0 |
| Intimidation | 0 | 0 | 0 | 0 | 0 |
| Stalking | 0 | 0 | 0 | 0 | 0 |
| Forcible Rape | 0 | 0 | 0 | 0 | 0 |
| Forcible Sodomy | 0 | 0 | 0 | 0 | 0 |
| Sexual Assault W/Object | 0 | 0 | 0 | 0 | 0 |
| Forcible Fondling | 0 | 0 | 0 | 0 | 0 |
| Incest | 0 | 0 | 0 | 0 | 0 |
| Statutory Rape | 0 | 0 | 0 | 0 | 0 |
| Kidnapping/Abduction | 0 | 0 | 0 | 0 | 0 |
| Commercial Sex Acts | 0 | 0 | 0 | 0 | 0 |
| Involuntary Servitude | 0 | 0 | 0 | 0 | 0 |
| Total | 0 | 0 | 0 | 0 | 0 |
| Group B Arrests | | | | | |
| Offense | Adult | Juvenile | | | |
| Bad Checks | 0 | 0 | 0 | 0 | 0 |
| Curfew/Vagrancy | 0 | 0 | 0 | 0 | 0 |
| Disorderly Conduct | 0 | 0 | 0 | 0 | 0 |
| DUI | 0 | 0 | 0 | 0 | 0 |
| Drunkenness | 0 | 0 | 0 | 0 | 0 |
| Family-Non Violent | 0 | 0 | 0 | 0 | 0 |
| Liquor Law Violations | 0 | 0 | 0 | 0 | 0 |
| Peeping Tom | 0 | 0 | 0 | 0 | 0 |
| Runaway | 0 | 0 | 0 | 0 | 0 |
| Trespass | 0 | 0 | 0 | 0 | 0 |
| All Other Offenses | 0 | 0 | 0 | 0 | 0 |
| Total Group B | 0 | 0 | 0 | 0 | 0 |

(*) Offenses are counted using the FBI Units of Count for Crime

(**) The 'Arrests' column shows arrests made for incidents during the selected period, regardless of arrest date. Arrest counts for the same period may change over time.

This report is valid as of May 06, 2019 and is subject to change

Montgomery Bell State Park - NIBRS Agency Crime Overview - 2018

| Crimes Against Society | | | | |
|------------------------------------|----------|----------|----------|----------|
| Animal Cruelty | 0 | 0 | 0 | 0 |
| Drug/Narcotic Violations | 1 | 1 | 1 | 0 |
| Drug/Narcotic Equipment Violations | 1 | 0 | 0 | 0 |
| Gambling - Betting/Wagering | 0 | 0 | 0 | 0 |
| Gambling - Operating/Promoting | 0 | 0 | 0 | 0 |
| Gambling - Equipment Violations | 0 | 0 | 0 | 0 |
| Gambling - Sports Tampering | 0 | 0 | 0 | 0 |
| Pornography/Obscene Material | 0 | 0 | 0 | 0 |
| Prostitution | 0 | 0 | 0 | 0 |
| Prostitution Assisting/Promoting | 0 | 0 | 0 | 0 |
| Purchasing Prostitution | 0 | 0 | 0 | 0 |
| Weapon Law Violations | 0 | 0 | 0 | 0 |
| Total Group A Offenses | 5 | 1 | 1 | 0 |

(*) Offenses are counted using the FBI Units of Count for Crime

(**) The 'Arrests' column shows arrests made for incidents during the selected period, regardless of arrest date. Arrest counts for the same period may change over time.

Mousetail Landing State Park - NIBRS Agency Crime Overview - 2018

| 2017 Population Estimate | N/A | Offenses (*) | | Arrests (**) | |
|---------------------------------------|-----------------|--------------------------------|-----------------------------------|--------------|----------|
| | | Reported | Cleared | Adult | Juvenile |
| Offense Overview | | Group A Offenses | | | |
| Crimes Against Persons | | | | | |
| Offense Total | 1 | 0 | 0 | 0 | 0 |
| Number Cleared | 1 | 0 | 0 | 0 | 0 |
| Percent Cleared | 100.00 % | 0 | 0 | 0 | 0 |
| Group A Crimes per 100,000 population | N/A | 0 | 0 | 0 | 0 |
| Arrest Overview | | Crimes Against Property | | | |
| Total Arrests | 1 | 0 | 0 | 0 | 0 |
| Adult Arrests | 1 | 0 | 0 | 0 | 0 |
| Juvenile Arrests | 0 | 1 | 1 | 1 | 0 |
| Unknown Age | 0 | 0 | 0 | 0 | 0 |
| Arrests per 100,000 population | N/A | 0 | 0 | 0 | 0 |
| Average number offenses/incident | 1.00 | 0 | 0 | 0 | 0 |
| Domestic Violence Victims | | Crimes Against Property | | | |
| Offense | Reported | Cleared | | | |
| Murder | 0 | 0 | Arson | 0 | 0 |
| Aggravated Assault | 0 | 0 | Bribery | 0 | 0 |
| Simple Assault | 0 | 0 | Burglary | 0 | 0 |
| Intimidation | 0 | 0 | Counterfeiting/Forgery | 0 | 0 |
| Stalking | 0 | 0 | Destruction/Damage/Vandalism | 0 | 0 |
| Forcible Rape | 0 | 0 | Embezzlement | 0 | 0 |
| Forcible Sodomy | 0 | 0 | Extortion/Blackmail | 0 | 0 |
| Sexual Assault W/Object | 0 | 0 | Fraud - False Pretenses | 0 | 0 |
| Forcible Fondling | 0 | 0 | Fraud - Credit Card/ATM | 0 | 0 |
| Incest | 0 | 0 | Fraud - Impersonation | 0 | 0 |
| Statutory Rape | 0 | 0 | Fraud - Welfare | 0 | 0 |
| Kidnapping/Abduction | 0 | 0 | Fraud - Wire | 0 | 0 |
| Commercial Sex Acts | 0 | 0 | Fraud - Identity Theft | 0 | 0 |
| Involuntary Servitude | 0 | 0 | Fraud - Computer Hacking/Invasion | 0 | 0 |
| Total | 0 | 0 | Robbery | 0 | 0 |
| Group B Arrests | | Theft - Pocket-picking | | | |
| Offense | Adult | Juvenile | Theft - Purse Snatching | | |
| Bad Checks | 0 | 0 | Theft - Shoplifting | | |
| Curfew/Vagrancy | 0 | 0 | Theft From Building | | |
| Disorderly Conduct | 0 | 0 | Theft From Coin Machine | | |
| DUI | 0 | 0 | Theft From Motor Vehicle | | |
| Drunkenness | 0 | 0 | Theft of Motor Vehicle Parts | | |
| Family-Non Violent | 0 | 0 | Theft - All Other Larceny | | |
| Liquor Law Violations | 0 | 0 | Motor Vehicle Theft | | |
| Peeping Tom | 0 | 0 | Stolen Property Offenses | | |
| Runaway | 0 | 0 | | | |
| Trespass | 0 | 0 | | | |
| All Other Offenses | 0 | 0 | | | |
| Total Group B | 0 | 0 | | | |

(*) Offenses are counted using the FBI Units of Count for Crime

(**) The 'Arrests' column shows arrests made for incidents during the selected period, regardless of arrest date. Arrest counts for the same period may change over time.

Mousetail Landing State Park - NIBRS Agency Crime Overview - 2018

| Crimes Against Society | | | | |
|------------------------------------|----------|----------|----------|----------|
| Animal Cruelty | 0 | 0 | 0 | 0 |
| Drug/Narcotic Violations | 0 | 0 | 0 | 0 |
| Drug/Narcotic Equipment Violations | 0 | 0 | 0 | 0 |
| Gambling - Betting/Wagering | 0 | 0 | 0 | 0 |
| Gambling - Operating/Promoting | 0 | 0 | 0 | 0 |
| Gambling - Equipment Violations | 0 | 0 | 0 | 0 |
| Gambling - Sports Tampering | 0 | 0 | 0 | 0 |
| Pornography/Obscene Material | 0 | 0 | 0 | 0 |
| Prostitution | 0 | 0 | 0 | 0 |
| Prostitution Assisting/Promoting | 0 | 0 | 0 | 0 |
| Purchasing Prostitution | 0 | 0 | 0 | 0 |
| Weapon Law Violations | 0 | 0 | 0 | 0 |
| Total Group A Offenses | 1 | 1 | 1 | 0 |

(*) Offenses are counted using the FBI Units of Count for Crime

(**) The 'Arrests' column shows arrests made for incidents during the selected period, regardless of arrest date. Arrest counts for the same period may change over time.

Natchez Trace State Park - NIBRS Agency Crime Overview - 2018

| 2017 Population Estimate | N/A | Offenses (*) | | Arrests (**) | |
|---------------------------------------|-----------------|--------------------------------|---------|--------------|----------|
| | | Reported | Cleared | Adult | Juvenile |
| Offense Overview | | Group A Offenses | | | |
| | | Crimes Against Persons | | | |
| Offense Total | 9 | 0 | 0 | 0 | 0 |
| Number Cleared | 5 | 0 | 0 | 0 | 0 |
| Percent Cleared | 55.56 % | 0 | 0 | 0 | 0 |
| Group A Crimes per 100,000 population | N/A | 0 | 0 | 0 | 0 |
| | | Crimes Against Property | | | |
| | | Crimes Against Persons | | | |
| | | Crimes Against Property | | | |
| Arrest Overview | | | | | |
| Total Arrests | 5 | 0 | 0 | 0 | 0 |
| Adult Arrests | 3 | 0 | 0 | 0 | 0 |
| Juvenile Arrests | 2 | 0 | 0 | 0 | 0 |
| Unknown Age | 0 | 1 | 0 | 0 | 0 |
| Arrests per 100,000 population | N/A | 0 | 0 | 0 | 0 |
| Average number offenses/incident | 1.80 | 0 | 0 | 0 | 0 |
| Domestic Violence Victims | | | | | |
| Offense | Reported | Cleared | | | |
| Murder | 0 | 0 | 0 | 0 | 0 |
| Aggravated Assault | 0 | 0 | 0 | 0 | 0 |
| Simple Assault | 1 | 0 | 0 | 0 | 0 |
| Intimidation | 0 | 0 | 0 | 0 | 0 |
| Stalking | 0 | 0 | 0 | 0 | 0 |
| Forcible Rape | 0 | 0 | 0 | 0 | 0 |
| Forcible Sodomy | 0 | 0 | 0 | 0 | 0 |
| Sexual Assault W/Object | 0 | 0 | 0 | 0 | 0 |
| Forcible Fondling | 0 | 0 | 0 | 0 | 0 |
| Incest | 0 | 0 | 0 | 0 | 0 |
| Statutory Rape | 0 | 0 | 0 | 0 | 0 |
| Kidnapping/Abduction | 0 | 0 | 0 | 0 | 0 |
| Commercial Sex Acts | 0 | 0 | 0 | 0 | 0 |
| Involuntary Servitude | 0 | 0 | 0 | 0 | 0 |
| Total | 1 | 0 | | | |
| Group B Arrests | | | | | |
| Offense | Adult | Juvenile | | | |
| Bad Checks | 0 | 0 | 0 | 0 | 0 |
| Curfew/Vagrancy | 0 | 0 | 0 | 0 | 0 |
| Disorderly Conduct | 0 | 0 | 0 | 0 | 0 |
| DUI | 0 | 0 | 0 | 0 | 0 |
| Drunkenness | 0 | 0 | 0 | 0 | 0 |
| Family-Non Violent | 0 | 0 | 0 | 0 | 0 |
| Liquor Law Violations | 0 | 2 | 0 | 0 | 0 |
| Peeping Tom | 0 | 0 | 0 | 0 | 0 |
| Runaway | 0 | 0 | 0 | 0 | 0 |
| Trespass | 0 | 0 | 0 | 0 | 0 |
| All Other Offenses | 1 | 0 | 0 | 0 | 0 |
| Total Group B | 1 | 2 | | | |

(*) Offenses are counted using the FBI Units of Count for Crime

(**) The 'Arrests' column shows arrests made for incidents during the selected period, regardless of arrest date. Arrest counts for the same period may change over time.

This report is valid as of May 06, 2019 and is subject to change

Natchez Trace State Park - NIBRS Agency Crime Overview - 2018

| Crimes Against Society | | | | |
|------------------------------------|----------|----------|----------|----------|
| Animal Cruelty | 0 | 0 | 0 | 0 |
| Drug/Narcotic Violations | 2 | 2 | 1 | 0 |
| Drug/Narcotic Equipment Violations | 2 | 2 | 0 | 0 |
| Gambling - Betting/Wagering | 0 | 0 | 0 | 0 |
| Gambling - Operating/Promoting | 0 | 0 | 0 | 0 |
| Gambling - Equipment Violations | 0 | 0 | 0 | 0 |
| Gambling - Sports Tampering | 0 | 0 | 0 | 0 |
| Pornography/Obscene Material | 0 | 0 | 0 | 0 |
| Prostitution | 0 | 0 | 0 | 0 |
| Prostitution Assisting/Promoting | 0 | 0 | 0 | 0 |
| Purchasing Prostitution | 0 | 0 | 0 | 0 |
| Weapon Law Violations | 1 | 1 | 1 | 0 |
| Total Group A Offenses | 9 | 5 | 2 | 0 |

(*) Offenses are counted using the FBI Units of Count for Crime

(**) The 'Arrests' column shows arrests made for incidents during the selected period, regardless of arrest date. Arrest counts for the same period may change over time.

Nathan Bedford Forrest State Park - NIBRS Agency Crime Overview - 2018

| 2017 Population Estimate | N/A | Offenses (*) | | Arrests (**) | |
|---------------------------------------|-----------------|--------------------------------|----------|--------------|----------|
| | | Reported | Cleared | Adult | Juvenile |
| Offense Overview | | Group A Offenses | | | |
| Crimes Against Persons | | | | | |
| Offense Total | 2 | 0 | 0 | 0 | 0 |
| Number Cleared | 0 | 0 | 0 | 0 | 0 |
| Percent Cleared | 0.00 % | 0 | 0 | 0 | 0 |
| Group A Crimes per 100,000 population | N/A | 0 | 0 | 0 | 0 |
| Arrest Overview | | Crimes Against Property | | | |
| Total Arrests | | | | | |
| Adult Arrests | 0 | 0 | 0 | 0 | 0 |
| Juvenile Arrests | 0 | 0 | 0 | 0 | 0 |
| Unknown Age | 0 | 0 | 0 | 0 | 0 |
| Arrests per 100,000 population | N/A | 0 | 0 | 0 | 0 |
| Average number offenses/incident | 1.00 | 0 | 0 | 0 | 0 |
| Domestic Violence Victims | | | | | |
| Offense | Reported | Cleared | | | |
| Murder | 0 | 0 | 1 | 0 | 0 |
| Aggravated Assault | 0 | 0 | 0 | 0 | 0 |
| Simple Assault | 0 | 0 | 0 | 0 | 0 |
| Intimidation | 0 | 0 | 0 | 0 | 0 |
| Stalking | 0 | 0 | 1 | 0 | 0 |
| Forcible Rape | 0 | 0 | 0 | 0 | 0 |
| Forcible Sodomy | 0 | 0 | 0 | 0 | 0 |
| Sexual Assault W/Object | 0 | 0 | 0 | 0 | 0 |
| Forcible Fondling | 0 | 0 | 0 | 0 | 0 |
| Incest | 0 | 0 | 0 | 0 | 0 |
| Statutory Rape | 0 | 0 | 0 | 0 | 0 |
| Kidnapping/Abduction | 0 | 0 | 0 | 0 | 0 |
| Commercial Sex Acts | 0 | 0 | 0 | 0 | 0 |
| Involuntary Servitude | 0 | 0 | 0 | 0 | 0 |
| Total | 0 | 0 | 0 | 0 | 0 |
| Group B Arrests | | | | | |
| Offense | Adult | Juvenile | | | |
| Bad Checks | 0 | 0 | 0 | 0 | 0 |
| Curfew/Vagrancy | 0 | 0 | 0 | 0 | 0 |
| Disorderly Conduct | 0 | 0 | 0 | 0 | 0 |
| DUI | 0 | 0 | 0 | 0 | 0 |
| Drunkenness | 0 | 0 | 0 | 0 | 0 |
| Family-Non Violent | 0 | 0 | 0 | 0 | 0 |
| Liquor Law Violations | 0 | 0 | 0 | 0 | 0 |
| Peeping Tom | 0 | 0 | 0 | 0 | 0 |
| Runaway | 0 | 0 | 0 | 0 | 0 |
| Trespass | 0 | 0 | 0 | 0 | 0 |
| All Other Offenses | 0 | 0 | 0 | 0 | 0 |
| Total Group B | 0 | 0 | 0 | 0 | 0 |

(*) Offenses are counted using the FBI Units of Count for Crime

(**) The 'Arrests' column shows arrests made for incidents during the selected period, regardless of arrest date. Arrest counts for the same period may change over time.

Nathan Bedford Forrest State Park - NIBRS Agency Crime Overview - 2018

| Crimes Against Society | | | | |
|------------------------------------|----------|----------|----------|----------|
| Animal Cruelty | 0 | 0 | 0 | 0 |
| Drug/Narcotic Violations | 0 | 0 | 0 | 0 |
| Drug/Narcotic Equipment Violations | 0 | 0 | 0 | 0 |
| Gambling - Betting/Wagering | 0 | 0 | 0 | 0 |
| Gambling - Operating/Promoting | 0 | 0 | 0 | 0 |
| Gambling - Equipment Violations | 0 | 0 | 0 | 0 |
| Gambling - Sports Tampering | 0 | 0 | 0 | 0 |
| Pornography/Obscene Material | 0 | 0 | 0 | 0 |
| Prostitution | 0 | 0 | 0 | 0 |
| Prostitution Assisting/Promoting | 0 | 0 | 0 | 0 |
| Purchasing Prostitution | 0 | 0 | 0 | 0 |
| Weapon Law Violations | 0 | 0 | 0 | 0 |
| Total Group A Offenses | 2 | 0 | 0 | 0 |

(*) Offenses are counted using the FBI Units of Count for Crime

(**) The 'Arrests' column shows arrests made for incidents during the selected period, regardless of arrest date. Arrest counts for the same period may change over time.

Norris Dam State Park - NIBRS Agency Crime Overview - 2018

| 2017 Population Estimate | | N/A | Offenses (*) | | Arrests (**) | |
|---------------------------------------|-----------------|----------------------------------|-----------------------------------|---------|--------------|----------|
| | | | Reported | Cleared | Adult | Juvenile |
| Offense Overview | | | Group A Offenses | | | |
| | | | Crimes Against Persons | | | |
| Offense Total | 4 | Murder | 0 | 0 | 0 | 0 |
| Number Cleared | 0 | Negligent Manslaughter | 0 | 0 | 0 | 0 |
| Percent Cleared | 0.00 % | Negligent Vehicular Manslaughter | 0 | 0 | 0 | 0 |
| Group A Crimes per 100,000 population | N/A | Kidnapping/Abduction | 0 | 0 | 0 | 0 |
| | | Forcible Rape | 0 | 0 | 0 | 0 |
| | | Forcible Sodomy | 0 | 0 | 0 | 0 |
| | | Sexual Assault W/Object | 0 | 0 | 0 | 0 |
| | | Forcible Fondling | 0 | 0 | 0 | 0 |
| Arrest Overview | | Incest | 0 | 0 | 0 | 0 |
| Total Arrests | 0 | Statutory Rape | 0 | 0 | 0 | 0 |
| Adult Arrests | 0 | Aggravated Assault | 0 | 0 | 0 | 0 |
| Juvenile Arrests | 0 | Simple Assault | 0 | 0 | 0 | 0 |
| Unknown Age | 0 | Intimidation | 0 | 0 | 0 | 0 |
| Arrests per 100,000 population | N/A | Stalking | 0 | 0 | 0 | 0 |
| | | Commercial Sex Acts | 0 | 0 | 0 | 0 |
| Average number offenses/incident | 1.00 | Involuntary Servitude | 0 | 0 | 0 | 0 |
| Domestic Violence Victims | | | Crimes Against Property | | | |
| Offense | Reported | Cleared | Arson | 1 | 0 | 0 |
| Murder | 0 | 0 | Bribery | 0 | 0 | 0 |
| Aggravated Assault | 0 | 0 | Burglary | 0 | 0 | 0 |
| Simple Assault | 0 | 0 | Counterfeiting/Forgery | 0 | 0 | 0 |
| Intimidation | 0 | 0 | Destruction/Damage/Vandalism | 2 | 0 | 0 |
| Stalking | 0 | 0 | Embezzlement | 0 | 0 | 0 |
| Forcible Rape | 0 | 0 | Extortion/Blackmail | 0 | 0 | 0 |
| Forcible Sodomy | 0 | 0 | Fraud - False Pretenses | 0 | 0 | 0 |
| Sexual Assault W/Object | 0 | 0 | Fraud - Credit Card/ATM | 0 | 0 | 0 |
| Forcible Fondling | 0 | 0 | Fraud - Impersonation | 0 | 0 | 0 |
| Incest | 0 | 0 | Fraud - Welfare | 0 | 0 | 0 |
| Statutory Rape | 0 | 0 | Fraud - Wire | 0 | 0 | 0 |
| Kidnapping/Abduction | 0 | 0 | Fraud - Identity Theft | 0 | 0 | 0 |
| Commercial Sex Acts | 0 | 0 | Fraud - Computer Hacking/Invasion | 0 | 0 | 0 |
| Involuntary Servitude | 0 | 0 | Robbery | 0 | 0 | 0 |
| Total | 0 | 0 | Theft - Pocket-picking | 0 | 0 | 0 |
| | | | Theft - Purse Snatching | 0 | 0 | 0 |
| | | | Theft - Shoplifting | 0 | 0 | 0 |
| Group B Arrests | | | Theft From Building | 1 | 0 | 0 |
| Offense | Adult | Juvenile | Theft From Coin Machine | 0 | 0 | 0 |
| Bad Checks | 0 | 0 | Theft From Motor Vehicle | 0 | 0 | 0 |
| Curfew/Vagrancy | 0 | 0 | Theft of Motor Vehicle Parts | 0 | 0 | 0 |
| Disorderly Conduct | 0 | 0 | Theft - All Other Larceny | 0 | 0 | 0 |
| DUI | 0 | 0 | Motor Vehicle Theft | 0 | 0 | 0 |
| Drunkenness | 0 | 0 | Stolen Property Offenses | 0 | 0 | 0 |
| Family-Non Violent | 0 | 0 | | | | |
| Liquor Law Violations | 0 | 0 | | | | |
| Peeping Tom | 0 | 0 | | | | |
| Runaway | 0 | 0 | | | | |
| Trespass | 0 | 0 | | | | |
| All Other Offenses | 0 | 0 | | | | |
| Total Group B | 0 | 0 | | | | |

(*) Offenses are counted using the FBI Units of Count for Crime

(**) The 'Arrests' column shows arrests made for incidents during the selected period, regardless of arrest date. Arrest counts for the same period may change over time.

This report is valid as of May 06, 2019 and is subject to change

Norris Dam State Park - NIBRS Agency Crime Overview - 2018

| Crimes Against Society | | | | |
|------------------------------------|----------|----------|----------|----------|
| Animal Cruelty | 0 | 0 | 0 | 0 |
| Drug/Narcotic Violations | 0 | 0 | 0 | 0 |
| Drug/Narcotic Equipment Violations | 0 | 0 | 0 | 0 |
| Gambling - Betting/Wagering | 0 | 0 | 0 | 0 |
| Gambling - Operating/Promoting | 0 | 0 | 0 | 0 |
| Gambling - Equipment Violations | 0 | 0 | 0 | 0 |
| Gambling - Sports Tampering | 0 | 0 | 0 | 0 |
| Pornography/Obscene Material | 0 | 0 | 0 | 0 |
| Prostitution | 0 | 0 | 0 | 0 |
| Prostitution Assisting/Promoting | 0 | 0 | 0 | 0 |
| Purchasing Prostitution | 0 | 0 | 0 | 0 |
| Weapon Law Violations | 0 | 0 | 0 | 0 |
| Total Group A Offenses | 4 | 0 | 0 | 0 |

(*) Offenses are counted using the FBI Units of Count for Crime

(**) The 'Arrests' column shows arrests made for incidents during the selected period, regardless of arrest date. Arrest counts for the same period may change over time.

Old Stone Fort State Archeological Park - NIBRS Agency Crime Overview - 2018

| 2017 Population Estimate | N/A | Offenses (*) | | Arrests (**) | | | |
|---------------------------------------|-----------------|----------------------------------|-----------------------------------|--------------|----------|---|---|
| | | Reported | Cleared | Adult | Juvenile | | |
| Offense Overview | | Group A Offenses | | | | | |
| | | Crimes Against Persons | | | | | |
| Offense Total | 11 | Murder | 0 | 0 | 0 | 0 | |
| Number Cleared | 11 | Negligent Manslaughter | 0 | 0 | 0 | 0 | |
| Percent Cleared | 100.00 % | Negligent Vehicular Manslaughter | 0 | 0 | 0 | 0 | |
| Group A Crimes per 100,000 population | N/A | Kidnapping/Abduction | 0 | 0 | 0 | 0 | |
| | | Forcible Rape | 0 | 0 | 0 | 0 | |
| | | Forcible Sodomy | 0 | 0 | 0 | 0 | |
| | | Sexual Assault W/Object | 0 | 0 | 0 | 0 | |
| Arrest Overview | | Forcible Fondling | 0 | 0 | 0 | 0 | |
| Total Arrests | 21 | Incest | 0 | 0 | 0 | 0 | |
| Adult Arrests | 21 | Statutory Rape | 0 | 0 | 0 | 0 | |
| Juvenile Arrests | 0 | Aggravated Assault | 0 | 0 | 0 | 0 | |
| Unknown Age | 0 | Simple Assault | 0 | 0 | 0 | 0 | |
| Arrests per 100,000 population | N/A | Intimidation | 0 | 0 | 0 | 0 | |
| | | Stalking | 0 | 0 | 0 | 0 | |
| | | Commercial Sex Acts | 0 | 0 | 0 | 0 | |
| Average number offenses/incident | 1.83 | Involuntary Servitude | 0 | 0 | 0 | 0 | |
| Domestic Violence Victims | | Crimes Against Property | | | | | |
| Offense | Reported | Cleared | Arson | 0 | 0 | 0 | 0 |
| Murder | 0 | 0 | Bribery | 0 | 0 | 0 | 0 |
| Aggravated Assault | 0 | 0 | Burglary | 0 | 0 | 0 | 0 |
| Simple Assault | 0 | 0 | Counterfeiting/Forgery | 0 | 0 | 0 | 0 |
| Intimidation | 0 | 0 | Destruction/Damage/Vandalism | 0 | 0 | 0 | 0 |
| Stalking | 0 | 0 | Embezzlement | 0 | 0 | 0 | 0 |
| Forcible Rape | 0 | 0 | Extortion/Blackmail | 0 | 0 | 0 | 0 |
| Forcible Sodomy | 0 | 0 | Fraud - False Pretenses | 0 | 0 | 0 | 0 |
| Sexual Assault W/Object | 0 | 0 | Fraud - Credit Card/ATM | 0 | 0 | 0 | 0 |
| Forcible Fondling | 0 | 0 | Fraud - Impersonation | 0 | 0 | 0 | 0 |
| Incest | 0 | 0 | Fraud - Welfare | 0 | 0 | 0 | 0 |
| Statutory Rape | 0 | 0 | Fraud - Wire | 0 | 0 | 0 | 0 |
| Kidnapping/Abduction | 0 | 0 | Fraud - Identity Theft | 0 | 0 | 0 | 0 |
| Commercial Sex Acts | 0 | 0 | Fraud - Computer Hacking/Invasion | 0 | 0 | 0 | 0 |
| Involuntary Servitude | 0 | 0 | Robbery | 0 | 0 | 0 | 0 |
| Total | 0 | 0 | Theft - Pocket-picking | 0 | 0 | 0 | 0 |
| | | | Theft - Purse Snatching | 0 | 0 | 0 | 0 |
| Group B Arrests | | | Theft - Shoplifting | 0 | 0 | 0 | 0 |
| Offense | Adult | Juvenile | Theft From Building | 0 | 0 | 0 | 0 |
| Bad Checks | 0 | 0 | Theft From Coin Machine | 0 | 0 | 0 | 0 |
| Curfew/Vagrancy | 0 | 0 | Theft From Motor Vehicle | 0 | 0 | 0 | 0 |
| Disorderly Conduct | 1 | 0 | Theft of Motor Vehicle Parts | 0 | 0 | 0 | 0 |
| DUI | 0 | 0 | Theft - All Other Larceny | 0 | 0 | 0 | 0 |
| Drunkenness | 3 | 0 | Motor Vehicle Theft | 0 | 0 | 0 | 0 |
| Family-Non Violent | 0 | 0 | Stolen Property Offenses | 0 | 0 | 0 | 0 |
| Liquor Law Violations | 3 | 0 | | | | | |
| Peeping Tom | 0 | 0 | | | | | |
| Runaway | 0 | 0 | | | | | |
| Trespass | 1 | 0 | | | | | |
| All Other Offenses | 3 | 0 | | | | | |
| Total Group B | 11 | 0 | | | | | |

(*) Offenses are counted using the FBI Units of Count for Crime

(**) The 'Arrests' column shows arrests made for incidents during the selected period, regardless of arrest date. Arrest counts for the same period may change over time.

Old Stone Fort State Archeological Park - NIBRS Agency Crime Overview - 2018

| Crimes Against Society | | | | |
|------------------------------------|-----------|-----------|-----------|----------|
| Animal Cruelty | 0 | 0 | 0 | 0 |
| Drug/Narcotic Violations | 6 | 6 | 10 | 0 |
| Drug/Narcotic Equipment Violations | 4 | 4 | 0 | 0 |
| Gambling - Betting/Wagering | 0 | 0 | 0 | 0 |
| Gambling - Operating/Promoting | 0 | 0 | 0 | 0 |
| Gambling - Equipment Violations | 0 | 0 | 0 | 0 |
| Gambling - Sports Tampering | 0 | 0 | 0 | 0 |
| Pornography/Obscene Material | 0 | 0 | 0 | 0 |
| Prostitution | 0 | 0 | 0 | 0 |
| Prostitution Assisting/Promoting | 0 | 0 | 0 | 0 |
| Purchasing Prostitution | 0 | 0 | 0 | 0 |
| Weapon Law Violations | 1 | 1 | 0 | 0 |
| Total Group A Offenses | 11 | 11 | 10 | 0 |

(*) Offenses are counted using the FBI Units of Count for Crime

(**) The 'Arrests' column shows arrests made for incidents during the selected period, regardless of arrest date. Arrest counts for the same period may change over time.

Panther Creek State Park - NIBRS Agency Crime Overview - 2018

| 2017 Population Estimate | N/A | Offenses (*) | | Arrests (**) | |
|---------------------------------------|-----------------|--------------------------------|---------|--------------|----------|
| | | Reported | Cleared | Adult | Juvenile |
| Offense Overview | | Group A Offenses | | | |
| | | Crimes Against Persons | | | |
| Offense Total | 5 | 0 | 0 | 0 | 0 |
| Number Cleared | 2 | 0 | 0 | 0 | 0 |
| Percent Cleared | 40.00 % | 0 | 0 | 0 | 0 |
| Group A Crimes per 100,000 population | N/A | 0 | 0 | 0 | 0 |
| | | Crimes Against Property | | | |
| Arrest Overview | | | | | |
| Total Arrests | 4 | 0 | 0 | 0 | 0 |
| Adult Arrests | 4 | 0 | 0 | 0 | 0 |
| Juvenile Arrests | 0 | 0 | 0 | 0 | 0 |
| Unknown Age | 0 | 0 | 0 | 0 | 0 |
| Arrests per 100,000 population | N/A | 0 | 0 | 0 | 0 |
| Average number offenses/incident | 1.00 | 0 | 0 | 0 | 0 |
| Domestic Violence Victims | | | | | |
| Offense | Reported | Cleared | | | |
| Murder | 0 | 0 | 0 | 0 | 0 |
| Aggravated Assault | 0 | 0 | 0 | 0 | 0 |
| Simple Assault | 0 | 0 | 0 | 0 | 0 |
| Intimidation | 0 | 0 | 0 | 0 | 0 |
| Stalking | 0 | 0 | 0 | 0 | 0 |
| Forcible Rape | 0 | 0 | 0 | 0 | 0 |
| Forcible Sodomy | 0 | 0 | 0 | 0 | 0 |
| Sexual Assault W/Object | 0 | 0 | 0 | 0 | 0 |
| Forcible Fondling | 0 | 0 | 0 | 0 | 0 |
| Incest | 0 | 0 | 0 | 0 | 0 |
| Statutory Rape | 0 | 0 | 0 | 0 | 0 |
| Kidnapping/Abduction | 0 | 0 | 0 | 0 | 0 |
| Commercial Sex Acts | 0 | 0 | 0 | 0 | 0 |
| Involuntary Servitude | 0 | 0 | 0 | 0 | 0 |
| Total | 0 | 0 | 0 | 0 | 0 |
| Group B Arrests | | | | | |
| Offense | Adult | Juvenile | | | |
| Bad Checks | 0 | 0 | 0 | 0 | 0 |
| Curfew/Vagrancy | 0 | 0 | 0 | 0 | 0 |
| Disorderly Conduct | 0 | 0 | 0 | 0 | 0 |
| DUI | 1 | 0 | 0 | 0 | 0 |
| Drunkenness | 0 | 0 | 0 | 0 | 0 |
| Family-Non Violent | 0 | 0 | 0 | 0 | 0 |
| Liquor Law Violations | 1 | 0 | 0 | 0 | 0 |
| Peeping Tom | 0 | 0 | 0 | 0 | 0 |
| Runaway | 0 | 0 | 0 | 0 | 0 |
| Trespass | 0 | 0 | 0 | 0 | 0 |
| All Other Offenses | 0 | 0 | 0 | 0 | 0 |
| Total Group B | 2 | 0 | 0 | 0 | 0 |

(*) Offenses are counted using the FBI Units of Count for Crime

(**) The 'Arrests' column shows arrests made for incidents during the selected period, regardless of arrest date. Arrest counts for the same period may change over time.

Panther Creek State Park - NIBRS Agency Crime Overview - 2018

| Crimes Against Society | | | | |
|------------------------------------|----------|----------|----------|----------|
| Animal Cruelty | 0 | 0 | 0 | 0 |
| Drug/Narcotic Violations | 2 | 2 | 2 | 0 |
| Drug/Narcotic Equipment Violations | 0 | 0 | 0 | 0 |
| Gambling - Betting/Wagering | 0 | 0 | 0 | 0 |
| Gambling - Operating/Promoting | 0 | 0 | 0 | 0 |
| Gambling - Equipment Violations | 0 | 0 | 0 | 0 |
| Gambling - Sports Tampering | 0 | 0 | 0 | 0 |
| Pornography/Obscene Material | 0 | 0 | 0 | 0 |
| Prostitution | 0 | 0 | 0 | 0 |
| Prostitution Assisting/Promoting | 0 | 0 | 0 | 0 |
| Purchasing Prostitution | 0 | 0 | 0 | 0 |
| Weapon Law Violations | 0 | 0 | 0 | 0 |
| Total Group A Offenses | 5 | 2 | 2 | 0 |

(*) Offenses are counted using the FBI Units of Count for Crime

(**) The 'Arrests' column shows arrests made for incidents during the selected period, regardless of arrest date. Arrest counts for the same period may change over time.

Paris Landing State Park - NIBRS Agency Crime Overview - 2018

| 2017 Population Estimate | N/A | Offenses (*) | | Arrests (**) | | | |
|---------------------------------------|-----------------|----------------------------------|-----------------------------------|--------------|----------|---|---|
| | | Reported | Cleared | Adult | Juvenile | | |
| Offense Overview | | Group A Offenses | | | | | |
| | | Crimes Against Persons | | | | | |
| Offense Total | 3 | Murder | 0 | 0 | 0 | 0 | |
| Number Cleared | 0 | Negligent Manslaughter | 0 | 0 | 0 | 0 | |
| Percent Cleared | 0.00 % | Negligent Vehicular Manslaughter | 0 | 0 | 0 | 0 | |
| Group A Crimes per 100,000 population | N/A | Kidnapping/Abduction | 0 | 0 | 0 | 0 | |
| | | Forcible Rape | 0 | 0 | 0 | 0 | |
| | | Forcible Sodomy | 0 | 0 | 0 | 0 | |
| | | Sexual Assault W/Object | 0 | 0 | 0 | 0 | |
| Arrest Overview | | Forcible Fondling | 0 | 0 | 0 | 0 | |
| Total Arrests | 0 | Incest | 0 | 0 | 0 | 0 | |
| Adult Arrests | 0 | Statutory Rape | 0 | 0 | 0 | 0 | |
| Juvenile Arrests | 0 | Aggravated Assault | 0 | 0 | 0 | 0 | |
| Unknown Age | 0 | Simple Assault | 0 | 0 | 0 | 0 | |
| Arrests per 100,000 population | N/A | Intimidation | 1 | 0 | 0 | 0 | |
| | | Stalking | 0 | 0 | 0 | 0 | |
| | | Commercial Sex Acts | 0 | 0 | 0 | 0 | |
| Average number offenses/incident | 1.00 | Involuntary Servitude | 0 | 0 | 0 | 0 | |
| Domestic Violence Victims | | Crimes Against Property | | | | | |
| Offense | Reported | Cleared | Arson | 0 | 0 | 0 | 0 |
| Murder | 0 | 0 | Bribery | 0 | 0 | 0 | 0 |
| Aggravated Assault | 0 | 0 | Burglary | 0 | 0 | 0 | 0 |
| Simple Assault | 0 | 0 | Counterfeiting/Forgery | 0 | 0 | 0 | 0 |
| Intimidation | 0 | 0 | Destruction/Damage/Vandalism | 1 | 0 | 0 | 0 |
| Stalking | 0 | 0 | Embezzlement | 0 | 0 | 0 | 0 |
| Forcible Rape | 0 | 0 | Extortion/Blackmail | 0 | 0 | 0 | 0 |
| Forcible Sodomy | 0 | 0 | Fraud - False Pretenses | 0 | 0 | 0 | 0 |
| Sexual Assault W/Object | 0 | 0 | Fraud - Credit Card/ATM | 0 | 0 | 0 | 0 |
| Forcible Fondling | 0 | 0 | Fraud - Impersonation | 0 | 0 | 0 | 0 |
| Incest | 0 | 0 | Fraud - Welfare | 0 | 0 | 0 | 0 |
| Statutory Rape | 0 | 0 | Fraud - Wire | 0 | 0 | 0 | 0 |
| Kidnapping/Abduction | 0 | 0 | Fraud - Identity Theft | 0 | 0 | 0 | 0 |
| Commercial Sex Acts | 0 | 0 | Fraud - Computer Hacking/Invasion | 0 | 0 | 0 | 0 |
| Involuntary Servitude | 0 | 0 | Robbery | 0 | 0 | 0 | 0 |
| Total | 0 | 0 | Theft - Pocket-picking | 0 | 0 | 0 | 0 |
| Group B Arrests | | | Theft - Purse Snatching | 0 | 0 | 0 | 0 |
| Offense | Adult | Juvenile | Theft - Shoplifting | 0 | 0 | 0 | 0 |
| Bad Checks | 0 | 0 | Theft From Building | 0 | 0 | 0 | 0 |
| Curfew/Vagrancy | 0 | 0 | Theft From Coin Machine | 0 | 0 | 0 | 0 |
| Disorderly Conduct | 0 | 0 | Theft From Motor Vehicle | 1 | 0 | 0 | 0 |
| DUI | 0 | 0 | Theft of Motor Vehicle Parts | 0 | 0 | 0 | 0 |
| Drunkenness | 0 | 0 | Theft - All Other Larceny | 0 | 0 | 0 | 0 |
| Family-Non Violent | 0 | 0 | Motor Vehicle Theft | 0 | 0 | 0 | 0 |
| Liquor Law Violations | 0 | 0 | Stolen Property Offenses | 0 | 0 | 0 | 0 |
| Peeping Tom | 0 | 0 | | | | | |
| Runaway | 0 | 0 | | | | | |
| Trespass | 0 | 0 | | | | | |
| All Other Offenses | 0 | 0 | | | | | |
| Total Group B | 0 | 0 | | | | | |

(*) Offenses are counted using the FBI Units of Count for Crime

(**) The 'Arrests' column shows arrests made for incidents during the selected period, regardless of arrest date. Arrest counts for the same period may change over time.

This report is valid as of May 06, 2019 and is subject to change

Paris Landing State Park - NIBRS Agency Crime Overview - 2018

| Crimes Against Society | | | | |
|------------------------------------|----------|----------|----------|----------|
| Animal Cruelty | 0 | 0 | 0 | 0 |
| Drug/Narcotic Violations | 0 | 0 | 0 | 0 |
| Drug/Narcotic Equipment Violations | 0 | 0 | 0 | 0 |
| Gambling - Betting/Wagering | 0 | 0 | 0 | 0 |
| Gambling - Operating/Promoting | 0 | 0 | 0 | 0 |
| Gambling - Equipment Violations | 0 | 0 | 0 | 0 |
| Gambling - Sports Tampering | 0 | 0 | 0 | 0 |
| Pornography/Obscene Material | 0 | 0 | 0 | 0 |
| Prostitution | 0 | 0 | 0 | 0 |
| Prostitution Assisting/Promoting | 0 | 0 | 0 | 0 |
| Purchasing Prostitution | 0 | 0 | 0 | 0 |
| Weapon Law Violations | 0 | 0 | 0 | 0 |
| Total Group A Offenses | 3 | 0 | 0 | 0 |

(*) Offenses are counted using the FBI Units of Count for Crime

(**) The 'Arrests' column shows arrests made for incidents during the selected period, regardless of arrest date. Arrest counts for the same period may change over time.

Pickett State Park - NIBRS Agency Crime Overview - 2018

| 2017 Population Estimate | N/A | Offenses (*) | | Arrests (**) | | | |
|---------------------------------------|-----------------|----------------------------------|-----------------------------------|--------------|----------|---|---|
| | | Reported | Cleared | Adult | Juvenile | | |
| Offense Overview | | Group A Offenses | | | | | |
| | | Crimes Against Persons | | | | | |
| Offense Total | 2 | Murder | 0 | 0 | 0 | 0 | |
| Number Cleared | 2 | Negligent Manslaughter | 0 | 0 | 0 | 0 | |
| Percent Cleared | 100.00 % | Negligent Vehicular Manslaughter | 0 | 0 | 0 | 0 | |
| Group A Crimes per 100,000 population | N/A | Kidnapping/Abduction | 0 | 0 | 0 | 0 | |
| | | Forcible Rape | 0 | 0 | 0 | 0 | |
| | | Forcible Sodomy | 0 | 0 | 0 | 0 | |
| | | Sexual Assault W/Object | 0 | 0 | 0 | 0 | |
| Arrest Overview | | Forcible Fondling | 0 | 0 | 0 | 0 | |
| Total Arrests | 1 | Incest | 0 | 0 | 0 | 0 | |
| Adult Arrests | 1 | Statutory Rape | 0 | 0 | 0 | 0 | |
| Juvenile Arrests | 0 | Aggravated Assault | 0 | 0 | 0 | 0 | |
| Unknown Age | 0 | Simple Assault | 0 | 0 | 0 | 0 | |
| Arrests per 100,000 population | N/A | Intimidation | 0 | 0 | 0 | 0 | |
| | | Stalking | 0 | 0 | 0 | 0 | |
| | | Commercial Sex Acts | 0 | 0 | 0 | 0 | |
| Average number offenses/incident | 2.00 | Involuntary Servitude | 0 | 0 | 0 | 0 | |
| Domestic Violence Victims | | Crimes Against Property | | | | | |
| Offense | Reported | Cleared | Arson | 0 | 0 | 0 | 0 |
| Murder | 0 | 0 | Bribery | 0 | 0 | 0 | 0 |
| Aggravated Assault | 0 | 0 | Burglary | 0 | 0 | 0 | 0 |
| Simple Assault | 0 | 0 | Counterfeiting/Forgery | 0 | 0 | 0 | 0 |
| Intimidation | 0 | 0 | Destruction/Damage/Vandalism | 0 | 0 | 0 | 0 |
| Stalking | 0 | 0 | Embezzlement | 0 | 0 | 0 | 0 |
| Forcible Rape | 0 | 0 | Extortion/Blackmail | 0 | 0 | 0 | 0 |
| Forcible Sodomy | 0 | 0 | Fraud - False Pretenses | 0 | 0 | 0 | 0 |
| Sexual Assault W/Object | 0 | 0 | Fraud - Credit Card/ATM | 0 | 0 | 0 | 0 |
| Forcible Fondling | 0 | 0 | Fraud - Impersonation | 0 | 0 | 0 | 0 |
| Incest | 0 | 0 | Fraud - Welfare | 0 | 0 | 0 | 0 |
| Statutory Rape | 0 | 0 | Fraud - Wire | 0 | 0 | 0 | 0 |
| Kidnapping/Abduction | 0 | 0 | Fraud - Identity Theft | 0 | 0 | 0 | 0 |
| Commercial Sex Acts | 0 | 0 | Fraud - Computer Hacking/Invasion | 0 | 0 | 0 | 0 |
| Involuntary Servitude | 0 | 0 | Robbery | 0 | 0 | 0 | 0 |
| Total | 0 | 0 | Theft - Pocket-picking | 0 | 0 | 0 | 0 |
| | | | Theft - Purse Snatching | 0 | 0 | 0 | 0 |
| Group B Arrests | | | Theft - Shoplifting | 0 | 0 | 0 | 0 |
| Offense | Adult | Juvenile | Theft From Building | 0 | 0 | 0 | 0 |
| Bad Checks | 0 | 0 | Theft From Coin Machine | 0 | 0 | 0 | 0 |
| Curfew/Vagrancy | 0 | 0 | Theft From Motor Vehicle | 0 | 0 | 0 | 0 |
| Disorderly Conduct | 0 | 0 | Theft of Motor Vehicle Parts | 0 | 0 | 0 | 0 |
| DUI | 0 | 0 | Theft - All Other Larceny | 0 | 0 | 0 | 0 |
| Drunkenness | 0 | 0 | Motor Vehicle Theft | 0 | 0 | 0 | 0 |
| Family-Non Violent | 0 | 0 | Stolen Property Offenses | 0 | 0 | 0 | 0 |
| Liquor Law Violations | 0 | 0 | | | | | |
| Peeping Tom | 0 | 0 | | | | | |
| Runaway | 0 | 0 | | | | | |
| Trespass | 0 | 0 | | | | | |
| All Other Offenses | 0 | 0 | | | | | |
| Total Group B | 0 | 0 | | | | | |

(*) Offenses are counted using the FBI Units of Count for Crime

(**) The 'Arrests' column shows arrests made for incidents during the selected period, regardless of arrest date. Arrest counts for the same period may change over time.

Pickett State Park - NIBRS Agency Crime Overview - 2018

| Crimes Against Society | | | | |
|------------------------------------|----------|----------|----------|----------|
| Animal Cruelty | 0 | 0 | 0 | 0 |
| Drug/Narcotic Violations | 1 | 1 | 1 | 0 |
| Drug/Narcotic Equipment Violations | 1 | 1 | 0 | 0 |
| Gambling - Betting/Wagering | 0 | 0 | 0 | 0 |
| Gambling - Operating/Promoting | 0 | 0 | 0 | 0 |
| Gambling - Equipment Violations | 0 | 0 | 0 | 0 |
| Gambling - Sports Tampering | 0 | 0 | 0 | 0 |
| Pornography/Obscene Material | 0 | 0 | 0 | 0 |
| Prostitution | 0 | 0 | 0 | 0 |
| Prostitution Assisting/Promoting | 0 | 0 | 0 | 0 |
| Purchasing Prostitution | 0 | 0 | 0 | 0 |
| Weapon Law Violations | 0 | 0 | 0 | 0 |
| Total Group A Offenses | 2 | 2 | 1 | 0 |

(*) Offenses are counted using the FBI Units of Count for Crime

(**) The 'Arrests' column shows arrests made for incidents during the selected period, regardless of arrest date. Arrest counts for the same period may change over time.

Pickwick Landing State Park - NIBRS Agency Crime Overview - 2018

| Crimes Against Society | | | | |
|------------------------------------|----------|----------|----------|----------|
| Animal Cruelty | 0 | 0 | 0 | 0 |
| Drug/Narcotic Violations | 0 | 0 | 0 | 0 |
| Drug/Narcotic Equipment Violations | 0 | 0 | 0 | 0 |
| Gambling - Betting/Wagering | 0 | 0 | 0 | 0 |
| Gambling - Operating/Promoting | 0 | 0 | 0 | 0 |
| Gambling - Equipment Violations | 0 | 0 | 0 | 0 |
| Gambling - Sports Tampering | 0 | 0 | 0 | 0 |
| Pornography/Obscene Material | 0 | 0 | 0 | 0 |
| Prostitution | 0 | 0 | 0 | 0 |
| Prostitution Assisting/Promoting | 0 | 0 | 0 | 0 |
| Purchasing Prostitution | 0 | 0 | 0 | 0 |
| Weapon Law Violations | 0 | 0 | 0 | 0 |
| Total Group A Offenses | 6 | 1 | 1 | 0 |

(*) Offenses are counted using the FBI Units of Count for Crime

(**) The 'Arrests' column shows arrests made for incidents during the selected period, regardless of arrest date. Arrest counts for the same period may change over time.

Pinson Mounds State Archeological Park - NIBRS Agency Crime Overview - 2018

| 2017 Population Estimate | N/A | Offenses (*) | | Arrests (**) | |
|---------------------------------------|-----------------|--------------------------------|---------|--------------|----------|
| | | Reported | Cleared | Adult | Juvenile |
| Offense Overview | | Group A Offenses | | | |
| | | Crimes Against Persons | | | |
| Offense Total | 0 | 0 | 0 | 0 | 0 |
| Number Cleared | 0 | 0 | 0 | 0 | 0 |
| Percent Cleared | 0.00 % | 0 | 0 | 0 | 0 |
| Group A Crimes per 100,000 population | N/A | 0 | 0 | 0 | 0 |
| | | Crimes Against Property | | | |
| | | Crimes Against Persons | | | |
| | | Crimes Against Property | | | |
| Arrest Overview | | | | | |
| Total Arrests | 0 | 0 | 0 | 0 | 0 |
| Adult Arrests | 0 | 0 | 0 | 0 | 0 |
| Juvenile Arrests | 0 | 0 | 0 | 0 | 0 |
| Unknown Age | 0 | 0 | 0 | 0 | 0 |
| Arrests per 100,000 population | N/A | 0 | 0 | 0 | 0 |
| Average number offenses/incident | 0.00 | 0 | 0 | 0 | 0 |
| Domestic Violence Victims | | | | | |
| Offense | Reported | Cleared | | | |
| Murder | 0 | 0 | 0 | 0 | 0 |
| Aggravated Assault | 0 | 0 | 0 | 0 | 0 |
| Simple Assault | 0 | 0 | 0 | 0 | 0 |
| Intimidation | 0 | 0 | 0 | 0 | 0 |
| Stalking | 0 | 0 | 0 | 0 | 0 |
| Forcible Rape | 0 | 0 | 0 | 0 | 0 |
| Forcible Sodomy | 0 | 0 | 0 | 0 | 0 |
| Sexual Assault W/Object | 0 | 0 | 0 | 0 | 0 |
| Forcible Fondling | 0 | 0 | 0 | 0 | 0 |
| Incest | 0 | 0 | 0 | 0 | 0 |
| Statutory Rape | 0 | 0 | 0 | 0 | 0 |
| Kidnapping/Abduction | 0 | 0 | 0 | 0 | 0 |
| Commercial Sex Acts | 0 | 0 | 0 | 0 | 0 |
| Involuntary Servitude | 0 | 0 | 0 | 0 | 0 |
| Total | 0 | 0 | 0 | 0 | 0 |
| Group B Arrests | | | | | |
| Offense | Adult | Juvenile | | | |
| Bad Checks | 0 | 0 | 0 | 0 | 0 |
| Curfew/Vagrancy | 0 | 0 | 0 | 0 | 0 |
| Disorderly Conduct | 0 | 0 | 0 | 0 | 0 |
| DUI | 0 | 0 | 0 | 0 | 0 |
| Drunkenness | 0 | 0 | 0 | 0 | 0 |
| Family-Non Violent | 0 | 0 | 0 | 0 | 0 |
| Liquor Law Violations | 0 | 0 | 0 | 0 | 0 |
| Peeping Tom | 0 | 0 | 0 | 0 | 0 |
| Runaway | 0 | 0 | 0 | 0 | 0 |
| Trespass | 0 | 0 | 0 | 0 | 0 |
| All Other Offenses | 0 | 0 | 0 | 0 | 0 |
| Total Group B | 0 | 0 | 0 | 0 | 0 |

(*) Offenses are counted using the FBI Units of Count for Crime

(**) The 'Arrests' column shows arrests made for incidents during the selected period, regardless of arrest date. Arrest counts for the same period may change over time.

This report is valid as of May 06, 2019 and is subject to change

Pinson Mounds State Archeological Park - NIBRS Agency Crime Overview - 2018

| Crimes Against Society | | | | |
|------------------------------------|----------|----------|----------|----------|
| Animal Cruelty | 0 | 0 | 0 | 0 |
| Drug/Narcotic Violations | 0 | 0 | 0 | 0 |
| Drug/Narcotic Equipment Violations | 0 | 0 | 0 | 0 |
| Gambling - Betting/Wagering | 0 | 0 | 0 | 0 |
| Gambling - Operating/Promoting | 0 | 0 | 0 | 0 |
| Gambling - Equipment Violations | 0 | 0 | 0 | 0 |
| Gambling - Sports Tampering | 0 | 0 | 0 | 0 |
| Pornography/Obscene Material | 0 | 0 | 0 | 0 |
| Prostitution | 0 | 0 | 0 | 0 |
| Prostitution Assisting/Promoting | 0 | 0 | 0 | 0 |
| Purchasing Prostitution | 0 | 0 | 0 | 0 |
| Weapon Law Violations | 0 | 0 | 0 | 0 |
| Total Group A Offenses | 0 | 0 | 0 | 0 |

(*) Offenses are counted using the FBI Units of Count for Crime

(**) The 'Arrests' column shows arrests made for incidents during the selected period, regardless of arrest date. Arrest counts for the same period may change over time.

Radnor Lake Natural Area - NIBRS Agency Crime Overview - 2018

| 2017 Population Estimate | N/A | Offenses (*) | | Arrests (**) | | | |
|---------------------------------------|-----------------|----------------------------------|-----------------------------------|--------------|----------|---|---|
| | | Reported | Cleared | Adult | Juvenile | | |
| Offense Overview | | Group A Offenses | | | | | |
| | | Crimes Against Persons | | | | | |
| Offense Total | 9 | Murder | 0 | 0 | 0 | 0 | |
| Number Cleared | 0 | Negligent Manslaughter | 0 | 0 | 0 | 0 | |
| Percent Cleared | 0.00 % | Negligent Vehicular Manslaughter | 0 | 0 | 0 | 0 | |
| Group A Crimes per 100,000 population | N/A | Kidnapping/Abduction | 0 | 0 | 0 | 0 | |
| | | Forcible Rape | 0 | 0 | 0 | 0 | |
| | | Forcible Sodomy | 0 | 0 | 0 | 0 | |
| | | Sexual Assault W/Object | 0 | 0 | 0 | 0 | |
| Arrest Overview | | Forcible Fondling | 0 | 0 | 0 | 0 | |
| Total Arrests | 3 | Incest | 0 | 0 | 0 | 0 | |
| Adult Arrests | 3 | Statutory Rape | 0 | 0 | 0 | 0 | |
| Juvenile Arrests | 0 | Aggravated Assault | 0 | 0 | 0 | 0 | |
| Unknown Age | 0 | Simple Assault | 2 | 0 | 0 | 0 | |
| Arrests per 100,000 population | N/A | Intimidation | 0 | 0 | 0 | 0 | |
| | | Stalking | 0 | 0 | 0 | 0 | |
| | | Commercial Sex Acts | 0 | 0 | 0 | 0 | |
| Average number offenses/incident | 1.00 | Involuntary Servitude | 0 | 0 | 0 | 0 | |
| Domestic Violence Victims | | Crimes Against Property | | | | | |
| Offense | Reported | Cleared | Arson | 0 | 0 | 0 | 0 |
| Murder | 0 | 0 | Bribery | 0 | 0 | 0 | 0 |
| Aggravated Assault | 0 | 0 | Burglary | 0 | 0 | 0 | 0 |
| Simple Assault | 0 | 0 | Counterfeiting/Forgery | 0 | 0 | 0 | 0 |
| Intimidation | 0 | 0 | Destruction/Damage/Vandalism | 2 | 0 | 0 | 0 |
| Stalking | 0 | 0 | Embezzlement | 0 | 0 | 0 | 0 |
| Forcible Rape | 0 | 0 | Extortion/Blackmail | 0 | 0 | 0 | 0 |
| Forcible Sodomy | 0 | 0 | Fraud - False Pretenses | 0 | 0 | 0 | 0 |
| Sexual Assault W/Object | 0 | 0 | Fraud - Credit Card/ATM | 0 | 0 | 0 | 0 |
| Forcible Fondling | 0 | 0 | Fraud - Impersonation | 0 | 0 | 0 | 0 |
| Incest | 0 | 0 | Fraud - Welfare | 0 | 0 | 0 | 0 |
| Statutory Rape | 0 | 0 | Fraud - Wire | 0 | 0 | 0 | 0 |
| Kidnapping/Abduction | 0 | 0 | Fraud - Identity Theft | 0 | 0 | 0 | 0 |
| Commercial Sex Acts | 0 | 0 | Fraud - Computer Hacking/Invasion | 0 | 0 | 0 | 0 |
| Involuntary Servitude | 0 | 0 | Robbery | 0 | 0 | 0 | 0 |
| Total | 0 | 0 | Theft - Pocket-picking | 0 | 0 | 0 | 0 |
| | | | Theft - Purse Snatching | 0 | 0 | 0 | 0 |
| Group B Arrests | | | Theft - Shoplifting | 0 | 0 | 0 | 0 |
| Offense | Adult | Juvenile | Theft From Building | 0 | 0 | 0 | 0 |
| Bad Checks | 0 | 0 | Theft From Coin Machine | 0 | 0 | 0 | 0 |
| Curfew/Vagrancy | 0 | 0 | Theft From Motor Vehicle | 5 | 0 | 0 | 0 |
| Disorderly Conduct | 0 | 0 | Theft of Motor Vehicle Parts | 0 | 0 | 0 | 0 |
| DUI | 0 | 0 | Theft - All Other Larceny | 0 | 0 | 0 | 0 |
| Drunkenness | 0 | 0 | Motor Vehicle Theft | 0 | 0 | 0 | 0 |
| Family-Non Violent | 0 | 0 | Stolen Property Offenses | 0 | 0 | 0 | 0 |
| Liquor Law Violations | 0 | 0 | | | | | |
| Peeping Tom | 0 | 0 | | | | | |
| Runaway | 0 | 0 | | | | | |
| Trespass | 1 | 0 | | | | | |
| All Other Offenses | 2 | 0 | | | | | |
| Total Group B | 3 | 0 | | | | | |

(*) Offenses are counted using the FBI Units of Count for Crime

(**) The 'Arrests' column shows arrests made for incidents during the selected period, regardless of arrest date. Arrest counts for the same period may change over time.

This report is valid as of May 06, 2019 and is subject to change

Radnor Lake Natural Area - NIBRS Agency Crime Overview - 2018

| Crimes Against Society | | | | |
|------------------------------------|----------|----------|----------|----------|
| Animal Cruelty | 0 | 0 | 0 | 0 |
| Drug/Narcotic Violations | 0 | 0 | 0 | 0 |
| Drug/Narcotic Equipment Violations | 0 | 0 | 0 | 0 |
| Gambling - Betting/Wagering | 0 | 0 | 0 | 0 |
| Gambling - Operating/Promoting | 0 | 0 | 0 | 0 |
| Gambling - Equipment Violations | 0 | 0 | 0 | 0 |
| Gambling - Sports Tampering | 0 | 0 | 0 | 0 |
| Pornography/Obscene Material | 0 | 0 | 0 | 0 |
| Prostitution | 0 | 0 | 0 | 0 |
| Prostitution Assisting/Promoting | 0 | 0 | 0 | 0 |
| Purchasing Prostitution | 0 | 0 | 0 | 0 |
| Weapon Law Violations | 0 | 0 | 0 | 0 |
| Total Group A Offenses | 9 | 0 | 0 | 0 |

(*) Offenses are counted using the FBI Units of Count for Crime

(**) The 'Arrests' column shows arrests made for incidents during the selected period, regardless of arrest date. Arrest counts for the same period may change over time.

Red Clay State Historic Park - NIBRS Agency Crime Overview - 2018

| Crimes Against Society | | | | |
|------------------------------------|----------|----------|----------|----------|
| Animal Cruelty | 0 | 0 | 0 | 0 |
| Drug/Narcotic Violations | 0 | 0 | 0 | 0 |
| Drug/Narcotic Equipment Violations | 0 | 0 | 0 | 0 |
| Gambling - Betting/Wagering | 0 | 0 | 0 | 0 |
| Gambling - Operating/Promoting | 0 | 0 | 0 | 0 |
| Gambling - Equipment Violations | 0 | 0 | 0 | 0 |
| Gambling - Sports Tampering | 0 | 0 | 0 | 0 |
| Pornography/Obscene Material | 0 | 0 | 0 | 0 |
| Prostitution | 0 | 0 | 0 | 0 |
| Prostitution Assisting/Promoting | 0 | 0 | 0 | 0 |
| Purchasing Prostitution | 0 | 0 | 0 | 0 |
| Weapon Law Violations | 0 | 0 | 0 | 0 |
| Total Group A Offenses | 1 | 0 | 0 | 0 |

(*) Offenses are counted using the FBI Units of Count for Crime

(**) The 'Arrests' column shows arrests made for incidents during the selected period, regardless of arrest date. Arrest counts for the same period may change over time.

Reelfoot Lake State Park - NIBRS Agency Crime Overview - 2018

| 2017 Population Estimate | N/A | Offenses (*) | | Arrests (**) | |
|---------------------------------------|-----------------|--------------------------------|---------|--------------|----------|
| | | Reported | Cleared | Adult | Juvenile |
| Offense Overview | | Group A Offenses | | | |
| | | Crimes Against Persons | | | |
| Offense Total | 0 | 0 | 0 | 0 | 0 |
| Number Cleared | 0 | 0 | 0 | 0 | 0 |
| Percent Cleared | 0.00 % | 0 | 0 | 0 | 0 |
| Group A Crimes per 100,000 population | N/A | 0 | 0 | 0 | 0 |
| | | Crimes Against Property | | | |
| | | Crimes Against Persons | | | |
| | | Crimes Against Property | | | |
| Arrest Overview | | | | | |
| Total Arrests | 0 | 0 | 0 | 0 | 0 |
| Adult Arrests | 0 | 0 | 0 | 0 | 0 |
| Juvenile Arrests | 0 | 0 | 0 | 0 | 0 |
| Unknown Age | 0 | 0 | 0 | 0 | 0 |
| Arrests per 100,000 population | N/A | 0 | 0 | 0 | 0 |
| Average number offenses/incident | 0.00 | 0 | 0 | 0 | 0 |
| Domestic Violence Victims | | | | | |
| Offense | Reported | Cleared | | | |
| Murder | 0 | 0 | 0 | 0 | 0 |
| Aggravated Assault | 0 | 0 | 0 | 0 | 0 |
| Simple Assault | 0 | 0 | 0 | 0 | 0 |
| Intimidation | 0 | 0 | 0 | 0 | 0 |
| Stalking | 0 | 0 | 0 | 0 | 0 |
| Forcible Rape | 0 | 0 | 0 | 0 | 0 |
| Forcible Sodomy | 0 | 0 | 0 | 0 | 0 |
| Sexual Assault W/Object | 0 | 0 | 0 | 0 | 0 |
| Forcible Fondling | 0 | 0 | 0 | 0 | 0 |
| Incest | 0 | 0 | 0 | 0 | 0 |
| Statutory Rape | 0 | 0 | 0 | 0 | 0 |
| Kidnapping/Abduction | 0 | 0 | 0 | 0 | 0 |
| Commercial Sex Acts | 0 | 0 | 0 | 0 | 0 |
| Involuntary Servitude | 0 | 0 | 0 | 0 | 0 |
| Total | 0 | 0 | 0 | 0 | 0 |
| Group B Arrests | | | | | |
| Offense | Adult | Juvenile | | | |
| Bad Checks | 0 | 0 | 0 | 0 | 0 |
| Curfew/Vagrancy | 0 | 0 | 0 | 0 | 0 |
| Disorderly Conduct | 0 | 0 | 0 | 0 | 0 |
| DUI | 0 | 0 | 0 | 0 | 0 |
| Drunkenness | 0 | 0 | 0 | 0 | 0 |
| Family-Non Violent | 0 | 0 | 0 | 0 | 0 |
| Liquor Law Violations | 0 | 0 | 0 | 0 | 0 |
| Peeping Tom | 0 | 0 | 0 | 0 | 0 |
| Runaway | 0 | 0 | 0 | 0 | 0 |
| Trespass | 0 | 0 | 0 | 0 | 0 |
| All Other Offenses | 0 | 0 | 0 | 0 | 0 |
| Total Group B | 0 | 0 | 0 | 0 | 0 |

(*) Offenses are counted using the FBI Units of Count for Crime

(**) The 'Arrests' column shows arrests made for incidents during the selected period, regardless of arrest date. Arrest counts for the same period may change over time.

This report is valid as of May 06, 2019 and is subject to change

Reelfoot Lake State Park - NIBRS Agency Crime Overview - 2018

| Crimes Against Society | | | | |
|------------------------------------|----------|----------|----------|----------|
| Animal Cruelty | 0 | 0 | 0 | 0 |
| Drug/Narcotic Violations | 0 | 0 | 0 | 0 |
| Drug/Narcotic Equipment Violations | 0 | 0 | 0 | 0 |
| Gambling - Betting/Wagering | 0 | 0 | 0 | 0 |
| Gambling - Operating/Promoting | 0 | 0 | 0 | 0 |
| Gambling - Equipment Violations | 0 | 0 | 0 | 0 |
| Gambling - Sports Tampering | 0 | 0 | 0 | 0 |
| Pornography/Obscene Material | 0 | 0 | 0 | 0 |
| Prostitution | 0 | 0 | 0 | 0 |
| Prostitution Assisting/Promoting | 0 | 0 | 0 | 0 |
| Purchasing Prostitution | 0 | 0 | 0 | 0 |
| Weapon Law Violations | 0 | 0 | 0 | 0 |
| Total Group A Offenses | 0 | 0 | 0 | 0 |

(*) Offenses are counted using the FBI Units of Count for Crime

(**) The 'Arrests' column shows arrests made for incidents during the selected period, regardless of arrest date. Arrest counts for the same period may change over time.

This report is valid as of May 06, 2019 and is subject to change

Roan Mountain State Park - NIBRS Agency Crime Overview - 2018

| 2017 Population Estimate | N/A | Offenses (*) | | Arrests (**) | |
|---------------------------------------|-----------------|--------------------------------|---------|--------------|----------|
| | | Reported | Cleared | Adult | Juvenile |
| Offense Overview | | Group A Offenses | | | |
| Crimes Against Persons | | | | | |
| Offense Total | 1 | 0 | 0 | 0 | 0 |
| Number Cleared | 0 | 0 | 0 | 0 | 0 |
| Percent Cleared | 0.00 % | 0 | 0 | 0 | 0 |
| Group A Crimes per 100,000 population | N/A | 0 | 0 | 0 | 0 |
| Arrest Overview | | Crimes Against Property | | | |
| Total Arrests | 2 | 0 | 0 | 0 | 0 |
| Adult Arrests | 1 | 0 | 0 | 0 | 0 |
| Juvenile Arrests | 1 | 0 | 0 | 0 | 0 |
| Unknown Age | 0 | 0 | 0 | 0 | 0 |
| Arrests per 100,000 population | N/A | 0 | 0 | 0 | 0 |
| Average number offenses/incident | 1.00 | 0 | 0 | 0 | 0 |
| Domestic Violence Victims | | Crimes Against Property | | | |
| Offense | Reported | Cleared | | | |
| Murder | 0 | 0 | 0 | 0 | 0 |
| Aggravated Assault | 0 | 0 | 0 | 0 | 0 |
| Simple Assault | 0 | 0 | 0 | 0 | 0 |
| Intimidation | 0 | 0 | 0 | 0 | 0 |
| Stalking | 0 | 0 | 0 | 0 | 0 |
| Forcible Rape | 0 | 0 | 0 | 0 | 0 |
| Forcible Sodomy | 0 | 0 | 0 | 0 | 0 |
| Sexual Assault W/Object | 0 | 0 | 0 | 0 | 0 |
| Forcible Fondling | 0 | 0 | 0 | 0 | 0 |
| Incest | 0 | 0 | 0 | 0 | 0 |
| Statutory Rape | 0 | 0 | 0 | 0 | 0 |
| Kidnapping/Abduction | 0 | 0 | 0 | 0 | 0 |
| Commercial Sex Acts | 0 | 0 | 0 | 0 | 0 |
| Involuntary Servitude | 0 | 0 | 0 | 0 | 0 |
| Total | 0 | 0 | 0 | 0 | 0 |
| Group B Arrests | | Crimes Against Property | | | |
| Offense | Adult | Juvenile | | | |
| Bad Checks | 0 | 0 | 0 | 0 | 0 |
| Curfew/Vagrancy | 0 | 0 | 0 | 0 | 0 |
| Disorderly Conduct | 0 | 0 | 0 | 0 | 0 |
| DUI | 0 | 0 | 0 | 0 | 0 |
| Drunkenness | 0 | 0 | 0 | 0 | 0 |
| Family-Non Violent | 0 | 0 | 0 | 0 | 0 |
| Liquor Law Violations | 1 | 1 | 0 | 0 | 0 |
| Peeping Tom | 0 | 0 | 0 | 0 | 0 |
| Runaway | 0 | 0 | 0 | 0 | 0 |
| Trespass | 0 | 0 | 0 | 0 | 0 |
| All Other Offenses | 0 | 0 | 0 | 0 | 0 |
| Total Group B | 1 | 1 | 1 | 0 | 0 |

(*) Offenses are counted using the FBI Units of Count for Crime

(**) The 'Arrests' column shows arrests made for incidents during the selected period, regardless of arrest date. Arrest counts for the same period may change over time.

This report is valid as of May 06, 2019 and is subject to change

Roan Mountain State Park - NIBRS Agency Crime Overview - 2018

| Crimes Against Society | | | | |
|------------------------------------|----------|----------|----------|----------|
| Animal Cruelty | 0 | 0 | 0 | 0 |
| Drug/Narcotic Violations | 0 | 0 | 0 | 0 |
| Drug/Narcotic Equipment Violations | 0 | 0 | 0 | 0 |
| Gambling - Betting/Wagering | 0 | 0 | 0 | 0 |
| Gambling - Operating/Promoting | 0 | 0 | 0 | 0 |
| Gambling - Equipment Violations | 0 | 0 | 0 | 0 |
| Gambling - Sports Tampering | 0 | 0 | 0 | 0 |
| Pornography/Obscene Material | 0 | 0 | 0 | 0 |
| Prostitution | 0 | 0 | 0 | 0 |
| Prostitution Assisting/Promoting | 0 | 0 | 0 | 0 |
| Purchasing Prostitution | 0 | 0 | 0 | 0 |
| Weapon Law Violations | 0 | 0 | 0 | 0 |
| Total Group A Offenses | 1 | 0 | 0 | 0 |

(*) Offenses are counted using the FBI Units of Count for Crime

(**) The 'Arrests' column shows arrests made for incidents during the selected period, regardless of arrest date. Arrest counts for the same period may change over time.

Rock Island State Park - NIBRS Agency Crime Overview - 2018

| 2017 Population Estimate | N/A | Offenses (*) | | Arrests (**) | | | |
|---------------------------------------|-----------------|----------------------------------|-----------------------------------|--------------|----------|---|---|
| | | Reported | Cleared | Adult | Juvenile | | |
| Offense Overview | | Group A Offenses | | | | | |
| | | Crimes Against Persons | | | | | |
| Offense Total | 12 | Murder | 0 | 0 | 0 | 0 | |
| Number Cleared | 3 | Negligent Manslaughter | 0 | 0 | 0 | 0 | |
| Percent Cleared | 25.00 % | Negligent Vehicular Manslaughter | 0 | 0 | 0 | 0 | |
| Group A Crimes per 100,000 population | N/A | Kidnapping/Abduction | 0 | 0 | 0 | 0 | |
| | | Forcible Rape | 0 | 0 | 0 | 0 | |
| | | Forcible Sodomy | 0 | 0 | 0 | 0 | |
| | | Sexual Assault W/Object | 0 | 0 | 0 | 0 | |
| Arrest Overview | | Forcible Fondling | 0 | 0 | 0 | 0 | |
| Total Arrests | 8 | Incest | 0 | 0 | 0 | 0 | |
| Adult Arrests | 8 | Statutory Rape | 0 | 0 | 0 | 0 | |
| Juvenile Arrests | 0 | Aggravated Assault | 0 | 0 | 0 | 0 | |
| Unknown Age | 0 | Simple Assault | 0 | 0 | 0 | 0 | |
| Arrests per 100,000 population | N/A | Intimidation | 0 | 0 | 0 | 0 | |
| | | Stalking | 0 | 0 | 0 | 0 | |
| | | Commercial Sex Acts | 0 | 0 | 0 | 0 | |
| Average number offenses/incident | 1.00 | Involuntary Servitude | 0 | 0 | 0 | 0 | |
| Domestic Violence Victims | | Crimes Against Property | | | | | |
| Offense | Reported | Cleared | Arson | 0 | 0 | 0 | 0 |
| Murder | 0 | 0 | Bribery | 0 | 0 | 0 | 0 |
| Aggravated Assault | 0 | 0 | Burglary | 0 | 0 | 0 | 0 |
| Simple Assault | 0 | 0 | Counterfeiting/Forgery | 0 | 0 | 0 | 0 |
| Intimidation | 0 | 0 | Destruction/Damage/Vandalism | 1 | 0 | 0 | 0 |
| Stalking | 0 | 0 | Embezzlement | 0 | 0 | 0 | 0 |
| Forcible Rape | 0 | 0 | Extortion/Blackmail | 0 | 0 | 0 | 0 |
| Forcible Sodomy | 0 | 0 | Fraud - False Pretenses | 0 | 0 | 0 | 0 |
| Sexual Assault W/Object | 0 | 0 | Fraud - Credit Card/ATM | 0 | 0 | 0 | 0 |
| Forcible Fondling | 0 | 0 | Fraud - Impersonation | 0 | 0 | 0 | 0 |
| Incest | 0 | 0 | Fraud - Welfare | 0 | 0 | 0 | 0 |
| Statutory Rape | 0 | 0 | Fraud - Wire | 0 | 0 | 0 | 0 |
| Kidnapping/Abduction | 0 | 0 | Fraud - Identity Theft | 0 | 0 | 0 | 0 |
| Commercial Sex Acts | 0 | 0 | Fraud - Computer Hacking/Invasion | 0 | 0 | 0 | 0 |
| Involuntary Servitude | 0 | 0 | Robbery | 0 | 0 | 0 | 0 |
| Total | 0 | 0 | Theft - Pocket-picking | 0 | 0 | 0 | 0 |
| | | | Theft - Purse Snatching | 0 | 0 | 0 | 0 |
| Group B Arrests | | | Theft - Shoplifting | 0 | 0 | 0 | 0 |
| Offense | Adult | Juvenile | Theft From Building | 0 | 0 | 0 | 0 |
| Bad Checks | 0 | 0 | Theft From Coin Machine | 0 | 0 | 0 | 0 |
| Curfew/Vagrancy | 0 | 0 | Theft From Motor Vehicle | 7 | 0 | 0 | 0 |
| Disorderly Conduct | 0 | 0 | Theft of Motor Vehicle Parts | 0 | 0 | 0 | 0 |
| DUI | 1 | 0 | Theft - All Other Larceny | 0 | 0 | 0 | 0 |
| Drunkenness | 0 | 0 | Motor Vehicle Theft | 0 | 0 | 0 | 0 |
| Family-Non Violent | 0 | 0 | Stolen Property Offenses | 0 | 0 | 0 | 0 |
| Liquor Law Violations | 0 | 0 | | | | | |
| Peeping Tom | 0 | 0 | | | | | |
| Runaway | 0 | 0 | | | | | |
| Trespass | 0 | 0 | | | | | |
| All Other Offenses | 0 | 0 | | | | | |
| Total Group B | 1 | 0 | | | | | |

(*) Offenses are counted using the FBI Units of Count for Crime

(**) The 'Arrests' column shows arrests made for incidents during the selected period, regardless of arrest date. Arrest counts for the same period may change over time.

This report is valid as of May 06, 2019 and is subject to change

Rock Island State Park - NIBRS Agency Crime Overview - 2018

| Crimes Against Society | | | | |
|------------------------------------|-----------|----------|----------|----------|
| Animal Cruelty | 0 | 0 | 0 | 0 |
| Drug/Narcotic Violations | 2 | 2 | 6 | 0 |
| Drug/Narcotic Equipment Violations | 1 | 1 | 1 | 0 |
| Gambling - Betting/Wagering | 0 | 0 | 0 | 0 |
| Gambling - Operating/Promoting | 0 | 0 | 0 | 0 |
| Gambling - Equipment Violations | 0 | 0 | 0 | 0 |
| Gambling - Sports Tampering | 0 | 0 | 0 | 0 |
| Pornography/Obscene Material | 0 | 0 | 0 | 0 |
| Prostitution | 0 | 0 | 0 | 0 |
| Prostitution Assisting/Promoting | 0 | 0 | 0 | 0 |
| Purchasing Prostitution | 0 | 0 | 0 | 0 |
| Weapon Law Violations | 1 | 0 | 0 | 0 |
| Total Group A Offenses | 12 | 3 | 7 | 0 |

(*) Offenses are counted using the FBI Units of Count for Crime

(**) The 'Arrests' column shows arrests made for incidents during the selected period, regardless of arrest date. Arrest counts for the same period may change over time.

Rocky Fork State Park - NIBRS Agency Crime Overview - 2018

| 2017 Population Estimate | N/A | Offenses (*) | | Arrests (**) | |
|---------------------------------------|-----------------|--------------------------------|---------|--------------|----------|
| | | Reported | Cleared | Adult | Juvenile |
| Offense Overview | | Group A Offenses | | | |
| | | Crimes Against Persons | | | |
| Offense Total | 0 | 0 | 0 | 0 | 0 |
| Number Cleared | 0 | 0 | 0 | 0 | 0 |
| Percent Cleared | 0.00 % | 0 | 0 | 0 | 0 |
| Group A Crimes per 100,000 population | N/A | 0 | 0 | 0 | 0 |
| | | Crimes Against Property | | | |
| Arrest Overview | | | | | |
| Total Arrests | 0 | 0 | 0 | 0 | 0 |
| Adult Arrests | 0 | 0 | 0 | 0 | 0 |
| Juvenile Arrests | 0 | 0 | 0 | 0 | 0 |
| Unknown Age | 0 | 0 | 0 | 0 | 0 |
| Arrests per 100,000 population | N/A | 0 | 0 | 0 | 0 |
| Average number offenses/incident | 0.00 | 0 | 0 | 0 | 0 |
| Domestic Violence Victims | | | | | |
| Offense | Reported | Cleared | | | |
| Murder | 0 | 0 | 0 | 0 | 0 |
| Aggravated Assault | 0 | 0 | 0 | 0 | 0 |
| Simple Assault | 0 | 0 | 0 | 0 | 0 |
| Intimidation | 0 | 0 | 0 | 0 | 0 |
| Stalking | 0 | 0 | 0 | 0 | 0 |
| Forcible Rape | 0 | 0 | 0 | 0 | 0 |
| Forcible Sodomy | 0 | 0 | 0 | 0 | 0 |
| Sexual Assault W/Object | 0 | 0 | 0 | 0 | 0 |
| Forcible Fondling | 0 | 0 | 0 | 0 | 0 |
| Incest | 0 | 0 | 0 | 0 | 0 |
| Statutory Rape | 0 | 0 | 0 | 0 | 0 |
| Kidnapping/Abduction | 0 | 0 | 0 | 0 | 0 |
| Commercial Sex Acts | 0 | 0 | 0 | 0 | 0 |
| Involuntary Servitude | 0 | 0 | 0 | 0 | 0 |
| Total | 0 | 0 | 0 | 0 | 0 |
| Group B Arrests | | | | | |
| Offense | Adult | Juvenile | | | |
| Bad Checks | 0 | 0 | 0 | 0 | 0 |
| Curfew/Vagrancy | 0 | 0 | 0 | 0 | 0 |
| Disorderly Conduct | 0 | 0 | 0 | 0 | 0 |
| DUI | 0 | 0 | 0 | 0 | 0 |
| Drunkenness | 0 | 0 | 0 | 0 | 0 |
| Family-Non Violent | 0 | 0 | 0 | 0 | 0 |
| Liquor Law Violations | 0 | 0 | 0 | 0 | 0 |
| Peeping Tom | 0 | 0 | 0 | 0 | 0 |
| Runaway | 0 | 0 | 0 | 0 | 0 |
| Trespass | 0 | 0 | 0 | 0 | 0 |
| All Other Offenses | 0 | 0 | 0 | 0 | 0 |
| Total Group B | 0 | 0 | 0 | 0 | 0 |

(*) Offenses are counted using the FBI Units of Count for Crime

(**) The 'Arrests' column shows arrests made for incidents during the selected period, regardless of arrest date. Arrest counts for the same period may change over time.

This report is valid as of May 06, 2019 and is subject to change

Rocky Fork State Park - NIBRS Agency Crime Overview - 2018

| Crimes Against Society | | | | |
|------------------------------------|----------|----------|----------|----------|
| Animal Cruelty | 0 | 0 | 0 | 0 |
| Drug/Narcotic Violations | 0 | 0 | 0 | 0 |
| Drug/Narcotic Equipment Violations | 0 | 0 | 0 | 0 |
| Gambling - Betting/Wagering | 0 | 0 | 0 | 0 |
| Gambling - Operating/Promoting | 0 | 0 | 0 | 0 |
| Gambling - Equipment Violations | 0 | 0 | 0 | 0 |
| Gambling - Sports Tampering | 0 | 0 | 0 | 0 |
| Pornography/Obscene Material | 0 | 0 | 0 | 0 |
| Prostitution | 0 | 0 | 0 | 0 |
| Prostitution Assisting/Promoting | 0 | 0 | 0 | 0 |
| Purchasing Prostitution | 0 | 0 | 0 | 0 |
| Weapon Law Violations | 0 | 0 | 0 | 0 |
| Total Group A Offenses | 0 | 0 | 0 | 0 |

(*) Offenses are counted using the FBI Units of Count for Crime

(**) The 'Arrests' column shows arrests made for incidents during the selected period, regardless of arrest date. Arrest counts for the same period may change over time.

Seven Islands State Birding Park - NIBRS Agency Crime Overview - 2018

| 2017 Population Estimate | N/A | Offenses (*) | | Arrests (**) | |
|---------------------------------------|-----------------|--------------------------------|---------|--------------|----------|
| | | Reported | Cleared | Adult | Juvenile |
| Offense Overview | | Group A Offenses | | | |
| Crimes Against Persons | | | | | |
| Offense Total | 2 | 0 | 0 | 0 | 0 |
| Number Cleared | 0 | 0 | 0 | 0 | 0 |
| Percent Cleared | 0.00 % | 0 | 0 | 0 | 0 |
| Group A Crimes per 100,000 population | N/A | 0 | 0 | 0 | 0 |
| Arrest Overview | | Crimes Against Property | | | |
| Total Arrests | | | | | |
| Adult Arrests | 0 | 0 | 0 | 0 | 0 |
| Juvenile Arrests | 0 | 0 | 0 | 0 | 0 |
| Unknown Age | 0 | 0 | 0 | 0 | 0 |
| Arrests per 100,000 population | N/A | 0 | 0 | 0 | 0 |
| Average number offenses/incident | 2.00 | 0 | 0 | 0 | 0 |
| Domestic Violence Victims | | | | | |
| Offense | Reported | Cleared | | | |
| Murder | 0 | 0 | 0 | 0 | 0 |
| Aggravated Assault | 0 | 0 | 0 | 0 | 0 |
| Simple Assault | 0 | 0 | 0 | 0 | 0 |
| Intimidation | 0 | 0 | 0 | 0 | 0 |
| Stalking | 0 | 0 | 0 | 0 | 0 |
| Forcible Rape | 0 | 0 | 0 | 0 | 0 |
| Forcible Sodomy | 0 | 0 | 0 | 0 | 0 |
| Sexual Assault W/Object | 0 | 0 | 0 | 0 | 0 |
| Forcible Fondling | 0 | 0 | 0 | 0 | 0 |
| Incest | 0 | 0 | 0 | 0 | 0 |
| Statutory Rape | 0 | 0 | 0 | 0 | 0 |
| Kidnapping/Abduction | 0 | 0 | 0 | 0 | 0 |
| Commercial Sex Acts | 0 | 0 | 0 | 0 | 0 |
| Involuntary Servitude | 0 | 0 | 0 | 0 | 0 |
| Total | 0 | 0 | | | |
| Group B Arrests | | | | | |
| Offense | Adult | Juvenile | | | |
| Bad Checks | 0 | 0 | 0 | 0 | 0 |
| Curfew/Vagrancy | 0 | 0 | 0 | 0 | 0 |
| Disorderly Conduct | 0 | 0 | 0 | 0 | 0 |
| DUI | 0 | 0 | 0 | 0 | 0 |
| Drunkenness | 0 | 0 | 0 | 0 | 0 |
| Family-Non Violent | 0 | 0 | 0 | 0 | 0 |
| Liquor Law Violations | 0 | 0 | 0 | 0 | 0 |
| Peeping Tom | 0 | 0 | 0 | 0 | 0 |
| Runaway | 0 | 0 | 0 | 0 | 0 |
| Trespass | 0 | 0 | 0 | 0 | 0 |
| All Other Offenses | 0 | 0 | 0 | 0 | 0 |
| Total Group B | 0 | 0 | | | |

(*) Offenses are counted using the FBI Units of Count for Crime

(**) The 'Arrests' column shows arrests made for incidents during the selected period, regardless of arrest date. Arrest counts for the same period may change over time.

This report is valid as of May 06, 2019 and is subject to change

Seven Islands State Birding Park - NIBRS Agency Crime Overview - 2018

| Crimes Against Society | | | | |
|------------------------------------|----------|----------|----------|----------|
| Animal Cruelty | 0 | 0 | 0 | 0 |
| Drug/Narcotic Violations | 0 | 0 | 0 | 0 |
| Drug/Narcotic Equipment Violations | 0 | 0 | 0 | 0 |
| Gambling - Betting/Wagering | 0 | 0 | 0 | 0 |
| Gambling - Operating/Promoting | 0 | 0 | 0 | 0 |
| Gambling - Equipment Violations | 0 | 0 | 0 | 0 |
| Gambling - Sports Tampering | 0 | 0 | 0 | 0 |
| Pornography/Obscene Material | 0 | 0 | 0 | 0 |
| Prostitution | 0 | 0 | 0 | 0 |
| Prostitution Assisting/Promoting | 0 | 0 | 0 | 0 |
| Purchasing Prostitution | 0 | 0 | 0 | 0 |
| Weapon Law Violations | 0 | 0 | 0 | 0 |
| Total Group A Offenses | 2 | 0 | 0 | 0 |

(*) Offenses are counted using the FBI Units of Count for Crime

(**) The 'Arrests' column shows arrests made for incidents during the selected period, regardless of arrest date. Arrest counts for the same period may change over time.

Sgt Alvin C. York State Park - NIBRS Agency Crime Overview - 2018

| 2017 Population Estimate | N/A | Offenses (*) | | Arrests (**) | |
|---------------------------------------|-----------------|--------------------------------|---------|--------------|----------|
| | | Reported | Cleared | Adult | Juvenile |
| Offense Overview | | Group A Offenses | | | |
| | | Crimes Against Persons | | | |
| Offense Total | 0 | 0 | 0 | 0 | 0 |
| Number Cleared | 0 | 0 | 0 | 0 | 0 |
| Percent Cleared | 0.00 % | 0 | 0 | 0 | 0 |
| Group A Crimes per 100,000 population | N/A | 0 | 0 | 0 | 0 |
| | | Crimes Against Property | | | |
| Arrest Overview | | | | | |
| Total Arrests | 0 | 0 | 0 | 0 | 0 |
| Adult Arrests | 0 | 0 | 0 | 0 | 0 |
| Juvenile Arrests | 0 | 0 | 0 | 0 | 0 |
| Unknown Age | 0 | 0 | 0 | 0 | 0 |
| Arrests per 100,000 population | N/A | 0 | 0 | 0 | 0 |
| Average number offenses/incident | 0.00 | 0 | 0 | 0 | 0 |
| Domestic Violence Victims | | | | | |
| Offense | Reported | Cleared | | | |
| Murder | 0 | 0 | 0 | 0 | 0 |
| Aggravated Assault | 0 | 0 | 0 | 0 | 0 |
| Simple Assault | 0 | 0 | 0 | 0 | 0 |
| Intimidation | 0 | 0 | 0 | 0 | 0 |
| Stalking | 0 | 0 | 0 | 0 | 0 |
| Forcible Rape | 0 | 0 | 0 | 0 | 0 |
| Forcible Sodomy | 0 | 0 | 0 | 0 | 0 |
| Sexual Assault W/Object | 0 | 0 | 0 | 0 | 0 |
| Forcible Fondling | 0 | 0 | 0 | 0 | 0 |
| Incest | 0 | 0 | 0 | 0 | 0 |
| Statutory Rape | 0 | 0 | 0 | 0 | 0 |
| Kidnapping/Abduction | 0 | 0 | 0 | 0 | 0 |
| Commercial Sex Acts | 0 | 0 | 0 | 0 | 0 |
| Involuntary Servitude | 0 | 0 | 0 | 0 | 0 |
| Total | 0 | 0 | 0 | 0 | 0 |
| Group B Arrests | | | | | |
| Offense | Adult | Juvenile | | | |
| Bad Checks | 0 | 0 | 0 | 0 | 0 |
| Curfew/Vagrancy | 0 | 0 | 0 | 0 | 0 |
| Disorderly Conduct | 0 | 0 | 0 | 0 | 0 |
| DUI | 0 | 0 | 0 | 0 | 0 |
| Drunkenness | 0 | 0 | 0 | 0 | 0 |
| Family-Non Violent | 0 | 0 | 0 | 0 | 0 |
| Liquor Law Violations | 0 | 0 | 0 | 0 | 0 |
| Peeping Tom | 0 | 0 | 0 | 0 | 0 |
| Runaway | 0 | 0 | 0 | 0 | 0 |
| Trespass | 0 | 0 | 0 | 0 | 0 |
| All Other Offenses | 0 | 0 | 0 | 0 | 0 |
| Total Group B | 0 | 0 | 0 | 0 | 0 |

(*) Offenses are counted using the FBI Units of Count for Crime

(**) The 'Arrests' column shows arrests made for incidents during the selected period, regardless of arrest date. Arrest counts for the same period may change over time.

This report is valid as of May 06, 2019 and is subject to change

Sgt Alvin C. York State Park - NIBRS Agency Crime Overview - 2018

| Crimes Against Society | | | | |
|------------------------------------|----------|----------|----------|----------|
| Animal Cruelty | 0 | 0 | 0 | 0 |
| Drug/Narcotic Violations | 0 | 0 | 0 | 0 |
| Drug/Narcotic Equipment Violations | 0 | 0 | 0 | 0 |
| Gambling - Betting/Wagering | 0 | 0 | 0 | 0 |
| Gambling - Operating/Promoting | 0 | 0 | 0 | 0 |
| Gambling - Equipment Violations | 0 | 0 | 0 | 0 |
| Gambling - Sports Tampering | 0 | 0 | 0 | 0 |
| Pornography/Obscene Material | 0 | 0 | 0 | 0 |
| Prostitution | 0 | 0 | 0 | 0 |
| Prostitution Assisting/Promoting | 0 | 0 | 0 | 0 |
| Purchasing Prostitution | 0 | 0 | 0 | 0 |
| Weapon Law Violations | 0 | 0 | 0 | 0 |
| Total Group A Offenses | 0 | 0 | 0 | 0 |

(*) Offenses are counted using the FBI Units of Count for Crime

(**) The 'Arrests' column shows arrests made for incidents during the selected period, regardless of arrest date. Arrest counts for the same period may change over time.

This report is valid as of May 06, 2019 and is subject to change

South Cumberland Natural Area - NIBRS Agency Crime Overview - 2018

| 2017 Population Estimate | N/A | Offenses (*) | | Arrests (**) | | | |
|---------------------------------------|-----------------|----------------------------------|-----------------------------------|--------------|----------|---|---|
| | | Reported | Cleared | Adult | Juvenile | | |
| Offense Overview | | Group A Offenses | | | | | |
| | | Crimes Against Persons | | | | | |
| Offense Total | 15 | Murder | 0 | 0 | 0 | 0 | |
| Number Cleared | 5 | Negligent Manslaughter | 0 | 0 | 0 | 0 | |
| Percent Cleared | 33.33 % | Negligent Vehicular Manslaughter | 0 | 0 | 0 | 0 | |
| Group A Crimes per 100,000 population | N/A | Kidnapping/Abduction | 0 | 0 | 0 | 0 | |
| | | Forcible Rape | 0 | 0 | 0 | 0 | |
| | | Forcible Sodomy | 0 | 0 | 0 | 0 | |
| | | Sexual Assault W/Object | 0 | 0 | 0 | 0 | |
| Arrest Overview | | Forcible Fondling | 0 | 0 | 0 | 0 | |
| Total Arrests | 8 | Incest | 0 | 0 | 0 | 0 | |
| Adult Arrests | 8 | Statutory Rape | 0 | 0 | 0 | 0 | |
| Juvenile Arrests | 0 | Aggravated Assault | 1 | 1 | 1 | 0 | |
| Unknown Age | 0 | Simple Assault | 0 | 0 | 0 | 0 | |
| Arrests per 100,000 population | N/A | Intimidation | 0 | 0 | 0 | 0 | |
| | | Stalking | 0 | 0 | 0 | 0 | |
| | | Commercial Sex Acts | 0 | 0 | 0 | 0 | |
| Average number offenses/incident | 1.25 | Involuntary Servitude | 0 | 0 | 0 | 0 | |
| Domestic Violence Victims | | Crimes Against Property | | | | | |
| Offense | Reported | Cleared | Arson | 0 | 0 | 0 | 0 |
| Murder | 0 | 0 | Bribery | 0 | 0 | 0 | 0 |
| Aggravated Assault | 0 | 0 | Burglary | 0 | 0 | 0 | 0 |
| Simple Assault | 0 | 0 | Counterfeiting/Forgery | 0 | 0 | 0 | 0 |
| Intimidation | 0 | 0 | Destruction/Damage/Vandalism | 5 | 0 | 0 | 0 |
| Stalking | 0 | 0 | Embezzlement | 0 | 0 | 0 | 0 |
| Forcible Rape | 0 | 0 | Extortion/Blackmail | 0 | 0 | 0 | 0 |
| Forcible Sodomy | 0 | 0 | Fraud - False Pretenses | 0 | 0 | 0 | 0 |
| Sexual Assault W/Object | 0 | 0 | Fraud - Credit Card/ATM | 0 | 0 | 0 | 0 |
| Forcible Fondling | 0 | 0 | Fraud - Impersonation | 0 | 0 | 0 | 0 |
| Incest | 0 | 0 | Fraud - Welfare | 0 | 0 | 0 | 0 |
| Statutory Rape | 0 | 0 | Fraud - Wire | 0 | 0 | 0 | 0 |
| Kidnapping/Abduction | 0 | 0 | Fraud - Identity Theft | 0 | 0 | 0 | 0 |
| Commercial Sex Acts | 0 | 0 | Fraud - Computer Hacking/Invasion | 0 | 0 | 0 | 0 |
| Involuntary Servitude | 0 | 0 | Robbery | 0 | 0 | 0 | 0 |
| Total | 0 | 0 | Theft - Pocket-picking | 0 | 0 | 0 | 0 |
| | | | Theft - Purse Snatching | 0 | 0 | 0 | 0 |
| Group B Arrests | | | Theft - Shoplifting | 0 | 0 | 0 | 0 |
| Offense | Adult | Juvenile | Theft From Building | 0 | 0 | 0 | 0 |
| Bad Checks | 0 | 0 | Theft From Coin Machine | 0 | 0 | 0 | 0 |
| Curfew/Vagrancy | 0 | 0 | Theft From Motor Vehicle | 0 | 0 | 0 | 0 |
| Disorderly Conduct | 1 | 0 | Theft of Motor Vehicle Parts | 0 | 0 | 0 | 0 |
| DUI | 1 | 0 | Theft - All Other Larceny | 5 | 0 | 0 | 0 |
| Drunkenness | 0 | 0 | Motor Vehicle Theft | 0 | 0 | 0 | 0 |
| Family-Non Violent | 0 | 0 | Stolen Property Offenses | 0 | 0 | 0 | 0 |
| Liquor Law Violations | 2 | 0 | | | | | |
| Peeping Tom | 0 | 0 | | | | | |
| Runaway | 0 | 0 | | | | | |
| Trespass | 0 | 0 | | | | | |
| All Other Offenses | 1 | 0 | | | | | |
| Total Group B | 5 | 0 | | | | | |

(*) Offenses are counted using the FBI Units of Count for Crime

(**) The 'Arrests' column shows arrests made for incidents during the selected period, regardless of arrest date. Arrest counts for the same period may change over time.

This report is valid as of May 06, 2019 and is subject to change

South Cumberland Natural Area - NIBRS Agency Crime Overview - 2018

| Crimes Against Society | | | | |
|------------------------------------|-----------|----------|----------|----------|
| Animal Cruelty | 0 | 0 | 0 | 0 |
| Drug/Narcotic Violations | 2 | 2 | 2 | 0 |
| Drug/Narcotic Equipment Violations | 2 | 2 | 0 | 0 |
| Gambling - Betting/Wagering | 0 | 0 | 0 | 0 |
| Gambling - Operating/Promoting | 0 | 0 | 0 | 0 |
| Gambling - Equipment Violations | 0 | 0 | 0 | 0 |
| Gambling - Sports Tampering | 0 | 0 | 0 | 0 |
| Pornography/Obscene Material | 0 | 0 | 0 | 0 |
| Prostitution | 0 | 0 | 0 | 0 |
| Prostitution Assisting/Promoting | 0 | 0 | 0 | 0 |
| Purchasing Prostitution | 0 | 0 | 0 | 0 |
| Weapon Law Violations | 0 | 0 | 0 | 0 |
| Total Group A Offenses | 15 | 5 | 3 | 0 |

(*) Offenses are counted using the FBI Units of Count for Crime

(**) The 'Arrests' column shows arrests made for incidents during the selected period, regardless of arrest date. Arrest counts for the same period may change over time.

Standing Stone State Park - NIBRS Agency Crime Overview - 2018

| 2017 Population Estimate | N/A | Offenses (*) | | Arrests (**) | |
|---------------------------------------|-----------------|--------------------------------|---------|--------------|----------|
| | | Reported | Cleared | Adult | Juvenile |
| Offense Overview | | Group A Offenses | | | |
| | | Crimes Against Persons | | | |
| Offense Total | 2 | 0 | 0 | 0 | 0 |
| Number Cleared | 1 | 0 | 0 | 0 | 0 |
| Percent Cleared | 50.00 % | 0 | 0 | 0 | 0 |
| Group A Crimes per 100,000 population | N/A | 0 | 0 | 0 | 0 |
| | | Crimes Against Property | | | |
| | | Crimes Against Persons | | | |
| | | Crimes Against Property | | | |
| Arrest Overview | | | | | |
| Total Arrests | 1 | 0 | 0 | 0 | 0 |
| Adult Arrests | 0 | 0 | 0 | 0 | 0 |
| Juvenile Arrests | 1 | 0 | 0 | 0 | 0 |
| Unknown Age | 0 | 0 | 0 | 0 | 0 |
| Arrests per 100,000 population | N/A | 0 | 0 | 0 | 0 |
| Average number offenses/incident | 1.00 | 0 | 0 | 0 | 0 |
| Domestic Violence Victims | | Crimes Against Property | | | |
| Offense | Reported | Cleared | | | |
| Murder | 0 | 0 | 0 | 0 | 0 |
| Aggravated Assault | 0 | 0 | 0 | 0 | 0 |
| Simple Assault | 0 | 0 | 0 | 0 | 0 |
| Intimidation | 0 | 0 | 0 | 0 | 0 |
| Stalking | 0 | 0 | 0 | 0 | 0 |
| Forcible Rape | 0 | 0 | 0 | 0 | 0 |
| Forcible Sodomy | 0 | 0 | 0 | 0 | 0 |
| Sexual Assault W/Object | 0 | 0 | 0 | 0 | 0 |
| Forcible Fondling | 0 | 0 | 0 | 0 | 0 |
| Incest | 0 | 0 | 0 | 0 | 0 |
| Statutory Rape | 0 | 0 | 0 | 0 | 0 |
| Kidnapping/Abduction | 0 | 0 | 0 | 0 | 0 |
| Commercial Sex Acts | 0 | 0 | 0 | 0 | 0 |
| Involuntary Servitude | 0 | 0 | 0 | 0 | 0 |
| Total | 0 | 0 | | | |
| Group B Arrests | | Crimes Against Property | | | |
| Offense | Adult | Juvenile | | | |
| Bad Checks | 0 | 0 | 0 | 0 | 0 |
| Curfew/Vagrancy | 0 | 0 | 0 | 0 | 0 |
| Disorderly Conduct | 0 | 0 | 0 | 0 | 0 |
| DUI | 0 | 0 | 0 | 0 | 0 |
| Drunkenness | 0 | 0 | 0 | 0 | 0 |
| Family-Non Violent | 0 | 0 | 0 | 0 | 0 |
| Liquor Law Violations | 0 | 0 | 0 | 0 | 0 |
| Peeping Tom | 0 | 0 | 0 | 0 | 0 |
| Runaway | 0 | 0 | 0 | 0 | 0 |
| Trespass | 0 | 0 | 0 | 0 | 0 |
| All Other Offenses | 0 | 0 | 0 | 0 | 0 |
| Total Group B | 0 | 0 | | | |

(*) Offenses are counted using the FBI Units of Count for Crime

(**) The 'Arrests' column shows arrests made for incidents during the selected period, regardless of arrest date. Arrest counts for the same period may change over time.

This report is valid as of May 06, 2019 and is subject to change

Standing Stone State Park - NIBRS Agency Crime Overview - 2018

| Crimes Against Society | | | | |
|------------------------------------|----------|----------|----------|----------|
| Animal Cruelty | 0 | 0 | 0 | 0 |
| Drug/Narcotic Violations | 0 | 0 | 0 | 0 |
| Drug/Narcotic Equipment Violations | 0 | 0 | 0 | 0 |
| Gambling - Betting/Wagering | 0 | 0 | 0 | 0 |
| Gambling - Operating/Promoting | 0 | 0 | 0 | 0 |
| Gambling - Equipment Violations | 0 | 0 | 0 | 0 |
| Gambling - Sports Tampering | 0 | 0 | 0 | 0 |
| Pornography/Obscene Material | 0 | 0 | 0 | 0 |
| Prostitution | 0 | 0 | 0 | 0 |
| Prostitution Assisting/Promoting | 0 | 0 | 0 | 0 |
| Purchasing Prostitution | 0 | 0 | 0 | 0 |
| Weapon Law Violations | 0 | 0 | 0 | 0 |
| Total Group A Offenses | 2 | 1 | 0 | 1 |

(*) Offenses are counted using the FBI Units of Count for Crime

(**) The 'Arrests' column shows arrests made for incidents during the selected period, regardless of arrest date. Arrest counts for the same period may change over time.

Sycamore Shoals State Historic Park - NIBRS Agency Crime Overview - 2018

| 2017 Population Estimate | N/A | Offenses (*) | | Arrests (**) | |
|---------------------------------------|-----------------|--------------------------------|---------|--------------|----------|
| | | Reported | Cleared | Adult | Juvenile |
| Offense Overview | | Group A Offenses | | | |
| | | Crimes Against Persons | | | |
| Offense Total | 0 | 0 | 0 | 0 | 0 |
| Number Cleared | 0 | 0 | 0 | 0 | 0 |
| Percent Cleared | 0.00 % | 0 | 0 | 0 | 0 |
| Group A Crimes per 100,000 population | N/A | 0 | 0 | 0 | 0 |
| | | Crimes Against Property | | | |
| Arrest Overview | | | | | |
| Total Arrests | 2 | 0 | 0 | 0 | 0 |
| Adult Arrests | 2 | 0 | 0 | 0 | 0 |
| Juvenile Arrests | 0 | 0 | 0 | 0 | 0 |
| Unknown Age | 0 | 0 | 0 | 0 | 0 |
| Arrests per 100,000 population | N/A | 0 | 0 | 0 | 0 |
| Average number offenses/incident | 0.00 | 0 | 0 | 0 | 0 |
| Domestic Violence Victims | | | | | |
| Offense | Reported | Cleared | | | |
| Murder | 0 | 0 | 0 | 0 | 0 |
| Aggravated Assault | 0 | 0 | 0 | 0 | 0 |
| Simple Assault | 0 | 0 | 0 | 0 | 0 |
| Intimidation | 0 | 0 | 0 | 0 | 0 |
| Stalking | 0 | 0 | 0 | 0 | 0 |
| Forcible Rape | 0 | 0 | 0 | 0 | 0 |
| Forcible Sodomy | 0 | 0 | 0 | 0 | 0 |
| Sexual Assault W/Object | 0 | 0 | 0 | 0 | 0 |
| Forcible Fondling | 0 | 0 | 0 | 0 | 0 |
| Incest | 0 | 0 | 0 | 0 | 0 |
| Statutory Rape | 0 | 0 | 0 | 0 | 0 |
| Kidnapping/Abduction | 0 | 0 | 0 | 0 | 0 |
| Commercial Sex Acts | 0 | 0 | 0 | 0 | 0 |
| Involuntary Servitude | 0 | 0 | 0 | 0 | 0 |
| Total | 0 | 0 | 0 | 0 | 0 |
| Group B Arrests | | | | | |
| Offense | Adult | Juvenile | | | |
| Bad Checks | 0 | 0 | 0 | 0 | 0 |
| Curfew/Vagrancy | 0 | 0 | 0 | 0 | 0 |
| Disorderly Conduct | 0 | 0 | 0 | 0 | 0 |
| DUI | 0 | 0 | 0 | 0 | 0 |
| Drunkenness | 2 | 0 | 0 | 0 | 0 |
| Family-Non Violent | 0 | 0 | 0 | 0 | 0 |
| Liquor Law Violations | 0 | 0 | 0 | 0 | 0 |
| Peeping Tom | 0 | 0 | 0 | 0 | 0 |
| Runaway | 0 | 0 | 0 | 0 | 0 |
| Trespass | 0 | 0 | 0 | 0 | 0 |
| All Other Offenses | 0 | 0 | 0 | 0 | 0 |
| Total Group B | 2 | 0 | 0 | 0 | 0 |

(*) Offenses are counted using the FBI Units of Count for Crime

(**) The 'Arrests' column shows arrests made for incidents during the selected period, regardless of arrest date. Arrest counts for the same period may change over time.

This report is valid as of May 06, 2019 and is subject to change

Sycamore Shoals State Historic Park - NIBRS Agency Crime Overview - 2018

| Crimes Against Society | | | | |
|------------------------------------|----------|----------|----------|----------|
| Animal Cruelty | 0 | 0 | 0 | 0 |
| Drug/Narcotic Violations | 0 | 0 | 0 | 0 |
| Drug/Narcotic Equipment Violations | 0 | 0 | 0 | 0 |
| Gambling - Betting/Wagering | 0 | 0 | 0 | 0 |
| Gambling - Operating/Promoting | 0 | 0 | 0 | 0 |
| Gambling - Equipment Violations | 0 | 0 | 0 | 0 |
| Gambling - Sports Tampering | 0 | 0 | 0 | 0 |
| Pornography/Obscene Material | 0 | 0 | 0 | 0 |
| Prostitution | 0 | 0 | 0 | 0 |
| Prostitution Assisting/Promoting | 0 | 0 | 0 | 0 |
| Purchasing Prostitution | 0 | 0 | 0 | 0 |
| Weapon Law Violations | 0 | 0 | 0 | 0 |
| Total Group A Offenses | 0 | 0 | 0 | 0 |

(*) Offenses are counted using the FBI Units of Count for Crime

(**) The 'Arrests' column shows arrests made for incidents during the selected period, regardless of arrest date. Arrest counts for the same period may change over time.

T.O. Fuller State Park - NIBRS Agency Crime Overview - 2018

| Crimes Against Society | | | | |
|------------------------------------|----------|----------|----------|----------|
| Animal Cruelty | 0 | 0 | 0 | 0 |
| Drug/Narcotic Violations | 0 | 0 | 0 | 0 |
| Drug/Narcotic Equipment Violations | 0 | 0 | 0 | 0 |
| Gambling - Betting/Wagering | 0 | 0 | 0 | 0 |
| Gambling - Operating/Promoting | 0 | 0 | 0 | 0 |
| Gambling - Equipment Violations | 0 | 0 | 0 | 0 |
| Gambling - Sports Tampering | 0 | 0 | 0 | 0 |
| Pornography/Obscene Material | 0 | 0 | 0 | 0 |
| Prostitution | 0 | 0 | 0 | 0 |
| Prostitution Assisting/Promoting | 0 | 0 | 0 | 0 |
| Purchasing Prostitution | 0 | 0 | 0 | 0 |
| Weapon Law Violations | 0 | 0 | 0 | 0 |
| Total Group A Offenses | 3 | 0 | 0 | 0 |

(*) Offenses are counted using the FBI Units of Count for Crime

(**) The 'Arrests' column shows arrests made for incidents during the selected period, regardless of arrest date. Arrest counts for the same period may change over time.

Tim's Ford State Park - NIBRS Agency Crime Overview - 2018

| 2017 Population Estimate | N/A | Offenses (*) | | Arrests (**) | |
|---------------------------------------|-----------------|--------------------------------|---------|--------------|----------|
| | | Reported | Cleared | Adult | Juvenile |
| Offense Overview | | Group A Offenses | | | |
| | | Crimes Against Persons | | | |
| Offense Total | 3 | 0 | 0 | 0 | 0 |
| Number Cleared | 2 | 0 | 0 | 0 | 0 |
| Percent Cleared | 66.67 % | 0 | 0 | 0 | 0 |
| Group A Crimes per 100,000 population | N/A | 0 | 0 | 0 | 0 |
| | | Crimes Against Property | | | |
| Arrest Overview | | | | | |
| Total Arrests | 3 | 0 | 0 | 0 | 0 |
| Adult Arrests | 2 | 0 | 0 | 0 | 0 |
| Juvenile Arrests | 1 | 0 | 0 | 0 | 0 |
| Unknown Age | 0 | 0 | 0 | 0 | 0 |
| Arrests per 100,000 population | N/A | 0 | 0 | 0 | 0 |
| Average number offenses/incident | 1.00 | 0 | 0 | 0 | 0 |
| Domestic Violence Victims | | | | | |
| Offense | Reported | Cleared | | | |
| Murder | 0 | 0 | 0 | 0 | 0 |
| Aggravated Assault | 0 | 0 | 0 | 0 | 0 |
| Simple Assault | 0 | 0 | 0 | 0 | 0 |
| Intimidation | 0 | 0 | 0 | 0 | 0 |
| Stalking | 0 | 0 | 0 | 0 | 0 |
| Forcible Rape | 0 | 0 | 0 | 0 | 0 |
| Forcible Sodomy | 0 | 0 | 0 | 0 | 0 |
| Sexual Assault W/Object | 0 | 0 | 0 | 0 | 0 |
| Forcible Fondling | 0 | 0 | 0 | 0 | 0 |
| Incest | 0 | 0 | 0 | 0 | 0 |
| Statutory Rape | 0 | 0 | 0 | 0 | 0 |
| Kidnapping/Abduction | 0 | 0 | 0 | 0 | 0 |
| Commercial Sex Acts | 0 | 0 | 0 | 0 | 0 |
| Involuntary Servitude | 0 | 0 | 0 | 0 | 0 |
| Total | 0 | 0 | | | |
| Group B Arrests | | | | | |
| Offense | Adult | Juvenile | | | |
| Bad Checks | 0 | 0 | 0 | 0 | 0 |
| Curfew/Vagrancy | 0 | 0 | 0 | 0 | 0 |
| Disorderly Conduct | 0 | 0 | 0 | 0 | 0 |
| DUI | 0 | 0 | 0 | 0 | 0 |
| Drunkenness | 0 | 0 | 0 | 0 | 0 |
| Family-Non Violent | 0 | 0 | 0 | 0 | 0 |
| Liquor Law Violations | 0 | 0 | 0 | 0 | 0 |
| Peeping Tom | 0 | 0 | 0 | 0 | 0 |
| Runaway | 0 | 0 | 0 | 0 | 0 |
| Trespass | 1 | 0 | 0 | 0 | 0 |
| All Other Offenses | 0 | 0 | 0 | 0 | 0 |
| Total Group B | 1 | 0 | | | |

(*) Offenses are counted using the FBI Units of Count for Crime

(**) The 'Arrests' column shows arrests made for incidents during the selected period, regardless of arrest date. Arrest counts for the same period may change over time.

Tim's Ford State Park - NIBRS Agency Crime Overview - 2018

| Crimes Against Society | | | | |
|------------------------------------|----------|----------|----------|----------|
| Animal Cruelty | 0 | 0 | 0 | 0 |
| Drug/Narcotic Violations | 1 | 1 | 1 | 0 |
| Drug/Narcotic Equipment Violations | 0 | 0 | 0 | 0 |
| Gambling - Betting/Wagering | 0 | 0 | 0 | 0 |
| Gambling - Operating/Promoting | 0 | 0 | 0 | 0 |
| Gambling - Equipment Violations | 0 | 0 | 0 | 0 |
| Gambling - Sports Tampering | 0 | 0 | 0 | 0 |
| Pornography/Obscene Material | 0 | 0 | 0 | 0 |
| Prostitution | 0 | 0 | 0 | 0 |
| Prostitution Assisting/Promoting | 0 | 0 | 0 | 0 |
| Purchasing Prostitution | 0 | 0 | 0 | 0 |
| Weapon Law Violations | 0 | 0 | 0 | 0 |
| Total Group A Offenses | 3 | 2 | 1 | 1 |

(*) Offenses are counted using the FBI Units of Count for Crime

(**) The 'Arrests' column shows arrests made for incidents during the selected period, regardless of arrest date. Arrest counts for the same period may change over time.

Warriors' Path State Park - NIBRS Agency Crime Overview - 2018

| Crimes Against Society | | | | |
|------------------------------------|-----------|----------|----------|----------|
| Animal Cruelty | 0 | 0 | 0 | 0 |
| Drug/Narcotic Violations | 3 | 3 | 3 | 0 |
| Drug/Narcotic Equipment Violations | 4 | 3 | 0 | 0 |
| Gambling - Betting/Wagering | 0 | 0 | 0 | 0 |
| Gambling - Operating/Promoting | 0 | 0 | 0 | 0 |
| Gambling - Equipment Violations | 0 | 0 | 0 | 0 |
| Gambling - Sports Tampering | 0 | 0 | 0 | 0 |
| Pornography/Obscene Material | 0 | 0 | 0 | 0 |
| Prostitution | 0 | 0 | 0 | 0 |
| Prostitution Assisting/Promoting | 0 | 0 | 0 | 0 |
| Purchasing Prostitution | 0 | 0 | 0 | 0 |
| Weapon Law Violations | 2 | 1 | 0 | 0 |
| Total Group A Offenses | 14 | 7 | 3 | 0 |

(*) Offenses are counted using the FBI Units of Count for Crime

(**) The 'Arrests' column shows arrests made for incidents during the selected period, regardless of arrest date. Arrest counts for the same period may change over time.



**CRIME IN
TENNESSEE
2018**

**COLLEGES &
UNIVERSITIES**

Austin Peay State University - NIBRS Agency Crime Overview - 2018

| Crimes Against Society | | | | |
|------------------------------------|------------|------------|------------|----------|
| Animal Cruelty | 0 | 0 | 0 | 0 |
| Drug/Narcotic Violations | 48 | 46 | 56 | 1 |
| Drug/Narcotic Equipment Violations | 35 | 35 | 18 | 0 |
| Gambling - Betting/Wagering | 0 | 0 | 0 | 0 |
| Gambling - Operating/Promoting | 0 | 0 | 0 | 0 |
| Gambling - Equipment Violations | 0 | 0 | 0 | 0 |
| Gambling - Sports Tampering | 0 | 0 | 0 | 0 |
| Pornography/Obscene Material | 0 | 0 | 0 | 0 |
| Prostitution | 0 | 0 | 0 | 0 |
| Prostitution Assisting/Promoting | 0 | 0 | 0 | 0 |
| Purchasing Prostitution | 0 | 0 | 0 | 0 |
| Weapon Law Violations | 6 | 5 | 5 | 0 |
| Total Group A Offenses | 200 | 124 | 107 | 1 |

(*) Offenses are counted using the FBI Units of Count for Crime

(**) The 'Arrests' column shows arrests made for incidents during the selected period, regardless of arrest date. Arrest counts for the same period may change over time.

Chattanooga State Community College - NIBRS Agency Crime Overview - 2018

| 2017 Population Estimate | | 11,117 | | Offenses (*) | | Arrests (**) | | |
|---------------------------------------|-----------------|-----------------------------------|--|--------------|---------|--------------|----------|--|
| Offense Overview | | Group A Offenses | | Reported | Cleared | Adult | Juvenile | |
| | | Crimes Against Persons | | | | | | |
| Offense Total | 18 | Murder | | 0 | 0 | 0 | 0 | |
| Number Cleared | 0 | Negligent Manslaughter | | 0 | 0 | 0 | 0 | |
| Percent Cleared | 0.00 % | Negligent Vehicular Manslaughter | | 0 | 0 | 0 | 0 | |
| Group A Crimes per 100,000 population | 161.9 | Kidnapping/Abduction | | 0 | 0 | 0 | 0 | |
| | | Forcible Rape | | 0 | 0 | 0 | 0 | |
| | | Forcible Sodomy | | 0 | 0 | 0 | 0 | |
| | | Sexual Assault W/Object | | 0 | 0 | 0 | 0 | |
| | | Forcible Fondling | | 0 | 0 | 0 | 0 | |
| | | Incest | | 0 | 0 | 0 | 0 | |
| | | Statutory Rape | | 0 | 0 | 0 | 0 | |
| | | Aggravated Assault | | 0 | 0 | 0 | 0 | |
| | | Simple Assault | | 0 | 0 | 0 | 0 | |
| | | Intimidation | | 0 | 0 | 0 | 0 | |
| | | Stalking | | 0 | 0 | 0 | 0 | |
| | | Commercial Sex Acts | | 0 | 0 | 0 | 0 | |
| | | Involuntary Servitude | | 0 | 0 | 0 | 0 | |
| | | Crimes Against Property | | | | | | |
| | | Arson | | 0 | 0 | 0 | 0 | |
| | | Bribery | | 0 | 0 | 0 | 0 | |
| | | Burglary | | 0 | 0 | 0 | 0 | |
| | | Counterfeiting/Forgery | | 0 | 0 | 0 | 0 | |
| | | Destruction/Damage/Vandalism | | 0 | 0 | 0 | 0 | |
| | | Embezzlement | | 0 | 0 | 0 | 0 | |
| | | Extortion/Blackmail | | 0 | 0 | 0 | 0 | |
| | | Fraud - False Pretenses | | 0 | 0 | 0 | 0 | |
| | | Fraud - Credit Card/ATM | | 0 | 0 | 0 | 0 | |
| | | Fraud - Impersonation | | 0 | 0 | 0 | 0 | |
| | | Fraud - Welfare | | 0 | 0 | 0 | 0 | |
| | | Fraud - Wire | | 0 | 0 | 0 | 0 | |
| | | Fraud - Identity Theft | | 0 | 0 | 0 | 0 | |
| | | Fraud - Computer Hacking/Invasion | | 0 | 0 | 0 | 0 | |
| | | Robbery | | 0 | 0 | 0 | 0 | |
| | | Theft - Pocket-picking | | 0 | 0 | 0 | 0 | |
| | | Theft - Purse Snatching | | 0 | 0 | 0 | 0 | |
| | | Theft - Shoplifting | | 0 | 0 | 0 | 0 | |
| | | Theft From Building | | 4 | 0 | 0 | 0 | |
| | | Theft From Coin Machine | | 0 | 0 | 0 | 0 | |
| | | Theft From Motor Vehicle | | 7 | 0 | 0 | 0 | |
| | | Theft of Motor Vehicle Parts | | 1 | 0 | 0 | 0 | |
| | | Theft - All Other Larceny | | 6 | 0 | 0 | 0 | |
| | | Motor Vehicle Theft | | 0 | 0 | 0 | 0 | |
| | | Stolen Property Offenses | | 0 | 0 | 0 | 0 | |
| Domestic Violence Victims | | | | | | | | |
| Offense | Reported | Cleared | | | | | | |
| Murder | 0 | 0 | | | | | | |
| Aggravated Assault | 0 | 0 | | | | | | |
| Simple Assault | 0 | 0 | | | | | | |
| Intimidation | 0 | 0 | | | | | | |
| Stalking | 0 | 0 | | | | | | |
| Forcible Rape | 0 | 0 | | | | | | |
| Forcible Sodomy | 0 | 0 | | | | | | |
| Sexual Assault W/Object | 0 | 0 | | | | | | |
| Forcible Fondling | 0 | 0 | | | | | | |
| Incest | 0 | 0 | | | | | | |
| Statutory Rape | 0 | 0 | | | | | | |
| Kidnapping/Abduction | 0 | 0 | | | | | | |
| Commercial Sex Acts | 0 | 0 | | | | | | |
| Involuntary Servitude | 0 | 0 | | | | | | |
| Total | 0 | 0 | | | | | | |
| Group B Arrests | | | | | | | | |
| Offense | Adult | Juvenile | | | | | | |
| Bad Checks | 0 | 0 | | | | | | |
| Curfew/Vagrancy | 0 | 0 | | | | | | |
| Disorderly Conduct | 0 | 0 | | | | | | |
| DUI | 1 | 0 | | | | | | |
| Drunkenness | 0 | 0 | | | | | | |
| Family-Non Violent | 0 | 0 | | | | | | |
| Liquor Law Violations | 0 | 0 | | | | | | |
| Peeping Tom | 0 | 0 | | | | | | |
| Runaway | 0 | 0 | | | | | | |
| Trespass | 0 | 0 | | | | | | |
| All Other Offenses | 0 | 0 | | | | | | |
| Total Group B | 1 | 0 | | | | | | |

(*) Offenses are counted using the FBI Units of Count for Crime

(**) The 'Arrests' column shows arrests made for incidents during the selected period, regardless of arrest date. Arrest counts for the same period may change over time.

Chattanooga State Community College - NIBRS Agency Crime Overview - 2018

| Crimes Against Society | | | | |
|------------------------------------|-----------|----------|----------|----------|
| Animal Cruelty | 0 | 0 | 0 | 0 |
| Drug/Narcotic Violations | 0 | 0 | 0 | 0 |
| Drug/Narcotic Equipment Violations | 0 | 0 | 0 | 0 |
| Gambling - Betting/Wagering | 0 | 0 | 0 | 0 |
| Gambling - Operating/Promoting | 0 | 0 | 0 | 0 |
| Gambling - Equipment Violations | 0 | 0 | 0 | 0 |
| Gambling - Sports Tampering | 0 | 0 | 0 | 0 |
| Pornography/Obscene Material | 0 | 0 | 0 | 0 |
| Prostitution | 0 | 0 | 0 | 0 |
| Prostitution Assisting/Promoting | 0 | 0 | 0 | 0 |
| Purchasing Prostitution | 0 | 0 | 0 | 0 |
| Weapon Law Violations | 0 | 0 | 0 | 0 |
| Total Group A Offenses | 18 | 0 | 0 | 0 |

(*) Offenses are counted using the FBI Units of Count for Crime

(**) The 'Arrests' column shows arrests made for incidents during the selected period, regardless of arrest date. Arrest counts for the same period may change over time.

Christian Brothers University - Campus Police and Safety - NIBRS Agency Crime Overview - 2018

| 2017 Population Estimate | | 2,032 | | Offenses (*) | | Arrests (**) | |
|---------------------------------------|----------|----------------------------------|-----------------------------------|--------------|---------|--------------|----------|
| Offense Overview | | Crimes Against Persons | | Reported | Cleared | Adult | Juvenile |
| Offense Total | 47 | Murder | | 0 | 0 | 0 | 0 |
| Number Cleared | 4 | Negligent Manslaughter | | 0 | 0 | 0 | 0 |
| Percent Cleared | 8.51 % | Negligent Vehicular Manslaughter | | 0 | 0 | 0 | 0 |
| Group A Crimes per 100,000 population | 2,313.0 | Kidnapping/Abduction | | 0 | 0 | 0 | 0 |
| | | Forcible Rape | | 0 | 0 | 0 | 0 |
| | | Forcible Sodomy | | 0 | 0 | 0 | 0 |
| | | Sexual Assault W/Object | | 0 | 0 | 0 | 0 |
| | | Forcible Fondling | | 0 | 0 | 0 | 0 |
| | | Incest | | 0 | 0 | 0 | 0 |
| | | Statutory Rape | | 0 | 0 | 0 | 0 |
| | | Aggravated Assault | | 0 | 0 | 0 | 0 |
| | | Simple Assault | | 4 | 0 | 0 | 0 |
| | | Intimidation | | 1 | 1 | 0 | 0 |
| | | Stalking | | 0 | 0 | 0 | 0 |
| | | Commercial Sex Acts | | 0 | 0 | 0 | 0 |
| | | Involuntary Servitude | | 0 | 0 | 0 | 0 |
| | | Average number offenses/incident | 1.02 | | | | |
| Domestic Violence Victims | | Crimes Against Property | | | | | |
| Offense | Reported | Cleared | | | | | |
| Murder | 0 | 0 | Arson | 0 | 0 | 0 | 0 |
| Aggravated Assault | 0 | 0 | Bribery | 0 | 0 | 0 | 0 |
| Simple Assault | 1 | 0 | Burglary | 2 | 0 | 0 | 0 |
| Intimidation | 0 | 0 | Counterfeiting/Forgery | 0 | 0 | 0 | 0 |
| Stalking | 0 | 0 | Destruction/Damage/Vandalism | 8 | 0 | 0 | 0 |
| Forcible Rape | 0 | 0 | Embezzlement | 0 | 0 | 0 | 0 |
| Forcible Sodomy | 0 | 0 | Extortion/Blackmail | 0 | 0 | 0 | 0 |
| Sexual Assault W/Object | 0 | 0 | Fraud - False Pretenses | 0 | 0 | 0 | 0 |
| Forcible Fondling | 0 | 0 | Fraud - Credit Card/ATM | 0 | 0 | 0 | 0 |
| Incest | 0 | 0 | Fraud - Impersonation | 0 | 0 | 0 | 0 |
| Statutory Rape | 0 | 0 | Fraud - Welfare | 0 | 0 | 0 | 0 |
| Kidnapping/Abduction | 0 | 0 | Fraud - Wire | 0 | 0 | 0 | 0 |
| Commercial Sex Acts | 0 | 0 | Fraud - Identity Theft | 0 | 0 | 0 | 0 |
| Involuntary Servitude | 0 | 0 | Fraud - Computer Hacking/Invasion | 0 | 0 | 0 | 0 |
| Total | 1 | 0 | Robbery | 0 | 0 | 0 | 0 |
| | | | Theft - Pocket-picking | 0 | 0 | 0 | 0 |
| | | | Theft - Purse Snatching | 0 | 0 | 0 | 0 |
| | | | Theft - Shoplifting | 1 | 1 | 0 | 0 |
| | | | Theft From Building | 15 | 2 | 0 | 0 |
| | | | Theft From Coin Machine | 0 | 0 | 0 | 0 |
| | | | Theft From Motor Vehicle | 3 | 0 | 0 | 0 |
| | | | Theft of Motor Vehicle Parts | 0 | 0 | 0 | 0 |
| | | | Theft - All Other Larceny | 8 | 0 | 0 | 0 |
| | | | Motor Vehicle Theft | 4 | 0 | 0 | 0 |
| | | | Stolen Property Offenses | 0 | 0 | 0 | 0 |
| Group B Arrests | | Adult | Juvenile | | | | |
| Offense | | | | | | | |
| Bad Checks | 0 | 0 | | | | | |
| Curfew/Vagrancy | 0 | 0 | | | | | |
| Disorderly Conduct | 0 | 0 | | | | | |
| DUI | 0 | 0 | | | | | |
| Drunkenness | 0 | 0 | | | | | |
| Family-Non Violent | 0 | 0 | | | | | |
| Liquor Law Violations | 0 | 0 | | | | | |
| Peeping Tom | 0 | 0 | | | | | |
| Runaway | 0 | 0 | | | | | |
| Trespass | 0 | 0 | | | | | |
| All Other Offenses | 0 | 0 | | | | | |
| Total Group B | 0 | 0 | | | | | |

(*) Offenses are counted using the FBI Units of Count for Crime

(**) The 'Arrests' column shows arrests made for incidents during the selected period, regardless of arrest date. Arrest counts for the same period may change over time.

Christian Brothers University - Campus Police and Safety - NIBRS Agency Crime Overview - 2018

| Crimes Against Society | | | | |
|------------------------------------|-----------|----------|----------|----------|
| Animal Cruelty | 0 | 0 | 0 | 0 |
| Drug/Narcotic Violations | 1 | 0 | 0 | 0 |
| Drug/Narcotic Equipment Violations | 0 | 0 | 0 | 0 |
| Gambling - Betting/Wagering | 0 | 0 | 0 | 0 |
| Gambling - Operating/Promoting | 0 | 0 | 0 | 0 |
| Gambling - Equipment Violations | 0 | 0 | 0 | 0 |
| Gambling - Sports Tampering | 0 | 0 | 0 | 0 |
| Pornography/Obscene Material | 0 | 0 | 0 | 0 |
| Prostitution | 0 | 0 | 0 | 0 |
| Prostitution Assisting/Promoting | 0 | 0 | 0 | 0 |
| Purchasing Prostitution | 0 | 0 | 0 | 0 |
| Weapon Law Violations | 0 | 0 | 0 | 0 |
| Total Group A Offenses | 47 | 4 | 0 | 0 |

(*) Offenses are counted using the FBI Units of Count for Crime

(**) The 'Arrests' column shows arrests made for incidents during the selected period, regardless of arrest date. Arrest counts for the same period may change over time.

Cleveland State Community College - NIBRS Agency Crime Overview - 2018

| 2017 Population Estimate | | 2,922 | | Offenses (*) | | Arrests (**) | |
|---------------------------------------|-----------------|----------------------------------|-----------------------------------|--------------------------------|---------|--------------|----------|
| | | | | Reported | Cleared | Adult | Juvenile |
| Offense Overview | | | | Group A Offenses | | | |
| | | | | Crimes Against Persons | | | |
| Offense Total | 9 | Murder | 0 | 0 | 0 | 0 | |
| Number Cleared | 0 | Negligent Manslaughter | 0 | 0 | 0 | 0 | |
| Percent Cleared | 0.00 % | Negligent Vehicular Manslaughter | 0 | 0 | 0 | 0 | |
| Group A Crimes per 100,000 population | 308.0 | Kidnapping/Abduction | 0 | 0 | 0 | 0 | |
| | | Forcible Rape | 0 | 0 | 0 | 0 | |
| | | Forcible Sodomy | 0 | 0 | 0 | 0 | |
| | | Sexual Assault W/Object | 0 | 0 | 0 | 0 | |
| | | Forcible Fondling | 0 | 0 | 0 | 0 | |
| Arrest Overview | | Incest | 0 | 0 | 0 | 0 | |
| Total Arrests | 1 | Statutory Rape | 0 | 0 | 0 | 0 | |
| Adult Arrests | 1 | Aggravated Assault | 0 | 0 | 0 | 0 | |
| Juvenile Arrests | 0 | Simple Assault | 0 | 0 | 0 | 0 | |
| Unknown Age | 0 | Intimidation | 2 | 0 | 0 | 0 | |
| Arrests per 100,000 population | 34.2 | Stalking | 0 | 0 | 0 | 0 | |
| | | Commercial Sex Acts | 0 | 0 | 0 | 0 | |
| Average number offenses/incident | 1.13 | Involuntary Servitude | 0 | 0 | 0 | 0 | |
| Domestic Violence Victims | | | | Crimes Against Property | | | |
| Offense | Reported | Cleared | | | | | |
| Murder | 0 | 0 | Arson | 0 | 0 | 0 | |
| Aggravated Assault | 0 | 0 | Bribery | 0 | 0 | 0 | |
| Simple Assault | 0 | 0 | Burglary | 0 | 0 | 0 | |
| Intimidation | 0 | 0 | Counterfeiting/Forgery | 0 | 0 | 0 | |
| Stalking | 0 | 0 | Destruction/Damage/Vandalism | 1 | 0 | 0 | |
| Forcible Rape | 0 | 0 | Embezzlement | 0 | 0 | 0 | |
| Forcible Sodomy | 0 | 0 | Extortion/Blackmail | 0 | 0 | 0 | |
| Sexual Assault W/Object | 0 | 0 | Fraud - False Pretenses | 0 | 0 | 0 | |
| Forcible Fondling | 0 | 0 | Fraud - Credit Card/ATM | 0 | 0 | 0 | |
| Incest | 0 | 0 | Fraud - Impersonation | 0 | 0 | 0 | |
| Statutory Rape | 0 | 0 | Fraud - Welfare | 0 | 0 | 0 | |
| Kidnapping/Abduction | 0 | 0 | Fraud - Wire | 0 | 0 | 0 | |
| Commercial Sex Acts | 0 | 0 | Fraud - Identity Theft | 0 | 0 | 0 | |
| Involuntary Servitude | 0 | 0 | Fraud - Computer Hacking/Invasion | 0 | 0 | 0 | |
| Total | 0 | 0 | Robbery | 0 | 0 | 0 | |
| | | | Theft - Pocket-picking | 0 | 0 | 0 | |
| | | | Theft - Purse Snatching | 0 | 0 | 0 | |
| | | | Theft - Shoplifting | 0 | 0 | 0 | |
| Group B Arrests | | | Theft From Building | 6 | 0 | 0 | |
| Offense | Adult | Juvenile | Theft From Coin Machine | 0 | 0 | 0 | |
| Bad Checks | 0 | 0 | Theft From Motor Vehicle | 0 | 0 | 0 | |
| Curfew/Vagrancy | 0 | 0 | Theft of Motor Vehicle Parts | 0 | 0 | 0 | |
| Disorderly Conduct | 0 | 0 | Theft - All Other Larceny | 0 | 0 | 0 | |
| DUI | 0 | 0 | Motor Vehicle Theft | 0 | 0 | 0 | |
| Drunkenness | 0 | 0 | Stolen Property Offenses | 0 | 0 | 0 | |
| Family-Non Violent | 0 | 0 | | | | | |
| Liquor Law Violations | 0 | 0 | | | | | |
| Peeping Tom | 0 | 0 | | | | | |
| Runaway | 0 | 0 | | | | | |
| Trespass | 0 | 0 | | | | | |
| All Other Offenses | 1 | 0 | | | | | |
| Total Group B | 1 | 0 | | | | | |

(*) Offenses are counted using the FBI Units of Count for Crime

(**) The 'Arrests' column shows arrests made for incidents during the selected period, regardless of arrest date. Arrest counts for the same period may change over time.

This report is valid as of May 06, 2019 and is subject to change

Cleveland State Community College - NIBRS Agency Crime Overview - 2018

| Crimes Against Society | | | | |
|------------------------------------|----------|----------|----------|----------|
| Animal Cruelty | 0 | 0 | 0 | 0 |
| Drug/Narcotic Violations | 0 | 0 | 0 | 0 |
| Drug/Narcotic Equipment Violations | 0 | 0 | 0 | 0 |
| Gambling - Betting/Wagering | 0 | 0 | 0 | 0 |
| Gambling - Operating/Promoting | 0 | 0 | 0 | 0 |
| Gambling - Equipment Violations | 0 | 0 | 0 | 0 |
| Gambling - Sports Tampering | 0 | 0 | 0 | 0 |
| Pornography/Obscene Material | 0 | 0 | 0 | 0 |
| Prostitution | 0 | 0 | 0 | 0 |
| Prostitution Assisting/Promoting | 0 | 0 | 0 | 0 |
| Purchasing Prostitution | 0 | 0 | 0 | 0 |
| Weapon Law Violations | 0 | 0 | 0 | 0 |
| Total Group A Offenses | 9 | 0 | 0 | 0 |

(*) Offenses are counted using the FBI Units of Count for Crime

(**) The 'Arrests' column shows arrests made for incidents during the selected period, regardless of arrest date. Arrest counts for the same period may change over time.

Columbia State Community College - NIBRS Agency Crime Overview - 2018

| Crimes Against Society | | | | |
|------------------------------------|----------|----------|----------|----------|
| Animal Cruelty | 0 | 0 | 0 | 0 |
| Drug/Narcotic Violations | 0 | 0 | 0 | 0 |
| Drug/Narcotic Equipment Violations | 0 | 0 | 0 | 0 |
| Gambling - Betting/Wagering | 0 | 0 | 0 | 0 |
| Gambling - Operating/Promoting | 0 | 0 | 0 | 0 |
| Gambling - Equipment Violations | 0 | 0 | 0 | 0 |
| Gambling - Sports Tampering | 0 | 0 | 0 | 0 |
| Pornography/Obscene Material | 0 | 0 | 0 | 0 |
| Prostitution | 0 | 0 | 0 | 0 |
| Prostitution Assisting/Promoting | 0 | 0 | 0 | 0 |
| Purchasing Prostitution | 0 | 0 | 0 | 0 |
| Weapon Law Violations | 0 | 0 | 0 | 0 |
| Total Group A Offenses | 9 | 0 | 0 | 0 |

(*) Offenses are counted using the FBI Units of Count for Crime

(**) The 'Arrests' column shows arrests made for incidents during the selected period, regardless of arrest date. Arrest counts for the same period may change over time.

East Tennessee State University - NIBRS Agency Crime Overview - 2018

| 2017 Population Estimate | 15,850 | Offenses (*) | | Arrests (**) | | | |
|---------------------------------------|-----------------|----------------------------------|-----------------------------------|--------------|----------|---|---|
| | | Reported | Cleared | Adult | Juvenile | | |
| Offense Overview | | Group A Offenses | | | | | |
| Crimes Against Persons | | Crimes Against Persons | | | | | |
| Offense Total | 176 | Murder | 0 | 0 | 0 | 0 | |
| Number Cleared | 38 | Negligent Manslaughter | 0 | 0 | 0 | 0 | |
| Percent Cleared | 21.59 % | Negligent Vehicular Manslaughter | 0 | 0 | 0 | 0 | |
| Group A Crimes per 100,000 population | 1,110.4 | Kidnapping/Abduction | 0 | 0 | 0 | 0 | |
| | | Forcible Rape | 2 | 0 | 0 | 0 | |
| | | Forcible Sodomy | 0 | 0 | 0 | 0 | |
| | | Sexual Assault W/Object | 0 | 0 | 0 | 0 | |
| Arrest Overview | | Forcible Fondling | 2 | 1 | 0 | 0 | |
| Total Arrests | 67 | Incest | 0 | 0 | 0 | 0 | |
| Adult Arrests | 64 | Statutory Rape | 0 | 0 | 0 | 0 | |
| Juvenile Arrests | 3 | Aggravated Assault | 2 | 1 | 1 | 0 | |
| Unknown Age | 0 | Simple Assault | 11 | 6 | 3 | 0 | |
| Arrests per 100,000 population | 422.7 | Intimidation | 8 | 3 | 1 | 0 | |
| | | Stalking | 3 | 2 | 0 | 0 | |
| | | Commercial Sex Acts | 0 | 0 | 0 | 0 | |
| Average number offenses/incident | 1.09 | Involuntary Servitude | 0 | 0 | 0 | 0 | |
| Domestic Violence Victims | | Crimes Against Property | | | | | |
| Offense | Reported | Cleared | Crimes Against Property | | | | |
| Murder | 0 | 0 | Arson | 0 | 0 | 0 | 0 |
| Aggravated Assault | 0 | 0 | Bribery | 0 | 0 | 0 | 0 |
| Simple Assault | 4 | 4 | Burglary | 6 | 0 | 0 | 0 |
| Intimidation | 2 | 0 | Counterfeiting/Forgery | 0 | 0 | 0 | 0 |
| Stalking | 2 | 1 | Destruction/Damage/Vandalism | 41 | 3 | 2 | 0 |
| Forcible Rape | 0 | 0 | Embezzlement | 0 | 0 | 0 | 0 |
| Forcible Sodomy | 0 | 0 | Extortion/Blackmail | 0 | 0 | 0 | 0 |
| Sexual Assault W/Object | 0 | 0 | Fraud - False Pretenses | 3 | 1 | 1 | 0 |
| Forcible Fondling | 0 | 0 | Fraud - Credit Card/ATM | 1 | 0 | 0 | 0 |
| Incest | 0 | 0 | Fraud - Impersonation | 0 | 0 | 0 | 0 |
| Statutory Rape | 0 | 0 | Fraud - Welfare | 0 | 0 | 0 | 0 |
| Kidnapping/Abduction | 0 | 0 | Fraud - Wire | 0 | 0 | 0 | 0 |
| Commercial Sex Acts | 0 | 0 | Fraud - Identity Theft | 0 | 0 | 0 | 0 |
| Involuntary Servitude | 0 | 0 | Fraud - Computer Hacking/Invasion | 3 | 0 | 0 | 0 |
| Total | 8 | 5 | Robbery | 0 | 0 | 0 | 0 |
| | | | Theft - Pocket-picking | 0 | 0 | 0 | 0 |
| Group B Arrests | | | Theft - Purse Snatching | 0 | 0 | 0 | 0 |
| Offense | Adult | Juvenile | Theft - Shoplifting | 0 | 0 | 0 | 0 |
| Bad Checks | 1 | 0 | Theft From Building | 24 | 1 | 1 | 0 |
| Curfew/Vagrancy | 0 | 0 | Theft From Coin Machine | 0 | 0 | 0 | 0 |
| Disorderly Conduct | 2 | 0 | Theft From Motor Vehicle | 16 | 0 | 0 | 0 |
| DUI | 2 | 0 | Theft of Motor Vehicle Parts | 6 | 0 | 0 | 0 |
| Drunkenness | 6 | 0 | Theft - All Other Larceny | 24 | 0 | 0 | 0 |
| Family-Non Violent | 0 | 0 | Motor Vehicle Theft | 1 | 0 | 0 | 0 |
| Liquor Law Violations | 25 | 1 | Stolen Property Offenses | 0 | 0 | 0 | 0 |
| Peeping Tom | 0 | 0 | | | | | |
| Runaway | 0 | 0 | | | | | |
| Trespass | 2 | 0 | | | | | |
| All Other Offenses | 1 | 0 | | | | | |
| Total Group B | 39 | 1 | | | | | |

(*) Offenses are counted using the FBI Units of Count for Crime

(**) The 'Arrests' column shows arrests made for incidents during the selected period, regardless of arrest date. Arrest counts for the same period may change over time.

This report is valid as of May 06, 2019 and is subject to change

East Tennessee State University - NIBRS Agency Crime Overview - 2018

| Crimes Against Society | | | | |
|------------------------------------|------------|-----------|-----------|----------|
| Animal Cruelty | 0 | 0 | 0 | 0 |
| Drug/Narcotic Violations | 13 | 11 | 10 | 2 |
| Drug/Narcotic Equipment Violations | 10 | 9 | 6 | 0 |
| Gambling - Betting/Wagering | 0 | 0 | 0 | 0 |
| Gambling - Operating/Promoting | 0 | 0 | 0 | 0 |
| Gambling - Equipment Violations | 0 | 0 | 0 | 0 |
| Gambling - Sports Tampering | 0 | 0 | 0 | 0 |
| Pornography/Obscene Material | 0 | 0 | 0 | 0 |
| Prostitution | 0 | 0 | 0 | 0 |
| Prostitution Assisting/Promoting | 0 | 0 | 0 | 0 |
| Purchasing Prostitution | 0 | 0 | 0 | 0 |
| Weapon Law Violations | 0 | 0 | 0 | 0 |
| Total Group A Offenses | 176 | 38 | 25 | 2 |

(*) Offenses are counted using the FBI Units of Count for Crime

(**) The 'Arrests' column shows arrests made for incidents during the selected period, regardless of arrest date. Arrest counts for the same period may change over time.

Jackson State Community College - NIBRS Agency Crime Overview - 2018

| 2017 Population Estimate | 3,419 | Offenses (*) | | Arrests (**) | | | |
|---------------------------------------|-----------------|----------------------------------|-----------------------------------|--------------|----------|---|---|
| | | Reported | Cleared | Adult | Juvenile | | |
| Offense Overview | | Group A Offenses | | | | | |
| Crimes Against Persons | | Crimes Against Persons | | | | | |
| Offense Total | 11 | Murder | 0 | 0 | 0 | 0 | |
| Number Cleared | 5 | Negligent Manslaughter | 0 | 0 | 0 | 0 | |
| Percent Cleared | 45.45 % | Negligent Vehicular Manslaughter | 0 | 0 | 0 | 0 | |
| Group A Crimes per 100,000 population | 321.7 | Kidnapping/Abduction | 0 | 0 | 0 | 0 | |
| | | Forcible Rape | 0 | 0 | 0 | 0 | |
| | | Forcible Sodomy | 0 | 0 | 0 | 0 | |
| | | Sexual Assault W/Object | 0 | 0 | 0 | 0 | |
| | | Forcible Fondling | 0 | 0 | 0 | 0 | |
| Arrest Overview | | Incest | 0 | 0 | 0 | 0 | |
| Total Arrests | 6 | Statutory Rape | 0 | 0 | 0 | 0 | |
| Adult Arrests | 5 | Aggravated Assault | 0 | 0 | 0 | 0 | |
| Juvenile Arrests | 1 | Simple Assault | 1 | 0 | 0 | 0 | |
| Unknown Age | 0 | Intimidation | 0 | 0 | 0 | 0 | |
| Arrests per 100,000 population | 175.5 | Stalking | 1 | 1 | 1 | 0 | |
| | | Commercial Sex Acts | 0 | 0 | 0 | 0 | |
| | | Involuntary Servitude | 0 | 0 | 0 | 0 | |
| Average number offenses/incident | 1.10 | Crimes Against Property | | | | | |
| Domestic Violence Victims | | Crimes Against Property | | | | | |
| Offense | Reported | Cleared | | | | | |
| Murder | 0 | 0 | Arson | 0 | 0 | 0 | 0 |
| Aggravated Assault | 0 | 0 | Bribery | 0 | 0 | 0 | 0 |
| Simple Assault | 0 | 0 | Burglary | 1 | 0 | 0 | 0 |
| Intimidation | 0 | 0 | Counterfeiting/Forgery | 0 | 0 | 0 | 0 |
| Stalking | 0 | 0 | Destruction/Damage/Vandalism | 1 | 1 | 1 | 1 |
| Forcible Rape | 0 | 0 | Embezzlement | 0 | 0 | 0 | 0 |
| Forcible Sodomy | 0 | 0 | Extortion/Blackmail | 0 | 0 | 0 | 0 |
| Sexual Assault W/Object | 0 | 0 | Fraud - False Pretenses | 2 | 2 | 2 | 0 |
| Forcible Fondling | 0 | 0 | Fraud - Credit Card/ATM | 0 | 0 | 0 | 0 |
| Incest | 0 | 0 | Fraud - Impersonation | 0 | 0 | 0 | 0 |
| Statutory Rape | 0 | 0 | Fraud - Welfare | 0 | 0 | 0 | 0 |
| Kidnapping/Abduction | 0 | 0 | Fraud - Wire | 0 | 0 | 0 | 0 |
| Commercial Sex Acts | 0 | 0 | Fraud - Identity Theft | 0 | 0 | 0 | 0 |
| Involuntary Servitude | 0 | 0 | Fraud - Computer Hacking/Invasion | 0 | 0 | 0 | 0 |
| Total | 0 | 0 | Robbery | 0 | 0 | 0 | 0 |
| | | | Theft - Pocket-picking | 0 | 0 | 0 | 0 |
| | | | Theft - Purse Snatching | 0 | 0 | 0 | 0 |
| | | | Theft - Shoplifting | 0 | 0 | 0 | 0 |
| Group B Arrests | | | Theft From Building | 2 | 1 | 1 | 0 |
| Offense | Adult | Juvenile | Theft From Coin Machine | 0 | 0 | 0 | 0 |
| Bad Checks | 0 | 0 | Theft From Motor Vehicle | 2 | 0 | 0 | 0 |
| Curfew/Vagrancy | 0 | 0 | Theft of Motor Vehicle Parts | 0 | 0 | 0 | 0 |
| Disorderly Conduct | 0 | 0 | Theft - All Other Larceny | 1 | 0 | 0 | 0 |
| DUI | 0 | 0 | Motor Vehicle Theft | 0 | 0 | 0 | 0 |
| Drunkenness | 0 | 0 | Stolen Property Offenses | 0 | 0 | 0 | 0 |
| Family-Non Violent | 0 | 0 | | | | | |
| Liquor Law Violations | 0 | 0 | | | | | |
| Peeping Tom | 0 | 0 | | | | | |
| Runaway | 0 | 0 | | | | | |
| Trespass | 0 | 0 | | | | | |
| All Other Offenses | 0 | 0 | | | | | |
| Total Group B | 0 | 0 | | | | | |

(*) Offenses are counted using the FBI Units of Count for Crime

(**) The 'Arrests' column shows arrests made for incidents during the selected period, regardless of arrest date. Arrest counts for the same period may change over time.

This report is valid as of May 06, 2019 and is subject to change

Jackson State Community College - NIBRS Agency Crime Overview - 2018

| Crimes Against Society | | | | |
|------------------------------------|-----------|----------|----------|----------|
| Animal Cruelty | 0 | 0 | 0 | 0 |
| Drug/Narcotic Violations | 0 | 0 | 0 | 0 |
| Drug/Narcotic Equipment Violations | 0 | 0 | 0 | 0 |
| Gambling - Betting/Wagering | 0 | 0 | 0 | 0 |
| Gambling - Operating/Promoting | 0 | 0 | 0 | 0 |
| Gambling - Equipment Violations | 0 | 0 | 0 | 0 |
| Gambling - Sports Tampering | 0 | 0 | 0 | 0 |
| Pornography/Obscene Material | 0 | 0 | 0 | 0 |
| Prostitution | 0 | 0 | 0 | 0 |
| Prostitution Assisting/Promoting | 0 | 0 | 0 | 0 |
| Purchasing Prostitution | 0 | 0 | 0 | 0 |
| Weapon Law Violations | 0 | 0 | 0 | 0 |
| Total Group A Offenses | 11 | 5 | 5 | 1 |

(*) Offenses are counted using the FBI Units of Count for Crime

(**) The 'Arrests' column shows arrests made for incidents during the selected period, regardless of arrest date. Arrest counts for the same period may change over time.

Lincoln Memorial University - NIBRS Agency Crime Overview - 2018

| 2017 Population Estimate | | 5,641 | | Offenses (*) | | Arrests (**) | |
|---------------------------------------|-----------------|----------------------------------|-----------------------------------|--------------|---------|--------------|----------|
| Offense Overview | | Group A Offenses | | Reported | Cleared | Adult | Juvenile |
| Crimes Against Persons | | | | | | | |
| Offense Total | 19 | Murder | | 0 | 0 | 0 | 0 |
| Number Cleared | 11 | Negligent Manslaughter | | 0 | 0 | 0 | 0 |
| Percent Cleared | 57.89 % | Negligent Vehicular Manslaughter | | 0 | 0 | 0 | 0 |
| Group A Crimes per 100,000 population | 336.8 | Kidnapping/Abduction | | 0 | 0 | 0 | 0 |
| | | Forcible Rape | | 0 | 0 | 0 | 0 |
| | | Forcible Sodomy | | 0 | 0 | 0 | 0 |
| | | Sexual Assault W/Object | | 0 | 0 | 0 | 0 |
| Arrest Overview | | Forcible Fondling | | 0 | 0 | 0 | 0 |
| Total Arrests | 18 | Incest | | 0 | 0 | 0 | 0 |
| Adult Arrests | 18 | Statutory Rape | | 0 | 0 | 0 | 0 |
| Juvenile Arrests | 0 | Aggravated Assault | | 0 | 0 | 0 | 0 |
| Unknown Age | 0 | Simple Assault | | 0 | 0 | 0 | 0 |
| Arrests per 100,000 population | 319.1 | Intimidation | | 1 | 0 | 0 | 0 |
| | | Stalking | | 0 | 0 | 0 | 0 |
| | | Commercial Sex Acts | | 0 | 0 | 0 | 0 |
| Average number offenses/incident | 1.00 | Involuntary Servitude | | 0 | 0 | 0 | 0 |
| | | Crimes Against Property | | | | | |
| Domestic Violence Victims | | Arson | | 0 | 0 | 0 | 0 |
| Offense | Reported | Cleared | | | | | |
| Murder | 0 | 0 | Bribery | 0 | 0 | 0 | 0 |
| Aggravated Assault | 0 | 0 | Burglary | 0 | 0 | 0 | 0 |
| Simple Assault | 0 | 0 | Counterfeiting/Forgery | 0 | 0 | 0 | 0 |
| Intimidation | 0 | 0 | Destruction/Damage/Vandalism | 1 | 1 | 1 | 0 |
| Stalking | 0 | 0 | Embezzlement | 0 | 0 | 0 | 0 |
| Forcible Rape | 0 | 0 | Extortion/Blackmail | 0 | 0 | 0 | 0 |
| Forcible Sodomy | 0 | 0 | Fraud - False Pretenses | 0 | 0 | 0 | 0 |
| Sexual Assault W/Object | 0 | 0 | Fraud - Credit Card/ATM | 0 | 0 | 0 | 0 |
| Forcible Fondling | 0 | 0 | Fraud - Impersonation | 1 | 1 | 1 | 0 |
| Incest | 0 | 0 | Fraud - Welfare | 0 | 0 | 0 | 0 |
| Statutory Rape | 0 | 0 | Fraud - Wire | 0 | 0 | 0 | 0 |
| Kidnapping/Abduction | 0 | 0 | Fraud - Identity Theft | 0 | 0 | 0 | 0 |
| Commercial Sex Acts | 0 | 0 | Fraud - Computer Hacking/Invasion | 0 | 0 | 0 | 0 |
| Involuntary Servitude | 0 | 0 | Robbery | 0 | 0 | 0 | 0 |
| Total | 0 | 0 | Theft - Pocket-picking | 0 | 0 | 0 | 0 |
| | | | Theft - Purse Snatching | 0 | 0 | 0 | 0 |
| Group B Arrests | | | Theft - Shoplifting | 0 | 0 | 0 | 0 |
| Offense | Adult | Juvenile | Theft From Building | 2 | 0 | 0 | 0 |
| Bad Checks | 0 | 0 | Theft From Coin Machine | 0 | 0 | 0 | 0 |
| Curfew/Vagrancy | 0 | 0 | Theft From Motor Vehicle | 2 | 0 | 0 | 0 |
| Disorderly Conduct | 0 | 0 | Theft of Motor Vehicle Parts | 0 | 0 | 0 | 0 |
| DUI | 0 | 0 | Theft - All Other Larceny | 0 | 0 | 0 | 0 |
| Drunkenness | 1 | 0 | Motor Vehicle Theft | 1 | 1 | 1 | 0 |
| Family-Non Violent | 0 | 0 | Stolen Property Offenses | 0 | 0 | 0 | 0 |
| Liquor Law Violations | 7 | 0 | | | | | |
| Peeping Tom | 0 | 0 | | | | | |
| Runaway | 0 | 0 | | | | | |
| Trespass | 0 | 0 | | | | | |
| All Other Offenses | 0 | 0 | | | | | |
| Total Group B | 8 | 0 | | | | | |

(*) Offenses are counted using the FBI Units of Count for Crime

(**) The 'Arrests' column shows arrests made for incidents during the selected period, regardless of arrest date. Arrest counts for the same period may change over time.

Lincoln Memorial University - NIBRS Agency Crime Overview - 2018

| Crimes Against Society | | | | |
|------------------------------------|-----------|-----------|-----------|----------|
| Animal Cruelty | 0 | 0 | 0 | 0 |
| Drug/Narcotic Violations | 10 | 8 | 7 | 0 |
| Drug/Narcotic Equipment Violations | 1 | 0 | 0 | 0 |
| Gambling - Betting/Wagering | 0 | 0 | 0 | 0 |
| Gambling - Operating/Promoting | 0 | 0 | 0 | 0 |
| Gambling - Equipment Violations | 0 | 0 | 0 | 0 |
| Gambling - Sports Tampering | 0 | 0 | 0 | 0 |
| Pornography/Obscene Material | 0 | 0 | 0 | 0 |
| Prostitution | 0 | 0 | 0 | 0 |
| Prostitution Assisting/Promoting | 0 | 0 | 0 | 0 |
| Purchasing Prostitution | 0 | 0 | 0 | 0 |
| Weapon Law Violations | 0 | 0 | 0 | 0 |
| Total Group A Offenses | 19 | 11 | 10 | 0 |

(*) Offenses are counted using the FBI Units of Count for Crime

(**) The 'Arrests' column shows arrests made for incidents during the selected period, regardless of arrest date. Arrest counts for the same period may change over time.

Middle Tennessee State University - NIBRS Agency Crime Overview - 2018

| 2017 Population Estimate | 18,538 | Offenses (*) | | Arrests (**) | | |
|---------------------------------------|-----------------|----------------------------------|-----------------------------------|--------------|----------|---|
| | | Reported | Cleared | Adult | Juvenile | |
| Offense Overview | | Group A Offenses | | | | |
| Crimes Against Persons | | | | | | |
| Offense Total | 289 | Murder | 0 | 0 | 0 | 0 |
| Number Cleared | 101 | Negligent Manslaughter | 0 | 0 | 0 | 0 |
| Percent Cleared | 34.95 % | Negligent Vehicular Manslaughter | 0 | 0 | 0 | 0 |
| Group A Crimes per 100,000 population | 1,559.0 | Kidnapping/Abduction | 1 | 0 | 0 | 0 |
| | | Forcible Rape | 4 | 1 | 0 | 0 |
| | | Forcible Sodomy | 0 | 0 | 0 | 0 |
| | | Sexual Assault W/Object | 0 | 0 | 0 | 0 |
| Arrest Overview | | Forcible Fondling | 4 | 0 | 0 | 0 |
| Total Arrests | 106 | Incest | 0 | 0 | 0 | 0 |
| Adult Arrests | 103 | Statutory Rape | 0 | 0 | 0 | 0 |
| Juvenile Arrests | 3 | Aggravated Assault | 1 | 0 | 0 | 0 |
| Unknown Age | 0 | Simple Assault | 20 | 7 | 7 | 0 |
| Arrests per 100,000 population | 571.8 | Intimidation | 12 | 0 | 0 | 0 |
| | | Stalking | 3 | 1 | 1 | 0 |
| | | Commercial Sex Acts | 0 | 0 | 0 | 0 |
| Average number offenses/incident | 1.16 | Involuntary Servitude | 0 | 0 | 0 | 0 |
| Domestic Violence Victims | | Crimes Against Property | | | | |
| Offense | Reported | Cleared | | | | |
| Murder | 0 | 0 | Arson | 0 | 0 | 0 |
| Aggravated Assault | 0 | 0 | Bribery | 0 | 0 | 0 |
| Simple Assault | 4 | 3 | Burglary | 5 | 1 | 1 |
| Intimidation | 1 | 0 | Counterfeiting/Forgery | 2 | 1 | 0 |
| Stalking | 2 | 0 | Destruction/Damage/Vandalism | 36 | 2 | 1 |
| Forcible Rape | 0 | 0 | Embezzlement | 0 | 0 | 0 |
| Forcible Sodomy | 0 | 0 | Extortion/Blackmail | 1 | 0 | 0 |
| Sexual Assault W/Object | 0 | 0 | Fraud - False Pretenses | 3 | 0 | 0 |
| Forcible Fondling | 1 | 0 | Fraud - Credit Card/ATM | 5 | 1 | 2 |
| Incest | 0 | 0 | Fraud - Impersonation | 1 | 0 | 0 |
| Statutory Rape | 0 | 0 | Fraud - Welfare | 0 | 0 | 0 |
| Kidnapping/Abduction | 0 | 0 | Fraud - Wire | 4 | 0 | 0 |
| Commercial Sex Acts | 0 | 0 | Fraud - Identity Theft | 0 | 0 | 0 |
| Involuntary Servitude | 0 | 0 | Fraud - Computer Hacking/Invasion | 0 | 0 | 0 |
| Total | 8 | 3 | Robbery | 0 | 0 | 0 |
| | | | Theft - Pocket-picking | 0 | 0 | 0 |
| | | | Theft - Purse Snatching | 0 | 0 | 0 |
| Group B Arrests | | | Theft - Shoplifting | 3 | 0 | 0 |
| Offense | Adult | Juvenile | Theft From Building | 59 | 9 | 8 |
| Bad Checks | 0 | 0 | Theft From Coin Machine | 0 | 0 | 0 |
| Curfew/Vagrancy | 0 | 0 | Theft From Motor Vehicle | 11 | 2 | 0 |
| Disorderly Conduct | 1 | 0 | Theft of Motor Vehicle Parts | 5 | 3 | 3 |
| DUI | 10 | 0 | Theft - All Other Larceny | 29 | 3 | 3 |
| Drunkenness | 0 | 0 | Motor Vehicle Theft | 5 | 2 | 0 |
| Family-Non Violent | 0 | 0 | Stolen Property Offenses | 0 | 0 | 0 |
| Liquor Law Violations | 8 | 0 | | | | |
| Peeping Tom | 0 | 0 | | | | |
| Runaway | 0 | 0 | | | | |
| Trespass | 8 | 0 | | | | |
| All Other Offenses | 5 | 0 | | | | |
| Total Group B | 32 | 0 | | | | |

(*) Offenses are counted using the FBI Units of Count for Crime

(**) The 'Arrests' column shows arrests made for incidents during the selected period, regardless of arrest date. Arrest counts for the same period may change over time.

This report is valid as of May 06, 2019 and is subject to change

Middle Tennessee State University - NIBRS Agency Crime Overview - 2018

| Crimes Against Society | | | | |
|------------------------------------|------------|------------|-----------|----------|
| Animal Cruelty | 0 | 0 | 0 | 0 |
| Drug/Narcotic Violations | 44 | 42 | 43 | 1 |
| Drug/Narcotic Equipment Violations | 29 | 26 | 2 | 0 |
| Gambling - Betting/Wagering | 0 | 0 | 0 | 0 |
| Gambling - Operating/Promoting | 0 | 0 | 0 | 0 |
| Gambling - Equipment Violations | 0 | 0 | 0 | 0 |
| Gambling - Sports Tampering | 0 | 0 | 0 | 0 |
| Pornography/Obscene Material | 0 | 0 | 0 | 0 |
| Prostitution | 0 | 0 | 0 | 0 |
| Prostitution Assisting/Promoting | 0 | 0 | 0 | 0 |
| Purchasing Prostitution | 0 | 0 | 0 | 0 |
| Weapon Law Violations | 2 | 0 | 0 | 0 |
| Total Group A Offenses | 289 | 101 | 71 | 3 |

(*) Offenses are counted using the FBI Units of Count for Crime

(**) The 'Arrests' column shows arrests made for incidents during the selected period, regardless of arrest date. Arrest counts for the same period may change over time.

Motlow State Community College - NIBRS Agency Crime Overview - 2018

| 2017 Population Estimate | | 5,232 | | Offenses (*) | | Arrests (**) | |
|---------------------------------------|----------|----------------------------------|-----------------------------------|-------------------------|---------|--------------|----------|
| Offense Overview | | Crimes Against Persons | | Reported | Cleared | Adult | Juvenile |
| Offense Total | 2 | Murder | | 0 | 0 | 0 | 0 |
| Number Cleared | 1 | Negligent Manslaughter | | 0 | 0 | 0 | 0 |
| Percent Cleared | 50.00 % | Negligent Vehicular Manslaughter | | 0 | 0 | 0 | 0 |
| Group A Crimes per 100,000 population | 38.2 | Kidnapping/Abduction | | 0 | 0 | 0 | 0 |
| | | Forcible Rape | | 0 | 0 | 0 | 0 |
| | | Forcible Sodomy | | 0 | 0 | 0 | 0 |
| | | Sexual Assault W/Object | | 0 | 0 | 0 | 0 |
| | | Forcible Fondling | | 0 | 0 | 0 | 0 |
| | | Incest | | 0 | 0 | 0 | 0 |
| | | Statutory Rape | | 0 | 0 | 0 | 0 |
| | | Aggravated Assault | | 0 | 0 | 0 | 0 |
| | | Simple Assault | | 0 | 0 | 0 | 0 |
| | | Intimidation | | 0 | 0 | 0 | 0 |
| | | Stalking | | 0 | 0 | 0 | 0 |
| | | Commercial Sex Acts | | 0 | 0 | 0 | 0 |
| | | Involuntary Servitude | | 0 | 0 | 0 | 0 |
| | | Average number offenses/incident | 1.00 | | | | |
| Domestic Violence Victims | | | | Crimes Against Property | | | |
| Offense | Reported | Cleared | | Reported | Cleared | Adult | Juvenile |
| Murder | 0 | 0 | Arson | 0 | 0 | 0 | 0 |
| Aggravated Assault | 0 | 0 | Bribery | 0 | 0 | 0 | 0 |
| Simple Assault | 0 | 0 | Burglary | 0 | 0 | 0 | 0 |
| Intimidation | 0 | 0 | Counterfeiting/Forgery | 0 | 0 | 0 | 0 |
| Stalking | 0 | 0 | Destruction/Damage/Vandalism | 0 | 0 | 0 | 0 |
| Forcible Rape | 0 | 0 | Embezzlement | 0 | 0 | 0 | 0 |
| Forcible Sodomy | 0 | 0 | Extortion/Blackmail | 0 | 0 | 0 | 0 |
| Sexual Assault W/Object | 0 | 0 | Fraud - False Pretenses | 0 | 0 | 0 | 0 |
| Forcible Fondling | 0 | 0 | Fraud - Credit Card/ATM | 0 | 0 | 0 | 0 |
| Incest | 0 | 0 | Fraud - Impersonation | 0 | 0 | 0 | 0 |
| Statutory Rape | 0 | 0 | Fraud - Welfare | 0 | 0 | 0 | 0 |
| Kidnapping/Abduction | 0 | 0 | Fraud - Wire | 0 | 0 | 0 | 0 |
| Commercial Sex Acts | 0 | 0 | Fraud - Identity Theft | 0 | 0 | 0 | 0 |
| Involuntary Servitude | 0 | 0 | Fraud - Computer Hacking/Invasion | 0 | 0 | 0 | 0 |
| Total | 0 | 0 | Robbery | 0 | 0 | 0 | 0 |
| | | | Theft - Pocket-picking | 0 | 0 | 0 | 0 |
| | | | Theft - Purse Snatching | 0 | 0 | 0 | 0 |
| | | | Theft - Shoplifting | 0 | 0 | 0 | 0 |
| | | | Theft From Building | 0 | 0 | 0 | 0 |
| | | | Theft From Coin Machine | 0 | 0 | 0 | 0 |
| | | | Theft From Motor Vehicle | 0 | 0 | 0 | 0 |
| | | | Theft of Motor Vehicle Parts | 0 | 0 | 0 | 0 |
| | | | Theft - All Other Larceny | 2 | 1 | 1 | 0 |
| | | | Motor Vehicle Theft | 0 | 0 | 0 | 0 |
| | | | Stolen Property Offenses | 0 | 0 | 0 | 0 |
| Group B Arrests | | | | | | | |
| Offense | Adult | Juvenile | | | | | |
| Bad Checks | 0 | 0 | | | | | |
| Curfew/Vagrancy | 0 | 0 | | | | | |
| Disorderly Conduct | 0 | 0 | | | | | |
| DUI | 0 | 0 | | | | | |
| Drunkenness | 0 | 0 | | | | | |
| Family-Non Violent | 0 | 0 | | | | | |
| Liquor Law Violations | 0 | 0 | | | | | |
| Peeping Tom | 0 | 0 | | | | | |
| Runaway | 0 | 0 | | | | | |
| Trespass | 0 | 0 | | | | | |
| All Other Offenses | 0 | 0 | | | | | |
| Total Group B | 0 | 0 | | | | | |

(*) Offenses are counted using the FBI Units of Count for Crime

(**) The 'Arrests' column shows arrests made for incidents during the selected period, regardless of arrest date. Arrest counts for the same period may change over time.

Motlow State Community College - NIBRS Agency Crime Overview - 2018

| Crimes Against Society | | | | |
|------------------------------------|----------|----------|----------|----------|
| Animal Cruelty | 0 | 0 | 0 | 0 |
| Drug/Narcotic Violations | 0 | 0 | 0 | 0 |
| Drug/Narcotic Equipment Violations | 0 | 0 | 0 | 0 |
| Gambling - Betting/Wagering | 0 | 0 | 0 | 0 |
| Gambling - Operating/Promoting | 0 | 0 | 0 | 0 |
| Gambling - Equipment Violations | 0 | 0 | 0 | 0 |
| Gambling - Sports Tampering | 0 | 0 | 0 | 0 |
| Pornography/Obscene Material | 0 | 0 | 0 | 0 |
| Prostitution | 0 | 0 | 0 | 0 |
| Prostitution Assisting/Promoting | 0 | 0 | 0 | 0 |
| Purchasing Prostitution | 0 | 0 | 0 | 0 |
| Weapon Law Violations | 0 | 0 | 0 | 0 |
| Total Group A Offenses | 2 | 1 | 1 | 0 |

(*) Offenses are counted using the FBI Units of Count for Crime

(**) The 'Arrests' column shows arrests made for incidents during the selected period, regardless of arrest date. Arrest counts for the same period may change over time.

Northeast State Community College - NIBRS Agency Crime Overview - 2018

| 2017 Population Estimate | 4,713 | Offenses (*) | | Arrests (**) | | | |
|---------------------------------------|-----------------|----------------------------------|-----------------------------------|--------------|----------|---|---|
| | | Reported | Cleared | Adult | Juvenile | | |
| Offense Overview | | Group A Offenses | | | | | |
| Crimes Against Persons | | Crimes Against Persons | | | | | |
| Offense Total | 15 | Murder | 0 | 0 | 0 | 0 | |
| Number Cleared | 3 | Negligent Manslaughter | 0 | 0 | 0 | 0 | |
| Percent Cleared | 20.00 % | Negligent Vehicular Manslaughter | 0 | 0 | 0 | 0 | |
| Group A Crimes per 100,000 population | 318.3 | Kidnapping/Abduction | 0 | 0 | 0 | 0 | |
| | | Forcible Rape | 0 | 0 | 0 | 0 | |
| | | Forcible Sodomy | 0 | 0 | 0 | 0 | |
| | | Sexual Assault W/Object | 0 | 0 | 0 | 0 | |
| | | Forcible Fondling | 0 | 0 | 0 | 0 | |
| Arrest Overview | | Incest | 0 | 0 | 0 | 0 | |
| Total Arrests | 5 | Statutory Rape | 0 | 0 | 0 | 0 | |
| Adult Arrests | 5 | Aggravated Assault | 0 | 0 | 0 | 0 | |
| Juvenile Arrests | 0 | Simple Assault | 2 | 1 | 1 | 0 | |
| Unknown Age | 0 | Intimidation | 0 | 0 | 0 | 0 | |
| Arrests per 100,000 population | 106.1 | Stalking | 0 | 0 | 0 | 0 | |
| | | Commercial Sex Acts | 0 | 0 | 0 | 0 | |
| Average number offenses/incident | 1.00 | Involuntary Servitude | 0 | 0 | 0 | 0 | |
| Domestic Violence Victims | | Crimes Against Property | | | | | |
| Offense | Reported | Cleared | Crimes Against Property | | | | |
| Murder | 0 | 0 | Arson | 0 | 0 | 0 | 0 |
| Aggravated Assault | 0 | 0 | Bribery | 0 | 0 | 0 | 0 |
| Simple Assault | 1 | 1 | Burglary | 0 | 0 | 0 | 0 |
| Intimidation | 0 | 0 | Counterfeiting/Forgery | 0 | 0 | 0 | 0 |
| Stalking | 0 | 0 | Destruction/Damage/Vandalism | 3 | 0 | 0 | 0 |
| Forcible Rape | 0 | 0 | Embezzlement | 0 | 0 | 0 | 0 |
| Forcible Sodomy | 0 | 0 | Extortion/Blackmail | 0 | 0 | 0 | 0 |
| Sexual Assault W/Object | 0 | 0 | Fraud - False Pretenses | 0 | 0 | 0 | 0 |
| Forcible Fondling | 0 | 0 | Fraud - Credit Card/ATM | 0 | 0 | 0 | 0 |
| Incest | 0 | 0 | Fraud - Impersonation | 0 | 0 | 0 | 0 |
| Statutory Rape | 0 | 0 | Fraud - Welfare | 0 | 0 | 0 | 0 |
| Kidnapping/Abduction | 0 | 0 | Fraud - Wire | 0 | 0 | 0 | 0 |
| Commercial Sex Acts | 0 | 0 | Fraud - Identity Theft | 0 | 0 | 0 | 0 |
| Involuntary Servitude | 0 | 0 | Fraud - Computer Hacking/Invasion | 0 | 0 | 0 | 0 |
| Total | 1 | 1 | Robbery | 0 | 0 | 0 | 0 |
| | | | Theft - Pocket-picking | 0 | 0 | 0 | 0 |
| | | | Theft - Purse Snatching | 0 | 0 | 0 | 0 |
| | | | Theft - Shoplifting | 0 | 0 | 0 | 0 |
| Group B Arrests | | | Theft From Building | 7 | 0 | 0 | 0 |
| Offense | Adult | Juvenile | Theft From Coin Machine | 0 | 0 | 0 | 0 |
| Bad Checks | 0 | 0 | Theft From Motor Vehicle | 0 | 0 | 0 | 0 |
| Curfew/Vagrancy | 0 | 0 | Theft of Motor Vehicle Parts | 0 | 0 | 0 | 0 |
| Disorderly Conduct | 0 | 0 | Theft - All Other Larceny | 1 | 1 | 1 | 0 |
| DUI | 0 | 0 | Motor Vehicle Theft | 0 | 0 | 0 | 0 |
| Drunkenness | 1 | 0 | Stolen Property Offenses | 0 | 0 | 0 | 0 |
| Family-Non Violent | 0 | 0 | | | | | |
| Liquor Law Violations | 0 | 0 | | | | | |
| Peeping Tom | 0 | 0 | | | | | |
| Runaway | 0 | 0 | | | | | |
| Trespass | 0 | 0 | | | | | |
| All Other Offenses | 0 | 0 | | | | | |
| Total Group B | 1 | 0 | | | | | |

(*) Offenses are counted using the FBI Units of Count for Crime

(**) The 'Arrests' column shows arrests made for incidents during the selected period, regardless of arrest date. Arrest counts for the same period may change over time.

This report is valid as of May 06, 2019 and is subject to change

Northeast State Community College - NIBRS Agency Crime Overview - 2018

| Crimes Against Society | | | | |
|------------------------------------|-----------|----------|----------|----------|
| Animal Cruelty | 0 | 0 | 0 | 0 |
| Drug/Narcotic Violations | 1 | 1 | 2 | 0 |
| Drug/Narcotic Equipment Violations | 0 | 0 | 0 | 0 |
| Gambling - Betting/Wagering | 0 | 0 | 0 | 0 |
| Gambling - Operating/Promoting | 0 | 0 | 0 | 0 |
| Gambling - Equipment Violations | 0 | 0 | 0 | 0 |
| Gambling - Sports Tampering | 0 | 0 | 0 | 0 |
| Pornography/Obscene Material | 0 | 0 | 0 | 0 |
| Prostitution | 0 | 0 | 0 | 0 |
| Prostitution Assisting/Promoting | 0 | 0 | 0 | 0 |
| Purchasing Prostitution | 1 | 0 | 0 | 0 |
| Weapon Law Violations | 0 | 0 | 0 | 0 |
| Total Group A Offenses | 15 | 3 | 4 | 0 |

(*) Offenses are counted using the FBI Units of Count for Crime

(**) The 'Arrests' column shows arrests made for incidents during the selected period, regardless of arrest date. Arrest counts for the same period may change over time.

Pellissippi State Community College - NIBRS Agency Crime Overview - 2018

| 2017 Population Estimate | 10,254 | Offenses (*) | | Arrests (**) | | | |
|---------------------------------------|-----------------|----------------------------------|-----------------------------------|--------------|----------|---|---|
| | | Reported | Cleared | Adult | Juvenile | | |
| Offense Overview | | Group A Offenses | | | | | |
| Crimes Against Persons | | Crimes Against Persons | | | | | |
| Offense Total | 105 | Murder | 0 | 0 | 0 | 0 | |
| Number Cleared | 13 | Negligent Manslaughter | 0 | 0 | 0 | 0 | |
| Percent Cleared | 12.38 % | Negligent Vehicular Manslaughter | 0 | 0 | 0 | 0 | |
| Group A Crimes per 100,000 population | 1,024.0 | Kidnapping/Abduction | 0 | 0 | 0 | 0 | |
| | | Forcible Rape | 0 | 0 | 0 | 0 | |
| | | Forcible Sodomy | 0 | 0 | 0 | 0 | |
| | | Sexual Assault W/Object | 0 | 0 | 0 | 0 | |
| Arrest Overview | | Forcible Fondling | 2 | 0 | 0 | 0 | |
| Total Arrests | 9 | Incest | 0 | 0 | 0 | 0 | |
| Adult Arrests | 5 | Statutory Rape | 0 | 0 | 0 | 0 | |
| Juvenile Arrests | 4 | Aggravated Assault | 0 | 0 | 0 | 0 | |
| Unknown Age | 0 | Simple Assault | 4 | 2 | 0 | 2 | |
| Arrests per 100,000 population | 87.8 | Intimidation | 8 | 1 | 1 | 0 | |
| | | Stalking | 0 | 0 | 0 | 0 | |
| | | Commercial Sex Acts | 0 | 0 | 0 | 0 | |
| Average number offenses/incident | 1.14 | Involuntary Servitude | 0 | 0 | 0 | 0 | |
| Domestic Violence Victims | | Crimes Against Property | | | | | |
| Offense | Reported | Cleared | Crimes Against Property | | | | |
| Murder | 0 | 0 | Arson | 0 | 0 | 0 | 0 |
| Aggravated Assault | 0 | 0 | Bribery | 0 | 0 | 0 | 0 |
| Simple Assault | 0 | 0 | Burglary | 0 | 0 | 0 | 0 |
| Intimidation | 0 | 0 | Counterfeiting/Forgery | 0 | 0 | 0 | 0 |
| Stalking | 0 | 0 | Destruction/Damage/Vandalism | 63 | 0 | 0 | 0 |
| Forcible Rape | 0 | 0 | Embezzlement | 0 | 0 | 0 | 0 |
| Forcible Sodomy | 0 | 0 | Extortion/Blackmail | 0 | 0 | 0 | 0 |
| Sexual Assault W/Object | 0 | 0 | Fraud - False Pretenses | 0 | 0 | 0 | 0 |
| Forcible Fondling | 0 | 0 | Fraud - Credit Card/ATM | 0 | 0 | 0 | 0 |
| Incest | 0 | 0 | Fraud - Impersonation | 0 | 0 | 0 | 0 |
| Statutory Rape | 0 | 0 | Fraud - Welfare | 0 | 0 | 0 | 0 |
| Kidnapping/Abduction | 0 | 0 | Fraud - Wire | 0 | 0 | 0 | 0 |
| Commercial Sex Acts | 0 | 0 | Fraud - Identity Theft | 0 | 0 | 0 | 0 |
| Involuntary Servitude | 0 | 0 | Fraud - Computer Hacking/Invasion | 0 | 0 | 0 | 0 |
| Total | 0 | 0 | Robbery | 0 | 0 | 0 | 0 |
| | | | Theft - Pocket-picking | 0 | 0 | 0 | 0 |
| Group B Arrests | | | Theft - Purse Snatching | 0 | 0 | 0 | 0 |
| Offense | Adult | Juvenile | Theft - Shoplifting | 1 | 0 | 0 | 0 |
| Bad Checks | 0 | 0 | Theft From Building | 15 | 4 | 3 | 0 |
| Curfew/Vagrancy | 0 | 0 | Theft From Coin Machine | 0 | 0 | 0 | 0 |
| Disorderly Conduct | 0 | 0 | Theft From Motor Vehicle | 1 | 0 | 0 | 0 |
| DUI | 0 | 0 | Theft of Motor Vehicle Parts | 0 | 0 | 0 | 0 |
| Drunkenness | 0 | 0 | Theft - All Other Larceny | 0 | 0 | 0 | 0 |
| Family-Non Violent | 0 | 0 | Motor Vehicle Theft | 0 | 0 | 0 | 0 |
| Liquor Law Violations | 0 | 0 | Stolen Property Offenses | 0 | 0 | 0 | 0 |
| Peeping Tom | 0 | 0 | | | | | |
| Runaway | 0 | 0 | | | | | |
| Trespass | 0 | 0 | | | | | |
| All Other Offenses | 0 | 0 | | | | | |
| Total Group B | 0 | 0 | | | | | |

(*) Offenses are counted using the FBI Units of Count for Crime

(**) The 'Arrests' column shows arrests made for incidents during the selected period, regardless of arrest date. Arrest counts for the same period may change over time.

Pellissippi State Community College - NIBRS Agency Crime Overview - 2018

| Crimes Against Society | | | | |
|------------------------------------|------------|-----------|----------|----------|
| Animal Cruelty | 0 | 0 | 0 | 0 |
| Drug/Narcotic Violations | 5 | 3 | 1 | 2 |
| Drug/Narcotic Equipment Violations | 6 | 3 | 0 | 0 |
| Gambling - Betting/Wagering | 0 | 0 | 0 | 0 |
| Gambling - Operating/Promoting | 0 | 0 | 0 | 0 |
| Gambling - Equipment Violations | 0 | 0 | 0 | 0 |
| Gambling - Sports Tampering | 0 | 0 | 0 | 0 |
| Pornography/Obscene Material | 0 | 0 | 0 | 0 |
| Prostitution | 0 | 0 | 0 | 0 |
| Prostitution Assisting/Promoting | 0 | 0 | 0 | 0 |
| Purchasing Prostitution | 0 | 0 | 0 | 0 |
| Weapon Law Violations | 0 | 0 | 0 | 0 |
| Total Group A Offenses | 105 | 13 | 5 | 4 |

(*) Offenses are counted using the FBI Units of Count for Crime

(**) The 'Arrests' column shows arrests made for incidents during the selected period, regardless of arrest date. Arrest counts for the same period may change over time.

Roane State Community College - NIBRS Agency Crime Overview - 2018

| 2017 Population Estimate | | 4,390 | | Offenses (*) | | Arrests (**) | |
|---------------------------------------|----------|-----------------------------------|----------|--------------------------------|---------|--------------|----------|
| | | | | Reported | Cleared | Adult | Juvenile |
| Offense Overview | | | | Group A Offenses | | | |
| | | | | Crimes Against Persons | | | |
| Offense Total | 2 | Murder | 0 | 0 | 0 | 0 | |
| Number Cleared | 0 | Negligent Manslaughter | 0 | 0 | 0 | 0 | |
| Percent Cleared | 0.00 % | Negligent Vehicular Manslaughter | 0 | 0 | 0 | 0 | |
| Group A Crimes per 100,000 population | 45.6 | Kidnapping/Abduction | 0 | 0 | 0 | 0 | |
| | | Forcible Rape | 0 | 0 | 0 | 0 | |
| | | Forcible Sodomy | 0 | 0 | 0 | 0 | |
| | | Sexual Assault W/Object | 0 | 0 | 0 | 0 | |
| | | Forcible Fondling | 0 | 0 | 0 | 0 | |
| | | Incest | 0 | 0 | 0 | 0 | |
| | | Statutory Rape | 0 | 0 | 0 | 0 | |
| | | Aggravated Assault | 0 | 0 | 0 | 0 | |
| | | Simple Assault | 0 | 0 | 0 | 0 | |
| | | Intimidation | 1 | 0 | 0 | 0 | |
| | | Stalking | 0 | 0 | 0 | 0 | |
| | | Commercial Sex Acts | 0 | 0 | 0 | 0 | |
| | | Involuntary Servitude | 0 | 0 | 0 | 0 | |
| Arrest Overview | | | | Crimes Against Property | | | |
| | | | | Arson | | | |
| Total Arrests | 0 | Bribery | 0 | 0 | 0 | 0 | |
| Adult Arrests | 0 | Burglary | 0 | 0 | 0 | 0 | |
| Juvenile Arrests | 0 | Counterfeiting/Forgery | 0 | 0 | 0 | 0 | |
| Unknown Age | 0 | Destruction/Damage/Vandalism | 0 | 0 | 0 | 0 | |
| Arrests per 100,000 population | 0.0 | Embezzlement | 0 | 0 | 0 | 0 | |
| | | Extortion/Blackmail | 0 | 0 | 0 | 0 | |
| | | Fraud - False Pretenses | 0 | 0 | 0 | 0 | |
| | | Fraud - Credit Card/ATM | 0 | 0 | 0 | 0 | |
| | | Fraud - Impersonation | 0 | 0 | 0 | 0 | |
| | | Fraud - Welfare | 0 | 0 | 0 | 0 | |
| | | Fraud - Wire | 0 | 0 | 0 | 0 | |
| | | Fraud - Identity Theft | 0 | 0 | 0 | 0 | |
| | | Fraud - Computer Hacking/Invasion | 0 | 0 | 0 | 0 | |
| | | Robbery | 0 | 0 | 0 | 0 | |
| | | Theft - Pocket-picking | 0 | 0 | 0 | 0 | |
| | | Theft - Purse Snatching | 0 | 0 | 0 | 0 | |
| | | Theft - Shoplifting | 0 | 0 | 0 | 0 | |
| | | Theft From Building | 1 | 0 | 0 | 0 | |
| | | Theft From Coin Machine | 0 | 0 | 0 | 0 | |
| | | Theft From Motor Vehicle | 0 | 0 | 0 | 0 | |
| | | Theft of Motor Vehicle Parts | 0 | 0 | 0 | 0 | |
| | | Theft - All Other Larceny | 0 | 0 | 0 | 0 | |
| | | Motor Vehicle Theft | 0 | 0 | 0 | 0 | |
| | | Stolen Property Offenses | 0 | 0 | 0 | 0 | |
| Domestic Violence Victims | | | | | | | |
| | | Reported | Cleared | | | | |
| Offense | | | | | | | |
| Murder | 0 | 0 | | | | | |
| Aggravated Assault | 0 | 0 | | | | | |
| Simple Assault | 0 | 0 | | | | | |
| Intimidation | 0 | 0 | | | | | |
| Stalking | 0 | 0 | | | | | |
| Forcible Rape | 0 | 0 | | | | | |
| Forcible Sodomy | 0 | 0 | | | | | |
| Sexual Assault W/Object | 0 | 0 | | | | | |
| Forcible Fondling | 0 | 0 | | | | | |
| Incest | 0 | 0 | | | | | |
| Statutory Rape | 0 | 0 | | | | | |
| Kidnapping/Abduction | 0 | 0 | | | | | |
| Commercial Sex Acts | 0 | 0 | | | | | |
| Involuntary Servitude | 0 | 0 | | | | | |
| Total | 0 | 0 | | | | | |
| Group B Arrests | | | | | | | |
| | | Adult | Juvenile | | | | |
| Offense | | | | | | | |
| Bad Checks | 0 | 0 | | | | | |
| Curfew/Vagrancy | 0 | 0 | | | | | |
| Disorderly Conduct | 0 | 0 | | | | | |
| DUI | 0 | 0 | | | | | |
| Drunkenness | 0 | 0 | | | | | |
| Family-Non Violent | 0 | 0 | | | | | |
| Liquor Law Violations | 0 | 0 | | | | | |
| Peeping Tom | 0 | 0 | | | | | |
| Runaway | 0 | 0 | | | | | |
| Trespass | 0 | 0 | | | | | |
| All Other Offenses | 0 | 0 | | | | | |
| Total Group B | 0 | 0 | | | | | |

(*) Offenses are counted using the FBI Units of Count for Crime

(**) The 'Arrests' column shows arrests made for incidents during the selected period, regardless of arrest date. Arrest counts for the same period may change over time.

This report is valid as of May 06, 2019 and is subject to change

Roane State Community College - NIBRS Agency Crime Overview - 2018

| Crimes Against Society | | | | |
|------------------------------------|----------|----------|----------|----------|
| Animal Cruelty | 0 | 0 | 0 | 0 |
| Drug/Narcotic Violations | 0 | 0 | 0 | 0 |
| Drug/Narcotic Equipment Violations | 0 | 0 | 0 | 0 |
| Gambling - Betting/Wagering | 0 | 0 | 0 | 0 |
| Gambling - Operating/Promoting | 0 | 0 | 0 | 0 |
| Gambling - Equipment Violations | 0 | 0 | 0 | 0 |
| Gambling - Sports Tampering | 0 | 0 | 0 | 0 |
| Pornography/Obscene Material | 0 | 0 | 0 | 0 |
| Prostitution | 0 | 0 | 0 | 0 |
| Prostitution Assisting/Promoting | 0 | 0 | 0 | 0 |
| Purchasing Prostitution | 0 | 0 | 0 | 0 |
| Weapon Law Violations | 0 | 0 | 0 | 0 |
| Total Group A Offenses | 2 | 0 | 0 | 0 |

(*) Offenses are counted using the FBI Units of Count for Crime

(**) The 'Arrests' column shows arrests made for incidents during the selected period, regardless of arrest date. Arrest counts for the same period may change over time.

Southwest Tennessee Community College - NIBRS Agency Crime Overview - 2018

| 2017 Population Estimate | | 9,371 | | Offenses (*) | | Arrests (**) | |
|---------------------------------------|----------|----------------------------------|-----------------------------------|-------------------------|---------|--------------|----------|
| Offense Overview | | Crimes Against Persons | | Reported | Cleared | Adult | Juvenile |
| Offense Total | 63 | Murder | | 0 | 0 | 0 | 0 |
| Number Cleared | 9 | Negligent Manslaughter | | 0 | 0 | 0 | 0 |
| Percent Cleared | 14.29 % | Negligent Vehicular Manslaughter | | 0 | 0 | 0 | 0 |
| Group A Crimes per 100,000 population | 672.3 | Kidnapping/Abduction | | 0 | 0 | 0 | 0 |
| | | Forcible Rape | | 1 | 1 | 1 | 0 |
| | | Forcible Sodomy | | 0 | 0 | 0 | 0 |
| | | Sexual Assault W/Object | | 0 | 0 | 0 | 0 |
| | | Forcible Fondling | | 0 | 0 | 0 | 0 |
| | | Incest | | 0 | 0 | 0 | 0 |
| | | Statutory Rape | | 0 | 0 | 0 | 0 |
| | | Aggravated Assault | | 1 | 1 | 0 | 1 |
| | | Simple Assault | | 6 | 5 | 0 | 0 |
| | | Intimidation | | 2 | 1 | 1 | 0 |
| | | Stalking | | 0 | 0 | 0 | 0 |
| | | Commercial Sex Acts | | 0 | 0 | 0 | 0 |
| | | Involuntary Servitude | | 0 | 0 | 0 | 0 |
| | | Average number offenses/incident | 1.26 | | | | |
| Domestic Violence Victims | | | | Crimes Against Property | | | |
| Offense | Reported | Cleared | | | | | |
| Murder | 0 | 0 | Arson | 0 | 0 | 0 | 0 |
| Aggravated Assault | 0 | 0 | Bribery | 0 | 0 | 0 | 0 |
| Simple Assault | 1 | 0 | Burglary | 1 | 0 | 0 | 0 |
| Intimidation | 0 | 0 | Counterfeiting/Forgery | 11 | 0 | 0 | 0 |
| Stalking | 0 | 0 | Destruction/Damage/Vandalism | 8 | 0 | 0 | 0 |
| Forcible Rape | 0 | 0 | Embezzlement | 0 | 0 | 0 | 0 |
| Forcible Sodomy | 0 | 0 | Extortion/Blackmail | 0 | 0 | 0 | 0 |
| Sexual Assault W/Object | 0 | 0 | Fraud - False Pretenses | 10 | 0 | 0 | 0 |
| Forcible Fondling | 0 | 0 | Fraud - Credit Card/ATM | 0 | 0 | 0 | 0 |
| Incest | 0 | 0 | Fraud - Impersonation | 0 | 0 | 0 | 0 |
| Statutory Rape | 0 | 0 | Fraud - Welfare | 0 | 0 | 0 | 0 |
| Kidnapping/Abduction | 0 | 0 | Fraud - Wire | 6 | 0 | 0 | 0 |
| Commercial Sex Acts | 0 | 0 | Fraud - Identity Theft | 0 | 0 | 0 | 0 |
| Involuntary Servitude | 0 | 0 | Fraud - Computer Hacking/Invasion | 0 | 0 | 0 | 0 |
| Total | 1 | 0 | Robbery | 0 | 0 | 0 | 0 |
| | | | Theft - Pocket-picking | 0 | 0 | 0 | 0 |
| | | | Theft - Purse Snatching | 0 | 0 | 0 | 0 |
| | | | Theft - Shoplifting | 0 | 0 | 0 | 0 |
| | | | Theft From Building | 11 | 0 | 0 | 0 |
| | | | Theft From Coin Machine | 0 | 0 | 0 | 0 |
| | | | Theft From Motor Vehicle | 2 | 0 | 0 | 0 |
| | | | Theft of Motor Vehicle Parts | 1 | 0 | 0 | 0 |
| | | | Theft - All Other Larceny | 0 | 0 | 0 | 0 |
| | | | Motor Vehicle Theft | 2 | 0 | 0 | 0 |
| | | | Stolen Property Offenses | 0 | 0 | 0 | 0 |
| Group B Arrests | | | | | | | |
| Offense | Adult | Juvenile | | | | | |
| Bad Checks | 0 | 0 | | | | | |
| Curfew/Vagrancy | 0 | 0 | | | | | |
| Disorderly Conduct | 2 | 1 | | | | | |
| DUI | 0 | 0 | | | | | |
| Drunkenness | 0 | 0 | | | | | |
| Family-Non Violent | 1 | 0 | | | | | |
| Liquor Law Violations | 0 | 0 | | | | | |
| Peeping Tom | 0 | 0 | | | | | |
| Runaway | 0 | 0 | | | | | |
| Trespass | 2 | 0 | | | | | |
| All Other Offenses | 0 | 0 | | | | | |
| Total Group B | 5 | 1 | | | | | |

(*) Offenses are counted using the FBI Units of Count for Crime

(**) The 'Arrests' column shows arrests made for incidents during the selected period, regardless of arrest date. Arrest counts for the same period may change over time.

This report is valid as of May 06, 2019 and is subject to change

Southwest Tennessee Community College - NIBRS Agency Crime Overview - 2018

| Crimes Against Society | | | | |
|------------------------------------|-----------|----------|----------|----------|
| Animal Cruelty | 0 | 0 | 0 | 0 |
| Drug/Narcotic Violations | 0 | 0 | 0 | 0 |
| Drug/Narcotic Equipment Violations | 0 | 0 | 0 | 0 |
| Gambling - Betting/Wagering | 0 | 0 | 0 | 0 |
| Gambling - Operating/Promoting | 0 | 0 | 0 | 0 |
| Gambling - Equipment Violations | 0 | 0 | 0 | 0 |
| Gambling - Sports Tampering | 0 | 0 | 0 | 0 |
| Pornography/Obscene Material | 0 | 0 | 0 | 0 |
| Prostitution | 0 | 0 | 0 | 0 |
| Prostitution Assisting/Promoting | 0 | 0 | 0 | 0 |
| Purchasing Prostitution | 0 | 0 | 0 | 0 |
| Weapon Law Violations | 1 | 1 | 0 | 1 |
| Total Group A Offenses | 63 | 9 | 2 | 2 |

(*) Offenses are counted using the FBI Units of Count for Crime

(**) The 'Arrests' column shows arrests made for incidents during the selected period, regardless of arrest date. Arrest counts for the same period may change over time.

Tennessee State University - NIBRS Agency Crime Overview - 2018

| 2017 Population Estimate | | 4,992 | | Offenses (*) | | Arrests (**) | |
|---------------------------------------|----------|-----------------------------------|----------|--------------------------------|---------|--------------|----------|
| | | | | Reported | Cleared | Adult | Juvenile |
| Offense Overview | | | | Group A Offenses | | | |
| | | | | Crimes Against Persons | | | |
| Offense Total | 110 | Murder | 0 | 0 | 0 | 0 | |
| Number Cleared | 21 | Negligent Manslaughter | 0 | 0 | 0 | 0 | |
| Percent Cleared | 19.09 % | Negligent Vehicular Manslaughter | 0 | 0 | 0 | 0 | |
| Group A Crimes per 100,000 population | 2,203.5 | Kidnapping/Abduction | 0 | 0 | 0 | 0 | |
| | | Forcible Rape | 2 | 0 | 0 | 0 | |
| | | Forcible Sodomy | 0 | 0 | 0 | 0 | |
| | | Sexual Assault W/Object | 0 | 0 | 0 | 0 | |
| | | Forcible Fondling | 1 | 0 | 0 | 0 | |
| | | Incest | 0 | 0 | 0 | 0 | |
| | | Statutory Rape | 0 | 0 | 0 | 0 | |
| | | Aggravated Assault | 3 | 3 | 3 | 0 | |
| | | Simple Assault | 14 | 3 | 3 | 0 | |
| | | Intimidation | 7 | 0 | 0 | 0 | |
| | | Stalking | 0 | 0 | 0 | 0 | |
| | | Commercial Sex Acts | 0 | 0 | 0 | 0 | |
| | | Involuntary Servitude | 0 | 0 | 0 | 0 | |
| Arrest Overview | | | | Crimes Against Property | | | |
| | | | | Arson | | | |
| Total Arrests | 21 | Bribery | | 0 | 0 | 0 | 0 |
| Adult Arrests | 21 | Burglary | | 7 | 1 | 1 | 0 |
| Juvenile Arrests | 0 | Counterfeiting/Forgery | | 0 | 0 | 0 | 0 |
| Unknown Age | 0 | Destruction/Damage/Vandalism | | 14 | 2 | 2 | 0 |
| Arrests per 100,000 population | 420.7 | Embezzlement | | 0 | 0 | 0 | 0 |
| | | Extortion/Blackmail | | 0 | 0 | 0 | 0 |
| | | Fraud - False Pretenses | | 1 | 0 | 0 | 0 |
| | | Fraud - Credit Card/ATM | | 0 | 0 | 0 | 0 |
| | | Fraud - Impersonation | | 1 | 0 | 0 | 0 |
| | | Fraud - Welfare | | 0 | 0 | 0 | 0 |
| | | Fraud - Wire | | 0 | 0 | 0 | 0 |
| | | Fraud - Identity Theft | | 0 | 0 | 0 | 0 |
| | | Fraud - Computer Hacking/Invasion | | 0 | 0 | 0 | 0 |
| | | Robbery | | 0 | 0 | 0 | 0 |
| | | Theft - Pocket-picking | | 0 | 0 | 0 | 0 |
| | | Theft - Purse Snatching | | 0 | 0 | 0 | 0 |
| | | Theft - Shoplifting | | 0 | 0 | 0 | 0 |
| | | Theft From Building | | 35 | 3 | 3 | 0 |
| | | Theft From Coin Machine | | 0 | 0 | 0 | 0 |
| | | Theft From Motor Vehicle | | 7 | 0 | 0 | 0 |
| | | Theft of Motor Vehicle Parts | | 1 | 0 | 0 | 0 |
| | | Theft - All Other Larceny | | 1 | 0 | 0 | 0 |
| | | Motor Vehicle Theft | | 0 | 0 | 0 | 0 |
| | | Stolen Property Offenses | | 0 | 0 | 0 | 0 |
| Domestic Violence Victims | | | | | | | |
| | | Reported | Cleared | | | | |
| Murder | 0 | 0 | | | | | |
| Aggravated Assault | 0 | 0 | | | | | |
| Simple Assault | 0 | 0 | | | | | |
| Intimidation | 0 | 0 | | | | | |
| Stalking | 0 | 0 | | | | | |
| Forcible Rape | 0 | 0 | | | | | |
| Forcible Sodomy | 0 | 0 | | | | | |
| Sexual Assault W/Object | 0 | 0 | | | | | |
| Forcible Fondling | 0 | 0 | | | | | |
| Incest | 0 | 0 | | | | | |
| Statutory Rape | 0 | 0 | | | | | |
| Kidnapping/Abduction | 0 | 0 | | | | | |
| Commercial Sex Acts | 0 | 0 | | | | | |
| Involuntary Servitude | 0 | 0 | | | | | |
| Total | 0 | 0 | | | | | |
| Group B Arrests | | | | | | | |
| | | Adult | Juvenile | | | | |
| Bad Checks | 0 | 0 | | | | | |
| Curfew/Vagrancy | 0 | 0 | | | | | |
| Disorderly Conduct | 1 | 0 | | | | | |
| DUI | 0 | 0 | | | | | |
| Drunkenness | 0 | 0 | | | | | |
| Family-Non Violent | 0 | 0 | | | | | |
| Liquor Law Violations | 0 | 0 | | | | | |
| Peeping Tom | 0 | 0 | | | | | |
| Runaway | 0 | 0 | | | | | |
| Trespass | 2 | 0 | | | | | |
| All Other Offenses | 0 | 0 | | | | | |
| Total Group B | 3 | 0 | | | | | |

(*) Offenses are counted using the FBI Units of Count for Crime

(**) The 'Arrests' column shows arrests made for incidents during the selected period, regardless of arrest date. Arrest counts for the same period may change over time.

This report is valid as of May 06, 2019 and is subject to change

Tennessee State University - NIBRS Agency Crime Overview - 2018

| Crimes Against Society | | | | |
|------------------------------------|------------|-----------|-----------|----------|
| Animal Cruelty | 0 | 0 | 0 | 0 |
| Drug/Narcotic Violations | 10 | 5 | 5 | 0 |
| Drug/Narcotic Equipment Violations | 4 | 3 | 0 | 0 |
| Gambling - Betting/Wagering | 0 | 0 | 0 | 0 |
| Gambling - Operating/Promoting | 0 | 0 | 0 | 0 |
| Gambling - Equipment Violations | 0 | 0 | 0 | 0 |
| Gambling - Sports Tampering | 0 | 0 | 0 | 0 |
| Pornography/Obscene Material | 0 | 0 | 0 | 0 |
| Prostitution | 0 | 0 | 0 | 0 |
| Prostitution Assisting/Promoting | 0 | 0 | 0 | 0 |
| Purchasing Prostitution | 0 | 0 | 0 | 0 |
| Weapon Law Violations | 2 | 1 | 1 | 0 |
| Total Group A Offenses | 110 | 21 | 18 | 0 |

(*) Offenses are counted using the FBI Units of Count for Crime

(**) The 'Arrests' column shows arrests made for incidents during the selected period, regardless of arrest date. Arrest counts for the same period may change over time.

Tennessee Technological University - NIBRS Agency Crime Overview - 2018

| 2017 Population Estimate | | 9,955 | | Offenses (*) | | Arrests (**) | |
|---------------------------------------|-----------|----------------------------------|-----------------------------------|-------------------------|---------|--------------|----------|
| Offense Overview | | Crimes Against Persons | | Reported | Cleared | Adult | Juvenile |
| Offense Total | 110 | Murder | | 0 | 0 | 0 | 0 |
| Number Cleared | 33 | Negligent Manslaughter | | 0 | 0 | 0 | 0 |
| Percent Cleared | 30.00 % | Negligent Vehicular Manslaughter | | 0 | 0 | 0 | 0 |
| Group A Crimes per 100,000 population | 1,105.0 | Kidnapping/Abduction | | 0 | 0 | 0 | 0 |
| | | Forcible Rape | | 1 | 1 | 0 | 0 |
| | | Forcible Sodomy | | 0 | 0 | 0 | 0 |
| | | Sexual Assault W/Object | | 0 | 0 | 0 | 0 |
| | | Forcible Fondling | | 1 | 1 | 0 | 0 |
| | | Incest | | 0 | 0 | 0 | 0 |
| | | Statutory Rape | | 0 | 0 | 0 | 0 |
| | | Aggravated Assault | | 1 | 1 | 1 | 0 |
| | | Simple Assault | | 2 | 0 | 0 | 0 |
| | | Intimidation | | 7 | 5 | 6 | 0 |
| | | Stalking | | 2 | 0 | 0 | 0 |
| | | Commercial Sex Acts | | 0 | 0 | 0 | 0 |
| | | Involuntary Servitude | | 0 | 0 | 0 | 0 |
| | | Average number offenses/incident | 1.09 | | | | |
| Domestic Violence Victims | | | | Crimes Against Property | | | |
| Offense | Reported | Cleared | | Reported | Cleared | Adult | Juvenile |
| Murder | 0 | 0 | Arson | 0 | 0 | 0 | 0 |
| Aggravated Assault | 0 | 0 | Bribery | 0 | 0 | 0 | 0 |
| Simple Assault | 0 | 0 | Burglary | 3 | 0 | 0 | 0 |
| Intimidation | 3 | 2 | Counterfeiting/Forgery | 0 | 0 | 0 | 0 |
| Stalking | 0 | 0 | Destruction/Damage/Vandalism | 13 | 2 | 2 | 0 |
| Forcible Rape | 1 | 1 | Embezzlement | 0 | 0 | 0 | 0 |
| Forcible Sodomy | 0 | 0 | Extortion/Blackmail | 0 | 0 | 0 | 0 |
| Sexual Assault W/Object | 0 | 0 | Fraud - False Pretenses | 0 | 0 | 0 | 0 |
| Forcible Fondling | 0 | 0 | Fraud - Credit Card/ATM | 0 | 0 | 0 | 0 |
| Incest | 0 | 0 | Fraud - Impersonation | 1 | 0 | 0 | 0 |
| Statutory Rape | 0 | 0 | Fraud - Welfare | 0 | 0 | 0 | 0 |
| Kidnapping/Abduction | 0 | 0 | Fraud - Wire | 0 | 0 | 0 | 0 |
| Commercial Sex Acts | 0 | 0 | Fraud - Identity Theft | 0 | 0 | 0 | 0 |
| Involuntary Servitude | 0 | 0 | Fraud - Computer Hacking/Invasion | 0 | 0 | 0 | 0 |
| Total | 4 | 3 | Robbery | 0 | 0 | 0 | 0 |
| | | | Theft - Pocket-picking | 0 | 0 | 0 | 0 |
| | | | Theft - Purse Snatching | 0 | 0 | 0 | 0 |
| | | | Theft - Shoplifting | 0 | 0 | 0 | 0 |
| | | | Theft From Building | 19 | 5 | 7 | 0 |
| | | | Theft From Coin Machine | 0 | 0 | 0 | 0 |
| | | | Theft From Motor Vehicle | 8 | 0 | 0 | 0 |
| | | | Theft of Motor Vehicle Parts | 4 | 0 | 0 | 0 |
| | | | Theft - All Other Larceny | 26 | 1 | 1 | 0 |
| | | | Motor Vehicle Theft | 3 | 0 | 0 | 0 |
| | | | Stolen Property Offenses | 0 | 0 | 0 | 0 |
| Group B Arrests | | | | | | | |
| Offense | Adult | Juvenile | | | | | |
| Bad Checks | 0 | 0 | | | | | |
| Curfew/Vagrancy | 0 | 0 | | | | | |
| Disorderly Conduct | 5 | 0 | | | | | |
| DUI | 0 | 0 | | | | | |
| Drunkenness | 3 | 0 | | | | | |
| Family-Non Violent | 0 | 0 | | | | | |
| Liquor Law Violations | 10 | 0 | | | | | |
| Peeping Tom | 0 | 0 | | | | | |
| Runaway | 0 | 0 | | | | | |
| Trespass | 2 | 0 | | | | | |
| All Other Offenses | 1 | 0 | | | | | |
| Total Group B | 21 | 0 | | | | | |

(*) Offenses are counted using the FBI Units of Count for Crime

(**) The 'Arrests' column shows arrests made for incidents during the selected period, regardless of arrest date. Arrest counts for the same period may change over time.

This report is valid as of May 06, 2019 and is subject to change

Tennessee Technological University - NIBRS Agency Crime Overview - 2018

| Crimes Against Society | | | | |
|------------------------------------|------------|-----------|-----------|----------|
| Animal Cruelty | 0 | 0 | 0 | 0 |
| Drug/Narcotic Violations | 12 | 11 | 18 | 0 |
| Drug/Narcotic Equipment Violations | 7 | 6 | 1 | 0 |
| Gambling - Betting/Wagering | 0 | 0 | 0 | 0 |
| Gambling - Operating/Promoting | 0 | 0 | 0 | 0 |
| Gambling - Equipment Violations | 0 | 0 | 0 | 0 |
| Gambling - Sports Tampering | 0 | 0 | 0 | 0 |
| Pornography/Obscene Material | 0 | 0 | 0 | 0 |
| Prostitution | 0 | 0 | 0 | 0 |
| Prostitution Assisting/Promoting | 0 | 0 | 0 | 0 |
| Purchasing Prostitution | 0 | 0 | 0 | 0 |
| Weapon Law Violations | 0 | 0 | 0 | 0 |
| Total Group A Offenses | 110 | 33 | 36 | 0 |

(*) Offenses are counted using the FBI Units of Count for Crime

(**) The 'Arrests' column shows arrests made for incidents during the selected period, regardless of arrest date. Arrest counts for the same period may change over time.

University of Memphis - NIBRS Agency Crime Overview - 2018

| 2017 Population Estimate | 22,531 | Offenses (*) | | Arrests (**) | | | |
|---------------------------------------|-----------------|----------------------------------|-----------------------------------|--------------|----------|---|---|
| | | Reported | Cleared | Adult | Juvenile | | |
| Offense Overview | | Group A Offenses | | | | | |
| Crimes Against Persons | | Crimes Against Persons | | | | | |
| Offense Total | 258 | Murder | 0 | 0 | 0 | 0 | |
| Number Cleared | 88 | Negligent Manslaughter | 0 | 0 | 0 | 0 | |
| Percent Cleared | 34.11 % | Negligent Vehicular Manslaughter | 0 | 0 | 0 | 0 | |
| Group A Crimes per 100,000 population | 1,145.1 | Kidnapping/Abduction | 0 | 0 | 0 | 0 | |
| | | Forcible Rape | 1 | 0 | 0 | 0 | |
| | | Forcible Sodomy | 0 | 0 | 0 | 0 | |
| | | Sexual Assault W/Object | 0 | 0 | 0 | 0 | |
| Arrest Overview | | Forcible Fondling | 5 | 4 | 2 | 0 | |
| Total Arrests | 102 | Incest | 0 | 0 | 0 | 0 | |
| Adult Arrests | 91 | Statutory Rape | 0 | 0 | 0 | 0 | |
| Juvenile Arrests | 11 | Aggravated Assault | 5 | 5 | 1 | 1 | |
| Unknown Age | 0 | Simple Assault | 22 | 17 | 14 | 0 | |
| Arrests per 100,000 population | 452.7 | Intimidation | 14 | 7 | 6 | 3 | |
| | | Stalking | 0 | 0 | 0 | 0 | |
| | | Commercial Sex Acts | 0 | 0 | 0 | 0 | |
| Average number offenses/incident | 1.09 | Involuntary Servitude | 0 | 0 | 0 | 0 | |
| Domestic Violence Victims | | Crimes Against Property | | | | | |
| Offense | Reported | Cleared | Crimes Against Property | | | | |
| Murder | 0 | 0 | Arson | 0 | 0 | 0 | 0 |
| Aggravated Assault | 0 | 0 | Bribery | 0 | 0 | 0 | 0 |
| Simple Assault | 7 | 6 | Burglary | 17 | 4 | 4 | 0 |
| Intimidation | 0 | 0 | Counterfeiting/Forgery | 2 | 0 | 0 | 0 |
| Stalking | 0 | 0 | Destruction/Damage/Vandalism | 40 | 11 | 7 | 0 |
| Forcible Rape | 0 | 0 | Embezzlement | 1 | 1 | 2 | 0 |
| Forcible Sodomy | 0 | 0 | Extortion/Blackmail | 1 | 0 | 0 | 0 |
| Sexual Assault W/Object | 0 | 0 | Fraud - False Pretenses | 2 | 1 | 1 | 0 |
| Forcible Fondling | 0 | 0 | Fraud - Credit Card/ATM | 13 | 5 | 3 | 0 |
| Incest | 0 | 0 | Fraud - Impersonation | 0 | 0 | 0 | 0 |
| Statutory Rape | 0 | 0 | Fraud - Welfare | 0 | 0 | 0 | 0 |
| Kidnapping/Abduction | 0 | 0 | Fraud - Wire | 0 | 0 | 0 | 0 |
| Commercial Sex Acts | 0 | 0 | Fraud - Identity Theft | 0 | 0 | 0 | 0 |
| Involuntary Servitude | 0 | 0 | Fraud - Computer Hacking/Invasion | 0 | 0 | 0 | 0 |
| Total | 7 | 6 | Robbery | 2 | 0 | 0 | 0 |
| | | | Theft - Pocket-picking | 0 | 0 | 0 | 0 |
| Group B Arrests | | | Theft - Purse Snatching | 0 | 0 | 0 | 0 |
| Offense | Adult | Juvenile | Theft - Shoplifting | 7 | 5 | 5 | 0 |
| Bad Checks | 0 | 0 | Theft From Building | 43 | 5 | 4 | 1 |
| Curfew/Vagrancy | 0 | 0 | Theft From Coin Machine | 7 | 2 | 4 | 0 |
| Disorderly Conduct | 1 | 0 | Theft From Motor Vehicle | 24 | 4 | 4 | 0 |
| DUI | 0 | 0 | Theft of Motor Vehicle Parts | 10 | 0 | 0 | 0 |
| Drunkenness | 0 | 0 | Theft - All Other Larceny | 16 | 0 | 0 | 0 |
| Family-Non Violent | 0 | 0 | Motor Vehicle Theft | 14 | 5 | 4 | 6 |
| Liquor Law Violations | 0 | 0 | Stolen Property Offenses | 0 | 0 | 0 | 0 |
| Peeping Tom | 0 | 0 | | | | | |
| Runaway | 0 | 0 | | | | | |
| Trespass | 14 | 0 | | | | | |
| All Other Offenses | 2 | 0 | | | | | |
| Total Group B | 17 | 0 | | | | | |

(*) Offenses are counted using the FBI Units of Count for Crime

(**) The 'Arrests' column shows arrests made for incidents during the selected period, regardless of arrest date. Arrest counts for the same period may change over time.

This report is valid as of May 06, 2019 and is subject to change

University of Memphis - NIBRS Agency Crime Overview - 2018

| Crimes Against Society | | | | |
|------------------------------------|------------|-----------|-----------|-----------|
| Animal Cruelty | 0 | 0 | 0 | 0 |
| Drug/Narcotic Violations | 6 | 6 | 9 | 0 |
| Drug/Narcotic Equipment Violations | 5 | 5 | 3 | 0 |
| Gambling - Betting/Wagering | 0 | 0 | 0 | 0 |
| Gambling - Operating/Promoting | 0 | 0 | 0 | 0 |
| Gambling - Equipment Violations | 0 | 0 | 0 | 0 |
| Gambling - Sports Tampering | 0 | 0 | 0 | 0 |
| Pornography/Obscene Material | 0 | 0 | 0 | 0 |
| Prostitution | 0 | 0 | 0 | 0 |
| Prostitution Assisting/Promoting | 0 | 0 | 0 | 0 |
| Purchasing Prostitution | 0 | 0 | 0 | 0 |
| Weapon Law Violations | 1 | 1 | 1 | 0 |
| Total Group A Offenses | 258 | 88 | 74 | 11 |

(*) Offenses are counted using the FBI Units of Count for Crime

(**) The 'Arrests' column shows arrests made for incidents during the selected period, regardless of arrest date. Arrest counts for the same period may change over time.

University of Tennessee at Chattanooga - NIBRS Agency Crime Overview - 2018

| 2017 Population Estimate | | 13,221 | | Offenses (*) | | Arrests (**) | |
|---------------------------------------|-----------|----------------------------------|-----------------------------------|-------------------------|---------|--------------|----------|
| Offense Overview | | Crimes Against Persons | | Reported | Cleared | Adult | Juvenile |
| Offense Total | 303 | Murder | | 0 | 0 | 0 | 0 |
| Number Cleared | 127 | Negligent Manslaughter | | 0 | 0 | 0 | 0 |
| Percent Cleared | 41.91 % | Negligent Vehicular Manslaughter | | 0 | 0 | 0 | 0 |
| Group A Crimes per 100,000 population | 2,291.8 | Kidnapping/Abduction | | 0 | 0 | 0 | 0 |
| | | Forcible Rape | | 3 | 0 | 0 | 0 |
| | | Forcible Sodomy | | 0 | 0 | 0 | 0 |
| | | Sexual Assault W/Object | | 0 | 0 | 0 | 0 |
| | | Forcible Fondling | | 1 | 0 | 0 | 0 |
| | | Incest | | 0 | 0 | 0 | 0 |
| | | Statutory Rape | | 0 | 0 | 0 | 0 |
| | | Aggravated Assault | | 5 | 5 | 1 | 0 |
| | | Simple Assault | | 9 | 4 | 6 | 0 |
| | | Intimidation | | 4 | 0 | 0 | 0 |
| | | Stalking | | 8 | 0 | 0 | 0 |
| | | Commercial Sex Acts | | 0 | 0 | 0 | 0 |
| | | Involuntary Servitude | | 0 | 0 | 0 | 0 |
| | | Average number offenses/incident | 1.30 | | | | |
| Domestic Violence Victims | | | | Crimes Against Property | | | |
| Offense | Reported | Cleared | | | | | |
| Murder | 0 | 0 | Arson | 0 | 0 | 0 | 0 |
| Aggravated Assault | 0 | 0 | Bribery | 0 | 0 | 0 | 0 |
| Simple Assault | 3 | 2 | Burglary | 28 | 2 | 1 | 0 |
| Intimidation | 0 | 0 | Counterfeiting/Forgery | 0 | 0 | 0 | 0 |
| Stalking | 1 | 0 | Destruction/Damage/Vandalism | 39 | 4 | 1 | 0 |
| Forcible Rape | 0 | 0 | Embezzlement | 0 | 0 | 0 | 0 |
| Forcible Sodomy | 0 | 0 | Extortion/Blackmail | 1 | 0 | 0 | 0 |
| Sexual Assault W/Object | 0 | 0 | Fraud - False Pretenses | 2 | 0 | 0 | 0 |
| Forcible Fondling | 0 | 0 | Fraud - Credit Card/ATM | 1 | 0 | 0 | 0 |
| Incest | 0 | 0 | Fraud - Impersonation | 2 | 1 | 0 | 0 |
| Statutory Rape | 0 | 0 | Fraud - Welfare | 0 | 0 | 0 | 0 |
| Kidnapping/Abduction | 0 | 0 | Fraud - Wire | 0 | 0 | 0 | 0 |
| Commercial Sex Acts | 0 | 0 | Fraud - Identity Theft | 0 | 0 | 0 | 0 |
| Involuntary Servitude | 0 | 0 | Fraud - Computer Hacking/Invasion | 0 | 0 | 0 | 0 |
| Total | 4 | 2 | Robbery | 0 | 0 | 1 | 0 |
| | | | Theft - Pocket-picking | 0 | 0 | 0 | 0 |
| | | | Theft - Purse Snatching | 0 | 0 | 0 | 0 |
| | | | Theft - Shoplifting | 0 | 0 | 0 | 0 |
| | | | Theft From Building | 16 | 0 | 0 | 0 |
| | | | Theft From Coin Machine | 9 | 1 | 0 | 0 |
| | | | Theft From Motor Vehicle | 17 | 0 | 0 | 0 |
| | | | Theft of Motor Vehicle Parts | 2 | 0 | 0 | 0 |
| | | | Theft - All Other Larceny | 40 | 3 | 3 | 0 |
| | | | Motor Vehicle Theft | 9 | 0 | 0 | 0 |
| | | | Stolen Property Offenses | 0 | 0 | 0 | 0 |
| Group B Arrests | | | | | | | |
| Offense | Adult | Juvenile | | | | | |
| Bad Checks | 0 | 0 | | | | | |
| Curfew/Vagrancy | 0 | 0 | | | | | |
| Disorderly Conduct | 0 | 0 | | | | | |
| DUI | 3 | 0 | | | | | |
| Drunkenness | 17 | 0 | | | | | |
| Family-Non Violent | 0 | 0 | | | | | |
| Liquor Law Violations | 43 | 1 | | | | | |
| Peeping Tom | 0 | 0 | | | | | |
| Runaway | 0 | 0 | | | | | |
| Trespass | 3 | 0 | | | | | |
| All Other Offenses | 13 | 1 | | | | | |
| Total Group B | 79 | 2 | | | | | |

(*) Offenses are counted using the FBI Units of Count for Crime

(**) The 'Arrests' column shows arrests made for incidents during the selected period, regardless of arrest date. Arrest counts for the same period may change over time.

This report is valid as of May 06, 2019 and is subject to change

University of Tennessee at Chattanooga - NIBRS Agency Crime Overview - 2018

| Crimes Against Society | | | | |
|------------------------------------|------------|------------|------------|----------|
| Animal Cruelty | 0 | 0 | 0 | 0 |
| Drug/Narcotic Violations | 56 | 56 | 77 | 2 |
| Drug/Narcotic Equipment Violations | 49 | 49 | 25 | 0 |
| Gambling - Betting/Wagering | 0 | 0 | 0 | 0 |
| Gambling - Operating/Promoting | 0 | 0 | 0 | 0 |
| Gambling - Equipment Violations | 0 | 0 | 0 | 0 |
| Gambling - Sports Tampering | 0 | 0 | 0 | 0 |
| Pornography/Obscene Material | 0 | 0 | 0 | 0 |
| Prostitution | 0 | 0 | 0 | 0 |
| Prostitution Assisting/Promoting | 0 | 0 | 0 | 0 |
| Purchasing Prostitution | 0 | 0 | 0 | 0 |
| Weapon Law Violations | 2 | 2 | 2 | 0 |
| Total Group A Offenses | 303 | 127 | 117 | 2 |

(*) Offenses are counted using the FBI Units of Count for Crime

(**) The 'Arrests' column shows arrests made for incidents during the selected period, regardless of arrest date. Arrest counts for the same period may change over time.

University of Tennessee at Knoxville - NIBRS Agency Crime Overview - 2018

| 2017 Population Estimate | 35,527 | Offenses (*) | | Arrests (**) | | | |
|---------------------------------------|-----------------|----------------------------------|-----------------------------------|--------------|----------|----|---|
| | | Reported | Cleared | Adult | Juvenile | | |
| Offense Overview | | Group A Offenses | | | | | |
| Crimes Against Persons | | Crimes Against Persons | | | | | |
| Offense Total | 468 | Murder | 0 | 0 | 0 | 0 | |
| Number Cleared | 255 | Negligent Manslaughter | 0 | 0 | 0 | 0 | |
| Percent Cleared | 54.49 % | Negligent Vehicular Manslaughter | 0 | 0 | 0 | 0 | |
| Group A Crimes per 100,000 population | 1,317.3 | Kidnapping/Abduction | 1 | 1 | 1 | 0 | |
| | | Forcible Rape | 2 | 1 | 0 | 0 | |
| | | Forcible Sodomy | 1 | 1 | 0 | 0 | |
| | | Sexual Assault W/Object | 0 | 0 | 0 | 0 | |
| | | Forcible Fondling | 0 | 0 | 0 | 0 | |
| Arrest Overview | | Incest | 0 | 0 | 0 | 0 | |
| Total Arrests | 364 | Statutory Rape | 0 | 0 | 0 | 0 | |
| Adult Arrests | 352 | Aggravated Assault | 1 | 1 | 1 | 0 | |
| Juvenile Arrests | 12 | Simple Assault | 17 | 14 | 8 | 0 | |
| Unknown Age | 0 | Intimidation | 4 | 1 | 1 | 0 | |
| Arrests per 100,000 population | 1,024.6 | Stalking | 5 | 3 | 1 | 0 | |
| | | Commercial Sex Acts | 0 | 0 | 0 | 0 | |
| Average number offenses/incident | 1.22 | Involuntary Servitude | 0 | 0 | 0 | 0 | |
| Domestic Violence Victims | | Crimes Against Property | | | | | |
| Offense | Reported | Cleared | Crimes Against Property | | | | |
| Murder | 0 | 0 | Arson | 0 | 0 | 0 | 0 |
| Aggravated Assault | 0 | 0 | Bribery | 0 | 0 | 0 | 0 |
| Simple Assault | 7 | 7 | Burglary | 12 | 4 | 8 | 0 |
| Intimidation | 0 | 0 | Counterfeiting/Forgery | 2 | 1 | 1 | 0 |
| Stalking | 1 | 1 | Destruction/Damage/Vandalism | 46 | 14 | 15 | 0 |
| Forcible Rape | 0 | 0 | Embezzlement | 0 | 0 | 0 | 0 |
| Forcible Sodomy | 0 | 0 | Extortion/Blackmail | 5 | 1 | 0 | 0 |
| Sexual Assault W/Object | 0 | 0 | Fraud - False Pretenses | 1 | 0 | 0 | 0 |
| Forcible Fondling | 0 | 0 | Fraud - Credit Card/ATM | 4 | 3 | 2 | 0 |
| Incest | 0 | 0 | Fraud - Impersonation | 1 | 1 | 0 | 0 |
| Statutory Rape | 0 | 0 | Fraud - Welfare | 0 | 0 | 0 | 0 |
| Kidnapping/Abduction | 1 | 1 | Fraud - Wire | 0 | 0 | 0 | 0 |
| Commercial Sex Acts | 0 | 0 | Fraud - Identity Theft | 0 | 0 | 0 | 0 |
| Involuntary Servitude | 0 | 0 | Fraud - Computer Hacking/Invasion | 0 | 0 | 0 | 0 |
| Total | 9 | 9 | Robbery | 2 | 1 | 3 | 0 |
| | | | Theft - Pocket-picking | 0 | 0 | 0 | 0 |
| | | | Theft - Purse Snatching | 0 | 0 | 0 | 0 |
| | | | Theft - Shoplifting | 9 | 8 | 7 | 0 |
| Group B Arrests | | | Theft From Building | 61 | 11 | 6 | 0 |
| Offense | Adult | Juvenile | Theft From Coin Machine | 1 | 0 | 0 | 0 |
| Bad Checks | 0 | 0 | Theft From Motor Vehicle | 41 | 4 | 2 | 1 |
| Curfew/Vagrancy | 0 | 5 | Theft of Motor Vehicle Parts | 8 | 1 | 1 | 0 |
| Disorderly Conduct | 7 | 0 | Theft - All Other Larceny | 59 | 13 | 17 | 0 |
| DUI | 34 | 1 | Motor Vehicle Theft | 20 | 9 | 8 | 1 |
| Drunkenness | 69 | 0 | Stolen Property Offenses | 3 | 3 | 1 | 0 |
| Family-Non Violent | 0 | 0 | | | | | |
| Liquor Law Violations | 28 | 0 | | | | | |
| Peeping Tom | 0 | 0 | | | | | |
| Runaway | 0 | 0 | | | | | |
| Trespass | 10 | 0 | | | | | |
| All Other Offenses | 16 | 0 | | | | | |
| Total Group B | 164 | 6 | | | | | |

(*) Offenses are counted using the FBI Units of Count for Crime

(**) The 'Arrests' column shows arrests made for incidents during the selected period, regardless of arrest date. Arrest counts for the same period may change over time.

This report is valid as of May 06, 2019 and is subject to change

University of Tennessee at Knoxville - NIBRS Agency Crime Overview - 2018

| Crimes Against Society | | | | |
|------------------------------------|------------|------------|------------|----------|
| Animal Cruelty | 0 | 0 | 0 | 0 |
| Drug/Narcotic Violations | 92 | 90 | 91 | 4 |
| Drug/Narcotic Equipment Violations | 61 | 61 | 12 | 0 |
| Gambling - Betting/Wagering | 0 | 0 | 0 | 0 |
| Gambling - Operating/Promoting | 0 | 0 | 0 | 0 |
| Gambling - Equipment Violations | 0 | 0 | 0 | 0 |
| Gambling - Sports Tampering | 0 | 0 | 0 | 0 |
| Pornography/Obscene Material | 1 | 0 | 0 | 0 |
| Prostitution | 0 | 0 | 0 | 0 |
| Prostitution Assisting/Promoting | 0 | 0 | 0 | 0 |
| Purchasing Prostitution | 0 | 0 | 0 | 0 |
| Weapon Law Violations | 8 | 8 | 2 | 0 |
| Total Group A Offenses | 468 | 255 | 188 | 6 |

(*) Offenses are counted using the FBI Units of Count for Crime

(**) The 'Arrests' column shows arrests made for incidents during the selected period, regardless of arrest date. Arrest counts for the same period may change over time.

University of Tennessee at Martin - NIBRS Agency Crime Overview - 2018

| 2017 Population Estimate | | 8,095 | | Offenses (*) | | Arrests (**) | |
|---------------------------------------|-----------------|-----------------------------------|-----------------------|--------------------------------|-----------|--------------|----------|
| | | | | Reported | Cleared | Adult | Juvenile |
| Offense Overview | | | | Group A Offenses | | | |
| | | | | Crimes Against Persons | | | |
| Offense Total | 61 | Murder | 0 | 0 | 0 | 0 | |
| Number Cleared | 34 | Negligent Manslaughter | 0 | 0 | 0 | 0 | |
| Percent Cleared | 55.74 % | Negligent Vehicular Manslaughter | 0 | 0 | 0 | 0 | |
| Group A Crimes per 100,000 population | 753.6 | Kidnapping/Abduction | 0 | 0 | 0 | 0 | |
| | | Forcible Rape | 2 | 2 | 2 | 0 | |
| | | Forcible Sodomy | 0 | 0 | 0 | 0 | |
| | | Sexual Assault W/Object | 0 | 0 | 0 | 0 | |
| | | Forcible Fondling | 1 | 1 | 1 | 0 | |
| | | Incest | 0 | 0 | 0 | 0 | |
| | | Statutory Rape | 0 | 0 | 0 | 0 | |
| | | Aggravated Assault | 0 | 0 | 0 | 0 | |
| | | Simple Assault | 4 | 4 | 4 | 0 | |
| | | Intimidation | 3 | 3 | 3 | 0 | |
| | | Stalking | 0 | 0 | 0 | 0 | |
| | | Commercial Sex Acts | 0 | 0 | 0 | 0 | |
| | | Involuntary Servitude | 0 | 0 | 0 | 0 | |
| Arrest Overview | | | | Crimes Against Property | | | |
| | | | | Arson | | | |
| Total Arrests | 60 | Bribery | | 0 | 0 | 0 | 0 |
| Adult Arrests | 59 | Burglary | | 1 | 0 | 0 | 0 |
| Juvenile Arrests | 1 | Counterfeiting/Forgery | | 0 | 0 | 0 | 0 |
| Unknown Age | 0 | Destruction/Damage/Vandalism | | 6 | 1 | 1 | 0 |
| Arrests per 100,000 population | 741.2 | Embezzlement | | 0 | 0 | 0 | 0 |
| | | Extortion/Blackmail | | 0 | 0 | 0 | 0 |
| | | Fraud - False Pretenses | | 0 | 0 | 0 | 0 |
| | | Fraud - Credit Card/ATM | | 0 | 0 | 0 | 0 |
| | | Fraud - Impersonation | | 0 | 0 | 0 | 0 |
| | | Fraud - Welfare | | 0 | 0 | 0 | 0 |
| | | Fraud - Wire | | 0 | 0 | 0 | 0 |
| | | Fraud - Identity Theft | | 0 | 0 | 0 | 0 |
| | | Fraud - Computer Hacking/Invasion | | 0 | 0 | 0 | 0 |
| | | Robbery | | 0 | 0 | 0 | 0 |
| | | Theft - Pocket-picking | | 0 | 0 | 0 | 0 |
| | | Theft - Purse Snatching | | 0 | 0 | 0 | 0 |
| | | Theft - Shoplifting | | 3 | 3 | 3 | 0 |
| | | Theft From Building | | 11 | 1 | 1 | 0 |
| | | Theft From Coin Machine | | 0 | 0 | 0 | 0 |
| | | Theft From Motor Vehicle | | 7 | 2 | 2 | 0 |
| | | Theft of Motor Vehicle Parts | | 0 | 0 | 0 | 0 |
| | | Theft - All Other Larceny | | 6 | 0 | 0 | 0 |
| | | Motor Vehicle Theft | | 0 | 0 | 0 | 0 |
| | | Stolen Property Offenses | | 0 | 0 | 0 | 0 |
| Domestic Violence Victims | | | | Group B Arrests | | | |
| | | | | Theft From Building | | | |
| Offense | Reported | Cleared | | | | | |
| Murder | 0 | 0 | Bad Checks | | 0 | | 0 |
| Aggravated Assault | 0 | 0 | Curfew/Vagrancy | | 0 | | 0 |
| Simple Assault | 2 | 2 | Disorderly Conduct | | 0 | | 0 |
| Intimidation | 1 | 1 | DUI | | 0 | | 0 |
| Stalking | 0 | 0 | Drunkenness | | 2 | | 0 |
| Forcible Rape | 0 | 0 | Family-Non Violent | | 1 | | 0 |
| Forcible Sodomy | 0 | 0 | Liquor Law Violations | | 18 | | 1 |
| Sexual Assault W/Object | 0 | 0 | Peeping Tom | | 0 | | 0 |
| Forcible Fondling | 0 | 0 | Runaway | | 0 | | 0 |
| Incest | 0 | 0 | Trespass | | 0 | | 0 |
| Statutory Rape | 0 | 0 | All Other Offenses | | 4 | | 0 |
| Kidnapping/Abduction | 0 | 0 | Total Group B | | 25 | | 1 |
| Commercial Sex Acts | 0 | 0 | | | | | |
| Involuntary Servitude | 0 | 0 | | | | | |
| Total | 3 | 3 | | | | | |

(*) Offenses are counted using the FBI Units of Count for Crime

(**) The 'Arrests' column shows arrests made for incidents during the selected period, regardless of arrest date. Arrest counts for the same period may change over time.

This report is valid as of May 06, 2019 and is subject to change

University of Tennessee at Martin - NIBRS Agency Crime Overview - 2018

| Crimes Against Society | | | | |
|------------------------------------|-----------|-----------|-----------|----------|
| Animal Cruelty | 0 | 0 | 0 | 0 |
| Drug/Narcotic Violations | 12 | 12 | 13 | 0 |
| Drug/Narcotic Equipment Violations | 5 | 5 | 4 | 0 |
| Gambling - Betting/Wagering | 0 | 0 | 0 | 0 |
| Gambling - Operating/Promoting | 0 | 0 | 0 | 0 |
| Gambling - Equipment Violations | 0 | 0 | 0 | 0 |
| Gambling - Sports Tampering | 0 | 0 | 0 | 0 |
| Pornography/Obscene Material | 0 | 0 | 0 | 0 |
| Prostitution | 0 | 0 | 0 | 0 |
| Prostitution Assisting/Promoting | 0 | 0 | 0 | 0 |
| Purchasing Prostitution | 0 | 0 | 0 | 0 |
| Weapon Law Violations | 0 | 0 | 0 | 0 |
| Total Group A Offenses | 61 | 34 | 34 | 0 |

(*) Offenses are counted using the FBI Units of Count for Crime

(**) The 'Arrests' column shows arrests made for incidents during the selected period, regardless of arrest date. Arrest counts for the same period may change over time.

University of Tennessee Health Sciences Center - NIBRS Agency Crime Overview - 2018

| 2017 Population Estimate | | 8,483 | | Offenses (*) | | Arrests (**) | |
|---------------------------------------|----------|-----------------------------------|----------|--------------------------------|---------|--------------|----------|
| | | | | Reported | Cleared | Adult | Juvenile |
| Offense Overview | | | | Group A Offenses | | | |
| | | | | Crimes Against Persons | | | |
| Offense Total | 43 | Murder | 0 | 0 | 0 | 0 | |
| Number Cleared | 13 | Negligent Manslaughter | 0 | 0 | 0 | 0 | |
| Percent Cleared | 30.23 % | Negligent Vehicular Manslaughter | 0 | 0 | 0 | 0 | |
| Group A Crimes per 100,000 population | 506.9 | Kidnapping/Abduction | 0 | 0 | 0 | 0 | |
| | | Forcible Rape | 0 | 0 | 0 | 0 | |
| | | Forcible Sodomy | 0 | 0 | 0 | 0 | |
| | | Sexual Assault W/Object | 0 | 0 | 0 | 0 | |
| | | Forcible Fondling | 0 | 0 | 0 | 0 | |
| | | Incest | 0 | 0 | 0 | 0 | |
| | | Statutory Rape | 0 | 0 | 0 | 0 | |
| | | Aggravated Assault | 0 | 0 | 0 | 0 | |
| | | Simple Assault | 3 | 3 | 3 | 0 | |
| | | Intimidation | 3 | 0 | 0 | 0 | |
| | | Stalking | 2 | 1 | 1 | 0 | |
| | | Commercial Sex Acts | 0 | 0 | 0 | 0 | |
| | | Involuntary Servitude | 0 | 0 | 0 | 0 | |
| Arrest Overview | | | | Crimes Against Property | | | |
| | | | | Arson | | | |
| Total Arrests | 23 | Bribery | 0 | 0 | 0 | 0 | |
| Adult Arrests | 22 | Burglary | 3 | 3 | 3 | 0 | |
| Juvenile Arrests | 1 | Counterfeiting/Forgery | 0 | 0 | 0 | 0 | |
| Unknown Age | 0 | Destruction/Damage/Vandalism | 5 | 1 | 1 | 0 | |
| Arrests per 100,000 population | 271.1 | Embezzlement | 0 | 0 | 0 | 0 | |
| | | Extortion/Blackmail | 0 | 0 | 0 | 0 | |
| | | Fraud - False Pretenses | 0 | 0 | 0 | 0 | |
| | | Fraud - Credit Card/ATM | 1 | 0 | 0 | 0 | |
| | | Fraud - Impersonation | 0 | 0 | 0 | 0 | |
| | | Fraud - Welfare | 0 | 0 | 0 | 0 | |
| | | Fraud - Wire | 0 | 0 | 0 | 0 | |
| | | Fraud - Identity Theft | 0 | 0 | 0 | 0 | |
| | | Fraud - Computer Hacking/Invasion | 0 | 0 | 0 | 0 | |
| | | Robbery | 0 | 0 | 0 | 0 | |
| | | Theft - Pocket-picking | 0 | 0 | 0 | 0 | |
| | | Theft - Purse Snatching | 0 | 0 | 0 | 0 | |
| | | Theft - Shoplifting | 0 | 0 | 0 | 0 | |
| | | Theft From Building | 9 | 2 | 2 | 0 | |
| | | Theft From Coin Machine | 2 | 2 | 3 | 0 | |
| | | Theft From Motor Vehicle | 12 | 1 | 1 | 1 | |
| | | Theft of Motor Vehicle Parts | 1 | 0 | 0 | 0 | |
| | | Theft - All Other Larceny | 2 | 0 | 0 | 0 | |
| | | Motor Vehicle Theft | 0 | 0 | 0 | 0 | |
| | | Stolen Property Offenses | 0 | 0 | 0 | 0 | |
| Domestic Violence Victims | | | | | | | |
| | | Reported | Cleared | | | | |
| Offense | | | | | | | |
| Murder | 0 | 0 | | | | | |
| Aggravated Assault | 0 | 0 | | | | | |
| Simple Assault | 1 | 1 | | | | | |
| Intimidation | 0 | 0 | | | | | |
| Stalking | 1 | 1 | | | | | |
| Forcible Rape | 0 | 0 | | | | | |
| Forcible Sodomy | 0 | 0 | | | | | |
| Sexual Assault W/Object | 0 | 0 | | | | | |
| Forcible Fondling | 0 | 0 | | | | | |
| Incest | 0 | 0 | | | | | |
| Statutory Rape | 0 | 0 | | | | | |
| Kidnapping/Abduction | 0 | 0 | | | | | |
| Commercial Sex Acts | 0 | 0 | | | | | |
| Involuntary Servitude | 0 | 0 | | | | | |
| Total | 2 | 2 | | | | | |
| Group B Arrests | | | | | | | |
| | | Adult | Juvenile | | | | |
| Offense | | | | | | | |
| Bad Checks | 0 | 0 | | | | | |
| Curfew/Vagrancy | 0 | 0 | | | | | |
| Disorderly Conduct | 0 | 0 | | | | | |
| DUI | 1 | 0 | | | | | |
| Drunkenness | 2 | 0 | | | | | |
| Family-Non Violent | 0 | 0 | | | | | |
| Liquor Law Violations | 0 | 0 | | | | | |
| Peeping Tom | 0 | 0 | | | | | |
| Runaway | 0 | 0 | | | | | |
| Trespass | 5 | 0 | | | | | |
| All Other Offenses | 0 | 0 | | | | | |
| Total Group B | 8 | 0 | | | | | |

(*) Offenses are counted using the FBI Units of Count for Crime

(**) The 'Arrests' column shows arrests made for incidents during the selected period, regardless of arrest date. Arrest counts for the same period may change over time.

This report is valid as of May 06, 2019 and is subject to change

University of Tennessee Health Sciences Center - NIBRS Agency Crime Overview - 2018

| Crimes Against Society | | | | |
|------------------------------------|-----------|-----------|-----------|----------|
| Animal Cruelty | 0 | 0 | 0 | 0 |
| Drug/Narcotic Violations | 0 | 0 | 0 | 0 |
| Drug/Narcotic Equipment Violations | 0 | 0 | 0 | 0 |
| Gambling - Betting/Wagering | 0 | 0 | 0 | 0 |
| Gambling - Operating/Promoting | 0 | 0 | 0 | 0 |
| Gambling - Equipment Violations | 0 | 0 | 0 | 0 |
| Gambling - Sports Tampering | 0 | 0 | 0 | 0 |
| Pornography/Obscene Material | 0 | 0 | 0 | 0 |
| Prostitution | 0 | 0 | 0 | 0 |
| Prostitution Assisting/Promoting | 0 | 0 | 0 | 0 |
| Purchasing Prostitution | 0 | 0 | 0 | 0 |
| Weapon Law Violations | 0 | 0 | 0 | 0 |
| Total Group A Offenses | 43 | 13 | 14 | 1 |

(*) Offenses are counted using the FBI Units of Count for Crime

(**) The 'Arrests' column shows arrests made for incidents during the selected period, regardless of arrest date. Arrest counts for the same period may change over time.

University of the South - NIBRS Agency Crime Overview - 2018

| 2017 Population Estimate | 2,773 | Offenses (*) | | Arrests (**) | | | |
|---------------------------------------|-----------------|----------------------------------|-----------------------------------|--------------|----------|---|---|
| | | Reported | Cleared | Adult | Juvenile | | |
| Offense Overview | | Group A Offenses | | | | | |
| Crimes Against Persons | | Crimes Against Persons | | | | | |
| Offense Total | 299 | Murder | 0 | 0 | 0 | 0 | |
| Number Cleared | 104 | Negligent Manslaughter | 0 | 0 | 0 | 0 | |
| Percent Cleared | 34.78 % | Negligent Vehicular Manslaughter | 0 | 0 | 0 | 0 | |
| Group A Crimes per 100,000 population | 10,782.5 | Kidnapping/Abduction | 0 | 0 | 0 | 0 | |
| | | Forcible Rape | 5 | 0 | 0 | 0 | |
| | | Forcible Sodomy | 0 | 0 | 0 | 0 | |
| | | Sexual Assault W/Object | 0 | 0 | 0 | 0 | |
| Arrest Overview | | Forcible Fondling | 0 | 0 | 0 | 0 | |
| Total Arrests | 339 | Incest | 0 | 0 | 0 | 0 | |
| Adult Arrests | 338 | Statutory Rape | 0 | 0 | 0 | 0 | |
| Juvenile Arrests | 1 | Aggravated Assault | 1 | 1 | 0 | 0 | |
| Unknown Age | 0 | Simple Assault | 14 | 6 | 3 | 0 | |
| Arrests per 100,000 population | 12,225.0 | Intimidation | 6 | 3 | 0 | 0 | |
| | | Stalking | 0 | 0 | 0 | 0 | |
| | | Commercial Sex Acts | 0 | 0 | 0 | 0 | |
| Average number offenses/incident | 1.40 | Involuntary Servitude | 0 | 0 | 0 | 0 | |
| Domestic Violence Victims | | Crimes Against Property | | | | | |
| Offense | Reported | Cleared | Crimes Against Property | | | | |
| Murder | 0 | 0 | Arson | 2 | 1 | 1 | 0 |
| Aggravated Assault | 0 | 0 | Bribery | 0 | 0 | 0 | 0 |
| Simple Assault | 1 | 1 | Burglary | 9 | 0 | 0 | 0 |
| Intimidation | 1 | 1 | Counterfeiting/Forgery | 6 | 1 | 1 | 0 |
| Stalking | 0 | 0 | Destruction/Damage/Vandalism | 31 | 3 | 1 | 0 |
| Forcible Rape | 0 | 0 | Embezzlement | 1 | 0 | 0 | 0 |
| Forcible Sodomy | 0 | 0 | Extortion/Blackmail | 0 | 0 | 0 | 0 |
| Sexual Assault W/Object | 0 | 0 | Fraud - False Pretenses | 6 | 1 | 0 | 0 |
| Forcible Fondling | 0 | 0 | Fraud - Credit Card/ATM | 1 | 0 | 0 | 0 |
| Incest | 0 | 0 | Fraud - Impersonation | 2 | 0 | 0 | 0 |
| Statutory Rape | 0 | 0 | Fraud - Welfare | 0 | 0 | 0 | 0 |
| Kidnapping/Abduction | 0 | 0 | Fraud - Wire | 4 | 0 | 0 | 0 |
| Commercial Sex Acts | 0 | 0 | Fraud - Identity Theft | 1 | 0 | 0 | 0 |
| Involuntary Servitude | 0 | 0 | Fraud - Computer Hacking/Invasion | 1 | 0 | 0 | 0 |
| Total | 2 | 2 | Robbery | 0 | 0 | 0 | 0 |
| Group B Arrests | | | Theft - Pocket-picking | 0 | 0 | 0 | 0 |
| Offense | Adult | Juvenile | Theft - Purse Snatching | 0 | 0 | 0 | 0 |
| Bad Checks | 0 | 0 | Theft - Shoplifting | 0 | 0 | 0 | 0 |
| Curfew/Vagrancy | 0 | 0 | Theft From Building | 15 | 0 | 0 | 0 |
| Disorderly Conduct | 8 | 0 | Theft From Coin Machine | 0 | 0 | 0 | 0 |
| DUI | 6 | 0 | Theft From Motor Vehicle | 4 | 0 | 0 | 0 |
| Drunkenness | 4 | 0 | Theft of Motor Vehicle Parts | 0 | 0 | 0 | 0 |
| Family-Non Violent | 0 | 0 | Theft - All Other Larceny | 22 | 1 | 0 | 0 |
| Liquor Law Violations | 230 | 1 | Motor Vehicle Theft | 1 | 0 | 0 | 0 |
| Peeping Tom | 0 | 0 | Stolen Property Offenses | 2 | 2 | 2 | 0 |
| Runaway | 0 | 0 | | | | | |
| Trespass | 0 | 0 | | | | | |
| All Other Offenses | 8 | 0 | | | | | |
| Total Group B | 256 | 1 | | | | | |

(*) Offenses are counted using the FBI Units of Count for Crime

(**) The 'Arrests' column shows arrests made for incidents during the selected period, regardless of arrest date. Arrest counts for the same period may change over time.

University of the South - NIBRS Agency Crime Overview - 2018

| Crimes Against Society | | | | |
|------------------------------------|------------|------------|-----------|----------|
| Animal Cruelty | 0 | 0 | 0 | 0 |
| Drug/Narcotic Violations | 68 | 37 | 42 | 0 |
| Drug/Narcotic Equipment Violations | 79 | 37 | 24 | 0 |
| Gambling - Betting/Wagering | 0 | 0 | 0 | 0 |
| Gambling - Operating/Promoting | 0 | 0 | 0 | 0 |
| Gambling - Equipment Violations | 0 | 0 | 0 | 0 |
| Gambling - Sports Tampering | 0 | 0 | 0 | 0 |
| Pornography/Obscene Material | 0 | 0 | 0 | 0 |
| Prostitution | 0 | 0 | 0 | 0 |
| Prostitution Assisting/Promoting | 0 | 0 | 0 | 0 |
| Purchasing Prostitution | 0 | 0 | 0 | 0 |
| Weapon Law Violations | 18 | 11 | 8 | 0 |
| Total Group A Offenses | 299 | 104 | 82 | 0 |

(*) Offenses are counted using the FBI Units of Count for Crime

(**) The 'Arrests' column shows arrests made for incidents during the selected period, regardless of arrest date. Arrest counts for the same period may change over time.

Vanderbilt University - NIBRS Agency Crime Overview - 2018

| 2017 Population Estimate | | 39,038 | | Offenses (*) | | Arrests (**) | |
|---------------------------------------|-----------------|----------------------------------|-----------------------------------|-------------------------------|---------|--------------|----------|
| | | | | Reported | Cleared | Adult | Juvenile |
| Offense Overview | | | | Crimes Against Persons | | | |
| Offense Total | 806 | Murder | 1 | 0 | 0 | 0 | |
| Number Cleared | 228 | Negligent Manslaughter | 0 | 0 | 0 | 0 | |
| Percent Cleared | 28.29 % | Negligent Vehicular Manslaughter | 0 | 0 | 0 | 0 | |
| Group A Crimes per 100,000 population | 2,064.7 | Kidnapping/Abduction | 2 | 1 | 0 | 0 | |
| | | Forcible Rape | 4 | 1 | 0 | 0 | |
| | | Forcible Sodomy | 3 | 1 | 0 | 0 | |
| | | Sexual Assault W/Object | 2 | 1 | 0 | 0 | |
| | | Forcible Fondling | 4 | 1 | 1 | 0 | |
| | | Incest | 0 | 0 | 0 | 0 | |
| Arrest Overview | | Statutory Rape | 0 | 0 | 0 | 0 | |
| Total Arrests | 439 | Aggravated Assault | 13 | 8 | 6 | 0 | |
| Adult Arrests | 433 | Simple Assault | 100 | 55 | 28 | 1 | |
| Juvenile Arrests | 6 | Intimidation | 48 | 16 | 1 | 0 | |
| Unknown Age | 0 | Stalking | 7 | 1 | 0 | 0 | |
| Arrests per 100,000 population | 1,124.5 | Commercial Sex Acts | 0 | 0 | 0 | 0 | |
| | | Involuntary Servitude | 0 | 0 | 0 | 0 | |
| Average number offenses/incident | 1.11 | Crimes Against Property | | | | | |
| Domestic Violence Victims | | Arson | 0 | 0 | 0 | 0 | |
| Offense | Reported | Cleared | Bribery | 0 | 0 | 0 | |
| Murder | 0 | 0 | Burglary | 13 | 5 | 4 | |
| Aggravated Assault | 1 | 1 | Counterfeiting/Forgery | 3 | 1 | 3 | |
| Simple Assault | 16 | 11 | Destruction/Damage/Vandalism | 45 | 7 | 2 | |
| Intimidation | 3 | 0 | Embezzlement | 11 | 8 | 6 | |
| Stalking | 1 | 1 | Extortion/Blackmail | 1 | 0 | 0 | |
| Forcible Rape | 0 | 0 | Fraud - False Pretenses | 12 | 3 | 3 | |
| Forcible Sodomy | 0 | 0 | Fraud - Credit Card/ATM | 6 | 2 | 2 | |
| Sexual Assault W/Object | 0 | 0 | Fraud - Impersonation | 6 | 0 | 0 | |
| Forcible Fondling | 0 | 0 | Fraud - Welfare | 0 | 0 | 0 | |
| Incest | 0 | 0 | Fraud - Wire | 5 | 0 | 0 | |
| Statutory Rape | 0 | 0 | Fraud - Identity Theft | 2 | 1 | 0 | |
| Kidnapping/Abduction | 0 | 0 | Fraud - Computer Hacking/Invasion | 0 | 0 | 0 | |
| Commercial Sex Acts | 0 | 0 | Robbery | 1 | 0 | 0 | |
| Involuntary Servitude | 0 | 0 | Theft - Pocket-picking | 1 | 0 | 0 | |
| Total | 21 | 13 | Theft - Purse Snatching | 0 | 0 | 0 | |
| Group B Arrests | | Theft - Shoplifting | 56 | 28 | 27 | 0 | |
| Offense | Adult | Juvenile | Theft From Building | 202 | 25 | 18 | |
| Bad Checks | 0 | 0 | Theft From Coin Machine | 0 | 0 | 0 | |
| Curfew/Vagrancy | 0 | 0 | Theft From Motor Vehicle | 37 | 1 | 1 | |
| Disorderly Conduct | 7 | 0 | Theft of Motor Vehicle Parts | 16 | 0 | 0 | |
| DUI | 6 | 0 | Theft - All Other Larceny | 47 | 1 | 0 | |
| Drunkenness | 15 | 0 | Motor Vehicle Theft | 9 | 1 | 0 | |
| Family-Non Violent | 3 | 0 | Stolen Property Offenses | 1 | 1 | 1 | |
| Liquor Law Violations | 194 | 4 | | | | | |
| Peeping Tom | 0 | 0 | | | | | |
| Runaway | 0 | 0 | | | | | |
| Trespass | 36 | 0 | | | | | |
| All Other Offenses | 9 | 0 | | | | | |
| Total Group B | 270 | 4 | | | | | |

(*) Offenses are counted using the FBI Units of Count for Crime

(**) The 'Arrests' column shows arrests made for incidents during the selected period, regardless of arrest date. Arrest counts for the same period may change over time.

This report is valid as of May 06, 2019 and is subject to change

Vanderbilt University - NIBRS Agency Crime Overview - 2018

| Crimes Against Society | | | | |
|------------------------------------|------------|------------|------------|----------|
| Animal Cruelty | 0 | 0 | 0 | 0 |
| Drug/Narcotic Violations | 97 | 38 | 55 | 0 |
| Drug/Narcotic Equipment Violations | 47 | 20 | 5 | 0 |
| Gambling - Betting/Wagering | 0 | 0 | 0 | 0 |
| Gambling - Operating/Promoting | 0 | 0 | 0 | 0 |
| Gambling - Equipment Violations | 0 | 0 | 0 | 0 |
| Gambling - Sports Tampering | 0 | 0 | 0 | 0 |
| Pornography/Obscene Material | 0 | 0 | 0 | 0 |
| Prostitution | 0 | 0 | 0 | 0 |
| Prostitution Assisting/Promoting | 0 | 0 | 0 | 0 |
| Purchasing Prostitution | 0 | 0 | 0 | 0 |
| Weapon Law Violations | 4 | 1 | 0 | 0 |
| Total Group A Offenses | 806 | 228 | 163 | 2 |

(*) Offenses are counted using the FBI Units of Count for Crime

(**) The 'Arrests' column shows arrests made for incidents during the selected period, regardless of arrest date. Arrest counts for the same period may change over time.

Volunteer State Community College - NIBRS Agency Crime Overview - 2018

| 2017 Population Estimate | 7,118 | Offenses (*) | | Arrests (**) | | | |
|---------------------------------------|-----------------|----------------------------------|-----------------------------------|--------------|----------|---|---|
| | | Reported | Cleared | Adult | Juvenile | | |
| Offense Overview | | Group A Offenses | | | | | |
| Crimes Against Persons | | Crimes Against Persons | | | | | |
| Offense Total | 17 | Murder | 0 | 0 | 0 | 0 | |
| Number Cleared | 6 | Negligent Manslaughter | 0 | 0 | 0 | 0 | |
| Percent Cleared | 35.29 % | Negligent Vehicular Manslaughter | 0 | 0 | 0 | 0 | |
| Group A Crimes per 100,000 population | 238.8 | Kidnapping/Abduction | 0 | 0 | 0 | 0 | |
| | | Forcible Rape | 0 | 0 | 0 | 0 | |
| | | Forcible Sodomy | 0 | 0 | 0 | 0 | |
| | | Sexual Assault W/Object | 0 | 0 | 0 | 0 | |
| | | Forcible Fondling | 0 | 0 | 0 | 0 | |
| Arrest Overview | | Incest | 0 | 0 | 0 | 0 | |
| Total Arrests | 7 | Statutory Rape | 0 | 0 | 0 | 0 | |
| Adult Arrests | 7 | Aggravated Assault | 0 | 0 | 0 | 0 | |
| Juvenile Arrests | 0 | Simple Assault | 0 | 0 | 0 | 0 | |
| Unknown Age | 0 | Intimidation | 0 | 0 | 0 | 0 | |
| Arrests per 100,000 population | 98.3 | Stalking | 0 | 0 | 0 | 0 | |
| | | Commercial Sex Acts | 0 | 0 | 0 | 0 | |
| Average number offenses/incident | 1.06 | Involuntary Servitude | 0 | 0 | 0 | 0 | |
| Domestic Violence Victims | | Crimes Against Property | | | | | |
| Offense | Reported | Cleared | Crimes Against Property | | | | |
| Murder | 0 | 0 | Arson | 0 | 0 | 0 | 0 |
| Aggravated Assault | 0 | 0 | Bribery | 0 | 0 | 0 | 0 |
| Simple Assault | 0 | 0 | Burglary | 0 | 0 | 0 | 0 |
| Intimidation | 0 | 0 | Counterfeiting/Forgery | 0 | 0 | 0 | 0 |
| Stalking | 0 | 0 | Destruction/Damage/Vandalism | 2 | 1 | 1 | 0 |
| Forcible Rape | 0 | 0 | Embezzlement | 0 | 0 | 0 | 0 |
| Forcible Sodomy | 0 | 0 | Extortion/Blackmail | 0 | 0 | 0 | 0 |
| Sexual Assault W/Object | 0 | 0 | Fraud - False Pretenses | 0 | 0 | 0 | 0 |
| Forcible Fondling | 0 | 0 | Fraud - Credit Card/ATM | 0 | 0 | 0 | 0 |
| Incest | 0 | 0 | Fraud - Impersonation | 0 | 0 | 0 | 0 |
| Statutory Rape | 0 | 0 | Fraud - Welfare | 0 | 0 | 0 | 0 |
| Kidnapping/Abduction | 0 | 0 | Fraud - Wire | 0 | 0 | 0 | 0 |
| Commercial Sex Acts | 0 | 0 | Fraud - Identity Theft | 0 | 0 | 0 | 0 |
| Involuntary Servitude | 0 | 0 | Fraud - Computer Hacking/Invasion | 0 | 0 | 0 | 0 |
| Total | 0 | 0 | Robbery | 0 | 0 | 0 | 0 |
| | | | Theft - Pocket-picking | 0 | 0 | 0 | 0 |
| | | | Theft - Purse Snatching | 0 | 0 | 0 | 0 |
| | | | Theft - Shoplifting | 5 | 2 | 2 | 0 |
| Group B Arrests | | | Theft From Building | 7 | 1 | 1 | 0 |
| Offense | Adult | Juvenile | Theft From Coin Machine | 0 | 0 | 0 | 0 |
| Bad Checks | 0 | 0 | Theft From Motor Vehicle | 1 | 0 | 0 | 0 |
| Curfew/Vagrancy | 0 | 0 | Theft of Motor Vehicle Parts | 0 | 0 | 0 | 0 |
| Disorderly Conduct | 0 | 0 | Theft - All Other Larceny | 0 | 0 | 0 | 0 |
| DUI | 0 | 0 | Motor Vehicle Theft | 0 | 0 | 0 | 0 |
| Drunkenness | 0 | 0 | Stolen Property Offenses | 0 | 0 | 0 | 0 |
| Family-Non Violent | 0 | 0 | | | | | |
| Liquor Law Violations | 0 | 0 | | | | | |
| Peeping Tom | 0 | 0 | | | | | |
| Runaway | 0 | 0 | | | | | |
| Trespass | 0 | 0 | | | | | |
| All Other Offenses | 2 | 0 | | | | | |
| Total Group B | 2 | 0 | | | | | |

(*) Offenses are counted using the FBI Units of Count for Crime

(**) The 'Arrests' column shows arrests made for incidents during the selected period, regardless of arrest date. Arrest counts for the same period may change over time.

This report is valid as of May 06, 2019 and is subject to change

Volunteer State Community College - NIBRS Agency Crime Overview - 2018

| Crimes Against Society | | | | |
|------------------------------------|-----------|----------|----------|----------|
| Animal Cruelty | 0 | 0 | 0 | 0 |
| Drug/Narcotic Violations | 1 | 1 | 1 | 0 |
| Drug/Narcotic Equipment Violations | 1 | 1 | 0 | 0 |
| Gambling - Betting/Wagering | 0 | 0 | 0 | 0 |
| Gambling - Operating/Promoting | 0 | 0 | 0 | 0 |
| Gambling - Equipment Violations | 0 | 0 | 0 | 0 |
| Gambling - Sports Tampering | 0 | 0 | 0 | 0 |
| Pornography/Obscene Material | 0 | 0 | 0 | 0 |
| Prostitution | 0 | 0 | 0 | 0 |
| Prostitution Assisting/Promoting | 0 | 0 | 0 | 0 |
| Purchasing Prostitution | 0 | 0 | 0 | 0 |
| Weapon Law Violations | 0 | 0 | 0 | 0 |
| Total Group A Offenses | 17 | 6 | 5 | 0 |

(*) Offenses are counted using the FBI Units of Count for Crime

(**) The 'Arrests' column shows arrests made for incidents during the selected period, regardless of arrest date. Arrest counts for the same period may change over time.

Walters State Community College - NIBRS Agency Crime Overview - 2018

| 2017 Population Estimate | | 5,729 | | Offenses (*) | | Arrests (**) | |
|---------------------------------------|-----------------|----------------------------------|-----------------------------------|--------------------------------|---------|--------------|----------|
| | | | | Reported | Cleared | Adult | Juvenile |
| Offense Overview | | | | Group A Offenses | | | |
| Crimes Against Persons | | | | Crimes Against Persons | | | |
| Offense Total | 11 | Murder | 0 | 0 | 0 | 0 | 0 |
| Number Cleared | 6 | Negligent Manslaughter | 0 | 0 | 0 | 0 | 0 |
| Percent Cleared | 54.55 % | Negligent Vehicular Manslaughter | 0 | 0 | 0 | 0 | 0 |
| Group A Crimes per 100,000 population | 192.0 | Kidnapping/Abduction | 0 | 0 | 0 | 0 | 0 |
| | | Forcible Rape | 0 | 0 | 0 | 0 | 0 |
| | | Forcible Sodomy | 0 | 0 | 0 | 0 | 0 |
| | | Sexual Assault W/Object | 0 | 0 | 0 | 0 | 0 |
| | | Forcible Fondling | 0 | 0 | 0 | 0 | 0 |
| Arrest Overview | | Incest | 0 | 0 | 0 | 0 | 0 |
| Total Arrests | 7 | Statutory Rape | 0 | 0 | 0 | 0 | 0 |
| Adult Arrests | 7 | Aggravated Assault | 2 | 1 | 0 | 0 | 0 |
| Juvenile Arrests | 0 | Simple Assault | 1 | 1 | 0 | 0 | 0 |
| Unknown Age | 0 | Intimidation | 0 | 0 | 0 | 0 | 0 |
| Arrests per 100,000 population | 122.2 | Stalking | 2 | 2 | 2 | 0 | 0 |
| | | Commercial Sex Acts | 0 | 0 | 0 | 0 | 0 |
| | | Involuntary Servitude | 0 | 0 | 0 | 0 | 0 |
| Average number offenses/incident | 1.00 | Crimes Against Property | | | | | |
| Domestic Violence Victims | | | | Crimes Against Property | | | |
| Offense | Reported | Cleared | | | | | |
| Murder | 0 | 0 | Arson | 0 | 0 | 0 | 0 |
| Aggravated Assault | 0 | 0 | Bribery | 0 | 0 | 0 | 0 |
| Simple Assault | 0 | 0 | Burglary | 1 | 1 | 0 | 0 |
| Intimidation | 0 | 0 | Counterfeiting/Forgery | 0 | 0 | 0 | 0 |
| Stalking | 0 | 0 | Destruction/Damage/Vandalism | 0 | 0 | 0 | 0 |
| Forcible Rape | 0 | 0 | Embezzlement | 0 | 0 | 0 | 0 |
| Forcible Sodomy | 0 | 0 | Extortion/Blackmail | 0 | 0 | 0 | 0 |
| Sexual Assault W/Object | 0 | 0 | Fraud - False Pretenses | 0 | 0 | 0 | 0 |
| Forcible Fondling | 0 | 0 | Fraud - Credit Card/ATM | 0 | 0 | 0 | 0 |
| Incest | 0 | 0 | Fraud - Impersonation | 0 | 0 | 0 | 0 |
| Statutory Rape | 0 | 0 | Fraud - Welfare | 0 | 0 | 0 | 0 |
| Kidnapping/Abduction | 0 | 0 | Fraud - Wire | 0 | 0 | 0 | 0 |
| Commercial Sex Acts | 0 | 0 | Fraud - Identity Theft | 0 | 0 | 0 | 0 |
| Involuntary Servitude | 0 | 0 | Fraud - Computer Hacking/Invasion | 1 | 0 | 0 | 0 |
| Total | 0 | 0 | Robbery | 0 | 0 | 0 | 0 |
| | | | Theft - Pocket-picking | 0 | 0 | 0 | 0 |
| | | | Theft - Purse Snatching | 0 | 0 | 0 | 0 |
| | | | Theft - Shoplifting | 0 | 0 | 0 | 0 |
| | | | Theft From Building | 2 | 0 | 0 | 0 |
| | | | Theft From Coin Machine | 0 | 0 | 0 | 0 |
| | | | Theft From Motor Vehicle | 0 | 0 | 0 | 0 |
| | | | Theft of Motor Vehicle Parts | 0 | 0 | 0 | 0 |
| | | | Theft - All Other Larceny | 1 | 0 | 0 | 0 |
| | | | Motor Vehicle Theft | 0 | 0 | 0 | 0 |
| | | | Stolen Property Offenses | 0 | 0 | 0 | 0 |
| Group B Arrests | | | | | | | |
| Offense | Adult | Juvenile | | | | | |
| Bad Checks | 0 | 0 | | | | | |
| Curfew/Vagrancy | 0 | 0 | | | | | |
| Disorderly Conduct | 0 | 0 | | | | | |
| DUI | 0 | 0 | | | | | |
| Drunkenness | 0 | 0 | | | | | |
| Family-Non Violent | 0 | 0 | | | | | |
| Liquor Law Violations | 0 | 0 | | | | | |
| Peeping Tom | 0 | 0 | | | | | |
| Runaway | 0 | 0 | | | | | |
| Trespass | 4 | 0 | | | | | |
| All Other Offenses | 0 | 0 | | | | | |
| Total Group B | 4 | 0 | | | | | |

(*) Offenses are counted using the FBI Units of Count for Crime

(**) The 'Arrests' column shows arrests made for incidents during the selected period, regardless of arrest date. Arrest counts for the same period may change over time.

This report is valid as of May 06, 2019 and is subject to change

Walters State Community College - NIBRS Agency Crime Overview - 2018

| Crimes Against Society | | | | |
|------------------------------------|-----------|----------|----------|----------|
| Animal Cruelty | 0 | 0 | 0 | 0 |
| Drug/Narcotic Violations | 0 | 0 | 0 | 0 |
| Drug/Narcotic Equipment Violations | 0 | 0 | 0 | 0 |
| Gambling - Betting/Wagering | 0 | 0 | 0 | 0 |
| Gambling - Operating/Promoting | 0 | 0 | 0 | 0 |
| Gambling - Equipment Violations | 0 | 0 | 0 | 0 |
| Gambling - Sports Tampering | 0 | 0 | 0 | 0 |
| Pornography/Obscene Material | 0 | 0 | 0 | 0 |
| Prostitution | 0 | 0 | 0 | 0 |
| Prostitution Assisting/Promoting | 0 | 0 | 0 | 0 |
| Purchasing Prostitution | 0 | 0 | 0 | 0 |
| Weapon Law Violations | 1 | 1 | 1 | 0 |
| Total Group A Offenses | 11 | 6 | 3 | 0 |

(*) Offenses are counted using the FBI Units of Count for Crime

(**) The 'Arrests' column shows arrests made for incidents during the selected period, regardless of arrest date. Arrest counts for the same period may change over time.

CRIME IN
TENNESSEE
2018



**CRIME IN
TENNESSEE**
2018

APPENDIX

TIBRS Group A

Offense Definitions

Animal Cruelty – Intentionally, knowingly, or recklessly taking an action that mistreats or kills any animal without just cause, such as torturing, tormenting, mutilation, maiming, poisoning, or abandonment. Included are instances of duty to provide care, e.g., shelter, food, water, care if sick or injured; transporting or confining an animal in a manner likely to cause injury or death; causing an animal to fight with another; inflicting excessive or repeated unnecessary pain or suffering, e.g., uses objects to beat or injure an animal. This definition does not include proper maintenance of animals for show or sport; use of animals for food, lawful hunting, fishing or trapping.

Arson – To unlawfully and intentionally damage, or attempt to damage, any real or personal property by fire or incendiary device.

Assault Offenses – An unlawful attack by one person on another.

Aggravated Assault – An unlawful attack by one person upon another wherein the offender uses a weapon or displays it in a threatening manner, or the victim suffers obvious severe or aggravated bodily injury involving apparent broken bones, loss of teeth, possible internal injury, severe laceration or loss of consciousness.

Simple Assault – An unlawful physical attack by one person upon another where neither the offender displays a weapon, nor the victim suffers obvious severe or aggravated bodily injury involving apparent broken bones, loss of teeth, possible internal injury, severe laceration or loss of consciousness.

Intimidation – To unlawfully place another person in reasonable fear of bodily harm through the use of threatening words and/or other conduct, but without displaying a weapon or subjecting the victim to actual physical attack.

Stalking – To intentionally and repeatedly follow or harass another person in such a manner as would cause that person to be in reasonable fear of being assaulted, suffering bodily injury or death.

Bribery – The offering, giving, receiving or soliciting of anything of value (i.e., a bribe, gratuity or kickback) to sway the judgment or action of a person in a position of trust or influence.

Burglary/Breaking and Entering – The unlawful entry into a building or other structure with the intent to commit a felony or a theft.

Counterfeiting/Forgery – The altering, copying or imitation of something, without authority or right, with the intent to deceive or defraud by passing the copy or thing altered or imitated as that which is original or genuine; or the selling, buying or possession of an altered, copied or imitated thing with the intent to deceive or defraud.

Destruction/Damage/Vandalism of Property – To willfully or maliciously destroy, damage, deface or otherwise injure real or personal property without the consent of the owner or the person having custody or control of it.

Drug/Narcotic Offenses – The violation of laws prohibiting the production, distribution, and/or use of certain controlled substances and the equipment or devices utilized in their preparation and/or use.

Drug/Narcotic Violations – The unlawful cultivation, manufacture, distribution, sale, purchase, use, possession, transportation or importation of any controlled drug or narcotic substance.

Drug Equipment Violations – The unlawful manufacture, sale, purchase, possession or transportation of equipment or devices utilized in preparing and/or using drugs or narcotics.

Embezzlement – The unlawful misappropriation by an offender to his/her own use or purpose of money, property, or some other thing of value entrusted to his/her care, custody or control.

Extortion/Blackmail – To unlawfully obtain money, property, or any other thing of value, either tangible or intangible, through the use or threat of force, misuse of authority, threat of criminal prosecution, threat of destruction of reputation or social standing or through other coercive means.

Fraud Offenses – The intentional perversion of the truth for the purpose of inducing another person or other entity in reliance upon it to part with something of value or surrender a legal right.

False Pretenses/Swindle/Confidence Game – The intentional misrepresentation of existing facts or conditions, or the use of some other deceptive scheme or device to obtain money, goods, or other things of value.

Credit Card/Automatic Teller Machine Fraud – The unlawful use of a credit or debit card or automatic teller machine for fraudulent purposes.

Impersonation – Falsely representing one's identity or position, and acting in the character or position thus unlawfully assumed, to deceive others and thereby gain a profit or advantage, enjoy some right or privilege, or subject another person or entity to an expense, charge, or liability which would not have otherwise been incurred.

Welfare Fraud – The use of deceitful statements, practices or devices to unlawfully obtain welfare benefits.

Wire Fraud – The use of an electric or electronic communications facility to intentionally transmit a false and/or deceptive message in furtherance of a fraudulent activity.

Identity Theft – Wrongfully obtaining and using another person's personal data (e.g., name, date of birth, Social Security number, driver's license number, credit card number).

Computer Hacking/Invasion – Wrongfully gaining access to another person's or institution's computer software, hardware, or networks without authorized permissions or security clearances.

Gambling Offenses – To unlawfully bet or wager money or something else of value; assist, promote or operate a game of chance for money or some other stake; possess or transmit wagering information; manufacture, sell, purchase, possess or transport gambling equipment, devices or goods; or tamper with the outcome of a sporting event or contest to gain a gambling advantage.

Betting/Wagering – To unlawfully stake money or something else of value on the happening of an uncertain event or on the ascertainment of a fact in dispute.

Operating/Promoting/Assisting Gambling – To unlawfully operate, promote or assist in the operation of a game of chance, lottery or other gambling activity.

Gambling Equipment Violations – To unlawfully manufacture, sell, buy, possess or transport equipment, devices and/or goods used for gambling purposes.

Sports Tampering – To unlawfully alter, meddle in or otherwise interfere with a sporting contest or event for the purpose of gaining a gambling advantage.

Homicide Offenses

Murder and Nonnegligent Manslaughter – The willful (nonnegligent) killing of one human being by another.

Negligent Manslaughter – The killing of another person through negligence.

Justifiable Homicide – The killing of a perpetrator of a serious criminal offense by a peace officer in the line of duty; or the killing, during the commission of a serious criminal offense, of the perpetrator by a private individual.

* Justifiable homicide is not an actual offense, is not considered a crime and is not included in an agency's crime counts.

Negligent Vehicular Manslaughter – The negligent killing of another person by the driver of a motor vehicle while under the influence of alcohol and/or drugs. Not included in this category are deaths of persons due to their own negligence; accidental deaths resulting from non-alcohol or drug related negligence (i.e. distracted driving such as tuning a car radio, talking on a phone, texting, etc.); and other accidental traffic fatalities. Victims in this category may include people inside or outside of the offender's vehicle (passengers, pedestrians, bicyclists, etc.).

Human Trafficking Offenses

Commercial Sex Acts – Inducing a person by force, fraud, or coercion to participate in commercial sex acts, or in which the person induced to perform such act(s) has not attained 18 years of age.

Involuntary Servitude – The obtaining of a person(s) through recruitment, harboring, transportation, or provision, and subjecting such person(s) by force, fraud, or coercion into involuntary servitude, peonage, debt bondage, or slavery (not to include commercial sex acts).

Kidnapping/Abduction – The unlawful seizure, transportation, and/or detention of a person against his/her will, or of a minor without the consent of his/her custodial parent(s) or legal guardian.

Larceny/Theft Offenses – The unlawful taking, carrying, leading or riding away of property from the possession, or constructive possession, of another person.

Pocket-Picking – The theft of articles from another person’s physical possession by stealth where the victim does not become immediately aware of the theft.

Purse Snatching – The grabbing or snatching of a purse, handbag, etc., from the physical possession of another person.

Shoplifting – The theft, by someone other than an employee of the victim, of goods or merchandise exposed for sale.

Theft from Building – A theft from within a building which is either open to the general public or of which the offender has legal access.

Theft from Coin-Operated Machine or Device – A theft from a machine or device which is operated or activated by the use of coins.

Theft from Motor Vehicle – The theft of articles from a motor vehicle, whether locked or unlocked.

Theft of Motor Vehicle Parts or Accessories – The theft of any part or accessory affixed to the interior or exterior of a motor vehicle in a manner which would make the item an attachment of the vehicle or necessary for its operation.

All Other Larceny – All thefts which do not fit any of the definitions of the specific subcategories of Larceny/Theft listed above.

Motor Vehicle Theft – The theft of a motor vehicle.

Pornography/Obscene Material – The violation of laws or ordinances prohibiting the manufacture, publishing, sale, purchase or possession of sexually explicit material, e.g., literature, photographs, etc.

Prostitution Offenses

Prostitution – To unlawfully engage in sexual relations for profit.

Assisting or Promoting Prostitution – To solicit customers or transport persons for prostitution purposes; to own, manage or operate a dwelling or other establishment for the purpose of providing a place where prostitution is performed; or to otherwise assist or promote prostitution.

Purchasing Prostitution – To purchase, or trade, anything of value for commercial sex acts.

Robbery – The taking, or attempting to take, anything of value under confrontational circumstances from the control, custody or care of another person by force or threat of force or violence, and/or by putting the victim in fear of immediate harm.

Sex Offenses, Forcible – Any sexual act directed against another person, forcibly and/or against that person’s will; or not forcibly or against the person’s will where the victim is incapable of giving consent.

Rape – The carnal knowledge of a person, forcibly and/or against that person's will; or not forcibly or against the person's will where the victim is incapable of giving consent because of his/her youth or because of his/her temporary or permanent mental or physical incapacity.

Sodomy – Oral or anal sexual intercourse with another person, forcibly and/or against that person's will; or not forcibly or against the person's will where the victim is incapable of giving consent because of his/her youth or because of his/her temporary or permanent mental or physical incapacity.

Sexual Assault With An Object – To use an object or instrument to unlawfully penetrate, however slightly, the genital or anal opening of the body of another person, forcibly and/or against that person's will; or not forcibly or against the person's will where the victim is incapable of giving consent because of his/her youth or his/her temporary or permanent mental or physical incapacity.

Fondling – The touching of the private body parts of another person for the purpose of sexual gratification, forcibly and/or against that person's will; or not forcibly or against the person's will where the victim is incapable of giving consent because of his/her youth or because of his/her temporary or permanent mental or physical incapacity.

Sex Offenses, Nonforcible – Unlawful, Nonforcible sexual intercourse.

Incest – Nonforcible sexual intercourse between persons who are related to each other within the degrees wherein marriage is prohibited by law.

Statutory Rape – Nonforcible sexual intercourse with a person who is under the statutory age of consent.

Note: By Tennessee Statute the victim must be between ages 13-17 and the offender must be at least four years older for an offense to be classified as Statutory Rape.

Stolen Property Offense – Receiving, buying, selling, possessing, concealing or transporting any property with the knowledge that it has been unlawfully taken, as by burglary, embezzlement, fraud, larceny, robbery, etc.

Weapon Law Violations – The violation of laws or ordinances prohibiting the manufacture, sale, purchase, transportation, possession, concealment or use of firearms, cutting instruments, explosives, incendiary devices or other deadly weapons. This category includes violations such as the manufacture, sale or possession of deadly weapons; carrying deadly weapons, concealed or openly; using, manufacturing, etc., silencers; and furnishing deadly weapons to minors.

TIBRS Group B Offense Definitions

There are ten Group B offense categories and they encompass all of the crimes which are not Group A offenses, with the exception of most traffic offenses which TIBRS does not collect information on.

Bad Checks – Knowingly and intentionally writing and/or negotiating checks drawn against insufficient or nonexistent funds.

Curfew/Loitering/Vagrancy Violations – The violation of a court order, regulation, ordinance or law requiring the withdrawal of persons from the streets or other specified areas; prohibiting persons from remaining in an area or place in an idle or aimless manner; or prohibiting persons from going from place to place without visible means of support.

Disorderly Conduct – Any behavior that tends to disturb the public peace or decorum, scandalize the community or shock the public sense of morality.

Driving Under the Influence – Driving or operating a motor vehicle or common carrier while mentally or physically impaired as the result of consuming an alcoholic beverage or using a drug or narcotic.

Drunkenness – To drink alcoholic beverages to the extent that one's mental faculties and physical coordination are substantially impaired.

Family Offense, Nonviolent – Unlawful, nonviolent acts by a family member (or legal guardian) which threaten the physical, mental or economic well-being or morals of another family member and which are not classifiable as other offenses, such as Assault, Incest, Statutory Rape, etc.

Liquor Law Violations – The violation of laws or ordinances prohibiting the manufacture, sale, purchase, transportation, possession or use of alcoholic beverages.

Peeping Tom – To secretly look through a window, doorway, keyhole or other aperture for the purpose of voyeurism.

Trespass of Real Property – To unlawfully enter land, a dwelling or other real property.

All Other Offenses – All crimes which are not Group A offenses and not included in one of the specifically named Group B crime categories listed above.

Includes: Contempt of Court, Failure to Appear, Violation of Probation / Parole.

Glossary of Terms and Definitions

| | |
|---------------------------|--|
| Bias Motivation | Data element collecting hate or bias motivated crime information. |
| CJIS | Criminal Justice Information Services |
| CSC | Criminal Justice Information System (CJIS) Support Center – TBI unit responsible for day to day operations of Tennessee Incident Based Reporting System Program. |
| Element | A component or part of any given criminal incident. |
| Exceptional Clearance | An incident is cleared by exceptional means when circumstances beyond law enforcement control prevents a physical arrest. The offender is known as is his/her location. |
| FBI | Federal Bureau of Investigation |
| Group A Offense | Twenty-four classification of crime categories comprised of 54 separate criminal offenses. |
| Group B Offense | Ten classifications of activities that violate state statutes or local ordinances that are reported to TIBRS when an arrest is made. |
| Incident | An incident is defined as all offenses committed by one or more offenders acting in concert and occurring at the same time and place. |
| Incident Number | A number used to uniquely identify an incident at a reporting agency. |
| LEOKA | Law Enforcement Officer Killed or Assaulted – a national program that collects information on any incidents involving an assault or killing of a law enforcement official. |
| Multiple Arrest Indicator | A field used if investigation determines that the current arrestee committed other unsolved crimes and will be charged with those crimes. |
| NIBRS | National Incident Based Reporting System – the FBI's system to collect crime statistics information in an incident based format. |
| Offense | Criminal Activity that has been identified and reported to TIBRS in the established format. |
| ORI Number | A 9-character number used as an agency identifier assigned by the FBI. |
| RAC | Reporting Agency Coordinator – the person designated to be the local agency contact for the TIBRS program. |

Glossary of Terms and Definitions (continued)

| | |
|----------------|---|
| Summary System | A system of reporting eight index crimes to the FBI's Uniform Crime Reporting system. The system collects information in the aggregate or summary format instead of incident based. Only the most serious crime in an incident is reported. |
| TBI | Tennessee Bureau of Investigation |
| TIBRS | Tennessee Incident Based Reporting System – the state system for collection of crime statistics information in an incident based format. |
| TCA | Tennessee Code Annotated |
| UCR | Uniform Crime Reporting – the national system for collection of crime statistics based upon standard offense definitions. |

Units of Count – Offense

The units of count principles are based upon FBI practices and conform to national standards for counting offenses.

Crimes Against Persons – Homicide, Assaults, Sex Offenses (forcible and non forcible), Kidnapping, Human Trafficking. Each victim equals one offense. Example – an incident involving an aggravated assault with two victims will be counted as two aggravated assaults.

Crimes Against Property – Each offense counts as one occurrence with the exception of Motor Vehicle Theft which is the count of the number of vehicles stolen.

Crimes Against Society – Each offense counts as one occurrence. Example – one drug narcotic violation counts as one offense.

Units of Count – Clearances

The units of count for clearances are based upon FBI practices and conform to national standards for counting clearances. Example – one arrest or exceptional clearance will clear all offenses in the incident.

Updated statistics may be found at <https://crimeinsight.tbi.tn.gov/>



Tennessee Bureau of Investigation, May 2019. Publication Authorization Number 348141, electronic copies only. This publication was promulgated at a cost of \$0.00 per copy.