

# HATE CRIME 2014



**PREPARED BY  
TENNESSEE BUREAU OF INVESTIGATION  
CJIS SUPPORT CENTER**



**BILL HASLAM**  
Governor

**TENNESSEE BUREAU OF INVESTIGATION**

901 R.S. Gass Boulevard  
Nashville, Tennessee 37216-2639  
(615) 744-4000  
TDD (615) 744-4001



**MARK GWYN**  
Director

May 15, 2015

Ladies and Gentlemen:

I would like to present the 2014 Hate Crime annual report. This report is published by the TBI presenting information on reported crimes motivated by bias that occurred in Tennessee. The information contained in the report is based on crime statistics information submitted by law enforcement agencies in Tennessee to TBI's Tennessee Incident Based Reporting System (TIBRS) program. TIBRS is the state version of the FBI's National Incident Based Reporting System (NIBRS) program. Please see [www.tncrimeonline.com](http://www.tncrimeonline.com) for additional information.

The groups toward which bias motivated crimes may be directed are based on the national definitions and conform to the same standards used in the annual Hate Crime report published by the FBI for the United States. Any offense may be motivated by bias. The bias motivation is an element of the offense and is not reported as a separate crime occurrence.

I am very proud of the efforts of all participating law enforcement agencies in the state to provide the data necessary to produce this report. Our combined efforts have resulted in this annual report detailing the nature of bias motivated crime occurrences in our state.

Sincerely,

Mark Gwyn  
Director



## Introduction

This report examines hate crimes reported to the Tennessee Incident Based Reporting System (TIBRS) by Tennessee law enforcement agencies for the year 2014. Reporting agencies were contacted and asked to verify the accuracy of the hate crime data reported for their jurisdiction. An examination of the reported data revealed several trends and noteworthy facts that are detailed in the body of the report.

## Bias Motivation

Hate crimes are often committed on the basis of differences in personal characteristics, such as appearance language, nationality, or religion. But the key element of any hate crime is the presence of bias motivation. The criminal act alone does not define a hate crime; rather, the investigation of the crime must conclude that the offender was bias motivated. Six bias categories are used when reporting hate crimes: Anti-Racial, Anti-Ethnicity/National Origin, Anti-Religious, Anti-Disability, Anti-Sexual, and Non-Specific.

Please note that there is an “Unknown” bias code in the Non-Specific category. The purpose of the “Unknown” bias code is to serve as a category for those offenses thought to be bias motivated and which are currently under investigation. These crimes demonstrate characteristics of a hate crime; however, a specific bias motivation code/category has not been determined. Therefore, it should be noted that a hate crime *may or may not have* transpired. Once a conclusion is made the agencies are responsible for removing the “Unknown” bias code and properly categorizing the hate crime. Incidents that do not involve facts and/or evidence of the offender’s bias motivation are to be reported as “None.”

## Methodology

The TBI collects hate crime data regarding criminal offenses that are motivated, in whole or in part, by the offender’s bias against a race, religion, sexual orientation, ethnicity or national origin, or disability and are committed against persons, property or society. It is difficult to know with certainty whether a crime was a result of the offender’s bias because motivation is subjective. Law enforcement investigation is crucial for accurate hate crime reporting because it must reveal sufficient evidence to lead a reasonable person to conclude that the offender’s actions were motivated by his or her bias. Only then can law enforcement report an incident as a hate crime.



## Categories of Bias Codes

Anti-Racial	Anti-Religious	Anti-Sexual
White	Jewish	Male Homosexual (Gay)
Black or African American	Catholic	Female Homosexual (Lesbian)
Asian	Protestant	Homosexual (Gay & Lesbian)
American Indian/Alaskan Native	Islamic	Bisexual
Multi-Racial Group	Other Religion	Heterosexual
Native Hawaiian or Pacific Islander	Multi-Religious Group	Male
	Atheism/Agnosticism	Female
		Transgender
		Gender Non-Conforming
Non-Specific	Anti-Ethnicity/National Origin	Anti-Disability
Unknown	Hispanic	Physical Disability
None	Not Hispanic or Latino	Mental Disability

## Data Collection

All law enforcement agencies are mandated by the Federal Hate Crimes Statistics Act of 1990 to report all hate crimes to the Attorney General. This report utilizes data collected through the Tennessee Incident Based Reporting System (TIBRS) to identify bias motivated offenses.

The national data collection guidelines stipulate that a hate crime may involve multiple offenses, victims, and offenders within one incident. Counting crimes follows the same standards used in the Crime in Tennessee publication. Crimes against persons are a count of the individual victims while crimes against property or society count one offense for each incident, regardless of the number of victims.

This report uses the minimally accepted designations for race and ethnicity as established by the Office of Management and Budget (OMB) and published in the Federal Register. The revised standards have six minimum categories for data on race and three categories for data on ethnicity. In complying with published standards, the following racial designations are used in the hate crime data collection program: White, Black or African American, American Indian/Alaskan Native, Asian, Native Hawaiian or Other Pacific Islander and Multiple Races. The ethnic designations are Hispanic and Not Hispanic or Latino.



## Evidence a Crime is Motivated by Bias

Because motivation is subjective, it is difficult to know with certainty whether a crime was the result of the offender's bias. Therefore, before an incident can be reported as a hate crime, objective facts must be present to lead a prudent person to conclude that the offender's actions were motivated by bias. While no single fact may be conclusive, facts such as the following are supportive of a finding of bias.

- ❖ The offender and the victim were of a different race, religion, disability, sexual orientation, and/or ethnicity/national origin. For example, the victim was black and the offender was white.
- ❖ Bias related drawings, markings, symbols, or graffiti were left at the crime scene. For example, a swastika was painted on the floor of a synagogue.
- ❖ Bias-related verbal comments, written statements, or gestures were made by the offender, which indicated his/her bias. For example, the offender shouted a racial epithet at the victim.
- ❖ Certain objects, items, or things which indicate bias was involved. For example, the offenders wore white sheets with hoods covering their faces or a burning cross was left in front of the victim's house.
- ❖ The victim is a member of a racial, religious, disability, sexual-orientation, or ethnic/national origin group which is overwhelmingly outnumbered by other residents in the neighborhood where the victim lives and the incident took place. This factor loses significance with the passage of time; i.e. it is most significant when the victim first moved into the neighborhood and becomes less and less significant as time passes without incident.
- ❖ The victim was visiting a neighborhood where previous hate crimes were committed against other members of his/her racial, religious, disability, sexual-orientation, or ethnic/national origin group and where tensions remained high against his/her group.
- ❖ Several incidents occurred in the same locality at or about the same time and the victims were all of the same race, religion, disability, sexual orientation, or ethnicity/national origin.
- ❖ A substantial portion of the community where the crime occurred perceived the incident as motivated by bias.
- ❖ The victim was engaged in activities promoting his/her race, religion, disability, sexual orientation, or ethnicity/national origin. For example, the victim was a member of the NAACP or participated in gay rights demonstrations.
- ❖ The incident coincided with a holiday or a date of particular significance relating to race, religion, disability, sexual orientation, or ethnicity/national origin, e.g., Martin Luther King Day, Rosh Hashanah.



## Quick Facts

- ❖ In 2014, there were 340 reported victims of 295 reported bias motivated incidents (hate crimes) in the state of Tennessee
- ❖ 31 bias motivated incidents were reported as Crimes Against Society. These incidents are not included in this report since hate crimes, by their nature, are typically committed against individuals
- ❖ Overall, the number of bias motivated victims decreased 2.6% from 2013 to 2014; this decrease could be attributed to the 37.5% decrease in the bias motivated category of Unknown
- ❖ Religious Bias victim offenses increased from eight victims in 2013 to 21 victims in 2014
- ❖ Simple Assault was the most frequently reported bias motivated offense in 2014 with 104 victims or 30.6% of hate crime victims
- ❖ In 2014, the number of Damage/Destruction/Vandalism hate crime offenses increased 68.5% from the previous year
- ❖ Males (47.7%) were victimized at higher rate than females (40.0%)
- ❖ 42 victims and 43 offenders of 2014 hate crimes were juveniles (under age 18)
- ❖ 64 hate crime offenses were committed by individuals from the 25 to 34 age group
- ❖ 64.9% of hate crime offenders were male, 22.2% were female
- ❖ 3:00 pm through 5:59 pm was the most commonly reported time period for bias motivated crimes with 48 incidents
- ❖ 18.0% of hate crime incidents occurred on a Saturday, the most frequently reported day of week in 2014
- ❖ 78 bias motivated incidents were Cleared by Arrest in 2014
- ❖ Residence/Home was found to be the most common location type for 2014 hate crime incidents
- ❖ The most often documented bias was Anti-Not Hispanic or Latino accounting for 24.7% of all bias motivated crimes in 2014
- ❖ Anti-Black or African American Bias accounted for 54.1% of all Racial Biases in 2014



## Bias Motivation Victim Analysis

2012-2014

Bias Motivation	2014		2013		2012	
	Total Victims	% of Total Victims	Total Victims	% of Total Victims	Total Victims	% of Total Victims
<b>Racial Bias</b>	98	28.8%	87	24.9%	134	44.4%
Anti-White	30	8.8%	10	2.9%	52	17.2%
Anti-Black or African American	53	15.6%	66	18.9%	75	24.8%
Anti-American Indian/Alaskan Native	3	0.9%	2	0.6%	1	0.3%
Anti-Asian	5	1.5%	2	0.6%	3	1.0%
Anti-Multi-Racial Group	7	2.1%	6	1.7%	3	1.0%
Anti-Native Hawaiian or Other Pacific Islander	0	0.0%	1	0.3%	0	0.0%
<b>Ethnicity/National Origin Bias</b>	90	26.5%	97	27.8%	25	8.3%
Anti-Hispanic or Latino	6	1.8%	11	3.2%	10	3.3%
Anti-Not Hispanic or Latino	84	24.7%	86	24.6%	15	5.0%
<b>Religious Bias</b>	21	6.2%	8	2.3%	10	3.3%
Anti-Jewish	1	0.3%	4	1.1%	3	1.0%
Anti-Catholic	2	0.6%	1	0.3%	0	0.0%
Anti-Protestant	5	1.5%	1	0.3%	0	0.0%
Anti-Islamic	6	1.8%	1	0.3%	1	0.3%
Anti-Multi-Religious Group	1	0.3%	1	0.3%	0	0.0%
Anti-Atheist/Agnostic/Etc.	2	0.6%	0	0.0%	0	0.0%
Anti-Other Religion	4	1.2%	0	0.0%	6	2.0%
<b>Sexual Bias</b>	48	14.1%	45	12.9%	45	14.9%
Anti-Male Homosexual (Gay)	13	3.8%	17	4.9%	11	3.6%
Anti-Female Homosexual (Lesbian)	4	1.2%	7	2.0%	5	1.7%
Anti-Homosexual (Gays and Lesbians)	16	4.7%	16	4.6%	24	7.9%
Anti-Heterosexual	3	0.9%	2	0.6%	4	1.3%
Anti-Bisexual	2	0.6%	2	0.6%	1	0.3%
Anti-Transgender	1	0.3%	1	0.3%	0	0.0%
Anti-Gender Non-Conforming	9	2.6%	0	0.0%	0	0.0%
<b>Disability Bias</b>	23	6.8%	16	4.6%	11	3.6%
Anti-Physical Disability	5	1.5%	3	0.9%	1	0.3%
Anti-Mental Disability	17	5.0%	13	3.7%	10	3.3%
<b>Unknown</b>	60	17.6%	96	27.5%	77	25.5%
<b>Total</b>	340	100.0%	349	100.0%	302	100.0%



## Comparison of Offense Types Motivated by Bias

### Persons vs. Property

Hate crimes, by their nature, are typically committed against individuals. Society is rarely reported as the victim of bias motivated offenses, and those incidents have not been included in this report. As such, hate crime offenses are documented in one of two TIBRS categories that report crimes with individual victims: Crimes Against Persons or Crimes Against Property.

Bias motivated offenses categorized in TIBRS as Crimes Against Persons accounted for 59.1% of the total victim count with 201 offenses and 139 victims where offenses which were Crimes Against Property accounted for 40.9% of all Hate Crimes in the state of Tennessee for 2014.

- ❖ Simple Assault made up the largest Crimes Against Persons offense category. In 2014, 104 Simple Assault victims were reported. This accounts for 30.6% of all bias motivated victims for the year.
- ❖ Aggravated Assault (13.5%) and Intimidation (12.4%) are common bias motivated offenses against persons from year to year.
- ❖ There was one Murder victim reported in 2014. This incident was reported under the Racial Bias category of Anti-White.
- ❖ 91 victims were reported under the Destruction/Damage/Vandalism offense type, the second most frequently reported offense type overall in 2014 at 26.8% and the largest Crimes Against Property offense category.

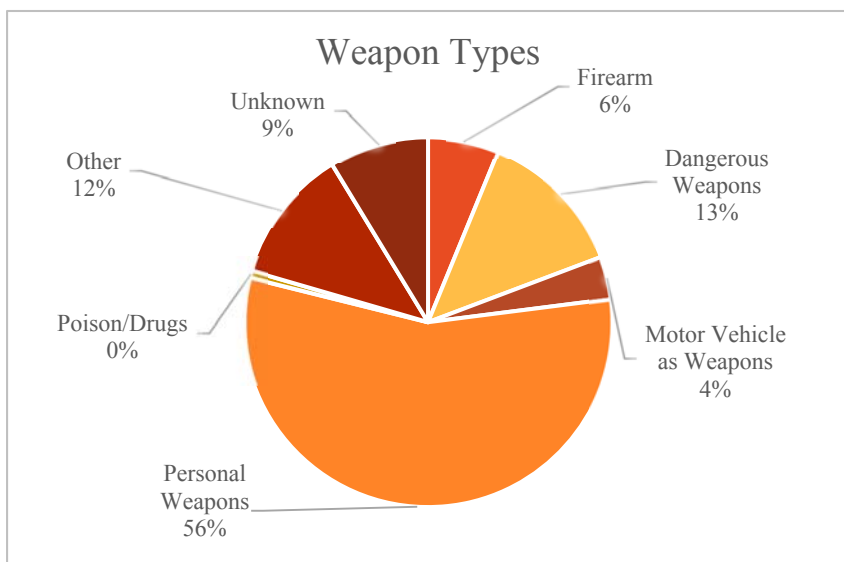
Crimes Against Persons	
Offense Type	Victims
Murder	1
Kidnapping/Abduction	1
Forcible Rape	2
Forcible Fondling	1
Forcible Sodomy	1
Incest	1
Aggravated Assault	46
Simple Assault	104
Intimidation	42
Stalking	2
<b>Total</b>	<b>201</b>
Crimes Against Property	
Offense Type	Victims
Arson	3
Burglary	12
Counterfeiting/ Forgery	1
Destruction/Damage/Vandalism	91
Fraud- Credit Card/ATM	1
Robbery	7
Theft – Shoplifting	2
Theft From Building	4
Theft From Motor Vehicle	3
Theft of Motor Vehicle Parts	1
Theft – All Other Larceny	12
Motor Vehicle Theft	2
<b>Total</b>	<b>139</b>





## Crimes Against Persons

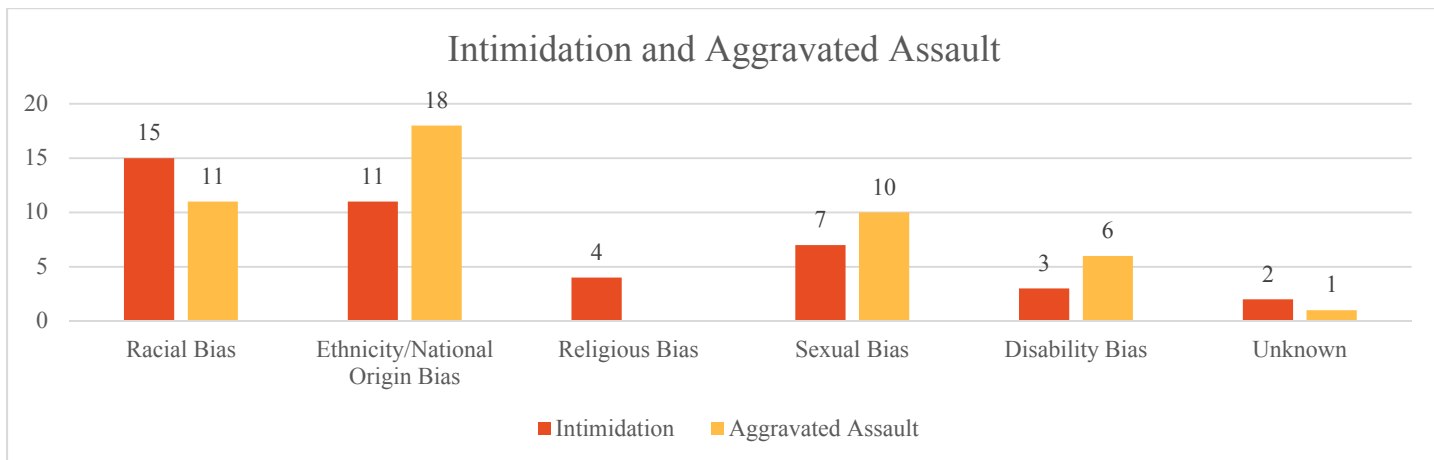
Bias motivated crimes against persons decreased by 13.0% from 2013 to 2014. This overall decrease could be attributed to the 33.3% decrease in number of victims in the offense category of Simple Assault dropping from 123 victims in 2013 to 104 victims in 2014. 30.9% of the 104 simple assault offenses from 2014 occurred in the Ethnicity/National Origin bias category.



Several types of weapons were utilized in Crimes Against Persons bias motivated crimes. Of the 161 weapons reported, the most commonly reported was Personal Weapons (55.9%) which includes the use of hands, feet, teeth etc. to inflict injury. Dangerous Weapons were reported at 13.0%. Knife/Cutting Instruments and Blunt Objects (club, hammer, etc.) fall under the weapon type category of Dangerous Weapons. The chart (upper right) details Weapon Types used in Crimes Against Persons bias motivated offenses.

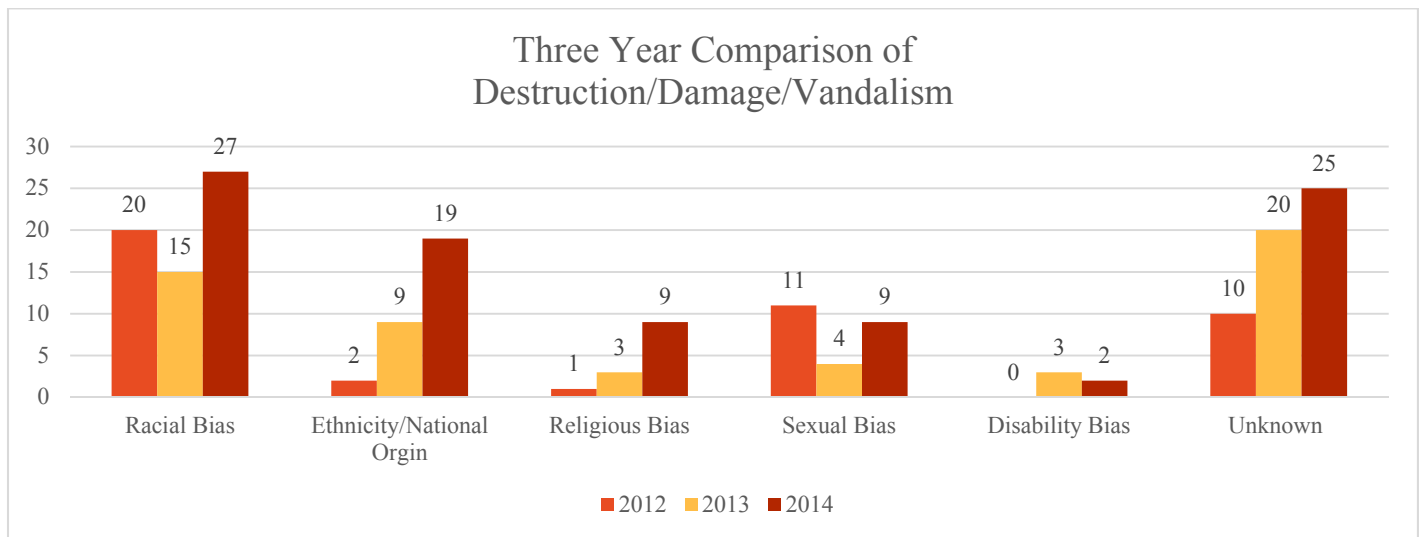
TIBRS defines the offense of Intimidation as “unlawfully placing another person in reasonable fear of bodily harm through the use of threatening words and/or other conduct, but without displaying a weapon or subjecting the victim to actual physical attack.” Forty-two such bias motivated Intimidation offenses were reported in 2014, a 16% decrease from 2013. Aggravated Assault was another common Crime Against Person offense, resulting in 46 offenses for the year.

The graph below reveals the frequency and specific bias motivation for Intimidation and Aggravated Assault offenses.



## Crimes Against Property

Bias motivated Crimes Against Property increased by 17.8% from 2013 to 2014. The TIBRS Crimes Against Property category includes offenses such as Arson, Burglary, and Destruction/Damage/Vandalism. Of the 139 bias motivated Crimes Against Property victims, 26.8% were reported under the Destruction/Damage/Vandalism offense. Over the past three years, this offense has consistently been the most frequently reported property hate crime. The graph and analysis below compares bias motivated offenses for the Destruction/Damage/Vandalism category from 2012-2014.



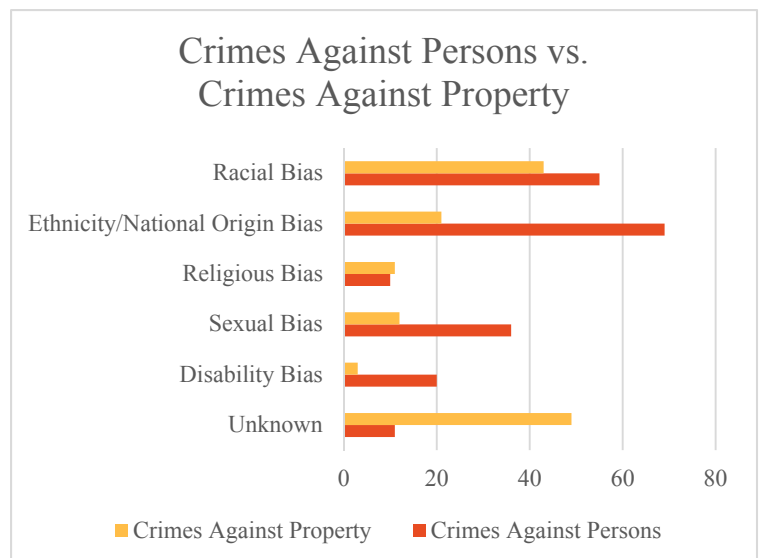
- ❖ From 2013 to 2014, bias motivated Destruction/Damage/Vandalism increased by 68.5% from 54 to 91.
- ❖ Disability Bias is the only bias category to see a decrease from the previous year under this offense type.
- ❖ The number of Ethnicity/National Origin victims under this offense has doubled over the last year. This year there were a total of 19 victims in 2014 under the Destruction/Damage/Vandalism offense.

---

The graph to the right represents a comparison between Crimes Against Persons and Crimes Against Property by Bias Motivation type.

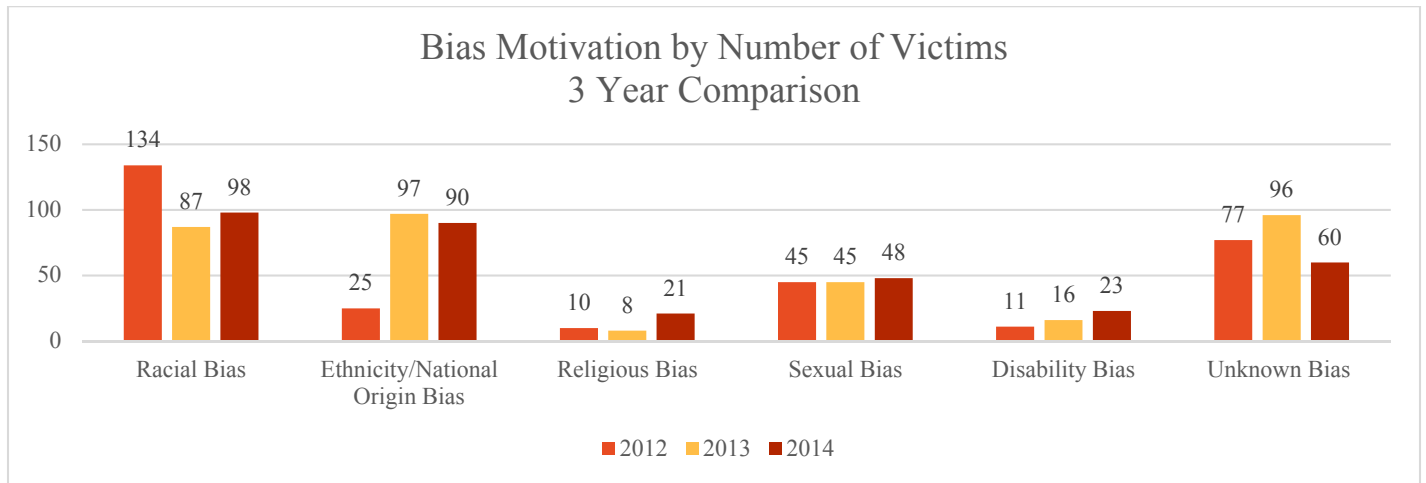
Overall, there are 62 more victims in the Crimes Against Persons offense categories.

---



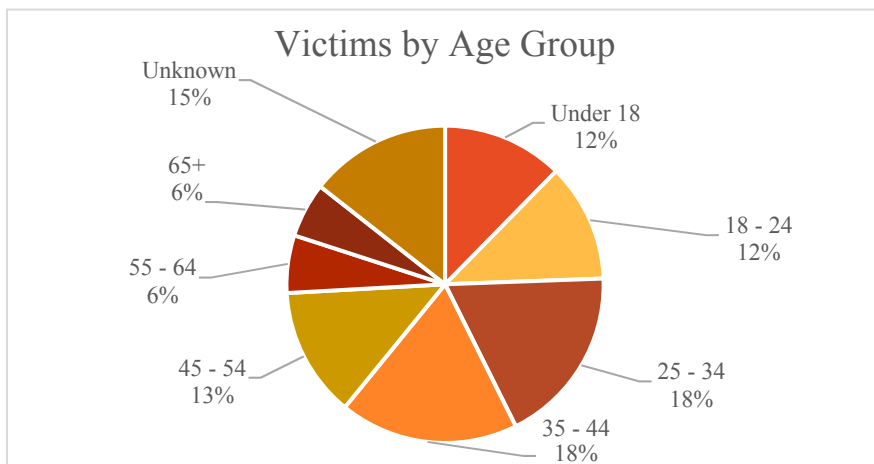
## Hate Crime Victims

In 2014, there were a total of 340 victims. 162 of hate crime victims were males and 136 victims were female (42 victims were documented as having an unknown gender). Males (47.7%) were victimized at a higher rate, than females (40.0%). The number of male victims decreased 11.5% from 2013 to 2014, whereas the number of female victims increased 5.4%.



Racial Bias was the most frequent bias with 98 victims, an increase from the 87 victims reported in 2013. The percentage of Ethnicity/National Origin Bias victims decreased 7.2% from 97 victims in 2013 to 90 victims in 2014. There were 60 victims under the Unknown Bias category. These offenses are thought to have characteristics of a bias motivated offense and are currently under investigation to determine a specific category.

Victims identified as White made up 57.4% of the hate crime victims and 26.8% were identified as Black or African American. The race category of Asian had four victims, Native American/Alaskan Native had two victims and Native Hawaiian or Other Pacific Islander had one victim. There were 47 reported victims with an Unknown race. Ethnicity/National Origin Bias was the most frequent bias for victims under the White race category. The race categories of Asian, Native American or Other Pacific Islander and Black or African American had the highest Racial Bias percentages per victim count by race.



- The 25-34 and 35-44 age groups had 62 victims each, making them the largest cohorts
- 49 victims had an Unknown age
- 39 victims were over the age of 55



## Juvenile Victims and Offenders

The 2014 data reveals that 42 victims of all hate crime offenses were juveniles. Ethnicity/National Origin Bias is the most commonly reported motivation for Juvenile hate crimes at 40.5%. Juvenile males (64.3%) were victimized at a higher rate than females (35.7%).

There were six male victims under the age of 10 with four of these victims being reported under the bias motivation of Racial Bias. Also, White juveniles had the highest frequency of juvenile victims (57.1%), and were most often targeted due to Ethnicity/National Origin Bias. There were 17 Black or African American victims and one Native American/Alaskan Native victim. No juveniles were victimized because of a religious bias motivation.

Eighteen adult offenders were reported as having committed hate crimes against individuals under the age of 18. The remaining offenders of hate crimes committed against juveniles were other juveniles. Juveniles were the most common offender against other juveniles. There was a total of 45 offenders against juvenile hate crime victims, with two of these offenders having an unknown age.

Juvenile Victims	
Offense Type	Victims
Forcible Fondling	1
Forcible Sodomy	1
Incest	1
Aggravated Assault	12
Simple Assault	23
Intimidation	3
Destruction/Damage/Vandalism	1
<b>Total</b>	<b>42</b>

Offenders Against Juvenile Victims		
Offender Age	Male	Female
Under 18	16	9
18 to 24	3	3
25 to 34	1	1
35 to 44	2	2
45 to 54	3	0
55 to 64	1	1
65 and over	1	0
<b>Total</b>	<b>27</b>	<b>16</b>

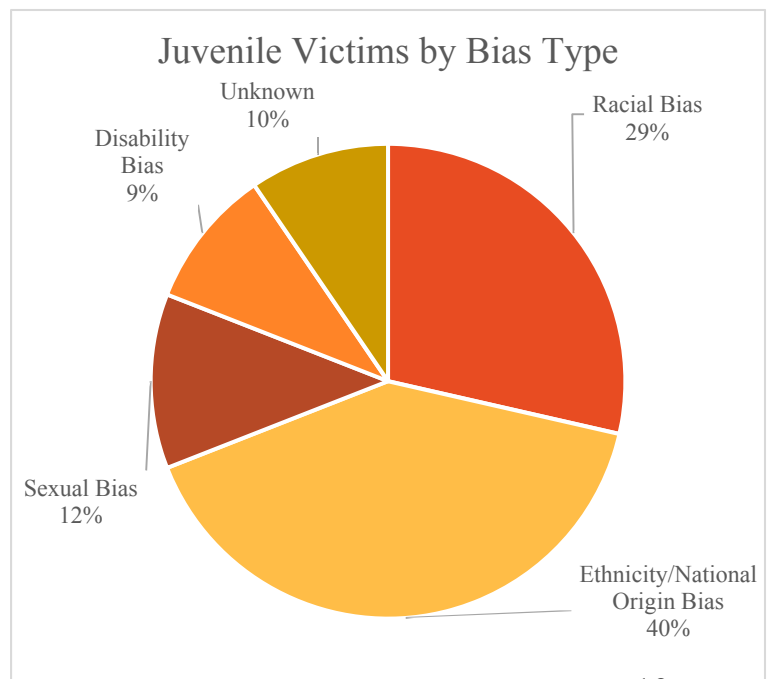
---

**Analysis of the TIBRS offenses committed against juveniles reveals that 54.8% of juvenile victims were victims of Simple Assault.**

**Several bias motivations were documented for the 23 reported juvenile Simple Assaults with Ethnicity/National Origin being the most common at 43.5%.**

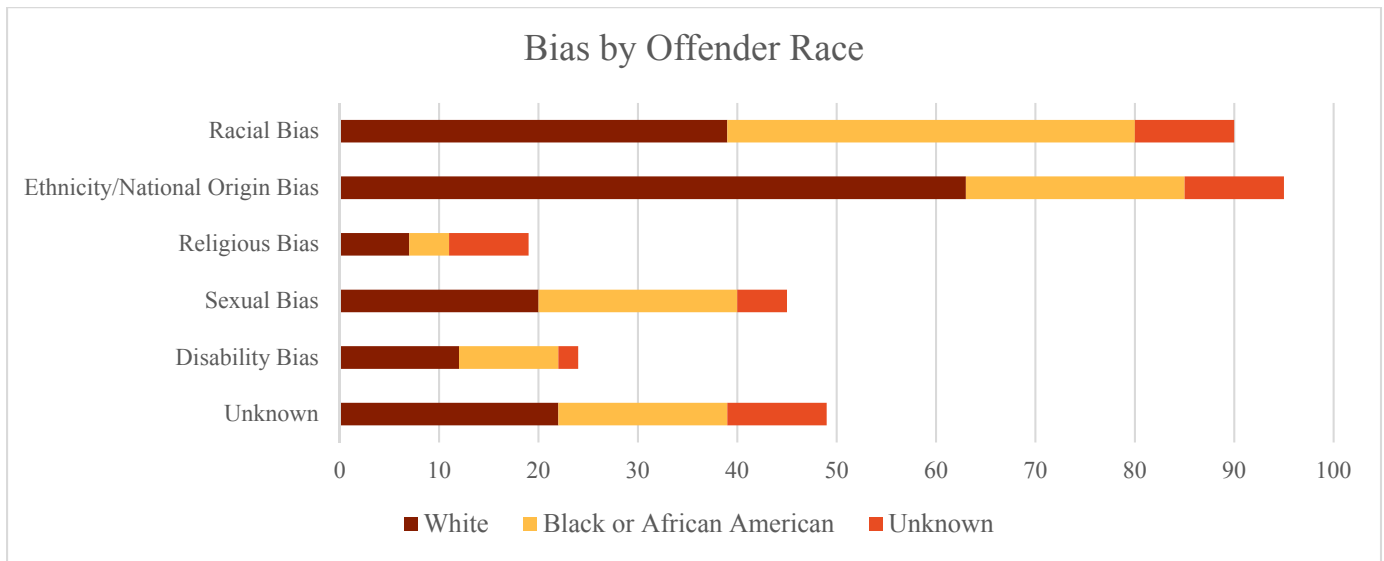
**60.9% of juvenile Simple Assault victims were male and 39.1% were female.**

---

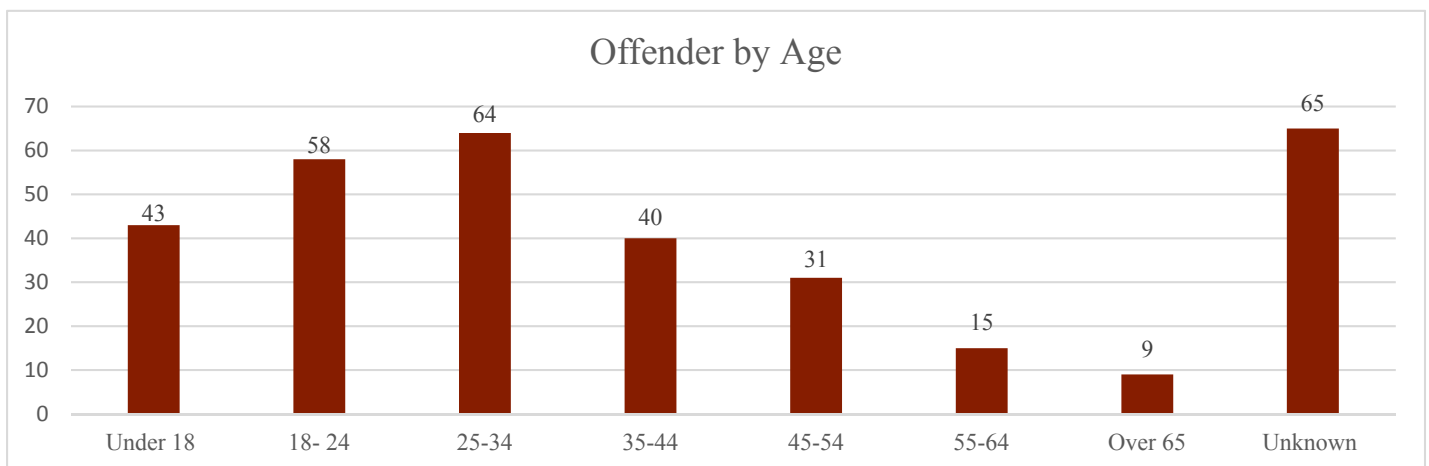


## Hate Crime Offenders

Examination of 2014 offender data revealed males to be the most common perpetrators of bias motivated crimes at 64.9%. More specifically, White offenders accounted for 50.2% and Black or African American offenders accounted for 35.1% of all hate crime offenders. The race categories of Asian, Native Hawaiian or Other Pacific Islander, and Native American/Alaskan Native all had one offender. Only 72 hate crime offenders were female. Offenders with an unknown gender accounted for 12.9% of the offender data. Forty offenders were reported with an unknown age and race.



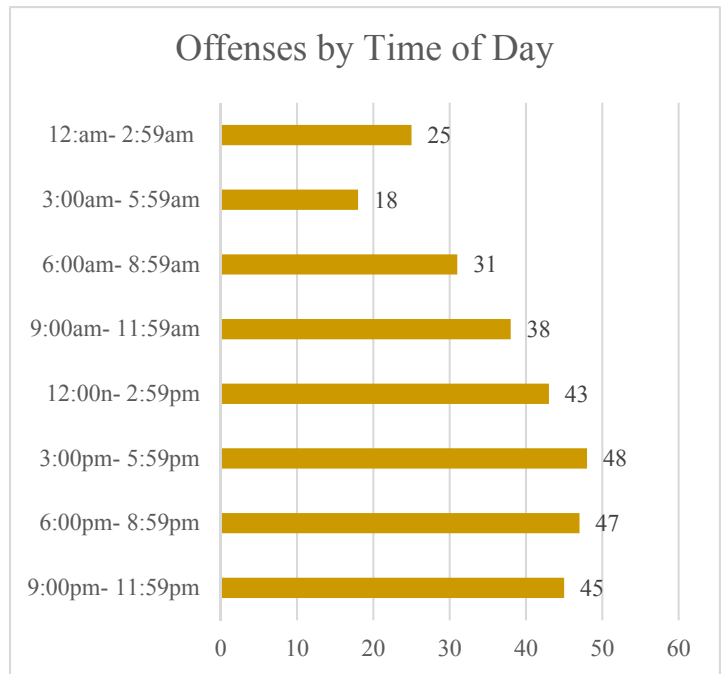
- ❖ The largest group of known offenders was the 25-34 age group with 64 offenders
- ❖ Offenders aged 18-24 were the next largest cohort with 17.9% of offenders
- ❖ 20% of offenders had an unknown age
- ❖ 24 offenders were over the age of 55



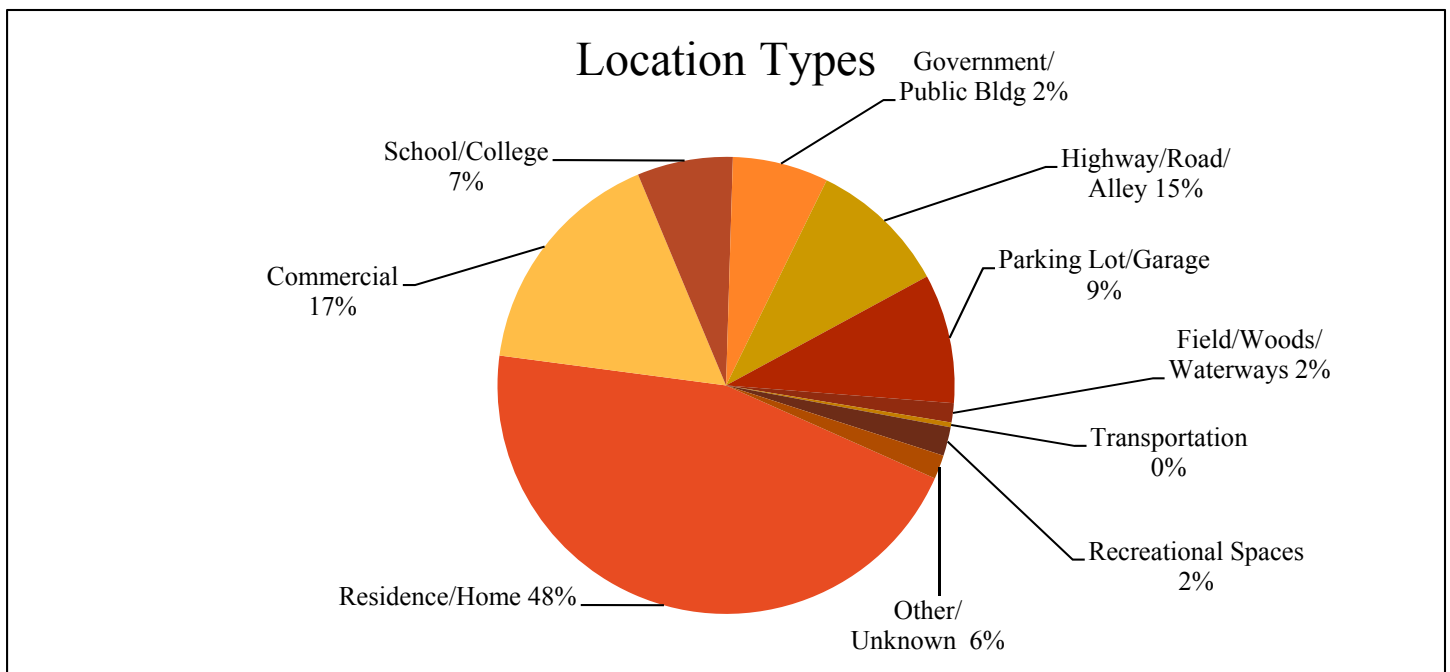
## When and Where

Time of day and day of week are examined in an effort to identify when hate crimes occur. The most common day for a hate crime incident to occur in 2014 was Saturday with 53 incidents, Simple Assault and Destruction/Damage/Vandalism were the most common offenses occurring during this time frame with 16 incidents each. Thursday and Friday had the next highest frequency with 45 incidents respectively. Tuesday had the least amount of incidents with 33. There is little variation between the other days.

The graph (right) details the time of day of when hate crime incidents occur. The majority of 2014 hate crimes occurred between the hours of 3:00 pm and 5:59pm. The most common crime happening during this time frame is Simple Assault with 16 incidents.



Using TIBRS location categories, the pie chart below depicts where hate crime incidents occurred in 2014. Residence/Home accounted for the greatest portion of the 295 reported offense locations with 45.4% of the incidents. Simple Assault (28.4%), Destruction/Damage/Vandalism (24.6%), and Aggravated Assault (14.9%) were the most common offenses with Residence/Home identified as the incident’s location. Five incidents had a location code of Other/Unknown.

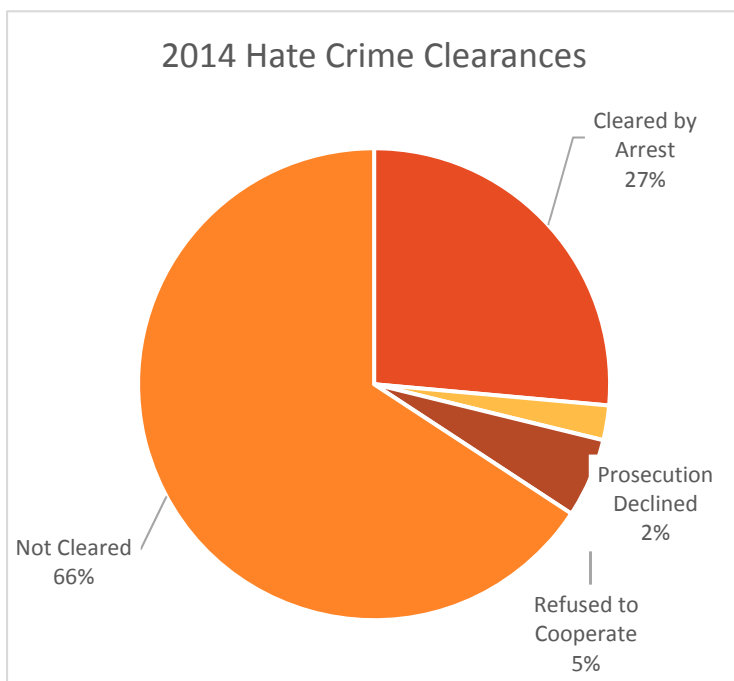


## Hate Crimes and Clearances

Of the 295 hate crime incidents reported in 2014, 101 clearances were reported. 78 (77.2%) of the 101 clearances were cleared by arrest in TIBRS. Approximately 7.8% of all hate crimes were cleared exceptionally as a result of victims refusing to cooperate or prosecution being declined by the district attorney. The table (right) details the number of 2014 bias motivated offenses cleared by arrest.

There are various factors that contribute to the low clearance rate of bias motivated crimes. Among other things, time of day and location in which the offense occurs could affect the availability of essential law enforcement investigation elements such as evidence, witnesses, etc. Additionally, victim fear of retaliation can also be considered when evaluating the clearance of hate crimes. Examination of the 2014 Victim to Offender relationship data reveals that 44.4% of the reported 340 victims knew their offender(s). This gives insight into the dilemma of uncooperative victims and/or witnesses law enforcement agencies potentially face when investigating crimes. The graph below details the percentage of 2014 bias motivated incidents cleared by arrest.

2014 Hate Crime Incidents Cleared by Arrest	
Offense Type	Cleared
<b>Crimes Against Persons</b>	
Murder	1
Kidnapping/Abduction	1
Forcible Sodomy	1
Forcible Fondling	1
Incest	1
Aggravated Assault	22
Simple Assault	41
Intimidation	10
Stalking	1
<b>Crimes Against Property</b>	
Arson	1
Burglary	1
Destruction/Damage/Vandalism	14
Robbery	1
Theft- Shoplifting	1
Theft From A Building	1
Theft – All Other Larceny	2
Motor Vehicle Theft	1
<b>Total</b>	<b>101</b>



- The offense type most frequently Cleared by Arrest was Simple Assault with 47.1% incidents cleared
- Only 14 of the 80 Destruction/Damage/Vandalism incidents were cleared
- The one Murder offense was Cleared by Arrest



## Bias by Jurisdiction

### Anti-Racial Bias

Agency	Crimes Against Persons	Victim Count
<b>Anti-Black or African American Bias</b>		
Bristol Police Department	Simple Assault	1
Chattanooga Police Department	Simple Assault	2
Claiborne County Sheriff's Office	Intimidation	1
Clarksville Police Department	Simple Assault	4
Crossville Police Department	Simple Assault	1
Dyersburg Police Department	Aggravated Assault	4
Elizabethton Police Department	Aggravated Assault	1
	Simple Assault	1
Kingston Police Department	Intimidation	1
Knox County Sheriff's Office	Aggravated Assault	1
	Intimidation	1
Mason Police Department	Intimidation	1
Memphis Police Department	Intimidation	1
Nashville Metro Police Department	Aggravated Assault	1
	Intimidation	2
Parsons Police Department	Simple Assault	2
Shelby County Sheriff's Office	Aggravated Assault	1
	Intimidation	1
	Simple Assault	5
TCAT- Dickson	Intimidation	1
Tulahoma Police Department	Simple Assault	1
<b>Anti-American Indian/Alaskan Native Bias</b>		
Millington Police Department	Simple Assault	1
<b>Anti-Asian Bias</b>		
Shelby County Sheriff's Office	Intimidation	2
<b>Anti-Multi-Racial Group Bias</b>		
Greeneville Police Department	Intimidation	2
<b>Anti-White Bias</b>		
Chattanooga Police Department	Intimidation	1
	Simple Assault	1
Clarksville Police Department	Aggravated Assault	1
Greeneville Police Department	Intimidation	1
Jackson Police Department	Kidnapping/Abduction	1
Knoxville Police Department	Aggravated Assault	2
	Simple Assault	3
Memphis Police Department	Murder	1
	Simple Assault	1
Nashville Metro Airport Police Department	Simple Assault	1
Nashville Metro Police Department	Simple Assault	1
Shelby County Sheriff's Office	Simple Assault	1
Washington County Sheriff's Office	Simple Assault	1





Anti-Racial Bias continued

Agency	Crimes Against Property	Victim Count
<b>Anti-African American or Black Bias</b>		
Bristol Police Department	Destruction/Damage/Vandalism	1
Chattanooga Police Department	Counterfeiting/Forgery	1
	Destruction/Damage/Vandalism	1
	Theft From Motor Vehicle	1
Cheatham County Sheriff's Office	Destruction/Damage/Vandalism	1
Clarksville Police Department	Arson	1
	Destruction/Damage/Vandalism	2
Hamilton County Sheriff's Office	Motor Vehicle Theft	1
Knox County Sheriff's Office	Destruction/Damage/Vandalism	1
Knoxville Police Department	Destruction/Damage/Vandalism	2
Lauderdale County Sheriff's Office	Destruction/Damage/Vandalism	1
Middle Tennessee State University	Destruction/Damage/Vandalism	1
Nashville Metro Police Department	Destruction/Damage/Vandalism	1
Savannah Police Department	Arson	1
Shelby County Sheriff's Office	Destruction/Damage/Vandalism	1
	Robbery	2
<b>Anti-American Indian/Alaskan Native Bias</b>		
Chattanooga Police Department	Theft- All Other Larceny	1
	Theft- Shoplifting	1
<b>Anti-Asian Bias</b>		
Alcoa Police Department	Destruction/Damage/Vandalism	2
Benton Police Department	Theft- All Other Larceny	1
<b>Anti-Multi-Racial Group Bias</b>		
Columbia Police Department	Destruction/Damage/Vandalism	5
<b>Anti-White Bias</b>		
Baxter Police Department	Theft- Shoplifting	1
Jackson Police Department	Burglary	1
	Robbery	1
Jefferson City Police Department	Destruction/Damage/Vandalism	4
Memphis Police Department	Destruction/Damage/Vandalism	2
Nashville Metro Police Department	Destruction/Damage/Vandalism	1
	Robbery	1
Overton County Sheriff's Office	Theft- All Other Larceny	1
Robertson County Sheriff's Office	Theft From Building	1
Shelby County Sheriff's Office	Destruction/Damage/Vandalism	1



## Anti-Ethnicity/National Origin Bias

Agency	Crimes Against Persons	Victim Count
<b>Anti-Hispanic or Latino Bias</b>		
Atoka Police Department	Simple Assault	1
Greeneville Police Department	Simple Assault	1
Jefferson County Sheriff's Office	Simple Assault	1
Marion County Sheriff's Office	Intimidation	1
Memphis Police Department	Simple Assault	1
Morristown Police Department	Simple Assault	1
<b>Anti-Not Hispanic or Latino Bias</b>		
Atoka Police Department	Aggravated Assault	3
	Simple Assault	2
Brighton Police Department	Forcible Fondling	1
	Simple Assault	1
Bristol Police Department	Simple Assault	4
Covington Police Department	Intimidation	3
	Simple Assault	4
Greeneville Police Department	Aggravated Assault	8
	Intimidation	6
	Simple Assault	13
Knoxville Police Department	Simple Assault	1
Memphis Police Department	Aggravated Assault	2
Millington Police Department	Aggravated Assault	2
Munford Police Department	Aggravated Assault	2
	Forcible Rape	1
	Simple Assault	3
Nashville Metro Police Department	Aggravated Assault	1
Shelby County Sheriff's Office	Intimidation	1
	Simple Assault	2
Van Buren County Sheriff's Office	Simple Assault	3

Agency	Crimes Against Property	Victim Count
<b>Anti-Not Hispanic or Latino Bias</b>		
Atoka Police Department	Destruction/Damage/Vandalism	2
Bristol Police Department	Destruction/Damage/Vandalism	1
Clarksville Police Department	Destruction/Damage/Vandalism	1
Greeneville Police Department	Destruction/Damage/Vandalism	5
Marion County Sheriff's Office	Destruction/Damage/Vandalism	1
	Theft- All Other Larceny	1
Monroe County Sheriff's Office	Destruction/Damage/Vandalism	1
Munford Police Department	Destruction/Damage/Vandalism	4
Ridgely Police Department	Theft- All Other Larceny	1
Sharon Police Department	Destruction/Damage/Vandalism	1
Shelby County Sheriff's Office	Destruction/Damage/Vandalism	2
Van Buren County Sheriff's Office	Destruction/Damage/Vandalism	1



## Anti-Religious Bias

Agency	Crimes Against Persons	Victim Count
<b>Anti-Atheism/Agnosticism Bias</b>		
Chattanooga Police Department	Simple Assault	1
<b>Anti-Islamic Bias</b>		
Knoxville Police Department	Intimidation	1
<b>Anti-Jewish Bias</b>		
Gallatin Police Department	Simple Assault	1
<b>Anti-Multi-Religious Group Bias</b>		
Spring Hill Police Department	Simple Assault	1
<b>Anti-Other Religion Bias</b>		
Clarksville Police Department	Simple Assault	2
Washington County Sheriff's Office	Simple Assault	1
<b>Anti-Protestant Bias</b>		
Greeneville Police Department	Intimidation	3

Agency	Crimes Against Property	Victim Count
<b>Anti- Atheism/Agnosticism Bias</b>		
Decaturville Police Department	Burglary	1
<b>Anti- Catholic Bias</b>		
Shelbyville Police Department	Burglary	1
	Destruction/Damage/Vandalism	1
<b>Anti- Islamic Bias</b>		
Middle Tennessee State University	Destruction/Damage/Vandalism	2
Washington County Sheriff's Office	Destruction/Damage/Vandalism	3
<b>Anti- Other Religion</b>		
Montgomery County Sheriff's Office	Destruction/Damage/Vandalism	1
<b>Anti- Protestant</b>		
Bristol Police Department	Destruction/Damage/Vandalism	2

## Anti-Disability Bias

Agency	Crimes Against Persons	Victim Count
<b>Anti-Physical Disability Bias</b>		
Knoxville Police Department	Aggravated Assault	1
Lawrence Police Department	Intimidation	1
Millington Police Department	Intimidation	1
Shelby County Sheriff's Office	Intimidation	1
<b>Anti-Mental Disability Bias</b>		
Bristol Police Department	Simple Assault	1
Greeneville Police Department	Aggravated Assault	4
	Simple Assault	1
Hickman County Sheriff's Office	Incest	1
Huntland Police Department	Simple Assault	1
Jackson Police Department	Simple Assault	2
Memphis Police Department	Aggravated Assault	1
	Simple Assault	2
Millington Police Department	Stalking	1
Shelby County Sheriff's Office	Simple Assault	2



## Anti-Disability Bias continued

Agency	Crimes Against Property	Victim Count
<b>Anti-Physical Disability Bias</b>		
Knoxville Police Department	Destruction/Damage/Vandalism	1
<b>Anti-Mental Disability Bias</b>		
Sullivan County Sheriff's Office	Destruction/Damage/Vandalism	1
Whitwell Police Department	Burglary	1

## Anti-Sexual Bias

Agency	Crimes Against Persons	Victim Count
<b>Anti- Female Homosexual (Lesbian) Bias</b>		
Fisk University	Aggravated Assault	1
Millington Police Department	Simple Assault	2
Rutherford County Sheriff's Office	Intimidation	1
<b>Anti- Male Homosexual (Gay) Bias</b>		
Chattanooga Police Department	Aggravated Assault	1
Clarksville Police Department	Aggravated Assault	1
Elizabethton Police Department	Aggravated Assault	1
Lewis County Sheriff's Office	Aggravated Assault	1
Memphis Police Department	Simple Assault	2
Monteagle Police Department	Simple Assault	1
Nashville Metro Police Department	Aggravated Assault	1
	Intimidation	2
	Simple Assault	1
Shelby County Sheriff's Office	Simple Assault	1
<b>Anti-Homosexual (Gays and Lesbians) Bias</b>		
Hamilton County Sheriff's Office	Simple Assault	2
Knoxville Police Department	Aggravated Assault	1
	Intimidation	2
Lawrence County Sheriff's Office	Simple Assault	1
Memphis Police Department	Intimidation	2
Shelby County Sheriff's Office	Simple Assault	2
Williamson County Sheriff's Office	Simple Assault	1
<b>Anti-Heterosexual Bias</b>		
Fisk University	Aggravated Assault	1
	Forcible Rape	1
<b>Anti-Gender Non-Conforming Bias</b>		
Fairview Police Department	Aggravated Assault	1
Franklin Police Department	Simple Assault	2
Meigs County Sheriff's Office	Simple Assault	3
<b>Anti-Transgender</b>		
Nashville Metro Police Department	Aggravated Assault	1



Anti-Sexual Bias continued

Agency	Crimes Against Property	Victim Count
<b>Anti-Bisexual Bias</b>		
Carter County Sheriff's Office	Motor Vehicle Theft	1
Clarksville Police Department	Destruction/Damage/Vandalism	1
<b>Anti-Male Homosexual (Gay) Bias</b>		
Clarksville Police Department	Robbery	1
<b>Anti-Homosexual (Gays and Lesbians) Bias</b>		
Clarksville Police Department	Destruction/Damage/Vandalism	2
Lebanon Police Department	Destruction/Damage/Vandalism	1
Rhodes College	Destruction/Damage/Vandalism	1
Vanderbilt University	Destruction/Damage/Vandalism	1
<b>Anti-Heterosexual Bias</b>		
Fisk University	Destruction/Damage/Vandalism	1
<b>Anti-Heterosexual Bias</b>		
Benton County Sheriff's Office	Arson	1
Fairview Police Department	Destruction/Damage/Vandalism	1
Maryville Police Department	Destruction/Damage/Vandalism	1

Unknown Bias

Agency	Crimes Against Persons	Victim Count
<b>Unknown Bias</b>		
Fayette County Sheriff's Office	Intimidation	1
Jefferson County Sheriff's Office	Forcible Sodomy	1
	Simple Assault	2
Johnson County Sheriff's Office	Simple Assault	1
Kingston Police Department	Stalking	1
Knoxville Police Department	Simple Assault	1
Munford Police Department	Intimidation	1
	Simple Assault	1
Nashville Metro Police Department	Aggravated Assault	1
Tennessee Department of Safety	Simple Assault	1

Agency	Crimes Against Property	Victim Count
<b>Unknown Bias</b>		
Aquinas College	Theft From Motor Vehicle	1
Atoka Police Department	Destruction/Damage/Vandalism	2
Berry Hill Police Department	Destruction/Damage/Vandalism	1
Covington Police Department	Destruction/Damage/Vandalism	1
Elizabethton Police Department	Destruction/Damage/Vandalism	1
Greeneville Police Department	Destruction/Damage/Vandalism	1
Jefferson County Sheriff's Office	Burglary	8
	Destruction/Damage/Vandalism	4
	Theft From Building	1
	Theft- All Other Larceny	2



Unknown Bias continued

Agency	Crimes Against Property	Victim Count
Unknown Bias		
Johnson County Sheriff's Office	Theft From Building	1
	Theft of Motor Vehicle Parts	1
	Theft- All Other Larceny	3
Kimball Police Department	Fraud- Credit Card/ATM	1
Knoxville Police Department	Destruction/Damage/Vandalism	1
Lawrence County Sheriff's Office	Destruction/Damage/Vandalism	1
Lewisburg Police Department	Robbery	1
Monterey Police Department	Theft- All Other Larceny	1
Munford Police Department	Theft From Building	1
Nashville Metro Police Department	Destruction/Damage/Vandalism	12
	Robbery	1
	Theft From Motor Vehicle	1
Rutherford County Sheriff's Office	Destruction/Damage/Vandalism	1
Watauga Police Department	Theft- All Other Larceny	1

