

# TENNESSEE LAW ENFORCEMENT OFFICERS KILLED OR ASSAULTED

2013



PREPARED BY TENNESSEE BUREAU OF INVESTIGATION  
CJIS SUPPORT CENTER



**BILL HASLAM**  
Governor

**TENNESSEE BUREAU OF INVESTIGATION**

901 R.S. Gass Boulevard  
Nashville, Tennessee 37216-2639  
(615) 744-4000  
TDD (615) 744-4001



**MARK GWYN**  
Director

May 20, 2014

Ladies and Gentlemen:

I would like to present the 2013 Law Enforcement Officers Killed or Assaulted (LEOKA) Report. This is the annual report published by the TBI presenting information on reported incidents of assaults or deaths of law enforcement officers in the line of duty that occurred in Tennessee. The information contained in the report is based on crime statistics information submitted by law enforcement agencies in Tennessee to TBI's Tennessee Incident Based Reporting System (TIBRS) program. TIBRS is the state version of the FBI's National Incident Based Reporting System (NIBRS) program. The information collected by TBI conforms to the national standard as presented in the FBI's annual LEOKA report. Please see [www.tncrimeonline.com](http://www.tncrimeonline.com) for additional information.

I am very proud of the efforts of all participating law enforcement agencies in the state to provide the data necessary to produce this report. Our combined efforts have resulted in a successful program and this annual report providing information on incidents involving assaults and deaths of our law enforcement officials.

Sincerely,

Mark Gwyn  
Director



## Introduction

The current report presents analyses of incidents in which Law Enforcement Officers were killed or assaulted in the line of duty in 2013. The information is collected through the Tennessee Incident Based Reporting System (TIBRS). Incident based reporting views a crime and all of its components as an “incident”. In order to obtain important information, facts recorded and preserved about the incident are organized into specific categories or segments. The vehicle used for recording these facts is a “data element”. Data elements provide information about crime and its involvement with victims, offenders, property, arrestees, etc.

Offenses included for analyses:

**Murder and Nonnegligent Manslaughter** – The willful (nonnegligent) killing of one human being by another.

**Aggravated Assault** – An unlawful attack by one person upon another wherein the offender uses a weapon or displays it in a threatening manner, or the victim suffers obvious severe or aggravated bodily injury involving apparent broken bones, loss of teeth, possible internal injury, severe laceration or loss of consciousness.

**Simple Assault** – An unlawful physical attack by one person upon another where neither the offender displays a weapon, nor the victim suffers obvious severe or aggravated bodily injury involving apparent broken bones, loss of teeth, possible internal injury, severe laceration or loss of consciousness.

**Intimidation** – To unlawfully place another person in reasonable fear of bodily harm through the use of threatening words and/or other conduct, but without displaying a weapon or subjecting the victim to actual physical attack.

**Stalking** – To intentionally and repeatedly follow or harass another person in such a manner as would cause that person to be in reasonable fear of being assaulted, suffering bodily injury or death.

In 2013, a total of 232 agencies reported Law Enforcement Officers Killed or Assaulted (LEOKA).

### LEOKA Reporting Agencies

78 Sheriffs' Offices  
141 Police Departments  
7 Colleges/Universities  
3 Task Forces  
2 State Agencies  
1 State Park



# 2013 LEOKA Highlights

The number of reported LEOKA victims decreased 3.7% from 2012. There were 1,834 reported LEOKA victims in 2013 compared to 1,905 reported in 2012.

In 2013, there were no Law Enforcement Officers reported as being killed in the line of duty.

The most frequently reported offense was Simple Assault at 58.3%.

The most frequently reported weapon type was Personal Weapons (Hands, Feet, Teeth, etc.) at 59.6%.

Firearms were reported as a Weapon Type 11.7% of the time.

The largest percentages of the incidents reported occurred on Friday (16.2%) and Saturday (16.8%).

The largest percentage of LEOKA incidents were reported as occurring between 6:00 p.m. and 11:59 p.m. (39.7%).

The most frequently reported location for LEOKA incidents was Residence/Home at 34.2%. The second most frequently reported location was Highway/Road/Alley at 24.8%.

A total of 1,626 LEOKA incidents were cleared resulting in an 88.7% clearance rate. A total of 1,588 (86.5%) were cleared by Arrest and the remaining 38 (2.1%) were cleared Exceptionally.

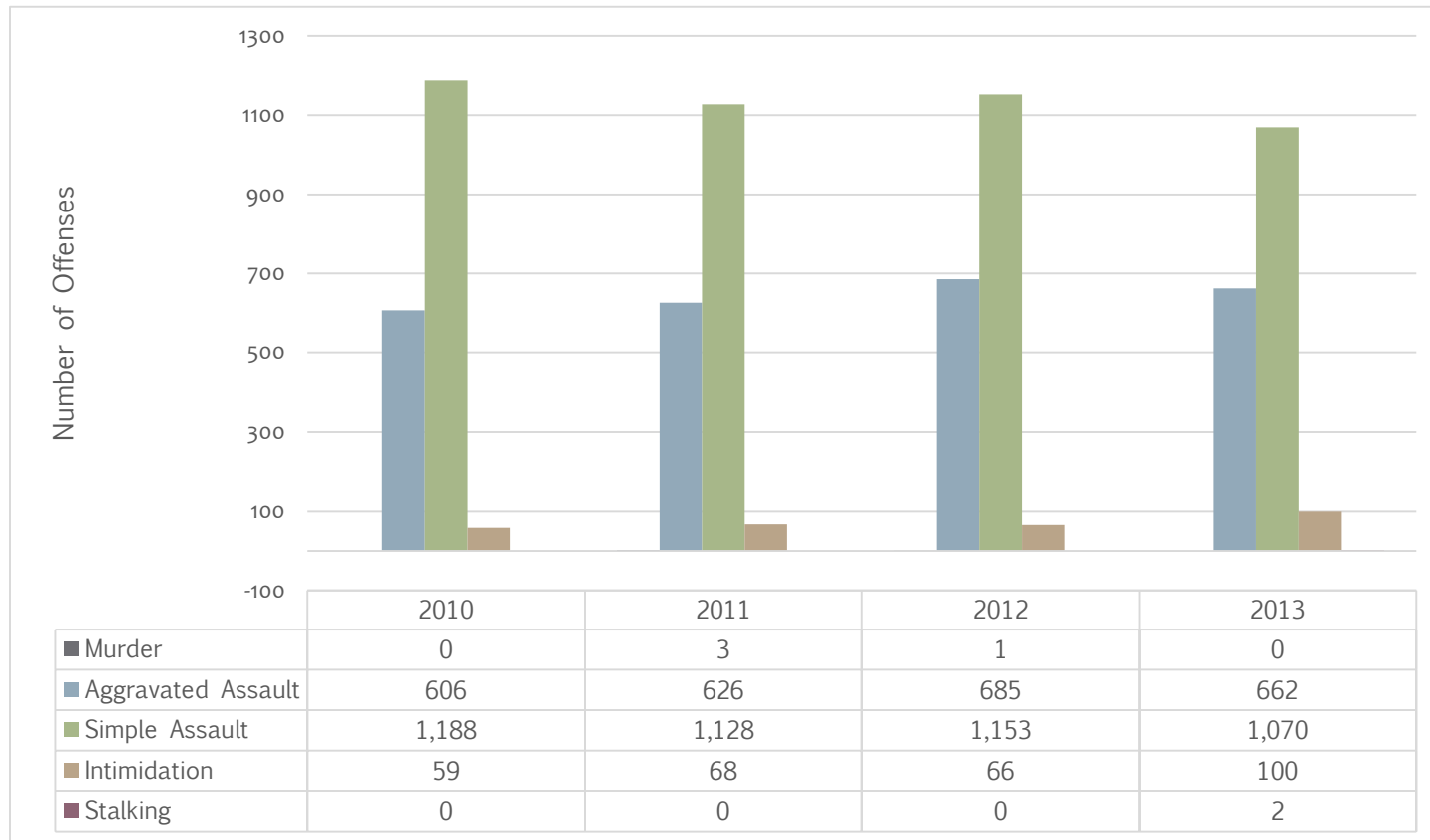
The most frequently reported Vehicle Assignments were One Officer Vehicle – Assisted (37.3%) and One Officer Vehicle – Alone (32.3%).

“Responding to ‘Disturbance’ Calls” accounted for 32.4% of all activity types.





# LEOKA Offenses 2010 to 2013

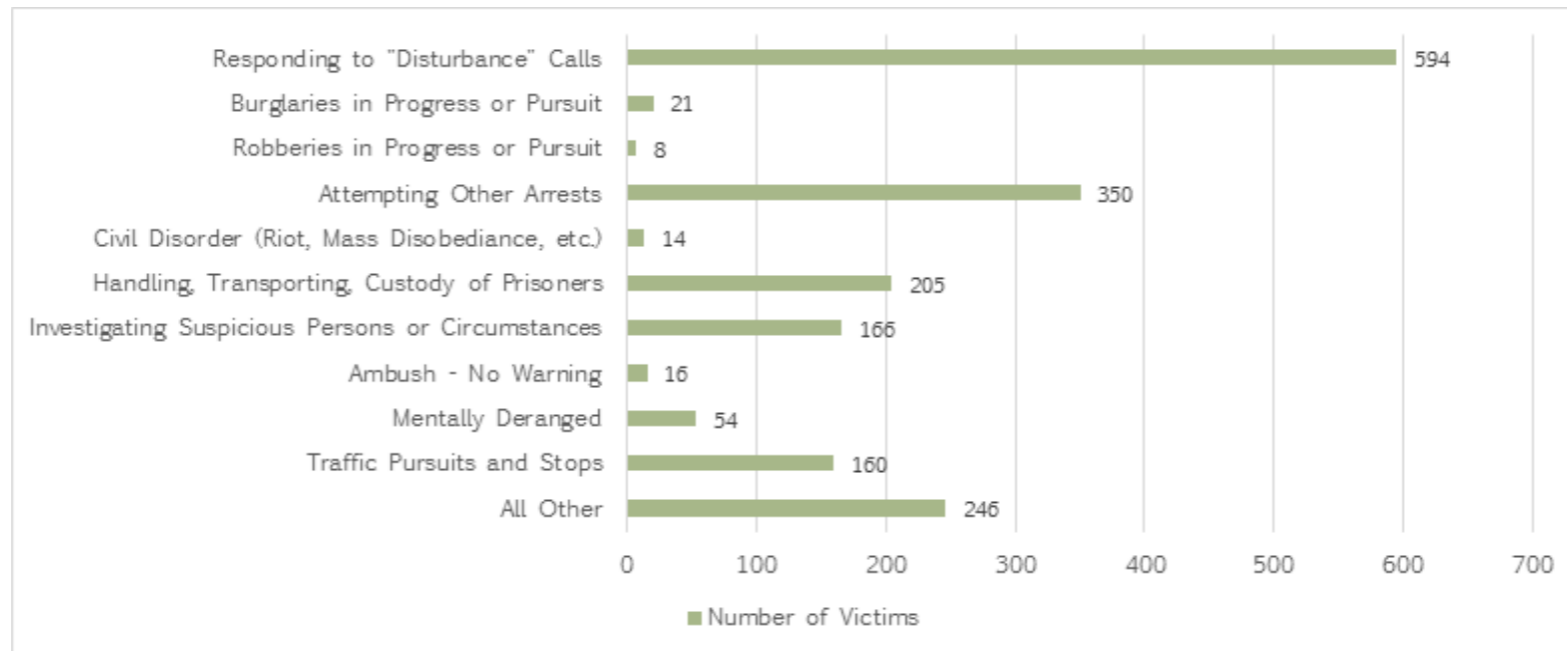


The total number of LEOKA offenses decreased 3.7% from 2012 to 2013. Reported Simple Assaults were lower in 2013 than the previous three years, a 9.9% decrease from 2010. Conversely, Intimidation offenses increased 69.5% from 2010 and 51.5% from 2012. Regarding the four year span above, 2013 was the only year in which law enforcement officers were victims of stalking incidents. No law enforcement officers were reported as killed in the line of duty in 2013.



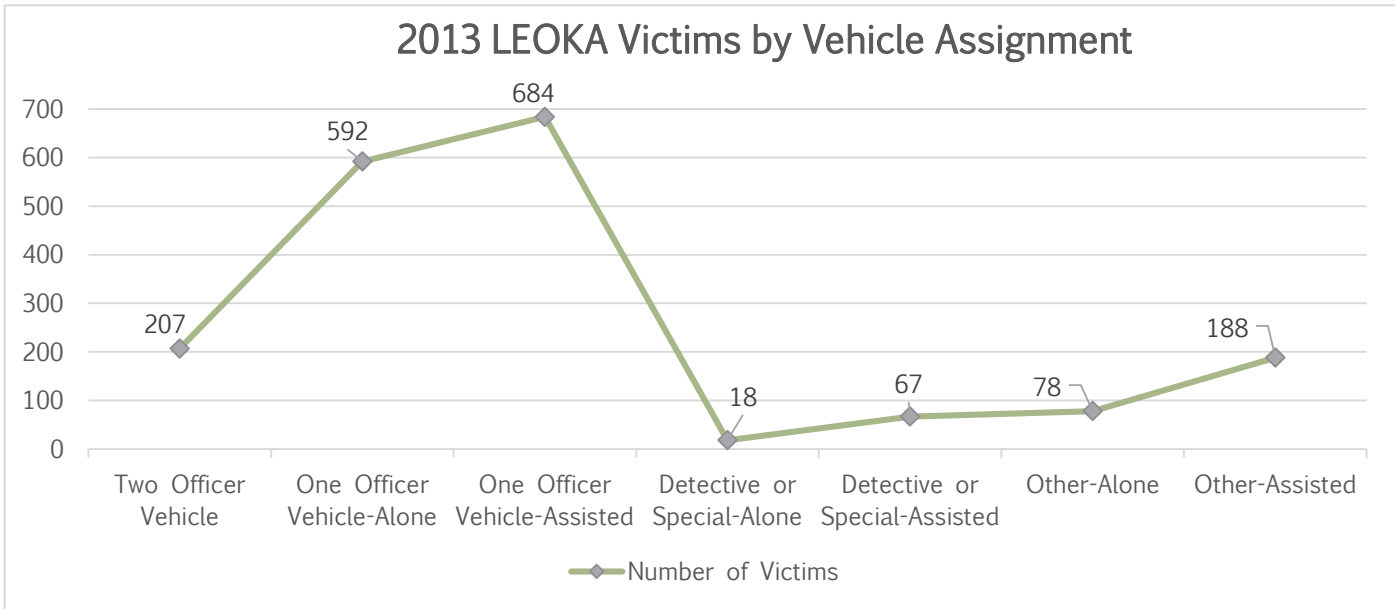
## 2013 LEOKA Victims by Activity Type

Offense	Responding to Disturbance	Burglary in Progress or Pursuit	Robbery in Progress or Pursuit	Attempting Other Arrests	Civil Disorder	Handling/Transporting/Custody of Prisoners	Investigating Suspicious Person/Circumstances	Ambush No Warning	Mentally Deranged	Traffic Pursuits/Stops	All Other	Total
Murder	0	0	0	0	0	0	0	0	0	0	0	0
Aggravated Assault	198	10	5	98	5	32	70	13	27	104	100	662
Simple Assault	362	11	2	239	9	158	93	3	23	47	123	1070
Intimidation	34	0	1	13	0	15	3	0	3	9	22	100
Stalking	0	0	0	0	0	0	0	0	1	0	1	2
<b>Total</b>	<b>594</b>	<b>21</b>	<b>8</b>	<b>350</b>	<b>14</b>	<b>205</b>	<b>166</b>	<b>16</b>	<b>54</b>	<b>160</b>	<b>246</b>	<b>1834</b>



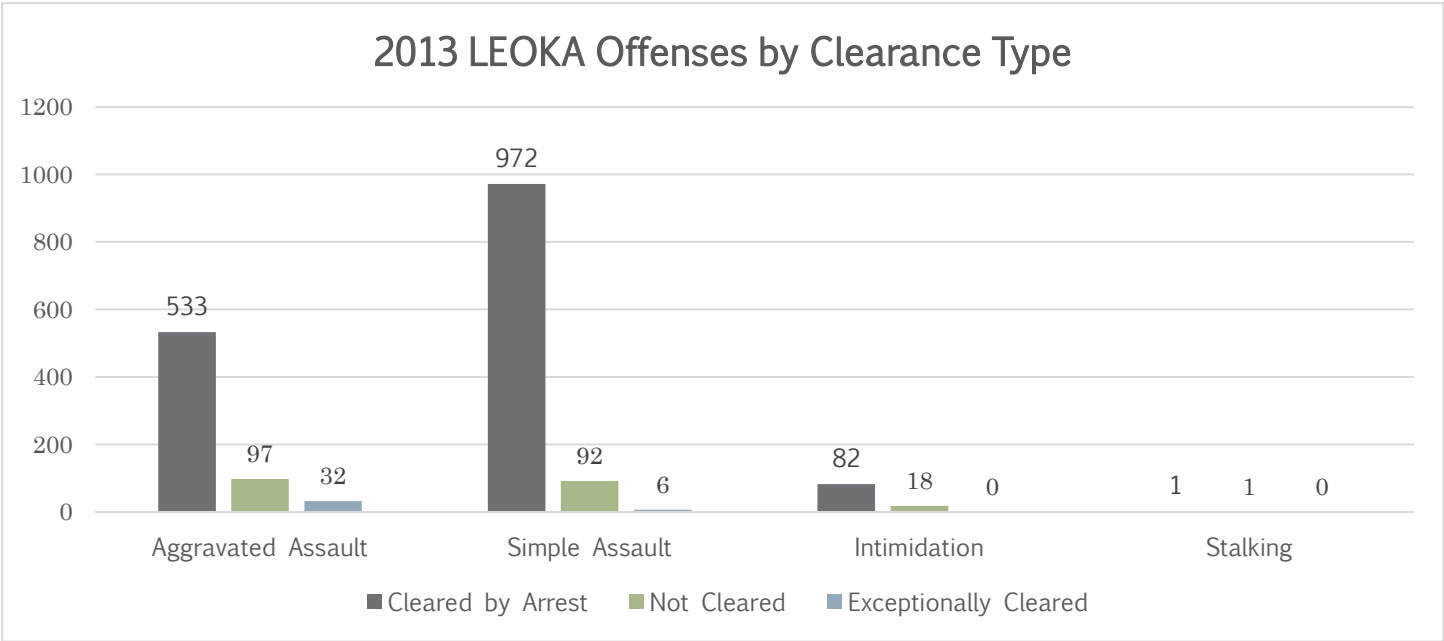
Each time an officer is assaulted in the line of duty, the type of activity in which the officer was engaged at the time of the assault is reported. Thirty-two percent of LEOKA victims in 2013 reported an activity type of "Responding to 'Disturbance' Calls". An additional 19.1% of victims reported an activity type of "Attempting Other Arrests". Regarding both the offense and activity type, Simple Assaults while "Responding to a Disturbance" were the most frequently reported.





Vehicle Assignment describes the law enforcement victim, as well as whether they were alone or assisted during a LEOKA incident. “Other-Alone” and “Other-Assisted” refers to officers that were assaulted in other capacities (i.e., foot patrol). Thirty-seven percent of LEOKA victims had a vehicle assignment of “One Officer Vehicle-Assisted”. An additional 32.3% fell under the category of “One Officer Vehicle-Alone”.

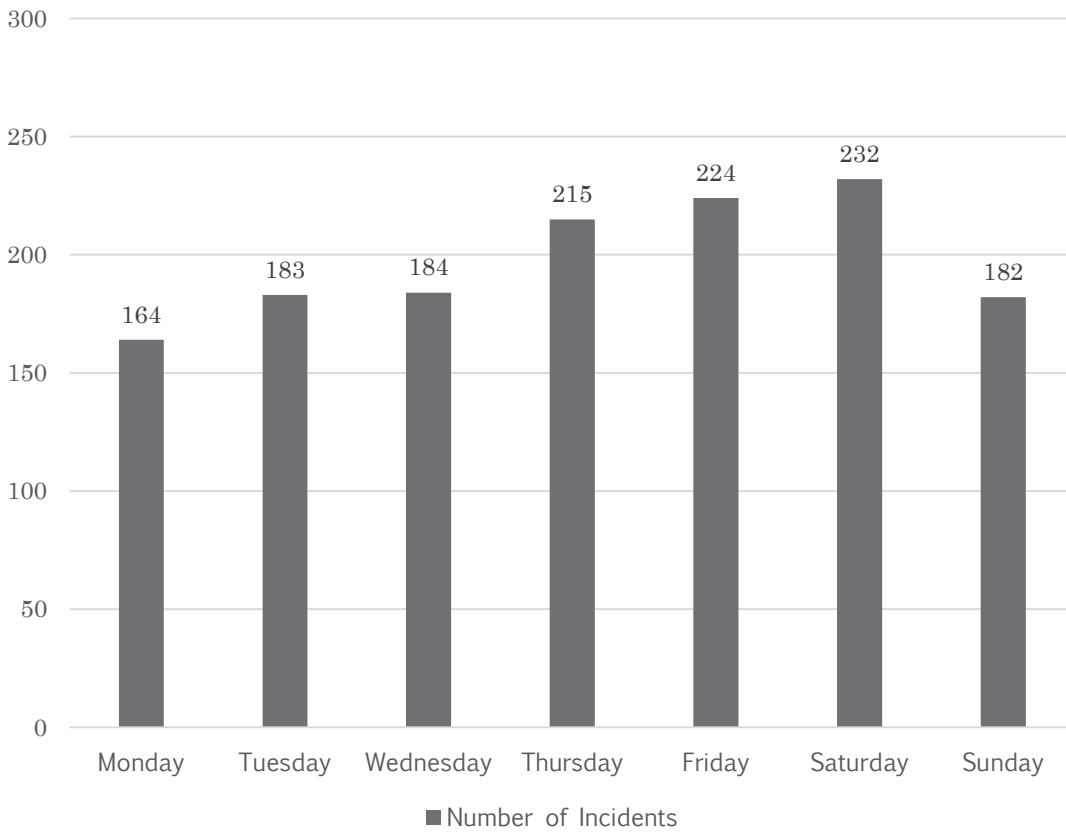
Offenses can either be cleared by arrest, not cleared, or cleared by exceptional means such as the death of the offender or prosecution being declined. Eighty-seven percent of offenses were cleared by arrest, 2.1% were cleared by exceptional means, and 11.3% were not cleared at the time of this report.



*Note: The above graph is a count of offenses.*



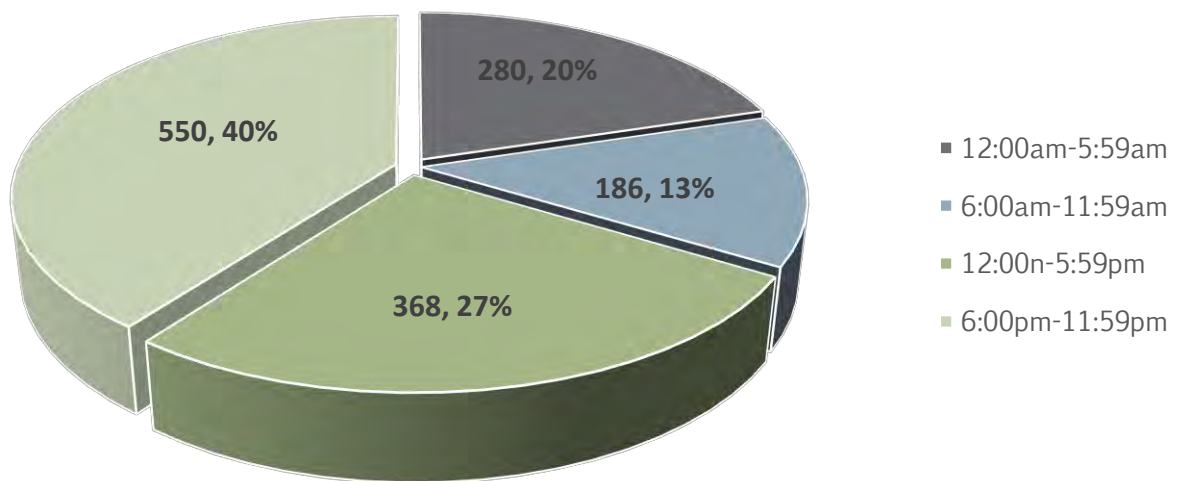
## 2013 LEOKA Incidents by Day of Week



The time frame of LEOKA incidents is an important element to consider. Thursday through Saturday had the highest amount of LEOKA incidents in comparison to the other days of the week.

Regarding time of day, 39.7% of LEOKA incidents occurred between 6:00pm and 11:59pm. The next most common time period was 12:00n to 5:59pm, which accounted for an additional 26.5% of incidents.

## 2013 LEOKA Incidents by Time of Day



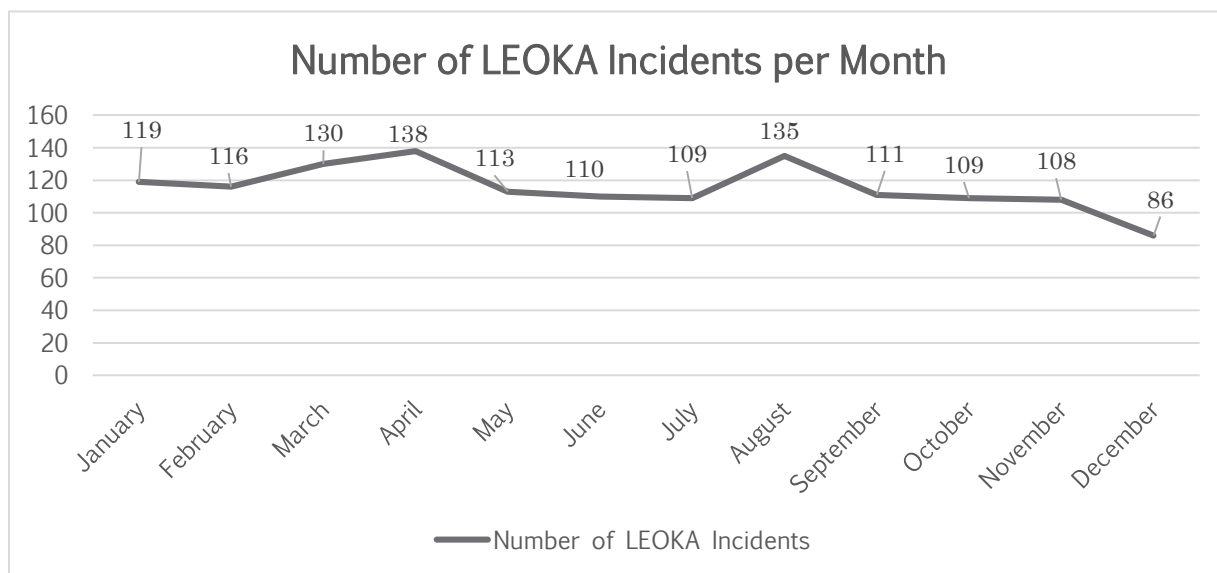
*Note: The above graphs are a count of incidents. There can be multiple offenses per incident.*



There were a total of 1,391 locations reported for LEOKA incidents in 2013. The most frequent offense location was “Residence/Home”, which accounted for 34.2% of the incidents. The next most frequent location was a “Highway/Road/Alley”, which constituted an additional 24.8% of offenses.

The line graph below demonstrates the monthly breakdown of LEOKA victims. Two notable decreases occurred from April to May (18.1%), as well as from November to December (20.4%). There was a slight spike in the number of incidents from July to August.

LEOKA Incidents by Location	
Number Of Incidents	Type of Location
476	Residence/Home
6	Air/Bus/Train Terminal
23	Bar/Night Club
5	Commercial/Office Building
15	Convenience Store
19	Department/Discount Store
1	Doctor's Office
34	Hospital
6	Grocery/Supermarket
14	Hotel/Motel/Etc.
1	Movie Theater
1	Pharmacy
7	Restaurant
6	Service/Gas Station
4	Shopping Mall
3	Specialty Store (TV, Fur, Etc.)
3	School - College/University
53	School - Elementary/Secondary
2	Church/Synagogue/Temple
41	Government/Public Building
132	Jail/Prison
1	Abandoned/Condemned Structure
345	Highway/Road/Alley
134	Parking Lot/Garage
15	Field/Woods
2	Arena/Stadium/Fairgrounds/Coliseum
6	Park/Playground
36	Other/Unknown



*Note: The above graphs are a count of incidents. There can be multiple offenses per incident.*

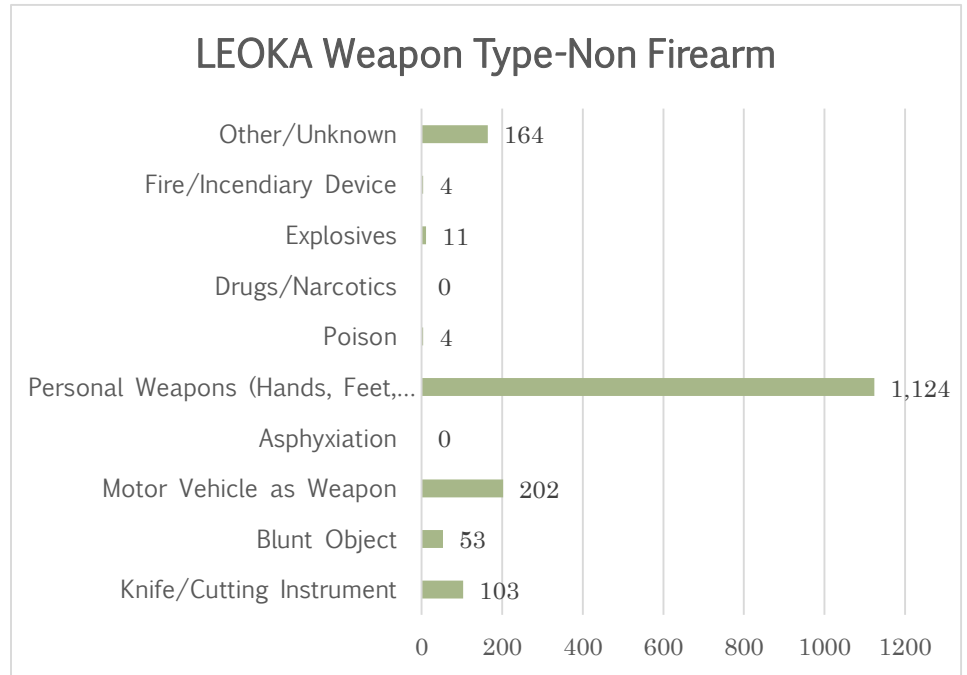
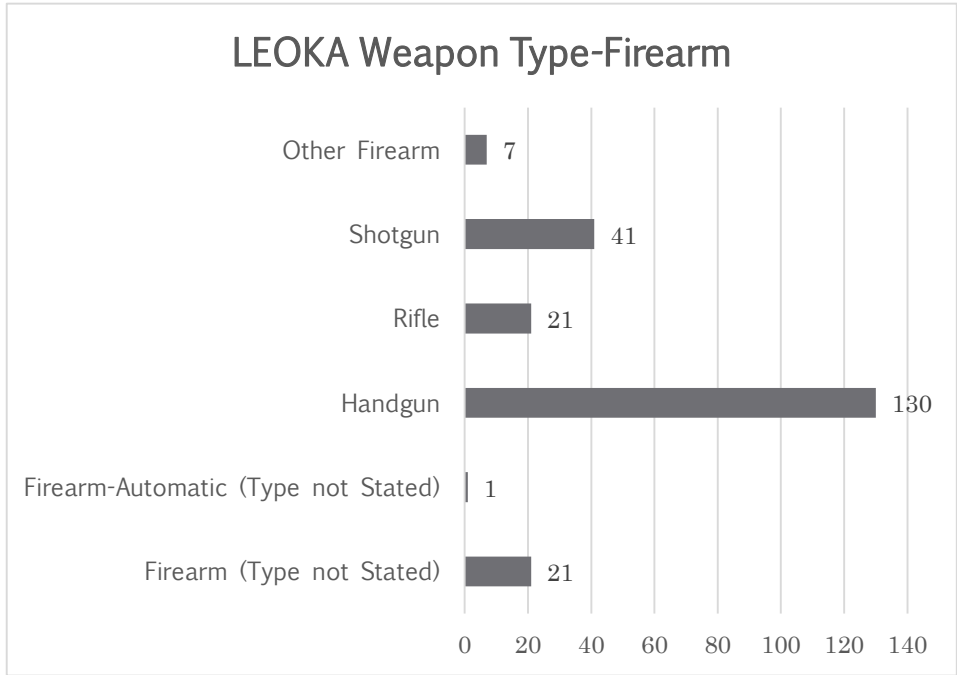


Injury Type is a required data element when reporting Aggravated and Simple Assaults. The most common Injury Type reported for 2013 LEOKA incidents was “None” followed by “Apparent Minor Injury”.

The charts below display the weapon types involved in LEOKA incidents in 2013. “Personal Weapons” was the most frequently reported weapon type. Of those labeled as “Firearm”, handguns (both automatic and not automatic) were the most frequently reported and accounted for 58.8% of all firearms and 6.9% of all weapons reported.

LEOKA by Injury Type		
	Number of Victims	
	Aggravated Assault	Simple Assault
Apparent Broken Bones	15	-
Possible Internal Injury	7	-
Severe Laceration	9	-
Apparent Minor Injury	115	361
None	505	709
Other Major Injury	14	0
Loss of Teeth	0	0
Unconsciousness	0	0

*Note: Up to five injuries can be reported per victim.*



*Note: Up to three weapons can be reported per incident.*



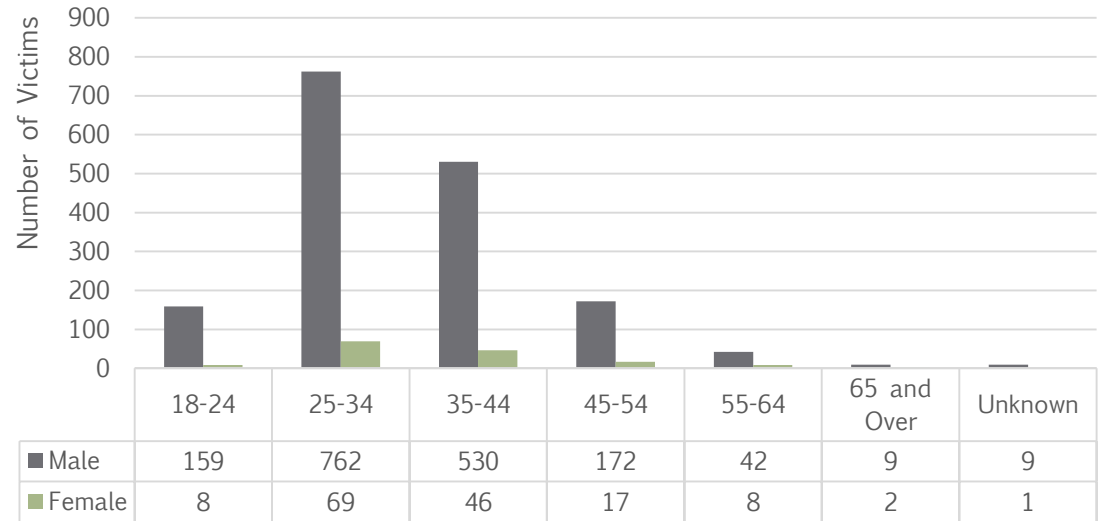
# LEOKA Victims

An analysis of LEOKA Victims by age and gender revealed that 41.5% of victims were 25 to 34 year old males. Males between the ages of 35 and 44 accounted for an additional 28.9% of victims. Females accounted for 8.2% of victims, with the majority falling in the 25 to 34 year old age range.

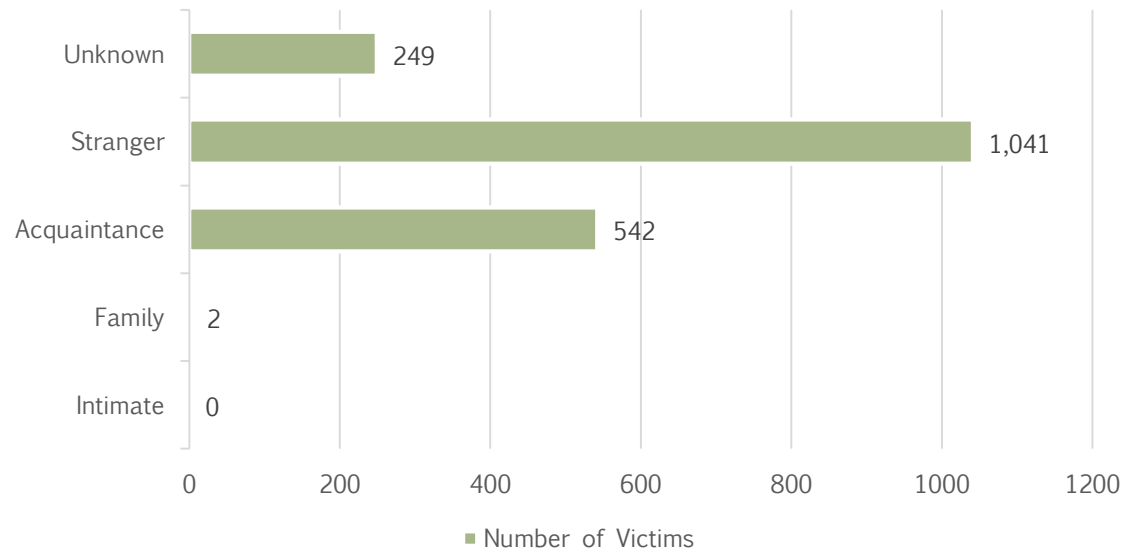
Regarding race, 89.5% of LEOKA victims were classified as White. An additional 9.9% of victims were classified as Black/African American.

An additional variable, Victim to Offender Relationship, was analyzed as well. The majority (56.8%) of offenders were strangers to the victim. Almost 30% of the Victim to Offender Relationships were classified as “Acquaintance”. This grouping includes sub-categories such as: friend, employee, neighbor, and otherwise known.

### LEOKA Victims by Age and Gender

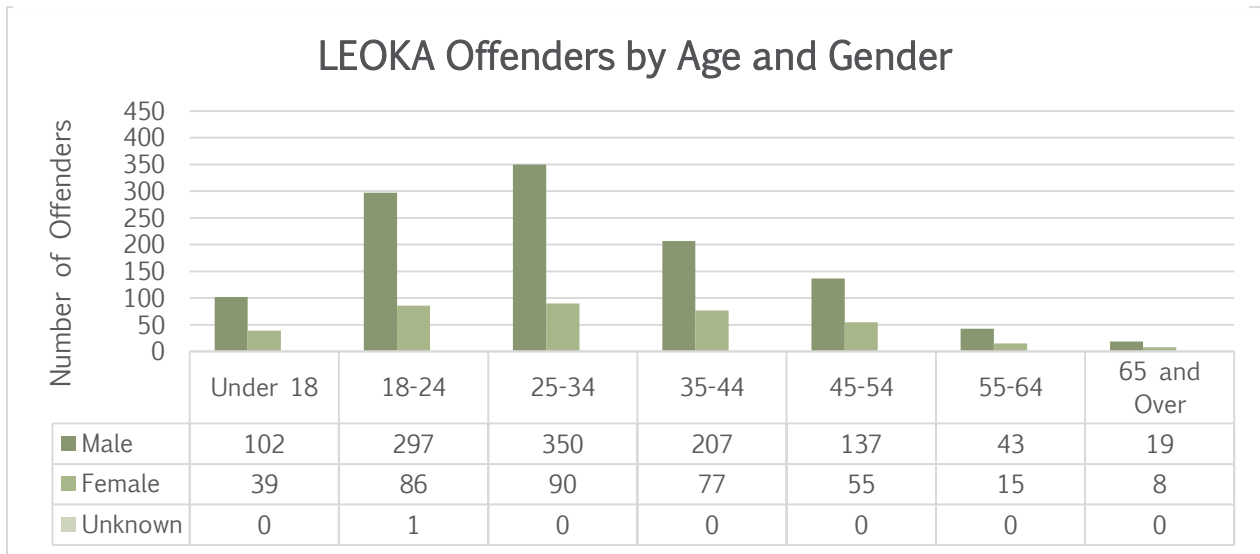


### LEOKA Victim to Offender Relationship

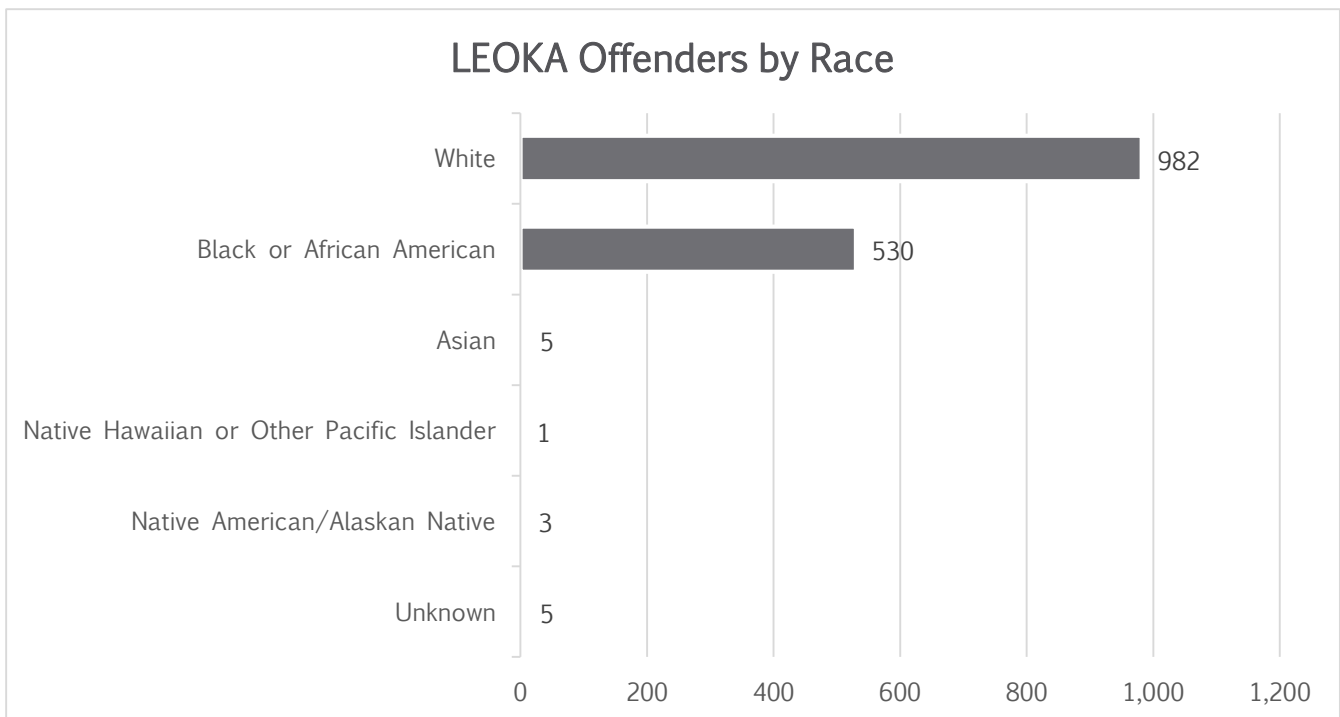




# LEOKA Offenders



The majority of offenders in LEOKA incidents were males (75.6%) between the ages of 25 and 34 (22.9%). Females only accounted for 24.2% of offenders. Out of the female offenders, most (47.6%) fell between the ages of 18 and 34. Regarding race, 64.4% of offenders were White, and 34.7% were Black/African American.



# 2013 LEOKA ACTIVITY TYPE BY AGENCY



Agency Name	Responding to Disturbance	Burglary in Progress or Pursuit	Robbery in Progress or Pursuit	Attempting Other Arrests	Civil Disorder	Handling/Transporting/Custody of Prisoners	Investigating Suspicious Person/Circumstances	Ambush No Warning	Mentally Deranged	Traffic Pursuits/Stops	All Other	Total
<b>Statewide Total</b>	<b>595</b>	<b>21</b>	<b>8</b>	<b>350</b>	<b>14</b>	<b>205</b>	<b>166</b>	<b>16</b>	<b>54</b>	<b>160</b>	<b>245</b>	<b>1,834</b>
<b>Sheriffs' Offices</b>												
Anderson County Sheriff's Office	7	0	0	0	0	4	0	0	0	1	0	12
Bedford County Sheriff's Office	1	0	0	0	0	0	0	0	0	0	1	2
Benton County Sheriff's Office	3	0	0	0	0	0	0	0	0	0	0	3
Blount County Sheriff's Office	1	0	0	3	0	2	1	0	0	2	0	9
Bradley County Sheriff's Office	4	0	0	0	1	2	0	0	0	1	3	11
Campbell County Sheriff's Office	1	0	0	2	0	1	0	0	0	0	2	6
Cannon County Sheriff's Office	5	0	0	0	0	1	0	0	0	0	1	7
Carroll County Sheriff's Office	0	0	0	1	0	0	0	0	0	1	0	2
Carter County Sheriff's Office	0	0	0	4	0	0	0	0	0	2	4	10
Cheatham County Sheriff's Office	0	0	0	2	0	0	0	0	0	0	0	2
Claiborne County Sheriff's Office	7	0	0	2	0	3	0	0	0	3	0	15
Cocke County Sheriff's Office	6	0	0	0	0	6	0	0	1	0	0	13
Coffee County Sheriff's Office	0	0	0	1	0	3	0	0	0	0	0	4
Crockett County Sheriff's Office	3	0	0	0	0	0	0	0	0	0	0	3
Cumberland County Sheriff's Office	6	2	0	5	0	2	0	0	0	3	0	18
Decatur County Sheriff's Office	1	0	0	0	0	2	0	0	0	0	0	3
DeKalb County Sheriff's Office	2	0	0	0	0	0	0	0	0	0	0	2
Dickson County Sheriff's Office	1	0	0	0	0	0	1	0	0	0	1	3
Fayette County Sheriff's Office	0	0	0	0	0	0	0	0	0	0	2	2
Fentress County Sheriff's Office	4	0	0	0	0	0	0	0	0	1	1	6
Franklin County Sheriff's Office	8	0	0	1	0	0	0	0	0	0	1	10
Gibson County Sheriff's Office	0	0	0	4	0	2	0	0	0	0	0	6
Grainger County Sheriff's Office	0	0	0	0	0	0	0	0	0	0	1	1
Greene County Sheriff's Office	3	0	0	0	0	1	0	0	0	0	0	4



Agency Name	Responding to Disturbance	Burglary in Progress or Pursuit	Robbery in Progress or Pursuit	Attempting Other Arrests	Civil Disorder	Handling/Transporting/Custody of Prisoners	Investigating Suspicious Person/Circumstances	Ambush No Warning	Mentally Deranged	Traffic Pursuits/Stops	All Other	Total
<b>Statewide Total</b>	<b>595</b>	<b>21</b>	<b>8</b>	<b>350</b>	<b>14</b>	<b>205</b>	<b>166</b>	<b>16</b>	<b>54</b>	<b>160</b>	<b>245</b>	<b>1,834</b>
Grundy County Sheriff's Office	2	0	0	1	0	3	0	0	0	0	0	6
Hamblen County Sheriff's Office	1	0	0	1	0	9	3	0	0	2	0	16
Hamilton County Sheriff's Office	17	0	1	3	1	0	3	0	4	1	6	36
Hardeman County Sheriff's Office	1	0	0	1	0	3	0	0	1	0	0	6
Hardin County Sheriff's Office	0	0	0	4	0	0	0	0	0	0	0	4
Henderson County Sheriff's Office	1	0	1	0	0	2	0	0	1	0	1	6
Henry County Sheriff's Office	0	0	0	0	0	7	0	0	0	0	0	7
Hickman County Sheriff's Office	2	0	0	1	0	0	0	0	0	0	2	5
Houston County Sheriff's Office	0	0	0	1	0	0	0	0	0	0	1	2
Humphreys County Sheriff's Office	0	0	0	0	0	0	0	0	0	0	3	3
Jackson County Sheriff's Office	2	0	0	0	0	1	0	0	0	0	0	3
Jefferson County Sheriff's Office	4	0	0	0	0	0	3	0	0	3	0	10
Johnson County Sheriff's Office	0	0	0	4	1	1	1	0	0	1	7	15
Knox County Sheriff's Office	3	0	0	13	0	11	0	0	0	1	1	29
Lauderdale County Sheriff's Office	4	2	0	3	0	1	0	0	0	0	0	10
Lawrence County Sheriff's Office	4	0	0	4	0	3	7	0	0	0	0	18
Lincoln County Sheriff's Office	0	0	0	0	0	0	1	0	0	0	0	1
Loudon County Sheriff's Office	0	0	0	0	0	2	1	0	0	0	0	3
Macon County Sheriff's Office	0	0	0	0	0	0	0	0	0	0	1	1
Madison County Sheriff's Office	2	0	0	5	0	0	0	0	3	1	0	11
Marion County Sheriff's Office	1	0	0	0	0	0	0	0	0	1	1	3
Marshall County Sheriff's Office	0	0	0	0	0	0	0	0	0	1	1	2
Maury County Sheriff's Office	5	0	0	2	0	0	0	0	0	2	2	11
McMinn County Sheriff's Office	0	0	0	0	0	0	0	0	0	0	1	1
McNairy County Sheriff's Office	2	0	0	0	0	0	0	0	0	0	1	3



Agency Name	Responding to Disturbance	Burglary in Progress or Pursuit	Robbery in Progress or Pursuit	Attempting Other Arrests	Civil Disorder	Handling/Transporting/Custody of Prisoners	Investigating Suspicious Person/Circumstances	Ambush No Warning	Mentally Deranged	Traffic Pursuits/Stops	All Other	Total
<b>Statewide Total</b>	<b>595</b>	<b>21</b>	<b>8</b>	<b>350</b>	<b>14</b>	<b>205</b>	<b>166</b>	<b>16</b>	<b>54</b>	<b>160</b>	<b>245</b>	<b>1,834</b>
Meigs County Sheriff's Office	0	0	0	0	0	0	0	0	0	1	0	1
Metro Hartsville/Trousdale County Sheriff's Office	0	0	0	0	0	1	0	0	0	0	0	1
Monroe County Sheriff's Office	5	0	0	0	0	0	0	0	0	0	1	6
Montgomery County Sheriff's Office	4	0	0	2	0	3	0	0	0	1	2	12
Morgan County Sheriff's Office	0	0	0	1	0	0	0	0	0	0	1	2
Obion County Sheriff's Office	1	0	0	0	0	0	0	0	0	1	0	2
Overton County Sheriff's Office	6	0	0	1	0	0	0	0	0	1	0	8
Perry County Sheriff's Office	0	0	0	0	0	0	0	0	1	0	1	2
Putnam County Sheriff's Office	3	0	0	1	0	0	1	0	0	0	0	5
Rhea County Sheriff's Office	1	0	0	1	0	6	0	0	1	0	0	9
Roane County Sheriff's Office	1	0	0	1	0	1	1	0	0	2	3	9
Rutherford County Sheriff's Office	5	1	0	1	0	1	1	0	0	4	1	14
Scott County Sheriff's Office	1	0	0	0	0	0	0	0	0	0	3	4
Sequatchie County Sheriff's Office	0	0	0	0	0	1	0	0	0	0	6	7
Sevier County Sheriff's Office	1	0	0	1	1	0	0	0	0	0	0	3
Shelby County Sheriff's Office	22	5	0	25	1	11	21	4	6	14	7	116
Smith County Sheriff's Office	0	0	0	1	0	0	0	0	0	0	0	1
Sullivan County Sheriff's Office	18	1	0	0	0	2	1	0	0	1	17	40
Sumner County Sheriff's Office	3	0	0	1	0	0	0	0	0	0	0	4
Tipton County Sheriff's Office	8	0	0	0	0	2	6	0	1	2	0	19
Unicoi County Sheriff's Office	0	0	0	0	0	0	0	0	3	1	0	4
Union County Sheriff's Office	3	0	0	2	0	0	2	0	0	1	2	10
Warren County Sheriff's Office	0	0	0	0	1	0	2	0	0	1	0	4
Washington County Sheriff's Office	1	0	0	6	0	2	0	0	1	0	4	14
Wayne County Sheriff's Office	4	0	0	1	0	0	0	0	0	0	0	5



Agency Name	Responding to Disturbance	Burglary in Progress or Pursuit	Robbery in Progress or Pursuit	Attempting Other Arrests	Civil Disorder	Handling/Transporting/Custody of Prisoners	Investigating Suspicious Person/Circumstances	Ambush No Warning	Mentally Deranged	Traffic Pursuits/Stops	All Other	Total
<b>Statewide Total</b>	<b>595</b>	<b>21</b>	<b>8</b>	<b>350</b>	<b>14</b>	<b>205</b>	<b>166</b>	<b>16</b>	<b>54</b>	<b>160</b>	<b>245</b>	<b>1,834</b>
Weakley County Sheriff's Office	0	0	0	0	0	8	3	0	0	4	0	15
White County Sheriff's Office	4	0	0	2	0	0	0	0	0	0	0	6
Williamson County Sheriff's Office	5	0	0	0	0	8	1	0	1	1	0	16
Wilson County Sheriff's Office	5	0	1	0	1	6	0	0	2	2	0	17
<b>Police Departments</b>												
Alcoa Police Department	1	0	0	0	0	0	0	0	0	4	0	5
Alexandria Police Department	1	0	0	0	0	0	0	0	0	0	0	1
Athens Police Department	10	0	0	3	0	3	0	0	0	0	0	16
Bartlett Police Department	1	0	0	1	0	0	0	0	0	0	0	2
Bean Station Police Department	1	0	0	0	0	0	1	0	0	0	0	2
Bells Police Department	1	0	0	0	0	0	0	0	0	0	0	1
Bluff City Police Department	0	0	0	0	0	0	2	0	0	0	0	2
Bolivar Police Department	0	0	0	0	0	0	0	0	0	2	0	2
Bradford Police Department	0	0	0	2	0	0	0	0	0	2	0	4
Brentwood Police Department	1	0	0	2	0	2	0	0	1	0	1	7
Bristol Police Department	3	0	0	0	0	0	0	0	0	0	0	3
Brownsville Police Department	7	0	0	2	0	0	0	0	0	0	0	9
Bruceston Police Department	0	0	0	1	0	0	0	0	0	1	0	2
Celina Police Department	1	0	0	0	0	0	0	0	0	0	0	1
Chapel Hill Police Department	1	0	0	1	0	0	0	0	0	0	0	2
Chattanooga Housing Authority	0	0	0	0	0	0	1	0	0	0	1	2
Chattanooga Police Department	17	1	4	14	1	1	6	0	2	13	10	69
Church Hill Public Safety	1	0	0	0	0	0	0	0	0	0	4	5
Clarksville Police Department	11	0	0	6	0	3	1	0	1	1	3	26
Cleveland Police Department	8	0	0	2	0	0	1	0	0	0	1	12



Agency Name	Responding to Disturbance	Burglary in Progress or Pursuit	Robbery in Progress or Pursuit	Attempting Other Arrests	Civil Disorder	Handling/Transporting/Custody of Prisoners	Investigating Suspicious Person/Circumstances	Ambush No Warning	Mentally Deranged	Traffic Pursuits/Stops	All Other	Total
<b>Statewide Total</b>	<b>595</b>	<b>21</b>	<b>8</b>	<b>350</b>	<b>14</b>	<b>205</b>	<b>166</b>	<b>16</b>	<b>54</b>	<b>160</b>	<b>245</b>	<b>1,834</b>
Collegedale Police Department	7	0	0	0	0	0	0	0	0	0	3	10
Collierville Police Department	0	0	0	1	0	0	0	0	0	2	1	4
Columbia Police Department	5	0	0	3	0	0	0	0	0	2	2	12
Cookeville Police Department	1	0	0	0	0	3	1	0	1	0	0	6
Copperhill Police Department	1	0	0	0	0	0	0	0	0	0	0	1
Covington Police Department	2	0	0	3	1	0	1	0	0	0	2	9
Cowan Police Department	1	0	0	0	0	0	0	0	0	0	0	1
Crossville Police Department	4	0	0	3	0	0	0	0	0	0	2	9
Dandridge Police Department	2	0	0	0	0	0	0	0	0	0	0	2
Dayton Police Department	7	0	0	1	0	1	0	0	0	0	0	9
Decatur Police Department	0	0	0	0	0	0	0	0	0	0	1	1
Decherd Police Department	1	0	0	0	0	0	0	0	0	0	0	1
Dickson Police Department	0	1	0	0	1	1	0	0	0	0	0	3
Dover Police Department	0	0	0	2	0	0	0	0	0	0	0	2
Dresden Police Department	0	0	0	1	0	0	0	0	0	0	0	1
Dunlap Police Department	0	0	0	0	1	0	0	0	0	0	0	1
Dyersburg Police Department	5	0	0	0	0	0	0	0	0	1	3	9
East Ridge Police Department	4	0	0	0	0	0	0	0	0	2	1	7
Elizabethton Police Department	1	0	0	0	0	0	1	0	0	3	0	5
Erwin Police Department	3	0	0	0	0	0	0	0	0	1	1	5
Etowah Police Department	0	0	0	0	0	0	0	0	0	4	0	4
Fairview Police Department	1	0	0	0	0	0	1	0	0	1	0	3
Fayetteville Police Department	2	0	0	1	0	0	1	0	0	1	0	5
Franklin Police Department	7	0	0	2	0	1	3	0	0	0	2	15
Gadsden Police Department	0	0	0	0	0	0	0	0	0	0	1	1





Agency Name	Responding to Disturbance	Burglary in Progress or Pursuit	Robbery in Progress or Pursuit	Attempting Other Arrests	Civil Disorder	Handling/Transporting/Custody of Prisoners	Investigating Suspicious Person/Circumstances	Ambush No Warning	Mentally Deranged	Traffic Pursuits/Stops	All Other	Total
<b>Statewide Total</b>	<b>595</b>	<b>21</b>	<b>8</b>	<b>350</b>	<b>14</b>	<b>205</b>	<b>166</b>	<b>16</b>	<b>54</b>	<b>160</b>	<b>245</b>	<b>1,834</b>
Gallatin Police Department	10	0	0	1	0	0	2	0	1	1	3	18
Germantown Police Department	0	0	0	0	0	0	0	0	0	0	1	1
Goodlettsville Police Department	0	0	0	0	0	0	0	0	0	1	0	1
Graysville Police Department	1	0	0	0	0	0	0	0	0	0	0	1
Greenbrier Police Department	0	0	0	1	0	0	0	0	0	0	0	1
Greeneville Police Department	1	0	0	0	0	0	0	0	0	0	1	2
Greenfield Police Department	2	0	0	1	0	0	0	0	0	0	1	4
Halls Police Department	1	0	0	0	0	2	0	0	0	0	1	4
Harriman Police Department	1	0	0	0	0	0	0	0	0	0	0	1
Henderson Police Department	1	0	0	0	0	0	0	0	0	0	0	1
Hendersonville Police Department	10	0	0	9	0	0	1	0	0	3	0	23
Hornbeak Police Department	1	0	0	0	0	0	0	0	0	0	0	1
Humboldt Police Department	6	0	0	1	0	1	1	0	0	0	6	15
Huntland Police Department	0	0	0	1	0	0	0	0	0	0	0	1
Jacksboro Police Department	2	0	0	0	0	0	2	0	0	0	0	4
Jackson Police Department	17	0	0	13	0	4	5	0	0	2	1	42
Jamestown Police Department	1	0	0	0	0	0	0	0	0	0	1	2
Jasper Police Department	1	0	0	0	0	0	0	0	0	0	0	1
Jefferson City Police Department	3	0	0	0	0	0	0	0	0	0	0	3
Jellico Police Department	0	0	0	1	0	0	1	0	0	1	1	4
Johnson City Police Department	8	0	0	6	0	5	4	0	0	0	3	26
Kingsport Police Department	4	0	0	3	0	3	3	0	0	6	1	20
Kingston Police Department	0	0	0	0	0	0	1	0	0	2	1	4
Knoxville Police Department	9	1	0	14	0	4	4	0	1	2	7	42
LaFayette Police Department	1	0	0	0	0	0	0	0	0	0	0	1



Agency Name	Responding to Disturbance	Burglary in Progress or Pursuit	Robbery in Progress or Pursuit	Attempting Other Arrests	Civil Disorder	Handling/Transporting/Custody of Prisoners	Investigating Suspicious Person/Circumstances	Ambush No Warning	Mentally Deranged	Traffic Pursuits/Stops	All Other	Total
<b>Statewide Total</b>	<b>595</b>	<b>21</b>	<b>8</b>	<b>350</b>	<b>14</b>	<b>205</b>	<b>166</b>	<b>16</b>	<b>54</b>	<b>160</b>	<b>245</b>	<b>1,834</b>
LaFollette Police Department	0	0	0	3	0	0	0	0	0	1	0	4
Lake City Police Department	0	0	0	0	0	1	0	0	0	0	0	1
Lawrenceburg Police Department	1	0	0	0	0	0	0	0	3	0	3	7
Lebanon Police Department	5	0	0	1	1	0	0	0	0	0	0	7
Lenoir City Police Department	2	0	0	0	0	0	0	0	0	0	0	2
Lewisburg Police Department	6	0	0	0	0	0	0	0	0	0	1	7
Lexington Police Department	0	0	0	0	0	0	0	0	0	0	3	3
Livingston Police Department	1	0	0	0	0	0	0	0	0	0	0	1
Manchester Police Department	2	0	0	0	0	0	0	0	0	0	0	2
Martin Police Department	0	0	0	1	1	0	0	0	0	0	0	2
Maryville Police Department	3	0	0	1	0	0	2	0	0	2	0	8
Mason Police Department	2	0	0	0	0	0	0	0	0	1	0	3
McEwen Police Department	0	0	0	0	0	0	0	0	0	0	2	2
McKenzie Police Department	3	0	0	0	0	0	0	2	0	0	0	5
McMinnville Police Department	0	0	0	2	0	1	0	0	0	0	0	3
Medina Police Department	0	0	0	0	0	0	1	0	0	0	0	1
Memphis Police Department	39	0	1	47	0	18	34	9	8	6	29	191
Milan Police Department	3	0	0	0	0	1	0	0	0	0	0	4
Millersville Police Department	0	0	0	0	0	1	0	0	0	0	1	2
Millington Police Department	0	0	0	2	0	0	0	0	0	2	0	4
Monterey Police Department	0	1	0	0	0	0	0	0	0	0	0	1
Morristown Police Department	4	0	0	9	0	1	4	0	0	1	1	20
Mount Carmel Police Department	1	0	0	0	0	0	0	0	0	0	0	1
Mount Pleasant Police Department	0	0	0	1	0	1	0	0	0	0	0	2
Munford Police Department	0	0	0	2	0	1	0	0	0	0	0	3



Agency Name	Responding to Disturbance	Burglary in Progress or Pursuit	Robbery in Progress or Pursuit	Attempting Other Arrests	Civil Disorder	Handling/Transporting/Custody of Prisoners	Investigating Suspicious Person/Circumstances	Ambush No Warning	Mentally Deranged	Traffic Pursuits/Stops	All Other	Total
<b>Statewide Total</b>	<b>595</b>	<b>21</b>	<b>8</b>	<b>350</b>	<b>14</b>	<b>205</b>	<b>166</b>	<b>16</b>	<b>54</b>	<b>160</b>	<b>245</b>	<b>1,834</b>
Murfreesboro Police Department	17	2	0	20	0	2	1	0	0	2	5	49
Nashville Metro Airport Police Department	0	0	0	0	0	1	0	0	0	0	0	1
Nashville Metro Police Department	13	3	0	12	0	4	12	0	0	9	10	63
Newbern Police Department	0	0	0	1	0	3	0	0	0	0	0	4
Newport Police Department	0	0	0	1	0	1	0	0	0	0	0	2
Oak Ridge Police Department	2	0	0	0	0	0	0	0	0	0	0	2
Oakland Police Department	2	0	0	0	0	0	0	0	0	0	2	4
Oliver Springs Police Department	0	0	0	2	0	0	0	0	0	0	0	2
Oneida Police Department	3	0	0	0	0	0	0	0	0	0	0	3
Paris Police Department	3	0	0	0	0	0	0	0	0	0	0	3
Parsons Police Department	0	0	0	0	0	0	0	0	0	0	1	1
Pittman Center Police Department	0	0	0	0	0	0	0	0	2	0	0	2
Plainview Police Department	1	0	0	0	0	0	0	0	0	0	0	1
Portland Police Department	4	0	0	5	0	2	1	0	0	1	1	14
Pulaski Police Department	1	0	0	0	0	1	0	0	0	0	0	2
Red Bank Police Department	4	0	0	0	0	0	2	0	2	1	2	11
Rockwood Police Department	1	0	0	0	0	0	0	0	0	0	0	1
Rogersville Police Department	2	0	0	0	0	0	0	0	0	0	0	2
Rutherford Police Department	0	0	0	0	0	0	0	0	0	1	0	1
Selmer Police Department	2	0	0	0	0	1	0	0	0	1	0	4
Shelbyville Police Department	1	0	0	1	0	1	0	0	0	0	1	4
Signal Mountain Police Department	2	0	0	0	0	0	0	0	0	0	0	2
Smithville Police Department	5	0	0	0	0	1	0	0	0	0	0	6
Smyrna Police Department	1	0	0	0	0	0	0	0	0	0	0	1
Sneedville Police Department	0	0	0	0	0	0	0	1	0	0	0	1



Agency Name	Responding to Disturbance	Burglary in Progress or Pursuit	Robbery in Progress or Pursuit	Attempting Other Arrests	Civil Disorder	Handling/Transporting/Custody of Prisoners	Investigating Suspicious Person/Circumstances	Ambush No Warning	Mentally Deranged	Traffic Pursuits/Stops	All Other	Total
<b>Statewide Total</b>	<b>595</b>	<b>21</b>	<b>8</b>	<b>350</b>	<b>14</b>	<b>205</b>	<b>166</b>	<b>16</b>	<b>54</b>	<b>160</b>	<b>245</b>	<b>1,834</b>
Soddy Daisy Police Department	2	0	0	4	0	0	0	0	0	0	3	9
South Carthage Police Department	0	0	0	0	0	0	0	0	0	0	1	1
South Fulton Police Department	0	0	0	0	0	0	0	0	0	3	2	5
Sparta Police Department	0	0	0	0	0	0	0	0	0	0	1	1
Spring Hill Police Department	0	0	0	0	0	1	3	0	0	0	1	5
Springfield Police Department	6	0	0	0	0	0	0	0	0	2	0	8
Tazewell Police Department	4	0	0	0	0	0	0	0	2	0	0	6
Tiptonville Police Department	3	0	0	2	0	0	0	0	0	0	0	5
Tracy City Police Department	0	0	0	0	1	0	0	0	0	0	2	3
Trenton Police Department	3	0	0	0	0	1	0	0	0	1	0	5
Tri-Cities Airport Public Safety Department	1	0	0	0	0	0	0	0	0	0	0	1
Trimble Police Department	1	0	0	0	0	0	0	0	0	0	0	1
Troy Police Department	0	0	0	0	0	1	0	0	0	0	0	1
Tullahoma Police Department	6	0	0	3	0	1	0	0	0	1	0	11
Vonore City Police Department	3	0	0	0	0	0	0	0	0	0	0	3
Wartburg Police Department	0	0	0	0	0	0	0	0	0	0	1	1
Waynesboro Police Department	2	0	0	5	0	0	0	0	0	0	0	7
White Pine Police Department	0	0	0	0	0	0	1	0	0	0	1	2
Whiteville Police Department	3	0	0	0	0	0	0	0	0	0	1	4
Winchester Police Department	0	0	0	3	0	0	0	0	1	0	0	4
Woodbury Police Department	3	0	0	0	0	0	0	0	0	0	0	3
<b>Law Enforcement Colleges/Universities</b>												
East Tennessee State University	2	0	0	0	0	0	0	0	0	0	1	3
Southwest Tennessee Community College	1	0	0	0	0	0	0	0	0	0	1	2
University of Tennessee at Chattanooga	0	0	0	0	0	0	0	0	2	0	0	2



Agency Name	Responding to Disturbance	Burglary in Progress or Pursuit	Robbery in Progress or Pursuit	Attempting Other Arrests	Civil Disorder	Handling/Transporting/Custody of Prisoners	Investigating Suspicious Person/Circumstances	Ambush No Warning	Mentally Deranged	Traffic Pursuits/Stops	All Other	Total
<b>Statewide Total</b>	<b>595</b>	<b>21</b>	<b>8</b>	<b>350</b>	<b>14</b>	<b>205</b>	<b>166</b>	<b>16</b>	<b>54</b>	<b>160</b>	<b>245</b>	<b>1,834</b>
University of Tennessee at Knoxville	1	0	0	0	0	0	0	0	0	0	1	2
University of the South	1	0	0	0	0	0	0	0	0	0	4	5
Vanderbilt University	1	0	0	0	0	0	0	0	0	0	0	1
Walters State Community College	0	0	0	0	0	0	1		0	0	0	1
<b>Task Forces</b>												
19th Judicial Drug Task Force	0	0	0	0	0	0	0	0	0	1	0	1
27th Judicial Drug Task Force	0	0	0	0	0	0	0	0	0	1	0	1
West Tennessee Violent Crimes Task Force	0	0	0	2	0	0	0	0	0	0	0	2
<b>State Agencies</b>												
Tennessee Bureau of Investigation	0	1	0	0	0	0	0	0	0	0	0	1
Tennessee Department of Safety	0	0	0	3	0	1	0	0	1	1	3	9
<b>State Parks</b>												
Tim's Ford State Park	2	0	0	0	0	0	0	0	0	0	0	2



# 2013 EMPLOYMENT NUMBERS BY AGENCY



<b>Agency Name</b>	<b>Law Enforcement Male</b>	<b>Law Enforcement Female</b>	<b>Civilian Male</b>	<b>Civilian Female</b>	<b>Agency Total</b>
10th Judicial Drug Task Force	9	0	0	1	10
12th Judicial Drug Task Force	1	0	0	0	1
14th Judicial Drug Task Force	1	0	0	0	1
15th Judicial Drug Task Force	4	0	0	1	5
17th Judicial Drug Task Force	5	0	0	0	5
18th Judicial Drug Task Force	2	1	0	0	3
19th Judicial Drug Task Force	8	0	1	0	9
1st Judicial Drug Task Force	0	0	1	0	1
21st Judicial Drug Task Force	6	1	1	1	9
22nd Judicial Drug Task Force	2	0	0	0	2
23rd Judicial Drug Task Force	6	0	1	1	8
24th Judicial Drug Task Force	1	0	0	1	2
25th Judicial Drug Task Force	2	0	0	0	2
27th Judicial Drug Task Force	3	0	0	1	4
2nd Judicial Drug Task Force	0	0	0	1	1
31st Judicial Drug Task Force	0	0	0	0	0
3rd Judicial Drug Task Force	3	0	1	0	4
4th Judicial Drug Task Force	2	0	0	1	3
5th Judicial Drug Task Force	0	0	0	0	0
7th Judicial District Crime Task Force	1	0	0	0	1
8th Judicial Drug Task Force	2	1	0	1	4
9th Judicial Drug Task Force	1	1	0	0	2
Adamsville Police Department	6	0	1	0	7
Alamo Police Department	4	0	0	0	4
Alcoa Police Department	36	3	2	6	47
Alexandria Police Department	3	0	0	0	3
Algood Police Department	12	2	0	0	14
Anderson County Sheriff's Office	58	2	75	34	169
Ardmore Police Department	7	0	1	3	11
Ashland City Police Department	14	0	0	2	16





<b>Agency Name</b>	<b>Law Enforcement Male</b>	<b>Law Enforcement Female</b>	<b>Civilian Male</b>	<b>Civilian Female</b>	<b>Agency Total</b>
Athens Police Department	28	2	0	2	32
Atoka Police Department	17	1	0	1	19
Austin Peay State University	11	5	5	6	27
Baileyton Police Department	2	0	0	0	2
Baneberry Police Department	0	0	0	0	0
Bartlett Police Department	104	6	10	22	142
Baxter Police Department	5	0	0	0	5
Bean Station Police Department	7	1	1	0	9
Bedford County Sheriff's Office	33	2	32	13	80
Belle Meade Police Department	14	2	3	4	23
Bells Police Department	4	0	0	0	4
Benton County Sheriff's Office	18	1	19	22	60
Benton Police Department	6	0	1	0	7
Berry Hill Police Department	14	0	1	4	19
Bicentennial Capitol Mall State Park	5	1	0	0	6
Big Hill Pond State Park	2	0	0	0	2
Big Ridge State Park	3	1	0	0	4
Big Sandy Police Department	1	0	0	0	1
Blaine Police Department	1	0	1	1	3
Bledsoe County Sheriff's Office	13	0	18	7	38
Bledsoe Creek State Park	2	0	0	0	2
Blount County Sheriff's Office	113	23	80	45	261
Bluff City Police Department	9	0	0	0	9
Bolivar Police Department	19	1	0	1	21
Booker T. Washington State Park	3	0	0	0	3
Bradford Police Department	4	0	0	1	5
Bradley County Sheriff's Office	87	10	70	33	200
Brentwood Police Department	50	5	5	11	71
Brighton Police Department	6	0	0	0	6
Bristol Police Department	60	4	5	15	84



<b>Agency Name</b>	<b>Law Enforcement Male</b>	<b>Law Enforcement Female</b>	<b>Civilian Male</b>	<b>Civilian Female</b>	<b>Agency Total</b>
Brownsville Police Department	30	0	0	4	34
Bruceton Police Department	4	0	0	0	4
Burgess Falls Natural Area	3	0	0	0	3
Burns Police Department	1	0	0	0	1
Calhoun Police Department	1	1	0	0	2
Camden Police Department	12	1	4	3	20
Campbell County Sheriff's Office	36	2	20	12	70
Cannon County Sheriff's Office	15	2	11	9	37
Carroll County Sheriff's Office	22	2	19	18	61
Carter County Sheriff's Office	41	8	41	21	111
Carthage Police Department	8	0	1	3	12
Caryville Police Department	4	1	0	0	5
Cedars of Lebanon State Park	3	1	0	0	4
Celina Police Department	5	1	1	1	8
Centerville Police Department	12	1	3	6	22
Chapel Hill Police Department	5	0	0	0	5
Charleston Police Department	2	1	0	0	3
Chattanooga Housing Authority	3	2	0	1	6
Chattanooga Metro Airport	10	0	1	0	11
Chattanooga Police Department	399	33	31	62	525
Cheatham County Sheriff's Office	37	0	25	9	71
Chester County Sheriff's Office	12	1	14	12	39
Chickasaw State Park	4	0	0	0	4
Christian Brothers University	6	2	6	2	16
Church Hill Public Safety	10	0	0	1	11
City of Dickson Park Ranger Division	0	1	7	2	10
Claiborne County Sheriff's Office	33	2	36	22	93
Clarksburg Police Department	0	0	0	0	0
Clarksville Police Department	230	38	14	50	332
Clay County Sheriff's Office	15	1	4	4	24



<b>Agency Name</b>	<b>Law Enforcement Male</b>	<b>Law Enforcement Female</b>	<b>Civilian Male</b>	<b>Civilian Female</b>	<b>Agency Total</b>
Cleveland Police Department	82	6	3	9	100
Cleveland State Community College	2	0	0	0	2
Clifton Police Department	5	0	0	0	5
Clinton Police Department	27	0	1	1	29
Cocke County Sheriff's Office	35	2	19	13	69
Coffee County Sheriff's Office	41	3	26	19	89
Collegedale Police Department	22	1	0	0	23
Collierville Police Department	89	10	9	28	136
Collinwood Police Department	5	0	0	0	5
Columbia Police Department	82	6	1	6	95
Cookeville Police Department	62	4	5	14	85
Coopertown Police Department	3	0	0	1	4
Copperhill Police Department	3	0	0	0	3
Cornersville Police Department	4	0	3	0	7
Cove Lake State Park	4	0	0	0	4
Covington Police Department	30	2	0	1	33
Cowan Police Department	4	1	0	0	5
Crockett County Sheriff's Office	14	1	7	11	33
Cross Plains Police Department	2	0	0	0	2
Crossville Police Department	40	2	0	4	46
Crump Police Department	2	0	0	0	2
Cumberland City Police Department	2	0	0	0	2
Cumberland County Sheriff's Office	45	1	30	30	106
Cumberland Gap Police Office	0	0	0	0	0
Cumberland Mountain State Park	3	1	0	0	4
Cumberland Trail State Park	7	0	0	0	7
Cummins Falls State Park	2	0	0	0	2
Dandridge Police Department	10	0	0	1	11
David Crockett State Park	3	1	0	0	4
Davy Crockett Birthplace State Park	2	1	0	0	3



<b>Agency Name</b>	<b>Law Enforcement Male</b>	<b>Law Enforcement Female</b>	<b>Civilian Male</b>	<b>Civilian Female</b>	<b>Agency Total</b>
Dayton Police Department	18	0	1	0	19
Decatur County Sheriff's Office	16	0	11	6	33
Decatur Police Department	5	0	0	0	5
Decaturville Police Department	1	0	0	0	1
Decherd Police Department	9	0	0	1	10
DeKalb County Sheriff's Office	25	0	12	9	46
Dickson County Sheriff's Office	60	5	57	25	147
Dickson Police Department	45	3	1	3	52
Dover Police Department	5	1	0	0	6
Dresden Police Department	9	0	0	1	10
Dunbar Cave Natural Area	2	0	0	0	2
Dunlap Police Department	11	0	0	1	12
Dyer County Sheriff's Office	32	0	23	25	80
Dyer Police Department	6	0	1	0	7
Dyersburg Police Department	49	9	0	8	66
Eagleville Police Department	2	0	0	0	2
East Ridge Police Department	33	2	0	4	39
East Tennessee State University	16	4	3	4	27
Edgar Evins State Park	4	0	0	0	4
Elizabethton Police Department	37	2	0	4	43
Elkton Police Department	1	0	0	0	1
Englewood Police Department	5	0	0	0	5
Erin Police Department	4	0	0	1	5
Erwin Police Department	13	0	0	0	13
Estill Springs Police Department	6	0	0	0	6
Ethridge Police Department	0	0	0	0	0
Etowah Police Department	10	0	1	0	11
Fairview Police Department	20	4	0	0	24
Fall Creek Falls State Park	8	1	0	0	9
Fayette County Sheriff's Office	38	2	21	26	87



<b>Agency Name</b>	<b>Law Enforcement Male</b>	<b>Law Enforcement Female</b>	<b>Civilian Male</b>	<b>Civilian Female</b>	<b>Agency Total</b>
Fayetteville Police Department	23	0	0	1	24
Fentress County Sheriff's Office	22	0	7	7	36
Fort Loudoun State Historic Park	4	0	0	0	4
Fort Pillow Historic State Park	2	0	0	0	2
Franklin County Sheriff's Office	37	4	2	5	48
Franklin Police Department	106	16	4	18	144
Friendship Police Department	1	0	0	0	1
Frozen Head Natural Area	2	2	0	0	4
Gadsden Police Department	1	0	0	0	1
Gainesboro Police Department	5	0	0	1	6
Gallatin Police Department	65	5	5	18	93
Galloway Police Department	2	0	0	0	2
Gates Police Department	1	0	0	0	1
Gatlinburg Police Department	38	3	6	4	51
Germantown Police Department	79	8	6	18	111
Gibson County Sheriff's Office	26	2	23	13	64
Gibson Police Department	3	0	0	0	3
Giles County Sheriff's Office	29	0	21	15	65
Gleason Police Department	5	0	0	0	5
Goodlettsville Police Department	36	4	4	9	53
Gordonsville Police Department	6	0	0	0	6
Grainger County Sheriff's Office	22	0	14	9	45
Grand Junction Police Department	4	0	0	0	4
Graysville Police Department	4	0	0	0	4
Greenbrier Police Department	15	0	0	1	16
Greene County Sheriff's Office	57	2	56	38	153
Greeneville Police Department	47	4	0	2	53
Greenfield Police Department	7	0	0	1	8
Grundy County Sheriff's Office	13	1	13	6	33
Halls Police Department	8	0	0	0	8



<b>Agency Name</b>	<b>Law Enforcement Male</b>	<b>Law Enforcement Female</b>	<b>Civilian Male</b>	<b>Civilian Female</b>	<b>Agency Total</b>
Hamblen County Sheriff's Office	30	3	34	20	87
Hamilton County Sheriff's Office	149	9	150	61	369
Hancock County Sheriff's Office	12	0	10	10	32
Hardeman County Sheriff's Office	26	0	14	29	69
Hardin County Sheriff's Office	22	0	17	8	47
Harpeth Scenic River & Narrows Historic	2	1	0	0	3
Harriman Police Department	18	0	1	0	19
Harrison Bay State Park	5	0	0	0	5
Hawkins County Sheriff's Office	54	6	22	22	104
Haywood County Sheriff's Office	21	2	14	14	51
Henderson County Sheriff's Office	29	1	18	20	68
Henderson Police Department	15	0	0	0	15
Hendersonville Police Department	83	11	7	20	121
Henning Police Department	3	0	0	0	3
Henry County Sheriff's Office	30	2	21	10	63
Henry Horton State Park	5	0	0	1	6
Henry Police Department	2	0	0	0	2
Hickman County Sheriff's Office	18	0	11	8	37
Hiwassee and Ocoee State Scenic Rivers	5	1	0	0	6
Hohenwald Police Department	12	0	1	5	18
Hollow Rock Police Department	1	0	0	0	1
Hornbeak Police Department	1	0	0	0	1
Houston County Sheriff's Office	12	0	5	6	23
Humboldt Police Department	24	0	2	4	30
Humphreys County Sheriff's Office	19	1	6	9	35
Huntingdon Police Department	11	1	1	3	16
Huntland Police Department	7	0	1	1	9
Indian Mountain State Park	1	1	0	0	2
Jacksboro Police Department	6	0	0	0	6
Jackson County Sheriff's Office	12	2	18	13	45



<b>Agency Name</b>	<b>Law Enforcement Male</b>	<b>Law Enforcement Female</b>	<b>Civilian Male</b>	<b>Civilian Female</b>	<b>Agency Total</b>
Jackson Police Department	203	23	7	39	272
Jackson State Community College	2	0	1	0	3
Jamestown Police Department	9	0	0	0	9
Jasper Police Department	6	2	0	0	8
Jefferson City Police Department	20	1	0	2	23
Jefferson County Sheriff's Office	43	6	35	17	101
Jellico Police Department	5	0	0	1	6
Johnson City Police Department	129	10	2	27	168
Johnson County Sheriff's Office	15	1	14	16	46
Johnsonville State Historic Area	2	0	0	0	2
Jonesborough Police Department	15	2	1	3	21
Kenton Police Department	3	1	0	0	4
Kimball Police Department	9	0	0	0	9
Kingsport Police Department	104	7	12	38	161
Kingston Police Department	11	1	0	1	13
Kingston Springs Police Department	6	0	1	0	7
Knox County Sheriff's Office	400	58	410	249	1,117
Knoxville Metro Airport Authority	25	2	9	8	44
Knoxville Police Department	347	46	35	69	497
Lafayette Police Department	16	0	1	6	23
LaFollette Police Department	19	1	0	8	28
Lake City Police Department	7	0	2	1	10
Lake County Sheriff's Office	7	0	5	6	18
Lauderdale County Sheriff's Office	22	0	27	22	71
LaVergne Police Department	51	3	6	12	72
Lawrence County Sheriff's Office	37	6	27	17	87
Lawrenceburg Police Department	34	1	0	4	39
Lebanon Police Department	70	3	3	13	89
Lenoir City Police Department	20	4	0	1	25
Lewis County Sheriff's Office	16	0	10	6	32





<b>Agency Name</b>	<b>Law Enforcement Male</b>	<b>Law Enforcement Female</b>	<b>Civilian Male</b>	<b>Civilian Female</b>	<b>Agency Total</b>
Lewisburg Police Department	28	2	6	5	41
Lexington Police Department	21	6	1	4	32
Lincoln County Sheriff's Office	25	2	19	17	63
Lincoln Memorial University	4	0	7	3	14
Livingston Police Department	18	0	4	0	22
Long Hunter State Park	4	0	0	0	4
Lookout Mountain Police Department	16	0	1	3	20
Loretto Police Department	4	0	0	0	4
Loudon County Sheriff's Office	48	1	19	14	82
Loudon Police Department	14	1	0	1	16
Macon County Sheriff's Office	27	3	17	12	59
Madison County Sheriff's Office	68	10	81	72	231
Madisonville Police Department	15	0	3	0	18
Manchester Police Department	32	2	0	6	40
Marion County Sheriff's Office	18	2	14	13	47
Marshall County Sheriff's Office	24	1	12	14	51
Martin Police Department	28	0	2	7	37
Maryville Police Department	45	5	3	3	56
Mason Police Department	4	1	0	0	5
Maury City Police Department	0	0	0	0	0
Maury County Sheriff's Office	77	6	41	28	152
Maynardville Police Department	4	0	0	0	4
McEwen Police Department	5	0	0	0	5
McKenzie Police Department	16	1	0	4	21
McMinn County Sheriff's Office	32	1	24	17	74
McMinnville Police Department	30	3	0	4	37
McNairy County Sheriff's Office	17	1	9	10	37
Medina Police Department	11	0	0	0	11
Meeman- Shelby Forest State Park	3	2	0	0	5
Meigs County Sheriff's Office	16	0	7	9	32



<b>Agency Name</b>	<b>Law Enforcement Male</b>	<b>Law Enforcement Female</b>	<b>Civilian Male</b>	<b>Civilian Female</b>	<b>Agency Total</b>
Memphis Police Department	1,947	372	93	282	2,694
Memphis Shelby County Airport Authority	46	4	1	13	64
Metro Hartsville/Trousdale County Sheriff's Office	19	0	12	11	42
Metro Nashville Park Police	18	2	0	0	20
Middle Tennessee State University	35	5	3	5	48
Middleton Police Department	4	0	0	0	4
Milan Police Department	20	1	1	5	27
Millersville Police Department	12	0	0	4	16
Millington Police Department	27	3	1	12	43
Minor Hill Police Department	2	0	0	0	2
Monroe County Sheriff's Office	40	3	17	12	72
Monteagle Police Department	6	0	0	0	6
Monterey Police Department	7	0	0	0	7
Montgomery Bell State Park	6	0	0	0	6
Montgomery County Sheriff's Office	76	14	164	82	336
Moore County Sheriff's Office	14	0	9	5	28
Morgan County Sheriff's Office	20	0	14	11	45
Morristown Police Department	77	7	0	7	91
Moscow Police Department	3	0	0	1	4
Mount Carmel Police Department	7	0	1	0	8
Mount Juliet Police Department	40	3	4	9	56
Mount Pleasant Police Department	13	1	0	6	20
Mountain City Police Department	8	0	0	0	8
Mousetail Landing State Park	2	0	0	0	2
Munford Police Department	11	3	0	1	15
Murfreesboro Police Department	200	23	5	44	272
Nashville Metro Airport	48	6	10	5	69
Nashville Metro Police Department	1,266	102	111	195	1,674
Natchez Trace State Park	5	0	0	0	5
Nathan Bedford Forrest State Park	3	0	0	0	3



<b>Agency Name</b>	<b>Law Enforcement Male</b>	<b>Law Enforcement Female</b>	<b>Civilian Male</b>	<b>Civilian Female</b>	<b>Agency Total</b>
New Hope Police Department	1	0	0	0	1
New Johnsonville Police Department	4	0	0	0	4
New Market Police Department	3	0	0	0	3
New Tazewell Police Department	9	0	0	0	9
Newbern Police Department	11	0	1	5	17
Newport Police Department	23	1	1	3	28
Niota Police Department	1	1	0	0	2
Nolensville Police Department	7	1	0	0	8
Norris Dam State Park	2	2	0	0	4
Norris Police Department	7	0	0	0	7
Northeast State Community College	6	1	0	0	7
Oak Ridge Police Department	56	5	5	11	77
Oakland Police Department	16	0	0	2	18
Obion County Sheriff's Office	25	1	15	21	62
Obion Police Department	4	0	0	0	4
Office of Inspector General	15	2	4	23	44
Old Stone Fort State Archeological Park	3	0	0	0	3
Oliver Springs Police Department	10	0	1	3	14
Oneida Police Department	11	1	2	3	17
Overton County Sheriff's Office	20	1	18	15	54
Panther Creek State Park	2	1	0	0	3
Paris Landing State Park	4	1	0	0	5
Paris Police Department	24	2	4	7	37
Parsons Police Department	6	0	0	0	6
Perry County Sheriff's Office	15	1	13	7	36
Petersburg Police Department	1	0	0	0	1
Pickett County Sheriff's Office	9	0	2	4	15
Pickett State Park	3	1	0	0	4
Pickwick Landing State Park	4	1	0	0	5
Pigeon Forge Police Department	47	4	5	7	63



<b>Agency Name</b>	<b>Law Enforcement Male</b>	<b>Law Enforcement Female</b>	<b>Civilian Male</b>	<b>Civilian Female</b>	<b>Agency Total</b>
Pikeville Police Department	3	0	0	0	3
Pinson Mounds State Archeological Park	2	0	0	0	2
Piperton Police Department	6	0	0	0	6
Pittman Center Police Department	2	1	0	0	3
Plainview Police Department	1	0	0	0	1
Pleasant View Police Department	5	0	0	0	5
Polk County Sheriff's Office	19	0	17	15	51
Portland Police Department	26	0	1	7	34
Powells Crossroads Police Department	1	0	0	0	1
Pulaski Police Department	24	1	0	2	27
Puryear Police Department	1	0	0	0	1
Putnam County Sheriff's Office	58	6	44	30	138
Radnor Lake Natural Area	4	1	0	0	5
Red Bank Police Department	21	2	0	2	25
Red Boiling Springs Police Department	5	0	0	0	5
Red Clay State Historic Park	0	2	0	0	2
Reelfoot Lake State Park	3	1	0	0	4
Rhea County Sheriff's Office	41	12	0	1	54
Ridgely Police Department	4	0	0	0	4
Ridgetop Police Department	6	0	0	0	6
Ripley Police Department	23	2	2	4	31
Roan Mountain State Park	3	1	0	0	4
Roane County Sheriff's Office	31	2	13	17	63
Roane State Community College	6	0	2	0	8
Robertson County Sheriff's Office	43	1	68	39	151
Rock Island State Park	3	1	0	0	4
Rockwood Police Department	15	0	1	1	17
Rogersville Police Department	13	0	3	1	17
Rossville Police Department	5	1	0	0	6
Rutherford County Sheriff's Office	198	12	109	98	417



<b>Agency Name</b>	<b>Law Enforcement Male</b>	<b>Law Enforcement Female</b>	<b>Civilian Male</b>	<b>Civilian Female</b>	<b>Agency Total</b>
Rutherford Police Department	3	0	1	0	4
Rutledge Police Department	5	0	0	0	5
Saltillo Police Department	0	0	0	0	0
Samburg Police Department	0	0	0	0	0
Savannah Police Department	18	0	2	0	20
Scott County Sheriff's Office	28	2	18	20	68
Scotts Hill Police Department	1	0	0	0	1
Selmer Police Department	17	0	0	2	19
Sequatchie County Sheriff's Office	20	2	11	10	43
Sevier County Sheriff's Office	88	11	80	49	228
Sevierville Police Department	53	3	3	12	71
Sgt. Alvin C. York State Park	2	0	0	0	2
Sharon Police Department	1	0	0	0	1
Shelby County Sheriff's Office	511	72	494	836	1,913
Shelbyville Police Department	39	2	1	8	50
Signal Mountain Police Department	13	1	0	1	15
Smith County Sheriff's Office	24	2	18	14	58
Smithville Police Department	12	0	0	1	13
Smyrna Police Department	61	4	0	22	87
Smyrna/Rutherford Co. Airport Authority	4	0	0	0	4
Sneedville Police Department	0	0	0	0	0
Soddy Daisy Police Department	26	1	1	4	32
Somerville Police Department	10	1	0	0	11
South Carthage Police Department	4	0	0	0	4
South Cumberland Natural Area	5	0	0	0	5
South Fulton Police Department	6	0	0	1	7
South Pittsburg Police Department	8	1	0	0	9
Southwest Tennessee Community College	14	0	5	7	26
Sparta Police Department	15	0	0	1	16
Spencer Police Department	2	0	0	0	2



<b>Agency Name</b>	<b>Law Enforcement Male</b>	<b>Law Enforcement Female</b>	<b>Civilian Male</b>	<b>Civilian Female</b>	<b>Agency Total</b>
Spring City Police Department	6	2	0	0	8
Spring Hill Police Department	38	3	1	2	44
Springfield Police Department	35	3	17	4	59
St. Joseph Police Department	0	0	0	1	1
Standing Stone State Park	2	1	0	0	3
Stewart County Sheriff's Office	20	0	11	12	43
Sullivan County Sheriff's Office	98	16	91	50	255
Sumner County Sheriff's Office	82	5	113	74	274
Sunbright Police Department	2	1	0	0	3
Surgoinsville Police Department	2	0	0	0	2
Sweetwater Police Department	18	1	0	1	20
Sycamore Shoals State Historic Park	1	1	0	0	2
T.O. Fuller State Park	3	0	0	0	3
Tazewell Police Department	6	0	0	0	6
Tellico Plains Police Department	5	0	0	0	5
Tennessee Alcoholic Beverage Commission	27	7	6	27	67
Tennessee Bureau of Investigation	198	95	58	147	498
Tennessee Department of Correction	17	6	52	7	82
Tennessee Department of Revenue - Special Investigations	27	1	5	14	47
Tennessee Department of Safety	779	36	258	582	1,655
Tennessee State Fire Marshall	20	3	2	3	28
Tennessee State University	21	1	6	9	37
Tennessee Tech University	13	1	2	5	21
Tennessee Wildlife Resources Agency Tennessee	54	1	4	5	64
Wildlife Resources Agency-Crossville Tennessee	43	1	3	1	48
Wildlife Resources Agency-Jackson Tennessee	41	1	3	1	46
Wildlife Resources Agency-Morristown Tims Ford State Park	42	2	2	2	48
4	1	0	0	5	
Tipton County Sheriff's Office	51	4	27	15	97
Tiptonville Police Department	7	0	0	0	7



<b>Agency Name</b>	<b>Law Enforcement Male</b>	<b>Law Enforcement Female</b>	<b>Civilian Male</b>	<b>Civilian Female</b>	<b>Agency Total</b>
Toone Police Department	0	0	0	0	0
Townsend Police Department	4	0	0	0	4
Tracy City Police Department	5	0	0	0	5
Trenton Police Department	17	1	0	6	24
Trezevant Police Department	0	0	0	0	0
Tri-Cities Airport	14	0	0	1	15
Trimble Police Department	1	0	0	0	1
Troy Police Department	3	1	0	0	4
Tullahoma Police Department	35	2	1	4	42
Tusculum Police Department	2	0	0	0	2
Unicoi County Sheriff's Office	28	2	6	6	42
Union City Police Department	29	2	0	8	39
Union County Sheriff's Office	23	2	10	7	42
University of Memphis	34	3	0	4	41
University of Tennessee at Chattanooga	12	2	7	4	25
University of Tennessee at Knoxville	40	11	18	10	79
University of Tennessee at Martin	11	1	0	4	16
University of Tennessee Health Science Center	19	7	16	13	55
University of the South	8	1	1	3	13
Van Buren County Sheriff's Office	9	0	4	4	17
Vanderbilt University	69	17	47	33	166
Volunteer State Community College	6	1	1	1	9
Vonore Police Department	8	1	0	0	9
Walters State Community College	6	2	1	1	10
Warren County Sheriff's Office	39	1	24	18	82
Warriors Path State Park	5	0	0	0	5
Wartburg Police Department	5	0	0	0	5
Wartrace Police Department	1	0	0	1	2
Washington County Sheriff's Office	81	15	78	41	215
Watauga Police Department	1	0	0	0	1



<b>Agency Name</b>	<b>Law Enforcement Male</b>	<b>Law Enforcement Female</b>	<b>Civilian Male</b>	<b>Civilian Female</b>	<b>Agency Total</b>
Watertown Police Department	6	0	0	0	6
Waverly Police Department	12	0	0	1	13
Wayne County Sheriff's Office	15	0	16	14	45
Waynesboro Police Department	7	0	0	0	7
Weakley County Sheriff's Office	20	1	12	9	42
West Tennessee Judicial Drug Task Force	7	0	0	1	8
Westmoreland Police Department	8	1	1	2	12
White Bluff Police Department	5	0	0	0	5
White County Sheriff's Office	27	2	22	14	65
White House Police Department	17	3	0	3	23
White Pine Police Department	8	0	1	0	9
Whiteville Police Department	5	1	0	0	6
Whitwell Police Department	5	0	0	0	5
Williamson County Sheriff's Office	129	18	59	46	252
Wilson County Sheriff's Office	96	6	112	41	255
Winchester Police Department	23	0	1	1	25
Winfield Police Department	1	0	0	0	1
Woodbury Police Department	8	0	0	1	9
<b>Total:</b>	<b>15,006</b>	<b>1,593</b>	<b>4,710</b>	<b>5,272</b>	<b>26,581</b>

