

2013 Crime in Tennessee



POLICE LINE DO NOT CROSS



Prepared by Tennessee Bureau of Investigation CJIS Support Center





Bill Haslam
Governor

TENNESSEE BUREAU OF INVESTIGATION

901 R.S. Gass Boulevard
Nashville, Tennessee 37216-2639
(615) 744-4000
TDD (615) 744-4001



Mark Gwyn
Director

May 6, 2014

Ladies and Gentlemen:

I am pleased to present to you the 2013 Crime in Tennessee report. The Tennessee Bureau of Investigation's CJIS Support Center, housed within the Information Systems Division, compiles and publishes this report based upon crime statistics submitted by all law enforcement agencies across the state. The agencies report crimes to the Tennessee Incident Based Reporting System (TIBRS), which is the state's version of the FBI's National Incident Based Reporting System (NIBRS).

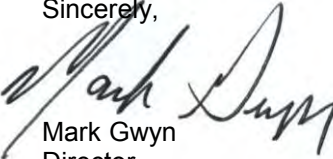
Incident-based reporting views a crime and all of its components as an "incident." Information about the crime, including details of the offense, victim, offender, property, arrestees, and the relationship between the people involved, are all reported. Because of the extent of detailed data collected, the TIBRS program provides an even more accurate depiction of crime in each community than the Uniform Crime Report (UCR) published by the FBI.

The TIBRS program continues to serve as a model for the nation and remains successful because of the continued cooperation by Tennessee's law enforcement community. The TBI provides TIBRS training to commissioned and non-commissioned law enforcement personnel across the state. TBI remains committed to this effort and will continue to provide the training and technical assistance necessary to collect the most accurate and comprehensive crime statistics for Tennessee and its citizens.

As always, we strongly discourage ranking of law enforcement agencies according to the statistics. There are too many demographic, socio-economic and other factors out of the control of law enforcement that contribute to the nature of the crimes committed. Crime varies from place to place and ranking the agencies based solely on numbers would neither be fair to the agencies nor their communities.

I would like to thank all participating law enforcement agencies for their hard work and contributions to making this report a thorough and accurate picture of crime in Tennessee. It is only with their support that our state continues to maintain such a successful program.

Sincerely,



Mark Gwyn
Director



Introduction

Who reports?

All law enforcement agencies, as well as colleges and universities, are mandated to report crime statistics monthly to the TBI. The enclosed reports for the following agencies' pages do not contain complete data for 2013 which is noted on each of their pages. This report is based upon a "snapshot" of the database as of April 17, 2014. As the agencies update their 2013 data, the changes will be reflected at www.tncrimeonline.com

2013 Footnotes

Sheriffs' Departments:

Bledsoe County

Police Departments:

Brighton
Kenton
Kingston
Kingston Springs
Niota
Ridgely
Tellico Plains
Tusculum
Whitwell

Colleges/Universities:

Jackson State Community College
Tennessee State University

2013 Agencies on Covered By Status

13th Judicial Drug Task Force covered by Cookeville Police Department
Bethel Springs Police Department covered by McNairy County Sheriff's Office
Cumberland Gap Police Office covered by Claiborne County Sheriff's Office
LaGrange Police Department covered by Fayette County Sheriff's Office

Decertified Agencies

The following agencies are in TIBRS noncompliance status:

Jacksboro Police Department	Smyrna Police Department
Pickett County Sheriff's Office	Somerville Police Department
Oak Ridge Police Department	South Pittsburg Police Department
Roane County Sheriff's Office	

What is incident based reporting?

Incident based reporting views a crime and all of its components as an "incident". In order to obtain important information, facts recorded and preserved about the incident are organized into specific categories or segments. The vehicle used for recording these facts is a "data element". Data elements provide information about crime and its involvement with victims, offenders, property, arrestees, etc.



What is TIBRS?

The Tennessee Incident Based Reporting System (TIBRS) program is an incident based reporting system designed to collect information on every single crime occurrence and on each offense and arrest within the occurrence. The most significant difference between TIBRS and traditional Uniform Crime Reporting (UCR) system is the degree of detail in reporting. TIBRS collects information on 23 crime categories made up of 50 specific offenses (Group A Offenses) compared to the UCR Summary reporting system that collects only eight Part 1 Offenses. Additionally, arrests are reported for 10 Group B offense categories in TIBRS. Under the UCR Summary system, only the most serious offense was reported. In TIBRS up to 10 offenses can be reported within the same incident, and each offense is counted as a crime. Because of the differences between UCR summary data and TIBRS data, any cross comparisons would provide inaccurate results in trend analysis.

Pitfalls of Ranking

In the past, crime data has been used to compile rankings of individual jurisdictions and institutions of higher learning. These crude and/or incomplete analyses have often created misleading perceptions which adversely affect geographic entities and their residents. The FBI has a long standing policy against ranking cities, counties, states and universities/colleges on the basis of crime data alone and the TBI concurs.

Locals should not be ranked because there are many factors that cause the nature and type of crime to vary from place to place. TIBRS statistics include only jurisdictional figures along with reported crime, clearance or arrest data. Rankings ignore the uniqueness of each locale. All jurisdictions are affected in some degree by:

- ◆ Population density and degree of urbanization of the locality and surrounding area;
- ◆ Variations in composition of the population;
- ◆ Number of residents vs. the “policing population” i.e., residents plus daily commuters, transients, tourists, shoppers, etc.;
- ◆ Economic conditions;
- ◆ Modes of transportation and highway systems;
- ◆ Cultural conditions;
- ◆ Family conditions with respect to divorce and family cohesiveness;
- ◆ Climate;
- ◆ Effective strength of law enforcement;
- ◆ Administrative and investigative emphases of law enforcement; and/or
- ◆ Policies of other components of the criminal justice system, i.e., prosecutorial, judicial, correctional, and probational.

The attitudes of a jurisdiction’s citizenry toward crime and the crime reporting practices of its residents are known to have an effect on the number of crimes coming to the attention of law enforcement.



Pitfalls of Ranking (cont.)

Because of concerns regarding the proper use of TIBRS data, the TBI has the following policies:

- ◆ The TBI will not analyze, interpret, or publish crime statistics based solely on a single dimension of interagency ranking;
- ◆ The TBI will not furnish agency-based crime statistics to data users in a ranked format; and
- ◆ When providing/using agency-oriented statistics, the TBI cautions and, in fact, strongly discourages data users against using rankings to evaluate locales or the effectiveness of their law enforcement departments.

Crime Rates

Crime rates in *Crime in Tennessee* reflect all 23 Group A Offense Categories. Crime rates in the FBI's *Crime in the United States* are only based upon eight Index Offenses. The crime rates in the TIBRS publications will be a more accurate reflection of the crime occurrences in the state.

$$\text{Crime Rate} = \frac{\text{Number of Offenses}}{\text{Population}} \times 100,000$$

Population Estimates

The population data is from the 2012 U.S. Census information.

Trends

The 2013 Crime in Tennessee is based solely upon incident data. Data submitted by the TBI to the FBI is converted from incident based statistics to the summary system of reporting. In the FBI data, only the most serious of the eight Index crimes are reported. The number of victims is counted if the most serious offense is homicide, assault, kidnapping, or rape. We strongly discourage attempting to compare the TIBRS data for 2013 to any data previously released by the FBI in the Crime in the United States publications. The data sets are not comparable due to the number of types of crimes reported and that all offenses in an incident are reported in TIBRS. Trend information for the state is included in the statewide section of the report.

Crime Counts

All crimes reported in Crime in Tennessee are based upon crimes that occurred in 2013. If a person was arrested in 2013 for a crime that occurred in a previous year, the arrest statistics will not be included in the 2013 counts.

Differences between TIBRS and FBI released data

TIBRS collects information on up to 10 offenses occurring in the same incident. Information is collected on the offense circumstances, victims, offenders, arrestees, and property. There are 23 Group A offense categories with 50 separate offenses. Group B offenses such as DUI, Drunkenness, and Bad Checks include arrest information only.

The FBI summary system applies a hierarchal rule and only collects information on the most serious offense in an incident and ignores other offenses. Information is only reported on eight Index Crimes. Only arrest information is reported for other offenses including drugs, forgeries and frauds.



Highlights

Group A

- A total of 542,184 Group A offenses were reported in 2013, decreasing 5.4% from 2012
- 170,398 Group A arrests were made in 2013, 10.8% of Group A arrestees were juveniles
- 56.6% were Crimes Against Property, total property offenses decreased 4.9%
- 27.8% were Crimes Against Persons, decreasing 6.6% from 2012
- 15.6% were Crimes Against Society, an increase of 2.7% from the previous year
- Group A offenses were cleared by arrest or exceptional means 39.9% of the time
- The crime rate per 100,000 for Group A offenses was 8,397.8
- Domestic Violence offenses made up for 51.4% of all Crimes Against Persons
- Reported methamphetamine clandestine labs increased by 11.6% from the previous year
- Reported murders decreased by 18.6% from the previous year
- Weapon Law Violations increased by 29.5% in 2013

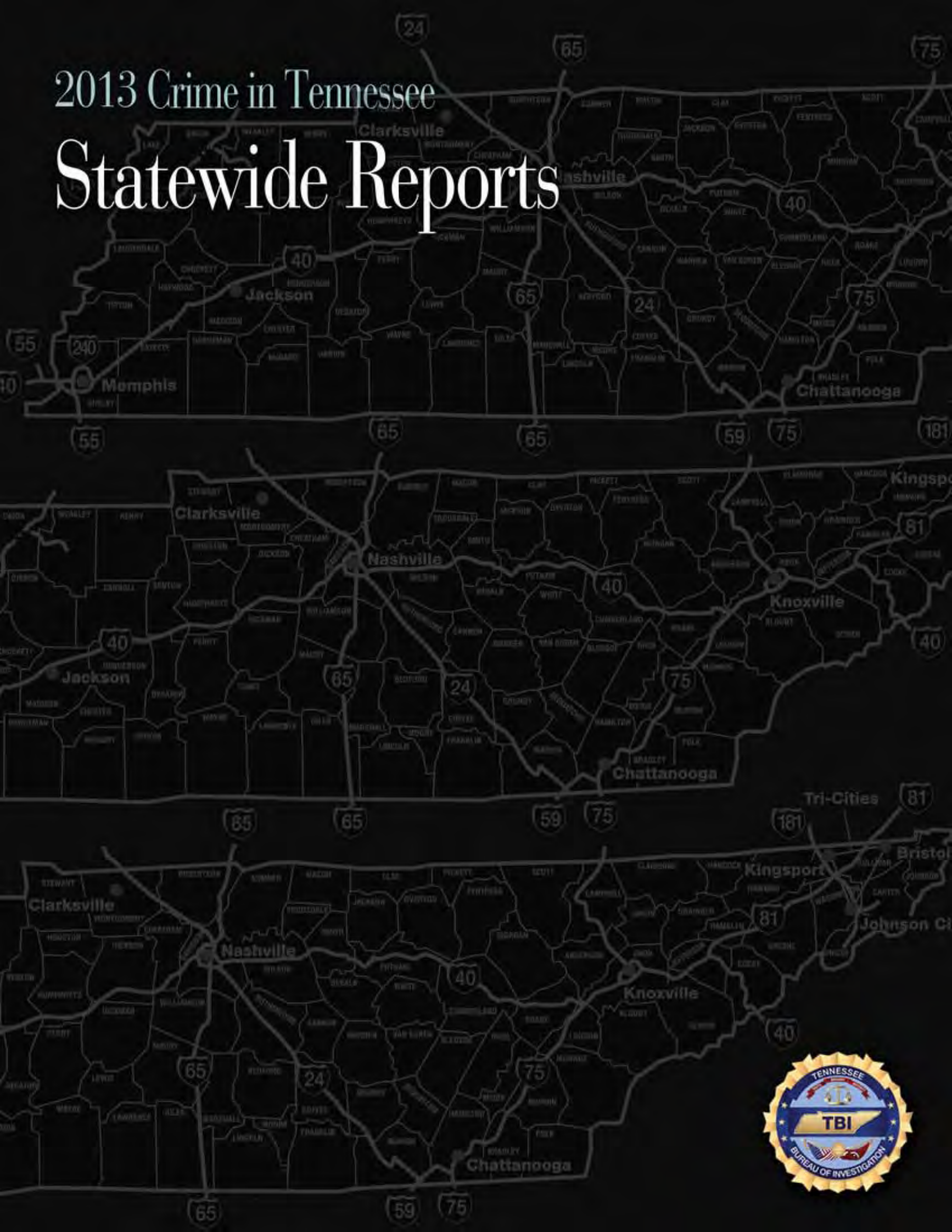
Group B

- A total of 202,510 Group B arrests were reported in 2013, decreasing 7.6% from the previous year
- 10,537 of Group B offenders were Juveniles, a 19.5% decrease from 2012
- A total of 26,417 persons were arrested for DUI including 117 juveniles, this is a 11.1% total decrease from 2012
- Reported offenses of Bad Check decreased 34.6% from 2012 to 2013
- Curfew/Vagrancy offenses increased 11.1% in 2013



2013 Crime in Tennessee

Statewide Reports



Tennessee Statewide - 2013

2012 Population Estimate **6,456,243**

Offense Overview

Offense Total 542,184
 Number Cleared 216,459
 Percent Cleared 39.92 %
 Group A Crimes per 100,000
 population 8,397.8

Arrest Overview

Total Arrests 372,908
 Adult Arrests 343,981
 Juvenile Arrests 28,915
 Unknown Age 12
 Arrests per 100,000 population 5,775.7
 Average number offenses/incident 1.16

Domestic Violence Victims		
Offense	Reported	Cleared
Murder	86	77
Aggravated Assault	11,168	8,133
Simple Assault	53,025	33,427
Intimidation	10,207	3,731
Stalking	819	301
Forcible Rape	491	222
Forcible Sodomy	159	80
Sexual Assault W/Object	103	43
Forcible Fondling	582	195
Incest	40	16
Statutory Rape	155	74
Kidnapping/Abduction	702	476
Total	77,537	46,775

TIBRS Group B Arrests		
Offense	Adult	Juvenile
Bad Checks	2,732	2
Curfew/Vagrancy	26	1,918
Disorderly Conduct	7,257	2,529
DUI	26,300	117
Drunkenness	17,534	245
Family-Non Violent	3,095	59
Liquor Law Violations	6,647	809
Peeping Tom	11	1
Trespass	8,006	960
All Other Offenses	120,363	3,897
Total Group B	191,971	10,537

TIBRS Group A Offenses	Offenses		Arrests	
	Reported	Cleared	Adult	Juvenile
Crimes Against Persons				
Murder	333	216	318	12
Negligent Manslaughter	20	16	15	3
Kidnapping/Abduction	1,157	705	514	13
Forcible Rape	1,787	644	274	79
Forcible Sodomy	416	164	34	23
Sexual Assault W/Object	228	89	23	13
Forcible Fondling	2,216	837	285	107
Incest	42	16	7	2
Statutory Rape	510	273	218	1
Aggravated Assault	28,718	16,267	13,736	1,213
Simple Assault	86,202	47,670	24,431	4,680
Intimidation	27,701	7,453	2,712	438
Stalking	1,570	556	322	7
Commercial Sex Acts	4	3	1	0
Involuntary Servitude	0	0	0	0
Crimes Against Property				
Arson	1,089	217	151	39
Bribery	21	19	10	1
Burglary	51,097	6,462	5,529	1,043
Counterfeiting/Forgery	7,151	2,280	1,791	53
Destruction/Damage/Vandalism	54,181	9,653	3,141	1,255
Embezzlement	2,314	1,118	657	9
Extortion/Blackmail	105	36	22	2
Fraud - False Pretenses	9,795	2,787	1,600	38
Fraud - Credit Card/ATM	8,311	1,542	659	17
Fraud - Impersonation	5,341	2,151	1,687	77
Fraud - Welfare	255	110	96	0
Fraud - Wire	606	40	18	2
Motor Vehicle Theft	12,194	2,489	1,664	271
Robbery	7,363	1,801	1,731	433
Stolen Property Offenses	833	649	643	60
Theft - Pocket-picking	472	45	50	5
Theft - Purse Snatching	303	59	34	6
Theft - Shoplifting	33,793	22,091	22,164	3,109
Theft From Building	32,237	5,987	3,117	423
Theft From Coin Machine	527	69	54	5
Theft From Motor Vehicle	29,783	2,415	1,668	331
Theft of Motor Vehicle Parts	12,519	491	298	19
Theft - All Other Larceny	36,519	5,003	4,752	622
Crimes Against Society				
Drug/Narcotic Violations	48,977	42,818	43,827	2,800
Drug/Narcotic Equipment Violations	24,819	22,896	9,026	556
Gambling - Betting/Wagering	58	54	174	41
Gambling - Operating/Promoting	39	32	56	0
Gambling - Equipment Violations	125	107	64	11
Gambling - Sports Tampering	10	10	0	0
Pornography/Obscene Material	543	200	85	54
Prostitution	1,395	1,337	1,323	3
Prostitution Assisting/Promoting	83	75	69	1
Purchasing Prostitution	119	118	109	0
Weapon Law Violations	8,303	6,389	2,851	501
Total Group A Offenses	542,184	216,459	152,010	18,378



Crimes Against Persons in Tennessee 2013

Data Represents Each Offense Within A Reported Incident

Offense Total	150,904
% of Total Statewide Offenses	27.8 %
Offense Cleared	74,909
% of Offenses Cleared	49.6 %

Crimes Against Persons Offenses

Murder	Forcible Sex Offenses	Assault Offenses
Negligent Manslaughter	Forcible Rape	Aggravated Assault
Kidnapping/Abduction	Forcible Sodomy	Simple Assault
Incest	Sexual Assault w/Object	Intimidation
Statutory Rape	Forcible Fondling	Stalking
Commercial Sex Acts		
Involuntary Servitude		

- The number of reported Statutory Rape offenses decreased 23.2% from the previous year
- A total of 64.2% of Murder victims knew the offender
- 68.4% of reported Domestic Violence offenses were reported as Simple Assault

Arrestee Demographics - Crimes Against Persons

Sex		Race	
Male	71.8 %	Black or African American	41.5 %
Female	28.2 %	Asian	0.3 %
		Native American/Alaskan Native	0.2 %
		Native Hawaiian or Other Pacific Islander	0.1 %
		Unknown	0.2 %
		White	57.7 %

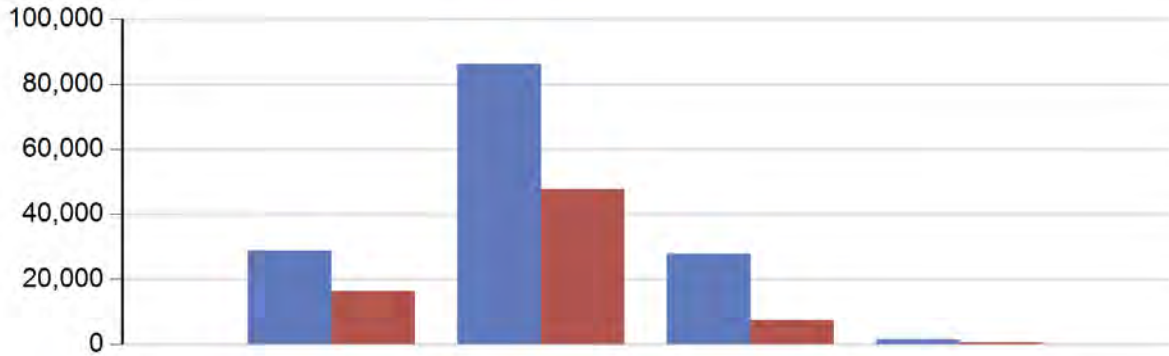
Percentage of Total Crime Against Persons by Offense Type

Murder	0.22 %	Incest	0.03 %
Negligent Manslaughter	0.01 %	Statutory Rape	0.34 %
Kidnapping/Abduction	0.77 %	Aggravated Assault	19.03 %
Forcible Rape	1.18 %	Simple Assault	57.12 %
Forcible Sodomy	0.28 %	Intimidation	18.36 %
Sexual Assault W/Object	0.15 %	Stalking	1.04 %
Forcible Fondling	1.47 %	Commercial Sex Acts	0.00 %
		Involuntary Servitude	0.00 %



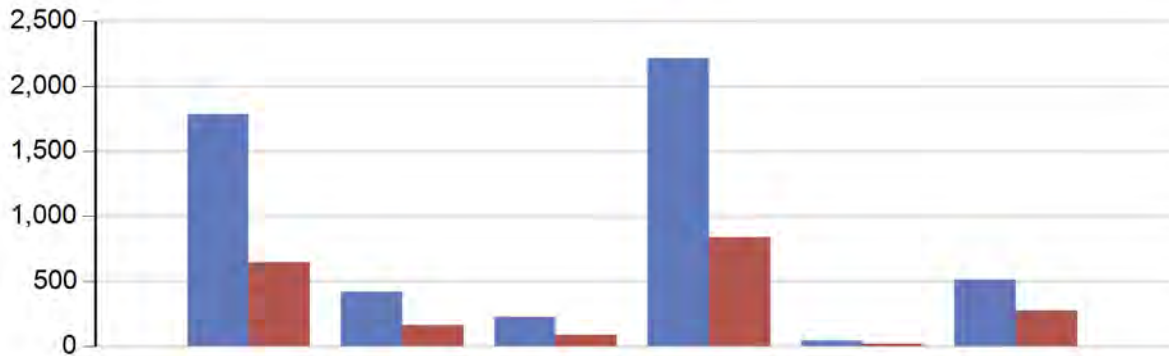
Crimes Against Persons in Tennessee 2013

Crimes Against Persons Assault Offenses



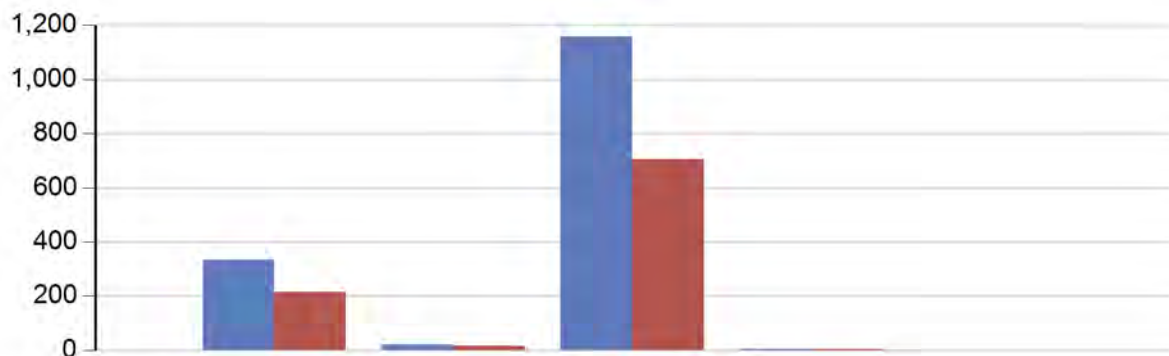
	Aggravated Assault	Simple Assault	Intimidation	Stalking
Reported	28,718	86,202	27,701	1,570
Cleared	16,267	47,670	7,453	556

Crimes Against Persons Forcible and Non-forcible Sex Offenses



	Forcible Rape	Forcible Sodomy	Sex Assault w/Object	Forcible Fondling	Incest	Statutory Rape
Reported	1,787	416	228	2,216	42	510
Cleared	644	164	89	837	16	273

Crimes Against Persons Other Offenses



	Murder	Negligent Manslaughter	Kidnapping/Abduction	Commercial Sex Acts	Involuntary Servitude
Reported	333	20	1,157	4	0
Cleared	216	16	705	3	0



Crimes Against Property in Tennessee 2013

Data Represents Each Offense Within A Reported Incident

Offense Total	306,809
% of Total Statewide Offenses	56.6 %
Offense Cleared	67,514
% of Offenses Cleared	22.0 %

Crimes Against Property Offenses

Arson	Fraud Offenses	Theft Offenses
Bribery	False Pretenses	Pocket Picking
Burglary	Credit Card ATM	Purse Snatching
Counterfeiting/Forgery	Impersonation	Shoplifting
Destruction/Damage/Vandalism	Welfare	From Building
Embezzlement	Wire	Coin Machine
Extortion/Blackmail	Motor Vehicle Theft	From Motor Vehicle
Robbery	Stolen Property Offenses	Motor Vehicle Parts
		All Other Larceny

- Reported Burglary offenses decreased 9.04% from 2012 to 2013
- 47.6% of reported Robbery offenses involved a handgun and the most frequent location was Residence/Home at 28.9%
- 34% of the reported stolen vehicles were stolen between the hours of 6:00pm and 11:59pm

Arrestee Demographics for Property Offenses

Sex		Race	
Male	62.2 %	Black or African American	33.4 %
Female	37.8 %	Asian	0.4 %
		Native American/Alaskan Native	0.1 %
		Native Hawaiian or Other Pacific Islander	0.1 %
		Unknown	0.3 %
		White	65.6 %

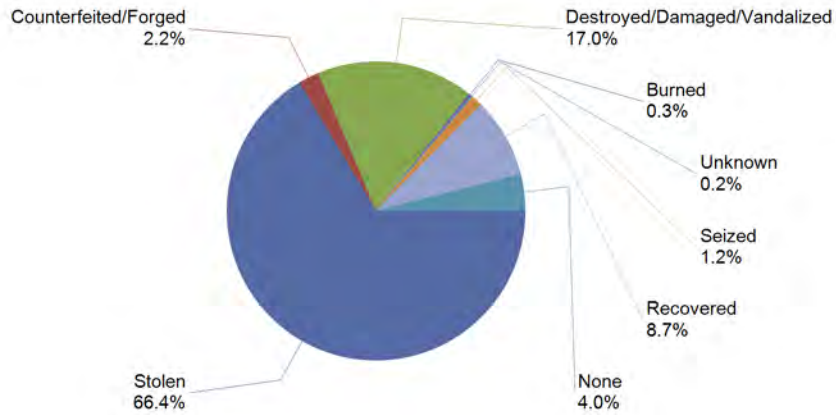
Percentage of Total Crime Against Property by Offense Type

Arson	0.35%	Extortion/Blackmail	0.03%
Bribery	0.01%	Motor Vehicle Theft	3.97%
Burglary	16.65%	Robbery	2.40%
Counterfeiting/Forgery	2.33%	Stolen Property Offenses	0.27%
Destruction/Damage/Vandalism	17.66%	Fraud Offenses	7.92%
Embezzlement	0.75%	Theft Offenses	47.64%

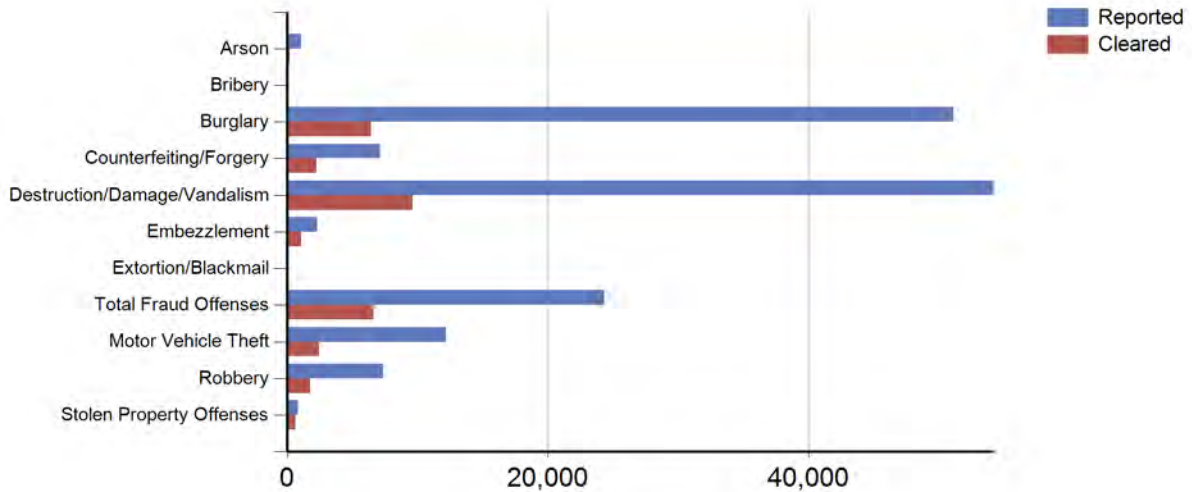


Crimes Against Property in Tennessee 2013

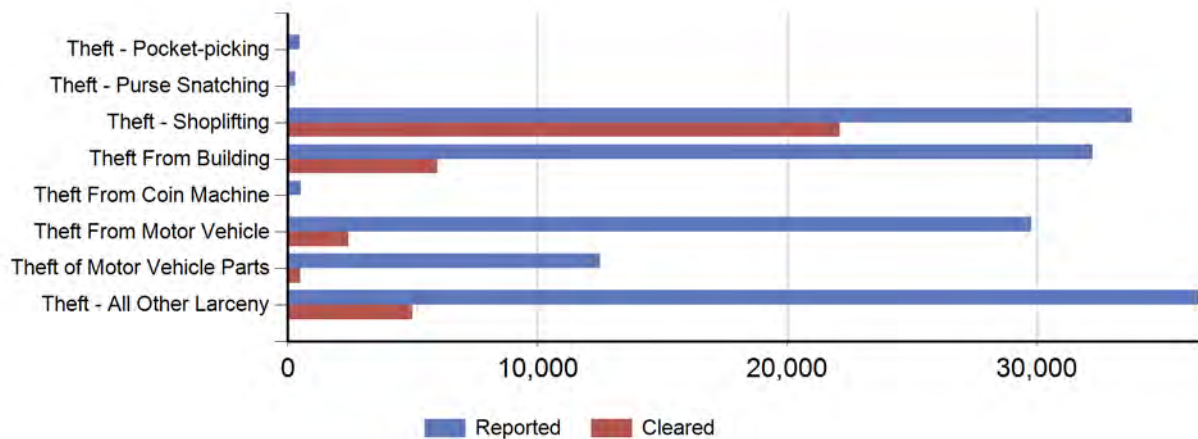
Statewide Property Loss Percentages by Loss Type



Statewide Property Offenses vs. Clearances (Excluding Theft Offenses)



Statewide Theft Offenses vs. Clearances



Crimes Against Society in Tennessee 2013

Data Represents Each Offense Within A Reported Incident

Offense Total	84,471
% of Total Statewide Offenses	15.6 %
Offense Cleared	74,036
% of Offenses Cleared	87.6 %

Crimes Against Society Offenses

Drug/Narcotic Violations	Gambling Offenses:
Drug/Narcotic Equipment Violations	Betting/Wagering
Pornography/Obscene Materials	Operating/Promoting
Prostitution	Equipment Violation
Assisting/Promoting Prostitution	Sports Tampering
Purchasing Prostitution	
Weapon Law Violations	

- Prostitution offenses increased 31.7% from 2012
- 57.1% of reported Weapon Law Violations involved a handgun
- 48.6% of the reported Drug/Narcotic Violations offenses had a location of Highway/Road/Alley

Arrestee Demographics for Crimes Against Society Offenses

Sex		Race	
Male	74.5 %	Black or African American	37.3 %
Female	25.5 %	Asian	0.4 %
		Native American/Alaskan Native	0.1 %
		Native Hawaiian or Other Pacific Islander	0.0 %
		Unknown	0.5 %
		White	61.6 %

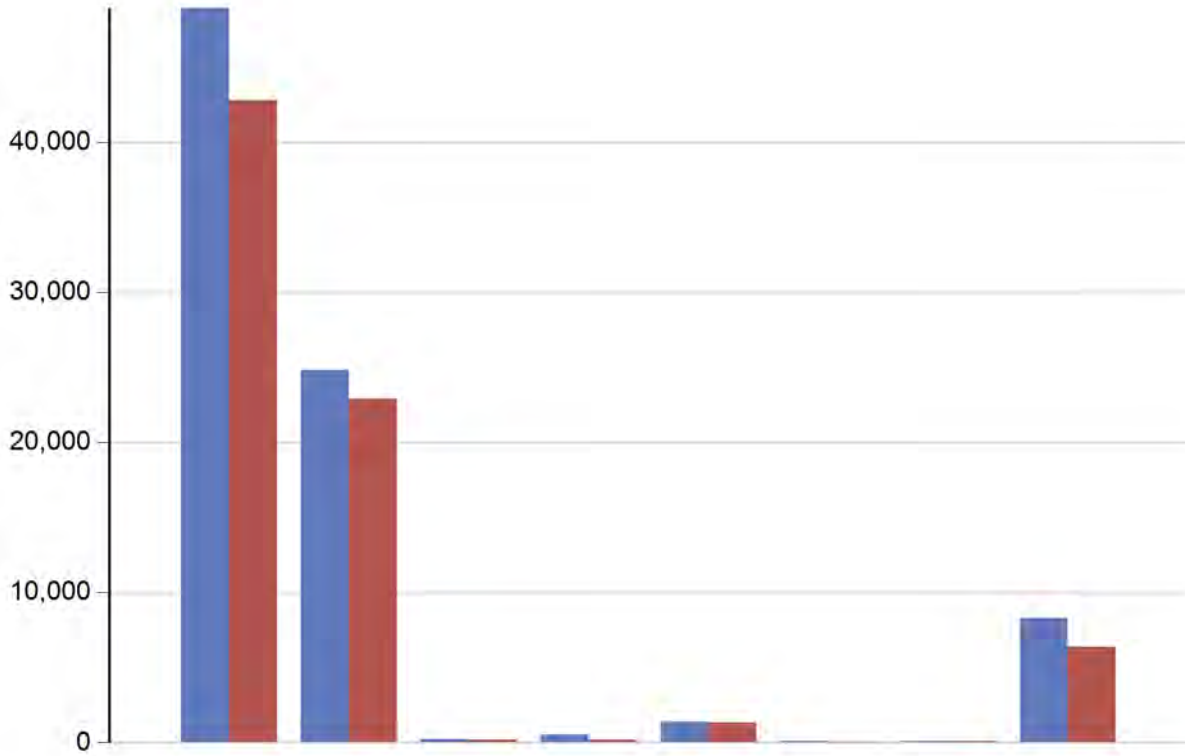
Percentage of Total Crimes Against Society by Offense Type

Drug/Narcotic Violations	57.98 %	Betting/Wagering	0.07 %
Drug/Narcotic Equipment Violations	29.38 %	Operating/Promoting	0.05 %
Pornography/Obscene Material	0.64 %	Equipment Violations	0.15 %
Prostitution	1.65 %	Sports Tampering	0.01 %
Assisting/Promoting Prostitution	0.10 %		
Purchasing Prostitution	0.14 %		
Weapon Law Violations	9.83 %		



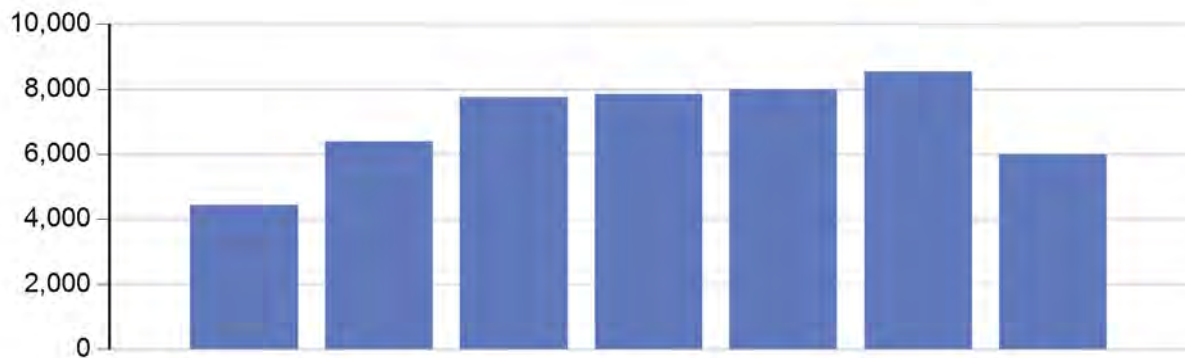
Crimes Against Society in Tennessee 2013

Crimes Against Society



	Drug/Narcotic Violations	Drug/Narcotic Equipment Violations	Total Gambling Offenses	Pornography/Obscene Material	Prostitution	Assisting/Promoting Prostitution	Purchasing Prostitution	Weapon Law Violations
Reported	48,977	24,819	232	543	1,395	83	119	8,303
Cleared	42,818	22,896	203	200	1,337	75	118	6,389

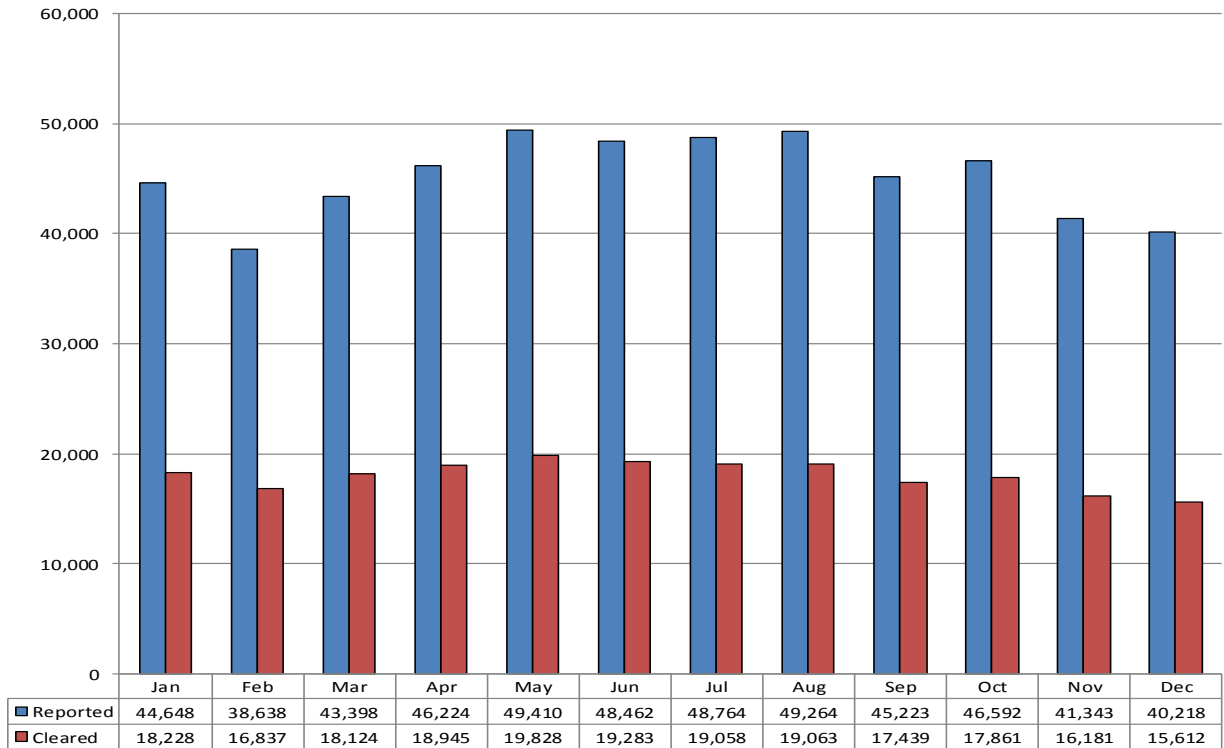
Drug Narcotic Offenses by Day of Week



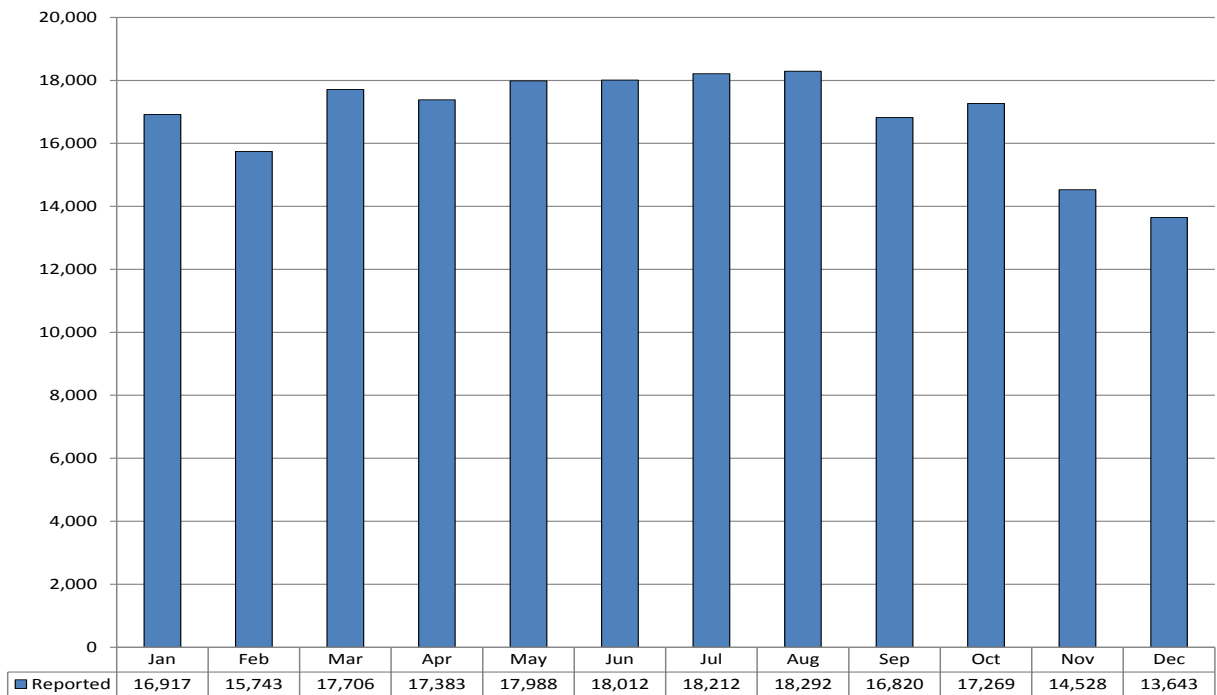
	Sunday	Monday	Tuesday	Wednesday	Thursday	Friday	Saturday
Reported	4,444	6,392	7,749	7,844	8,001	8,550	5,997



Group A Offenses vs. Clearances by Month



Group B Arrests by Month



Exceptional Clearances by Offenses

	Total	Death of Offender	Prosec. Declined	Custody Oth. Agency	Vic. Ref. Coop.	Juvenile No Cust.
Crimes Against Persons						
Murder	15	14	1	0	0	0
Negligent Manslaughter	4	0	3	0	0	1
Kidnapping/Abduction	61	0	19	0	42	0
Forcible Rape	341	3	177	0	161	0
Forcible Sodomy	78	0	47	0	27	4
Sexual Assault w/Object	43	1	29	0	12	1
Forcible Fondling	415	2	241	0	163	9
Aggravated Assault	2,628	35	442	0	2,130	21
Simple Assault	10,145	18	1,259	10	8,726	132
Intimidation	3,556	4	351	2	3,187	12
Stalking	168	0	23	0	144	1
Incest	4	0	3	0	0	1
Statutory Rape	78	0	39	0	39	0
Commercial Sex Acts	0	0	0	0	0	0
Involuntary Servitude	0	0	0	0	0	0
Crimes Against Property						
Robbery	393	10	79	1	302	1
Arson	13	0	5	0	8	0
Extortion/Blackmail	15	0	4	0	11	0
Burglary	744	15	135	1	588	5
Theft - Pocket-picking	14	0	2	0	12	0
Theft - Purse-snatching	20	0	4	0	16	0
Theft - Shoplifting	373	9	36	1	304	23
Theft From Building	1,995	15	339	0	1,628	13
Theft From Coin Machine	3	0	3	0	0	0
Theft From Motor Vehicle	317	5	57	1	253	1
Theft of Motor Vehicle Parts	94	2	13	0	78	1
Theft - All Other Larceny	1,187	8	220	3	952	4
Counterfeiting/Forgery	328	5	125	0	197	1
Fraud - False Pretenses	533	24	178	4	326	1
Fraud - Credit Card/ATM	381	6	180	0	195	0
Fraud - Impersonation	106	2	22	0	82	0
Fraud - Welfare	18	1	16	0	1	0
Fraud - Wire	19	1	11	0	7	0
Embezzlement	155	0	35	0	120	0
Stolen Property Offenses	5	1	2	0	2	0
Destruction/Damage/Vandalism	2,029	9	251	1	1,737	31
Bribery	1	0	0	0	1	0
Motor Vehicle Theft	415	5	83	0	325	2
Crimes Against Society						
Drug/Narcotic Violations	264	20	199	1	27	17
Drug/Narcotics Equipment Violations	79	6	56	1	10	6
Pornography/Obscene Material	46	2	32	0	12	0
Gambling - Betting/Wagering	0	0	0	0	0	0
Gambling - Operating/Promoting	0	0	0	0	0	0
Gambling Equipment Violations	1	0	1	0	0	0
Gambling - Sports Tampering	0	0	0	0	0	0
Prostitution	1	0	1	0	0	0
Prostitution - Assisting/Promoting	0	0	0	0	0	0
Purchasing Prostitution	0	0	0	0	0	0
Weapon Law Violations	37	2	12	0	22	1
Total Exceptional Clearances	27,122	225	4,735	26	21,847	289

Exceptional Clearances; Death of Offender, Prosecution Declined, Custody Other Agency, Victim Refused to Cooperate, Juvenile No Custody



Offenses and Weapon Used						
	Firearm (type not stated)		Handgun		Rifle	
	Non - Automatic	Automatic	Non - Automatic	Automatic	Non - Automatic	Automatic
Murder	45	1	149	11	10	2
Negligent Manslaughter	1	0	5	0	0	0
Kidnapping/Abduction	9	3	145	9	7	2
Forcible Rape	8	0	52	0	1	0
Forcible Sodomy	1	0	11	0	0	0
Sexual Assault with an Object	1	0	4	0	0	0
Forcible Fondling	0	0	11	0	0	0
Robbery	187	10	3,504	55	54	2
Aggravated Assault	997	87	6,208	170	280	32
Simple Assault	0	0	1	0	0	0
Commercial Sex Acts	0	0	0	0	0	0
Involuntary Servitude	0	0	0	0	0	0
Extortion/Blackmail	0	0	2	0	0	0
Weapon Law Violation	459	86	4,741	243	355	20
TOTAL	1,708	187	14,833	488	707	58

Offenses and Weapon Used						
	Shotgun		Other Firearm		Knife/Cutting Instrument	Blunt Object
	Non - Automatic	Automatic	Non - Automatic	Automatic		
Murder	10	0	5	0	19	16
Negligent Manslaughter	0	0	0	0	0	0
Kidnapping/Abduction	6	0	11	0	85	35
Forcible Rape	1	0	0	0	48	15
Forcible Sodomy	1	0	2	0	7	3
Sexual Assault with an Object	0	0	0	0	4	13
Forcible Fondling	2	0	0	0	11	4
Robbery	94	0	162	0	454	251
Aggravated Assault	634	20	338	5	5,635	4,601
Simple Assault	0	0	0	0	4	0
Commercial Sex Acts	0	0	0	0	0	0
Involuntary Servitude	0	0	0	0	0	0
Extortion/Blackmail	0	0	0	0	0	0
Weapon Law Violation	398	15	397	2	1,131	364
TOTAL	1,146	35	915	7	7,398	5,302

Note: Up to three weapons may be chosen with an offense.



Offenses and Weapon Used					
	Motor Vehicle	Personal Weapon	Poison	Explosives	Fire/Incendiary Device
Murder	7	23	1	0	5
Negligent Manslaughter	7	2	0	0	0
Kidnapping/Abduction	18	514	0	0	2
Forcible Rape	1	1,196	0	0	0
Forcible Sodomy	0	278	0	0	0
Sexual Assault with an Object	0	146	0	0	0
Forcible Fondling	0	1,688	0	0	0
Robbery	19	2,087	1	3	5
Aggravated Assault	2,606	6,253	42	32	144
Simple Assault	1	78,990	0	0	0
Commercial Sex Acts	0	3	0	0	0
Involuntary Servitude	0	0	0	0	0
Extortion/Blackmail	0	18	1	0	0
Weapon Law Violation	40	90	7	33	10
TOTAL	2,699	91,288	52	68	166

Offenses and Weapon Used					
	Drugs/ Narcotics	Asphyxiation	Other	Unknown	None
Murder	3	1	30	18	0
Negligent Manslaughter	0	0	3	2	0
Kidnapping/Abduction	3	16	50	26	393
Forcible Rape	13	9	45	74	388
Forcible Sodomy	1	0	13	22	91
Sexual Assault with an Object	0	1	27	7	44
Forcible Fondling	1	1	30	43	448
Robbery	4	9	458	230	333
Aggravated Assault	61	380	3,931	406	41
Simple Assault	0	2	4,931	2,077	1,280
Commercial Sex Acts	0	0	1	0	1
Involuntary Servitude	0	0	0	0	0
Extortion/Blackmail	0	0	12	2	70
Weapon Law Violation	55	4	357	20	49
TOTAL	141	423	9,888	2,927	3,138

Note: Up to three weapons may be chosen with an offense.



Offender Suspected of Using

	Total Offenses	Alcohol	Drugs	Computer Equipment	Not Applicable
Crimes Against Persons					
Murder	338	21	14	0	303
Negligent Manslaughter	20	3	1	0	16
Kidnapping/Abduction	1,191	101	62	0	1,028
Forcible Rape	1,827	232	87	3	1,505
Forcible Sodomy	422	27	10	1	384
Sexual Assault w/Object	232	18	5	1	208
Forcible Fondling	2,227	134	23	1	2,069
Incest	42	0	0	0	42
Statutory Rape	517	30	17	2	468
Aggravated Assault	29,173	3,920	942	5	24,306
Simple Assault	87,201	12,855	2,043	17	72,286
Intimidation	27,854	1,402	398	202	25,852
Stalking	1,577	51	21	13	1,492
Commercial Sex Acts	5	1	1	0	3
Involuntary Servitude	0	0	0	0	0
Crimes Against Property					
Arson	1,094	25	10	0	1,059
Bribery	21	6	0	0	15
Burglary	51,157	357	297	23	50,480
Counterfeiting/Forgery	7,164	62	187	107	6,808
Destruction/Damage/Vandalism	54,334	1,859	454	12	52,009
Embezzlement	2,317	5	21	19	2,272
Extortion/Blackmail	106	1	4	9	92
Fraud - False Pretenses	9,800	125	232	231	9,212
Fraud - Credit Card/ATM	8,316	17	38	266	7,995
Fraud - Impersonation	5,366	157	183	145	4,881
Fraud - Welfare	255	0	7	1	247
Fraud - Wire	606	0	7	88	511
Motor Vehicle Theft	12,221	132	89	2	11,998
Robbery	7,394	120	124	2	7,148
Stolen Property Offense	842	39	66	5	732
Theft - Pocket Picking	472	13	3	0	456
Theft - Purse Snatching	303	2	4	0	297
Theft - Shoplifting	33,846	624	372	6	32,844
Theft from Building	32,309	324	560	32	31,393
Theft from Coin Machine	529	1	4	1	523
Theft from Motor Vehicle	29,794	87	94	6	29,607
Theft of Motor Vehicle Parts	12,521	22	12	1	12,486
Theft - All Other Larceny	36,555	217	184	60	36,094
Crimes Against Society					
Drug/Narcotic Violations	51,154	2,650	32,048	29	16,427
Drug/Narcotic Equipment Violations	25,924	1,375	14,288	23	10,238
Gambling - Betting/Wagering	58	1	6	0	51
Gambling - Operating/Promoting	40	2	2	3	33
Gambling - Equipment Violation	127	5	26	1	95
Gambling - Sports Tampering	10	0	2	0	8
Pornography/Obscene Materials	545	1	5	146	393
Prostitution	1,398	15	108	12	1,263
Prostitution - Assisting/Promoting	83	3	10	0	70
Purchasing Prostitution	120	1	2	0	117
Weapon Law Violations	8,480	1,020	1,138	5	6,317
Total Group A Offenses	547,887	28,063	54,211	1,480	464,133

Note: More than one category may be chosen for each offense so number will not equal the total offense.



Drug Related Summary

	Total	Crack Cocaine	Powder Cocaine	Meth	Proc. Marij.	Cult. Marij.	Ecstasy
Crimes Against Persons							
Murder	9	0	0	0	3	0	0
Negligent Manslaughter	0	0	0	0	0	0	0
Kidnapping/Abduction	10	4	0	2	2	0	0
Forcible Rape	17	7	0	0	6	0	0
Forcible Sodomy	2	0	0	1	1	0	0
Sexual Assault w/Object	0	0	0	0	0	0	0
Forcible Fondling	4	0	1	0	1	1	0
Aggravated Assault	139	22	13	13	38	16	0
Simple Assault	250	40	14	12	59	24	0
Intimidation	52	14	6	2	15	2	0
Stalking	1	1	0	0	0	0	0
Incest	0	0	0	0	0	0	0
Statutory Rape	4	0	0	0	2	1	0
Commercial Sex Acts	0	0	0	0	0	0	0
Involuntary Servitude	0	0	0	0	0	0	0
Crimes Against Property							
Robbery	105	7	6	1	26	10	0
Arson	2	0	0	1	0	0	0
Extortion/Blackmail	2	0	0	0	0	0	0
Burglary	189	5	1	6	17	6	0
Theft - Pocket-picking	1	0	0	0	0	0	0
Theft - Purse-snatching	2	1	0	0	0	0	0
Theft - Shoplifting	79	8	1	3	10	3	0
Theft From Building	375	7	1	2	5	0	0
Theft From Coin Machine	3	1	0	0	0	0	0
Theft From Motor Vehicle	97	2	1	1	4	2	0
Theft of Motor Vehicle Parts	2	0	0	1	0	0	0
Theft - All Other Larceny	129	4	3	2	6	1	0
Counterfeiting/Forgery	214	2	9	3	26	3	1
Fraud - False Pretenses	264	6	5	0	8	1	0
Fraud - Credit Card/ATM	6	2	0	1	0	0	0
Fraud - Impersonation	112	14	5	1	32	6	0
Fraud - Welfare	6	0	0	0	0	0	0
Fraud - Wire	13	0	0	0	0	0	0
Embezzlement	19	2	1	0	0	0	0
Stolen Property Offenses	38	3	5	1	15	4	0
Destruction/Damage/Vandalism	86	14	8	5	30	2	0
Bribery	0	0	0	0	0	0	0
Motor Vehicle Theft	14	5	0	1	1	1	0
Crimes Against Society							
Drug/Narcotic Violations	48,592	3,436	1,608	2,714	24,420	3,982	134
Drug/Narcotics Equipment Violations	10,938	1,428	313	756	6,062	719	10
Pornography/Obscene Material	0	0	0	0	0	0	0
Gambling - Betting/Wagering	6	0	0	0	4	1	0
Gambling - Operating/Promoting	2	0	0	0	1	0	0
Gambling Equipment Violations	38	5	2	0	26	1	0
Gambling - Sports Tampering	4	4	0	0	0	0	0
Prostitution	26	6	1	0	15	0	0
Prostitution - Assisting/Promoting	5	4	0	0	1	0	0
Purchasing Prostitution	0	0	0	0	0	0	0
Weapon Law Violations	950	74	45	27	552	92	4
Total Drug Related	62,807	5,128	2,049	3,556	31,388	4,878	149

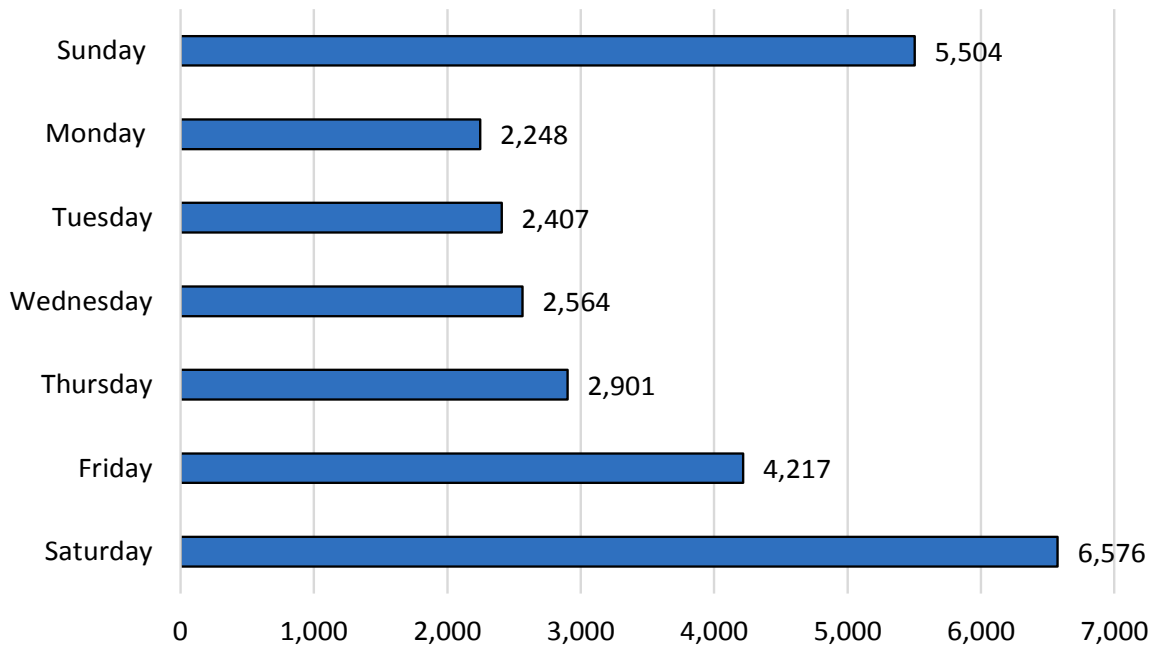


Drug Related Summary

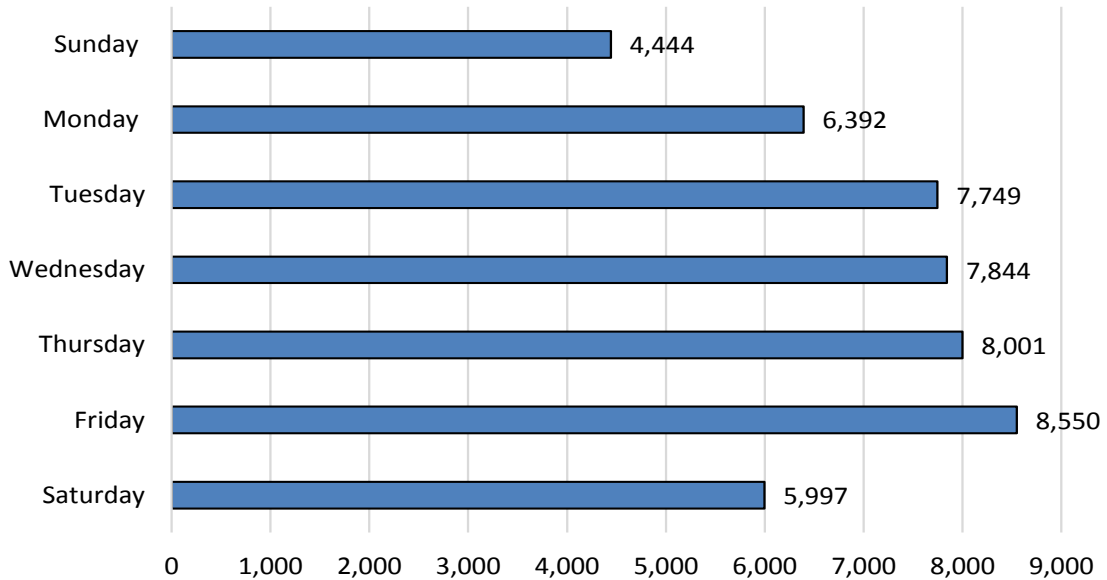
	GHB	Ketamine	Heroin	Oxycodone	Hydrocodone	Other Prescription	Other Nonprescription
Crimes Against Persons							
Murder	0	0	1	0	0	5	0
Negligent Manslaughter	0	0	0	0	0	0	0
Kidnapping/Abduction	0	0	0	1	0	0	1
Forcible Rape	0	0	1	0	0	2	1
Forcible Sodomy	0	0	0	0	0	0	0
Sexual Assault w/Object	0	0	0	0	0	0	0
Forcible Fondling	0	0	0	0	0	1	0
Aggravated Assault	0	0	5	7	1	22	2
Simple Assault	0	1	5	11	3	66	15
Intimidation	0	0	2	1	1	8	1
Stalking	0	0	0	0	0	0	0
Incest	0	0	0	0	0	0	0
Statutory Rape	0	0	0	0	0	1	0
Commercial Sex Acts	0	0	0	0	0	0	0
Involuntary Servitude	0	0	0	0	0	0	0
Crimes Against Property							
Robbery	0	0	0	18	10	27	0
Arson	0	0	0	0	0	0	1
Extortion/Blackmail	0	0	0	0	0	2	0
Burglary	0	0	2	18	29	105	0
Theft - Pocket-picking	0	0	0	0	0	1	0
Theft - Purse-snatching	0	0	0	0	0	1	0
Theft - Shoplifting	0	0	5	3	2	29	15
Theft From Building	0	1	4	62	73	217	3
Theft From Coin Machine	0	0	0	1	0	1	0
Theft From Motor Vehicle	0	0	1	10	27	47	2
Theft of Motor Vehicle Parts	0	0	0	0	1	0	0
Theft - All Other Larceny	0	0	0	21	19	72	1
Counterfeiting/Forgery	0	0	0	45	49	75	1
Fraud - False Pretenses	0	0	1	53	69	120	1
Fraud - Credit Card/ATM	0	0	0	1	0	2	0
Fraud - Impersonation	0	0	0	6	13	31	4
Fraud - Welfare	0	0	0	1	2	3	0
Fraud - Wire	0	0	0	0	5	8	0
Embezzlement	0	0	0	4	3	9	0
Stolen Property Offenses	0	0	1	1	0	7	1
Destruction/Damage/Vandalism	0	0	4	2	2	16	3
Bribery	0	0	0	0	0	0	0
Motor Vehicle Theft	0	0	1	0	1	3	1
Crimes Against Society							
Drug/Narcotic Violations	3	2	536	1,555	1,776	7,527	899
Drug/Narcotics Equipment Violations	1	0	247	194	118	838	252
Pornography/Obscene Material	0	0	0	0	0	0	0
Gambling - Betting/Wagering	0	0	0	0	1	0	0
Gambling - Operating/Promoting	0	0	0	0	1	0	0
Gambling Equipment Violations	0	0	1	0	2	1	0
Gambling - Sports Tampering	0	0	0	0	0	0	0
Prostitution	0	0	0	1	0	2	1
Prostitution - Assisting/Promoting	0	0	0	0	0	0	0
Purchasing Prostitution	0	0	0	0	0	0	0
Weapon Law Violations	0	0	10	16	29	85	16
Total Drug Related	4	4	827	2,032	2,237	9,334	1,221



DUI Arrests by Day of Week



Drug/Narcotics Offenses by Day of Week



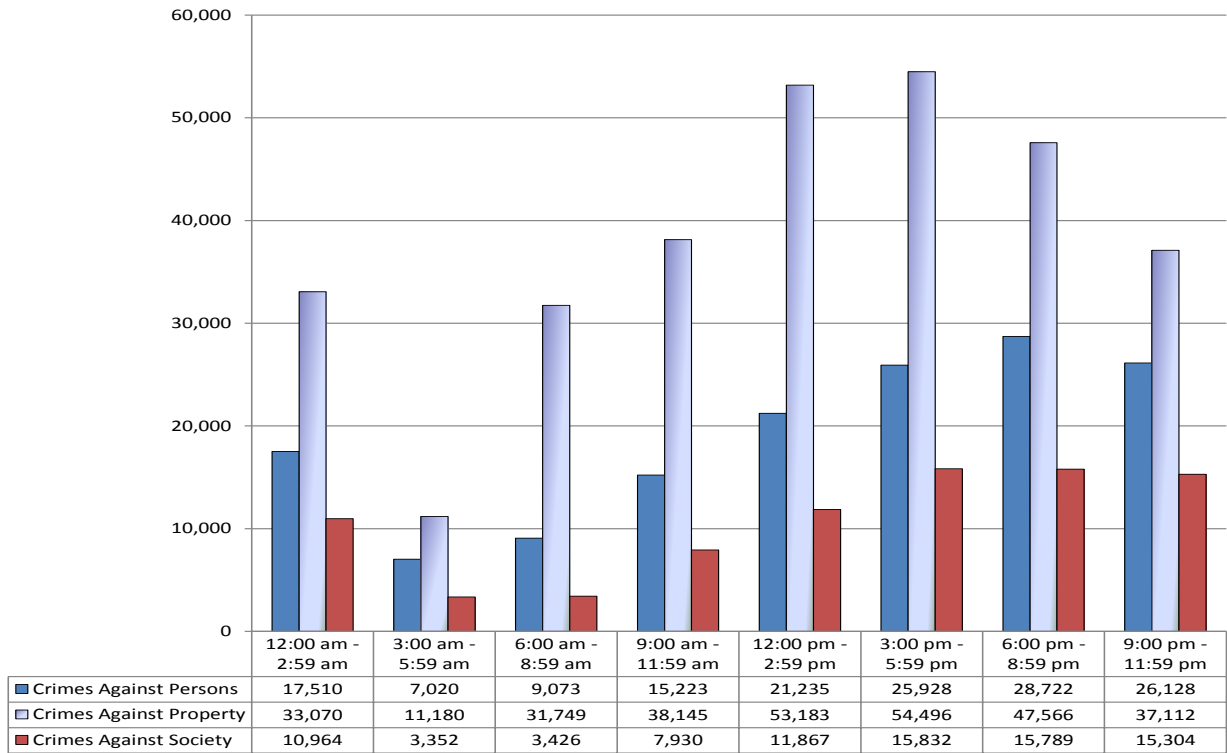
Offenses by Time of Day

	Total	12:00 AM - 2:59 AM	3:00 AM - 5:59 AM	6:00 AM - 8:59 AM	9:00 AM - 11:59 AM	12:00 PM - 2:59 PM	3:00 PM - 5:59 PM	6:00 PM - 8:59 PM	9:00 PM - 11:59 PM
Crimes Against Persons									
Murder	333	47	35	24	25	37	33	60	72
Negligent Manslaughter	20	3	1	2	2	6	3	1	2
Kidnapping/Abduction	1,157	150	65	90	95	175	179	232	171
Forcible Rape	1,777	360	167	138	155	211	212	222	312
Forcible Sodomy	415	89	25	42	38	71	54	41	55
Sexual Assault w/Object	228	51	8	19	18	36	31	29	36
Forcible Fondling	2,209	323	93	236	265	407	382	280	223
Incest	42	2	1	3	11	8	11	5	1
Statutory Rape	507	115	18	50	48	85	65	68	58
Aggravated Assault	28,713	4,148	1,685	1,248	2,254	3,313	4,576	5,696	5,793
Simple Assault	86,180	9,966	4,276	4,897	8,402	11,693	14,905	16,561	15,480
Intimidation	27,692	2,089	596	2,141	3,728	4,931	5,210	5,276	3,721
Stalking	1,562	166	50	183	181	261	267	250	204
Commercial Sex Acts	4	1	0	0	1	1	0	1	0
Involuntary Servitude	0	0	0	0	0	0	0	0	0
Crimes Against Property									
Arson	1,087	201	159	81	77	100	107	155	207
Bribery	21	5	0	0	4	3	1	4	4
Burglary	51,037	4,620	2,309	8,117	7,378	8,595	8,401	6,758	4,859
Counterfeiting/Forgery	7,139	761	114	920	1,352	1,610	1,279	703	400
Destruction/Damage/Vandalism	54,137	7,271	2,865	4,936	5,460	6,829	8,281	9,086	9,409
Embezzlement	2,308	221	43	369	348	520	395	260	152
Extortion/Blackmail	104	8	6	14	23	21	14	11	7
Fraud - False Pretenses	9,782	1,098	153	1,189	1,763	2,468	1,718	969	424
Fraud - Credit Card/ATM	8,301	1,679	223	1,145	1,197	1,685	1,125	795	452
Fraud - Impersonation	5,334	852	110	700	734	1,135	805	582	416
Fraud - Welfare	254	2	0	223	7	11	4	6	1
Fraud - Wire	601	88	7	90	122	135	95	46	18
Motor Vehicle Theft	12,185	1,689	659	1,221	1,219	1,454	1,769	1,959	2,215
Robbery	7,362	1,087	544	283	529	718	965	1,384	1,852
Stolen Property Offense	830	100	33	58	107	148	151	121	112
Theft - Pocket Picking	472	63	25	24	64	89	84	63	60
Theft - Purse Snatching	303	21	12	9	39	59	74	54	35
Theft - Shoplifting	33,787	1,172	571	709	3,278	8,084	10,167	7,483	2,323
Theft from Building	32,198	3,124	798	3,848	4,957	6,726	5,631	4,236	2,878
Theft from Coin Machine	526	96	28	62	61	69	67	52	91
Theft from Motor Vehicle	29,756	3,650	1,185	2,475	3,069	3,697	4,295	5,473	5,912
Theft of Motor Vehicle Parts	12,508	1,625	450	1,302	1,268	1,737	2,062	2,060	2,004
Theft - All Other Larceny	36,469	3,637	886	3,974	5,089	7,290	7,006	5,306	3,281
Crimes Against Society									
Drug/Narcotic Violations	48,974	6,015	1,745	1,863	4,628	7,240	9,629	9,262	8,592
Drug/Narcotic Equipment Violations	24,817	3,492	1,077	1,013	2,326	3,195	4,494	4,502	4,718
Gambling - Betting/Wagering	58	2	0	2	4	15	18	14	3
Gambling - Operating/Promoting	39	0	0	1	4	10	11	10	3
Gambling - Equipment Violation	125	13	2	9	14	22	26	27	12
Gambling - Sports Tampering	10	0	0	0	1	0	4	3	2
Pornography/Obscene Materials	541	91	13	70	82	106	73	59	47
Prostitution	1,395	74	33	19	93	248	228	389	311
Prostitution - Assisting/Promoting	83	5	1	4	12	18	21	15	7
Purchasing Prostitution	119	15	6	6	8	15	33	16	20
Weapon Law Violations	8,303	1,257	475	439	758	998	1,295	1,492	1,589
Total Group A Offenses	541,804	61,544	21,552	44,248	61,298	86,285	96,256	92,077	78,544

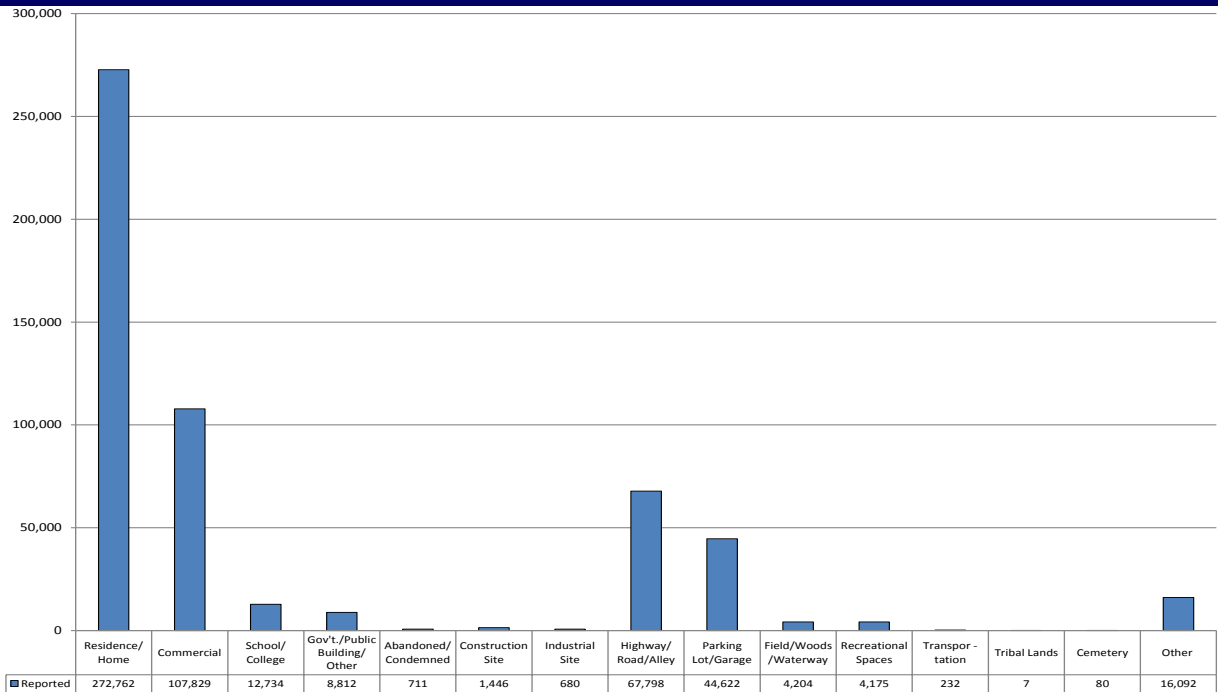
Note: A total of 380 incidents did not have time of day reported.



Group A Offenses by Time of Day



Group A Offenses by Location Group



Offense Location

	Grand Total	Transport. Terminal	Financial Institution	Bar	Religious Organization	Office Building
Crimes Against Persons						
Murder	333	0	0	4	0	1
Negligent Manslaughter	20	0	0	1	0	0
Kidnapping/Abduction	1,157	2	3	7	1	3
Forcible Rape	1,787	1	0	9	5	5
Forcible Sodomy	416	0	0	1	1	0
Sexual Assault w/Object	228	0	0	2	0	0
Forcible Fondling	2,216	14	1	21	9	14
Incest	42	0	0	0	0	0
Statutory Rape	510	0	1	0	3	0
Aggravated Assault	28,718	23	20	468	44	105
Simple Assault	86,202	175	53	1,383	176	385
Intimidation	27,701	26	63	73	67	482
Stalking	1,570	2	10	8	8	35
Commercial Sex Acts	4	0	0	0	0	0
Involuntary Servitude	0	0	0	0	0	0
Crimes Against Property						
Arson	1,089	0	1	3	5	17
Bribery	21	0	0	0	0	1
Burglary	51,097	14	33	112	387	1,290
Counterfeiting/Forgery	7,151	8	1,447	40	9	188
Destruction/Damage/Vandalism	54,181	36	79	304	580	1,264
Embezzlement	2,314	3	33	15	9	224
Extortion/Blackmail	105	0	1	1	1	5
Fraud - False Pretenses	9,795	20	1,254	79	7	275
Fraud - Credit Card/ATM	8,311	5	776	33	4	118
Fraud - Impersonation	5,341	3	382	32	8	108
Fraud - Welfare	255	0	0	0	0	2
Fraud - Wire	606	0	61	0	1	8
Motor Vehicle Theft	12,194	24	28	155	95	427
Robbery	7,363	9	97	59	15	50
Stolen Property Offenses	833	1	6	2	0	7
Theft - Pocket-picking	472	7	3	58	2	6
Theft - Purse-snatching	303	1	1	7	2	6
Theft - Shoplifting	33,793	7	1	2	0	182
Theft From Building	32,237	109	67	581	249	1,092
Theft From Coin Machine	527	2	1	3	0	53
Theft From Motor Vehicle	29,783	14	20	163	210	283
Theft of Motor Vehicle Parts	12,519	10	8	32	85	297
Theft - All Other Larceny	36,519	96	189	167	360	1,025
Crimes Against Society						
Drug/Narcotic Violations	48,977	86	21	212	58	106
Drug/Narcotics Equipment Violations	24,819	35	10	62	42	42
Gambling - Betting/Wagering	58	0	0	0	0	0
Gambling - Operating/Promoting	39	0	0	3	0	2
Gambling Equipment Violations	125	0	0	7	0	1
Gambling - Sports Tampering	10	0	0	0	0	0
Pornography/Obscene Material	543	0	0	0	2	4
Prostitution	1,395	0	1	2	4	2
Prostitution - Assisting/Promoting	83	0	0	1	0	0
Purchasing Prostitution	119	0	0	0	0	0
Weapon Law Violations	8,303	86	13	93	13	35
Total Group A Offenses	542,184	819	4,684	4,205	2,462	8,150

Continued on next page.



Offense Location

	Construction Site	Convenience Store	Department Store	Hospital	Fields/Woods	Government Building	Grocery/Supermarket
Crimes Against Persons							
Murder	0	5	0	4	11	2	0
Negligent Manslaughter	0	0	0	0	0	0	0
Kidnapping/Abduction	1	21	6	2	10	3	3
Forcible Rape	0	5	2	6	41	6	0
Forcible Sodomy	0	0	2	10	6	2	2
Sexual Assault w/Object	0	2	0	2	2	1	1
Forcible Fondling	0	26	21	28	22	32	8
Incest	0	0	0	0	0	0	0
Statutory Rape	0	0	0	1	17	1	0
Aggravated Assault	18	352	138	70	187	78	90
Simple Assault	32	797	640	508	236	556	315
Intimidation	17	403	290	266	34	347	169
Stalking	3	15	34	11	2	22	14
Commercial Sex Acts	0	0	0	0	0	0	0
Involuntary Servitude	0	0	0	0	0	0	0
Crimes Against Property							
Arson	5	12	4	2	44	9	1
Bribery	0	1	0	0	0	1	0
Burglary	226	409	252	156	59	213	104
Counterfeiting/Forgery	5	903	543	376	4	114	518
Destruction/Damage/Vandalism	204	569	443	220	506	423	240
Embezzlement	11	171	575	50	0	20	98
Extortion/Blackmail	0	1	1	1	0	1	1
Fraud - False Pretenses	4	506	1,096	466	4	97	439
Fraud - Credit Card/ATM	2	1,251	1,301	103	0	30	403
Fraud - Impersonation	3	99	285	139	4	52	52
Fraud - Welfare	0	2	3	72	0	9	6
Fraud - Wire	0	13	26	16	0	4	11
Motor Vehicle Theft	36	175	58	37	127	24	41
Robbery	3	463	113	63	36	11	58
Stolen Property Offenses	1	22	29	3	2	7	8
Theft - Pocket-picking	1	23	33	6	1	14	30
Theft - Purse-snatching	1	12	31	4	1	0	23
Theft - Shoplifting	7	3,374	21,457	459	2	24	4,312
Theft From Building	118	555	1,253	722	37	778	527
Theft From Coin Machine	0	29	26	17	0	16	53
Theft From Motor Vehicle	71	333	202	98	87	76	138
Theft of Motor Vehicle Parts	37	37	83	48	70	29	43
Theft - All Other Larceny	627	1,220	672	176	948	259	344
Crimes Against Society							
Drug/Narcotic Violations	6	746	653	353	365	383	313
Drug/Narcotics Equipment Violations	6	327	324	140	164	105	133
Gambling - Betting/Wagering	0	0	0	0	1	1	0
Gambling - Operating/Promoting	0	4	0	0	0	0	0
Gambling Equipment Violations	0	1	1	0	0	0	0
Gambling - Sports Tampering	0	0	0	0	0	0	0
Pornography/Obscene Material	0	2	1	0	0	7	0
Prostitution	0	9	0	2	5	0	1
Prostitution - Assisting/Promoting	0	3	0	0	0	0	0
Purchasing Prostitution	0	0	0	0	1	0	0
Weapon Law Violations	1	137	67	28	38	52	35
Total Group A Offenses	1,446	13,035	30,665	4,665	3,074	3,809	8,534

Continued on next page.



Offense Location

	Highway/ Road/Alley	Hotel	Jail/ Prison	Lake/ Waterway	Liquor Store	Parking Lot/ Garage
Crimes Against Persons						
Murder	67	5	1	0	0	29
Negligent Manslaughter	7	1	0	0	0	0
Kidnapping/Abduction	136	30	2	0	1	68
Forcible Rape	71	103	2	4	0	61
Forcible Sodomy	17	15	9	0	0	11
Sexual Assault w/Object	13	3	9	2	0	4
Forcible Fondling	103	46	29	2	1	49
Incest	0	0	0	0	0	0
Statutory Rape	14	25	1	2	0	13
Aggravated Assault	4,890	299	132	28	10	2,046
Simple Assault	6,866	1,282	656	50	30	4,351
Intimidation	1,743	250	49	7	17	935
Stalking	163	8	0	1	2	63
Commercial Sex Acts	0	1	0	0	0	0
Involuntary Servitude	0	0	0	0	0	0
Crimes Against Property						
Arson	61	5	6	1	1	63
Bribery	12	0	2	0	0	1
Burglary	76	576	5	13	28	284
Counterfeiting/Forgery	377	38	11	0	98	81
Destruction/Damage/Vandalism	3,780	590	208	63	41	6,885
Embezzlement	2	55	3	1	4	13
Extortion/Blackmail	4	1	0	0	0	5
Fraud - False Pretenses	300	87	5	0	52	242
Fraud - Credit Card/ATM	17	80	3	2	31	40
Fraud - Impersonation	1,067	37	16	2	11	187
Fraud - Welfare	0	0	0	0	0	5
Fraud - Wire	2	5	1	0	0	0
Motor Vehicle Theft	886	149	0	3	4	2,449
Robbery	1,852	168	0	3	11	1,244
Stolen Property Offenses	337	13	0	1	1	95
Theft - Pocket-picking	47	10	0	0	1	27
Theft - Purse-snatching	53	3	0	0	1	67
Theft - Shoplifting	34	1	2	0	189	49
Theft From Building	46	973	24	2	20	126
Theft From Coin Machine	7	76	0	1	0	33
Theft From Motor Vehicle	2,027	374	5	78	6	9,925
Theft of Motor Vehicle Parts	643	103	1	11	3	4,284
Theft - All Other Larceny	1,282	317	16	127	9	2,419
Crimes Against Society						
Drug/Narcotic Violations	23,795	940	897	131	20	5,193
Drug/Narcotics Equipment Violations	12,725	659	148	79	16	2,312
Gambling - Betting/Wagering	7	0	0	0	0	4
Gambling - Operating/Promoting	8	0	0	0	0	1
Gambling Equipment Violations	53	0	1	0	0	6
Gambling - Sports Tampering	4	0	0	0	0	3
Pornography/Obscene Material	9	3	1	0	0	3
Prostitution	913	291	0	0	1	80
Prostitution - Assisting/Promoting	27	28	0	0	0	6
Purchasing Prostitution	10	101	0	0	0	3
Weapon Law Violations	3,245	111	33	5	8	857
Total Group A Offenses	67,798	7,862	2,278	619	617	44,622

Continued on next page.



Offense Location

	Rental Storage Facility	Residence	Restaurant	Service Station	Specialty Store	Other
Crimes Against Persons						
Murder	1	189	0	1	1	7
Negligent Manslaughter	0	11	0	0	0	0
Kidnapping/Abduction	1	771	12	8	1	36
Forcible Rape	1	1,300	6	1	1	73
Forcible Sodomy	0	305	0	0	1	10
Sexual Assault w/Object	0	175	1	0	1	3
Forcible Fondling	1	1,330	18	4	12	69
Incest	0	39	1	0	0	2
Statutory Rape	0	379	3	0	0	39
Aggravated Assault	24	18,319	178	118	77	436
Simple Assault	78	59,853	878	295	257	1,313
Intimidation	26	19,476	420	129	178	1,035
Stalking	0	980	37	9	18	66
Commercial Sex Acts	0	3	0	0	0	0
Involuntary Servitude	0	0	0	0	0	0
Crimes Against Property						
Arson	4	697	3	5	7	24
Bribery	0	1	0	0	0	2
Burglary	810	42,181	431	151	709	1,316
Counterfeiting/Forgery	6	657	566	187	261	447
Destruction/Damage/Vandalism	249	32,878	539	242	511	1,313
Embezzlement	3	84	357	72	227	162
Extortion/Blackmail	0	68	3	0	2	2
Fraud - False Pretenses	10	2,462	564	170	553	708
Fraud - Credit Card/ATM	3	1,161	352	574	341	1,176
Fraud - Impersonation	8	1,633	42	59	127	851
Fraud - Welfare	0	69	0	0	0	10
Fraud - Wire	0	309	4	3	13	114
Motor Vehicle Theft	44	6,729	66	109	90	337
Robbery	2	2,129	239	153	67	271
Stolen Property Offenses	3	182	8	6	39	31
Theft - Pocket-picking	0	63	36	6	14	16
Theft - Purse-snatching	0	49	13	6	3	8
Theft - Shoplifting	4	56	45	574	1,902	323
Theft From Building	169	18,269	1,253	166	712	1,132
Theft From Coin Machine	1	33	5	17	38	71
Theft From Motor Vehicle	42	13,325	274	211	89	778
Theft of Motor Vehicle Parts	32	5,342	60	94	105	603
Theft - All Other Larceny	151	20,755	510	628	507	1,918
Crimes Against Society						
Drug/Narcotic Violations	33	11,138	233	292	111	846
Drug/Narcotics Equipment Violations	19	6,222	99	147	50	277
Gambling - Betting/Wagering	1	25	0	0	0	3
Gambling - Operating/Promoting	0	18	0	0	1	2
Gambling Equipment Violations	0	43	0	0	1	5
Gambling - Sports Tampering	0	0	0	0	0	0
Pornography/Obscene Material	2	373	1	0	3	60
Prostitution	0	39	1	1	1	31
Prostitution - Assisting/Promoting	1	10	1	1	2	1
Purchasing Prostitution	0	1	0	0	0	1
Weapon Law Violations	9	2,631	64	60	36	164
Total Group A Offenses	1,738	272,762	7,323	4,499	7,069	16,092

Continued on next page.



Offense Location

	Abandoned Structure	Amusement Park	Stadium/Fairgrounds	ATM not at Bank	Auto Dealership	Camp
Crimes Against Persons						
Murder	0	0	0	0	0	1
Negligent Manslaughter	0	0	0	0	0	0
Kidnapping/Abduction	1	0	0	3	1	1
Forcible Rape	15	0	1	0	0	3
Forcible Sodomy	0	1	0	0	1	0
Sexual Assault w/Object	0	0	0	0	1	0
Forcible Fondling	1	3	2	0	1	0
Incest	0	0	0	0	0	0
Statutory Rape	1	0	0	0	0	0
Aggravated Assault	9	1	7	3	14	15
Simple Assault	20	28	87	6	41	39
Intimidation	5	4	8	1	55	13
Stalking	0	0	0	0	0	2
Commercial Sex Acts	0	0	0	0	0	0
Involuntary Servitude	0	0	0	0	0	0
Crimes Against Property						
Arson	56	0	2	0	5	5
Bribery	0	0	0	0	0	0
Burglary	236	8	28	2	116	116
Counterfeiting/Forgery	0	5	7	21	20	20
Destruction/Damage/Vandalism	104	5	36	10	147	147
Embezzlement	1	8	1	2	15	15
Extortion/Blackmail	0	0	0	0	2	2
Fraud - False Pretenses	3	3	2	16	83	83
Fraud - Credit Card/ATM	1	1	3	369	11	11
Fraud - Impersonation	6	0	0	10	10	10
Fraud - Welfare	0	0	0	0	0	0
Fraud - Wire	0	0	0	3	0	0
Motor Vehicle Theft	4	1	5	0	280	15
Robbery	7	1	1	7	5	5
Stolen Property Offenses	1	0	0	0	1	1
Theft - Pocket-picking	2	0	12	0	0	0
Theft - Purse-snatching	0	1	1	2	0	0
Theft - Shoplifting	0	1	4	0	1	1
Theft From Building	38	14	53	5	50	50
Theft From Coin Machine	0	3	1	1	1	1
Theft From Motor Vehicle	5	6	16	1	75	75
Theft of Motor Vehicle Parts	2	0	1	1	291	291
Theft - All Other Larceny	110	38	36	28	57	57
Crimes Against Society						
Drug/Narcotic Violations	44	9	25	1	7	7
Drug/Narcotics Equipment Violations	33	0	11	0	5	5
Gambling - Betting/Wagering	2	0	0	0	0	0
Gambling - Operating/Promoting	0	0	0	0	0	0
Gambling Equipment Violations	0	0	0	0	0	0
Gambling - Sports Tampering	0	0	0	0	0	0
Pornography/Obscene Material	1	0	0	0	0	0
Prostitution	1	0	0	0	0	0
Prostitution - Assisting/Promoting	0	0	0	0	0	0
Purchasing Prostitution	1	0	0	0	0	0
Weapon Law Violations	1	1	4	3	9	9
Total Group A Offenses	711	142	354	495	1,305	1,000

Continued on next page.



Offense Location

	Daycare Facility	Freight Terminal	Farm Facility	Gambling Facility	Industrial Site	Military Installation
Crimes Against Persons						
Murder	0	0	0	0	0	0
Negligent Manslaughter	0	0	0	0	0	0
Kidnapping/Abduction	1	0	0	0	0	0
Forcible Rape	1	0	1	0	0	0
Forcible Sodomy	1	0	0	0	0	0
Sexual Assault w/Object	1	0	0	0	0	0
Forcible Fondling	4	0	0	0	4	0
Incest	0	0	0	0	0	0
Statutory Rape	0	0	0	0	0	0
Aggravated Assault	7	4	8	0	12	0
Simple Assault	59	11	8	2	36	2
Intimidation	33	9	2	0	34	0
Stalking	1	0	0	0	1	0
Commercial Sex Acts	0	0	0	0	0	0
Involuntary Servitude	0	0	0	0	0	0
Crimes Against Property						
Arson	1	0	7	0	3	0
Bribery	0	0	0	0	0	0
Burglary	62	17	104	0	86	0
Counterfeiting/Forgery	2	1	0	0	2	0
Destruction/Damage/Vandalism	56	18	51	1	116	1
Embezzlement	5	11	2	0	22	0
Extortion/Blackmail	0	0	0	0	0	0
Fraud - False Pretenses	3	2	0	1	6	1
Fraud - Credit Card/ATM	0	1	1	1	2	0
Fraud - Impersonation	2	0	0	0	4	0
Fraud - Welfare	0	0	0	0	0	0
Fraud - Wire	0	1	0	0	1	0
Motor Vehicle Theft	9	12	37	0	19	0
Robbery	4	1	0	0	1	0
Stolen Property Offenses	0	0	0	0	2	0
Theft - Pocket-picking	0	0	0	0	0	0
Theft - Purse-snatching	0	0	0	0	0	0
Theft - Shoplifting	8	1	2	0	0	0
Theft From Building	43	14	96	0	65	3
Theft From Coin Machine	2	1	0	0	5	0
Theft From Motor Vehicle	21	36	5	1	40	0
Theft of Motor Vehicle Parts	10	14	10	1	26	1
Theft - All Other Larceny	35	66	171	1	176	1
Crimes Against Society						
Drug/Narcotic Violations	3	6	5	0	10	2
Drug/Narcotics Equipment Violations	3	6	1	0	4	1
Gambling - Betting/Wagering	0	0	0	0	0	0
Gambling - Operating/Promoting	0	0	0	0	0	0
Gambling Equipment Violations	0	0	0	0	0	0
Gambling - Sports Tampering	0	0	0	0	0	0
Pornography/Obscene Material	1	0	0	0	0	0
Prostitution	0	0	0	0	0	0
Prostitution - Assisting/Promoting	1	0	0	0	0	0
Purchasing Prostitution	0	0	0	0	0	0
Weapon Law Violations	1	0	0	0	3	0
Total Group A Offenses	380	232	511	8	680	12

Continued on next page.



Offense Location

	Park/ Playground	Rest Area	School - Coll/Univ	School - Elem/Sec	Shelter	Shopping Mall
Crimes Against Persons						
Murder	2	0	0	2	0	0
Negligent Manslaughter	0	0	0	0	0	0
Kidnapping/Abduction	7	0	0	13	0	0
Forcible Rape	18	1	17	23	2	1
Forcible Sodomy	6	0	3	11	1	0
Sexual Assault w/Object	0	0	3	1	0	0
Forcible Fondling	18	0	25	286	1	4
Incest	0	0	0	0	0	0
Statutory Rape	4	1	0	3	0	1
Aggravated Assault	208	4	30	212	16	7
Simple Assault	611	12	309	3,551	67	92
Intimidation	72	5	163	719	21	24
Stalking	4	0	24	24	1	2
Commercial Sex Acts	0	0	0	0	0	0
Involuntary Servitude	0	0	0	0	0	0
Crimes Against Property						
Arson	19	0	2	13	0	0
Bribery	0	0	0	0	0	0
Burglary	52	5	195	217	5	34
Counterfeiting/Forgery	6	0	12	54	0	26
Destruction/Damage/Vandalism	455	9	263	564	11	38
Embezzlement	1	0	9	11	0	18
Extortion/Blackmail	0	0	0	5	0	0
Fraud - False Pretenses	4	1	17	12	1	13
Fraud - Credit Card/ATM	2	0	17	3	1	54
Fraud - Impersonation	12	0	12	11	0	19
Fraud - Welfare	0	0	0	0	0	0
Fraud - Wire	0	0	2	2	0	0
Motor Vehicle Theft	26	0	16	10	0	6
Robbery	122	0	28	43	2	13
Stolen Property Offenses	2	0	9	9	0	4
Theft - Pocket-picking	3	1	2	38	2	7
Theft - Purse-snatching	3	0	3	0	0	1
Theft - Shoplifting	1	0	6	3	1	650
Theft From Building	47	4	806	1,694	39	123
Theft From Coin Machine	7	1	5	7	0	5
Theft From Motor Vehicle	473	6	55	128	0	38
Theft of Motor Vehicle Parts	25	1	19	22	0	20
Theft - All Other Larceny	278	4	247	340	19	45
Crimes Against Society						
Drug/Narcotic Violations	444	7	143	1,085	7	30
Drug/Narcotics Equipment Violations	204	6	47	290	2	14
Gambling - Betting/Wagering	4	0	4	6	0	0
Gambling - Operating/Promoting	0	0	0	0	0	0
Gambling Equipment Violations	2	0	1	3	0	0
Gambling - Sports Tampering	2	0	0	1	0	0
Pornography/Obscene Material	0	0	5	65	0	0
Prostitution	9	0	0	0	0	1
Prostitution - Assisting/Promoting	1	0	0	0	0	0
Purchasing Prostitution	0	0	1	0	0	0
Weapon Law Violations	67	1	35	338	3	7
Total Group A Offenses	3,221	69	2,535	9,819	202	1,297

Continued on next page.



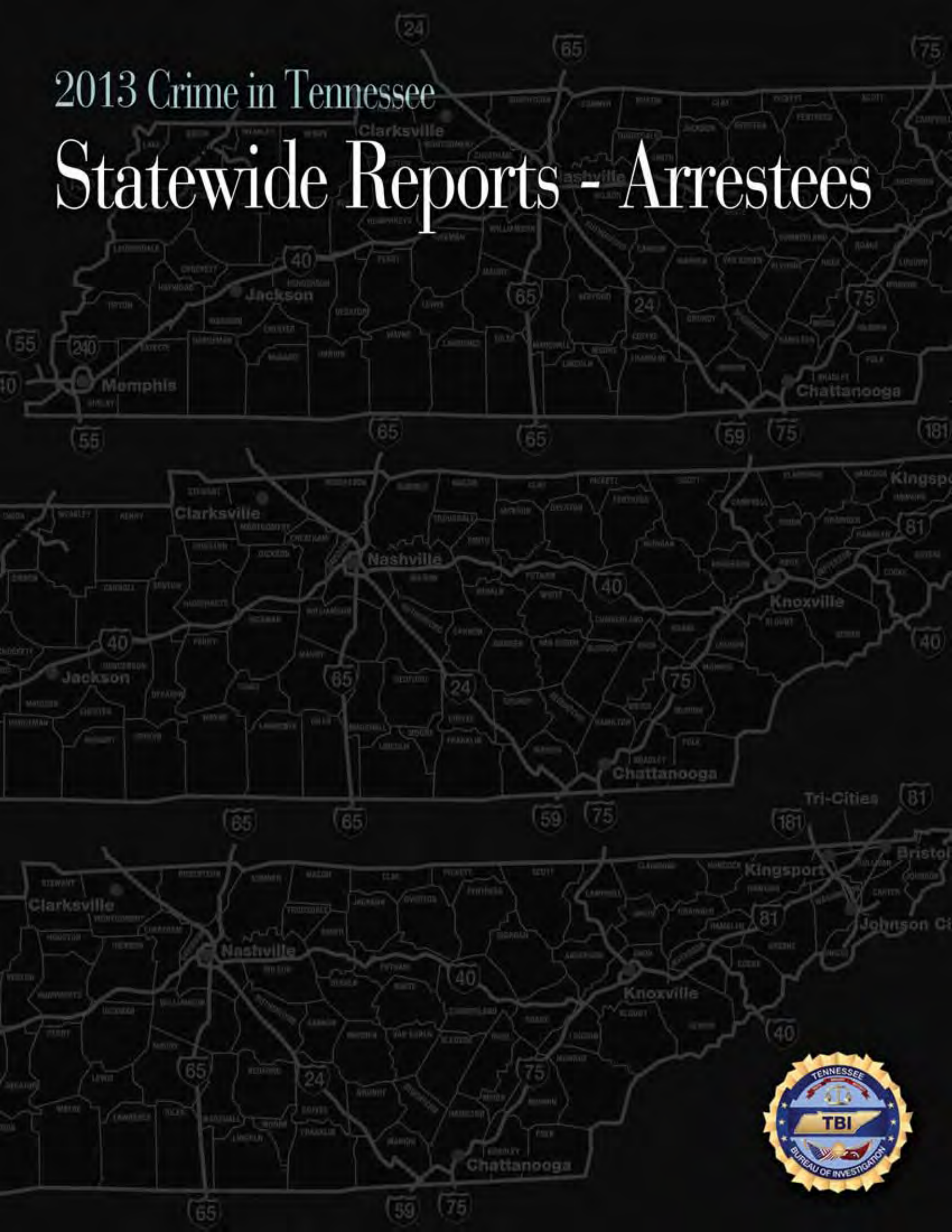
Offense Location

	Tribal Lands	Community Center	Movie Theater	Pharmacy	Doctor's Office	Cemetery
Crimes Against Persons						
Murder	0	0	0	0	0	0
Negligent Manslaughter	0	0	0	0	0	0
Kidnapping/Abduction	0	0	0	2	0	0
Forcible Rape	0	1	0	0	0	0
Forcible Sodomy	0	0	0	0	0	0
Sexual Assault w/Object	0	0	0	0	1	0
Forcible Fondling	0	2	4	0	1	0
Incest	0	0	0	0	0	0
Statutory Rape	0	0	1	0	0	0
Aggravated Assault	0	2	0	3	5	1
Simple Assault	1	9	13	6	24	3
Intimidation	0	5	1	4	21	0
Stalking	0	0	0	0	0	0
Commercial Sex Acts	0	0	0	0	0	0
Involuntary Servitude	0	0	0	0	0	0
Crimes Against Property						
Arson	0	0	0	0	0	1
Bribery	0	0	0	0	0	0
Burglary	1	5	2	21	27	4
Counterfeiting/Forgery	0	0	7	86	15	0
Destruction/Damage/Vandalism	0	18	18	13	22	22
Embezzlement	0	1	1	6	8	0
Extortion/Blackmail	0	0	0	0	0	0
Fraud - False Pretenses	0	1	0	159	65	0
Fraud - Credit Card/ATM	0	0	1	32	4	0
Fraud - Impersonation	0	0	0	38	10	0
Fraud - Welfare	0	0	0	31	46	0
Fraud - Wire	0	0	0	3	3	0
Motor Vehicle Theft	0	0	1	2	1	2
Robbery	0	0	0	11	0	1
Stolen Property Offenses	0	0	0	1	0	0
Theft - Pocket-picking	0	0	0	0	1	0
Theft - Purse-snatching	0	0	0	0	0	0
Theft - Shoplifting	1	0	0	105	3	0
Theft From Building	2	37	28	18	65	1
Theft From Coin Machine	0	1	3	1	0	0
Theft From Motor Vehicle	0	4	13	4	6	4
Theft of Motor Vehicle Parts	0	0	5	1	4	1
Theft - All Other Larceny	1	4	3	12	15	31
Crimes Against Society						
Drug/Narcotic Violations	1	4	3	111	18	7
Drug/Narcotics Equipment Violations	0	0	0	21	3	2
Gambling - Betting/Wagering	0	0	0	0	0	0
Gambling - Operating/Promoting	0	0	0	0	0	0
Gambling Equipment Violations	0	0	0	0	0	0
Gambling - Sports Tampering	0	0	0	0	0	0
Pornography/Obscene Material	0	0	0	0	0	0
Prostitution	0	0	0	0	0	0
Prostitution - Assisting/Promoting	0	0	0	0	0	0
Purchasing Prostitution	0	0	0	0	0	0
Weapon Law Violations	0	1	0	3	0	0
Total Group A Offenses	7	95	104	694	368	80



2013 Crime in Tennessee

Statewide Reports - Arrestees



Arrestee Sex and Race

	Total	Sex		Race					
		Male	Female	Black/Afric. Amer.	Asian	Amer. Indian/AK Nat.	Nat. HI/Other Pac. Is.	Unknown	White
Crimes Against Persons									
Murder	330	293	37	215	1	0	0	0	114
Negligent Manslaughter	18	15	3	7	0	0	0	0	11
Kidnapping/Abduction	527	482	45	258	2	2	0	0	265
Forcible Rape	353	340	13	149	2	0	2	0	200
Forcible Sodomy	57	53	4	17	0	0	0	0	40
Sexual Assault w/Object	36	34	2	12	0	0	0	0	24
Forcible Fondling	392	379	13	117	9	3	0	16	247
Incest	9	9	0	3	0	0	0	0	6
Statutory Rape	219	195	24	63	1	0	1	1	153
Aggravated Assault	14,951	11,074	3,877	6,561	52	33	9	41	8,255
Simple Assault	29,112	20,004	9,108	11,875	93	53	16	42	17,033
Intimidation	3,150	2,347	803	1,181	10	2	3	7	1,947
Stalking	329	279	50	81	1	0	0	1	246
Commercial Sex Acts	1	1	0	0	0	0	0	0	1
Involuntary Servitude	0	0	0	0	0	0	0	0	0
Crimes Against Property									
Arson	190	153	37	61	0	0	0	1	128
Bribery	11	8	3	3	0	0	0	0	8
Burglary	6,572	5,567	1,005	2,225	18	7	2	18	4,302
Counterfeiting/Forgery	1,844	1,204	640	679	8	1	1	10	1,145
Destruction/Damage/Vandalism	4,397	3,419	978	1,742	21	4	3	24	2,603
Embezzlement	666	320	346	191	4	0	0	2	469
Extortion/Blackmail	24	16	8	10	0	0	0	0	14
Fraud - False Pretenses	1,638	979	659	428	8	3	2	2	1,195
Fraud - Credit Card/ATM	677	399	278	116	1	0	1	0	559
Fraud - Impersonation	1,764	1,201	563	794	4	5	1	15	945
Fraud - Welfare	96	25	71	9	0	1	0	2	84
Fraud - Wire	20	9	11	3	0	0	0	0	17
Motor Vehicle Theft	1,935	1,501	434	567	5	1	0	5	1,357
Robbery	2,164	1,930	234	1,483	6	1	1	2	671
Stolen Property Offenses	703	552	151	326	3	1	0	3	370
Theft - Pocket-picking	55	35	20	24	0	0	0	0	31
Theft - Purse-snatching	40	19	21	16	0	0	0	0	24
Theft - Shoplifting	25,275	11,422	13,853	8,183	123	41	21	78	16,829
Theft From Building	3,540	2,248	1,292	738	14	2	4	17	2,765
Theft From Coin Machine	59	49	10	11	1	0	0	1	46
Theft From Motor Vehicle	1,999	1,638	361	540	2	1	1	2	1,453
Theft of Motor Vehicle Parts	317	267	50	76	0	2	0	0	239
Theft - All Other Larceny	5,375	3,989	1,386	1,626	8	5	11	13	3,712
Crimes Against Society									
Drug/Narcotic Violations	46,629	35,172	11,457	18,028	174	53	19	214	28,141
Drug/Narcotics Equipment Violations	9,582	6,612	2,970	2,399	32	14	5	43	7,089
Gambling - Betting/Wagering	215	202	13	176	0	0	0	3	36
Gambling - Operating/Promoting	56	43	13	41	0	0	0	1	14
Gambling Equipment Violations	75	61	14	66	0	0	0	0	9
Gambling - Sports Tampering	0	0	0	0	0	0	0	0	0
Pornography/Obscene Material	139	109	30	38	0	0	0	0	101
Prostitution	1,326	447	879	593	6	5	0	23	699
Prostitution - Assisting/Promoting	70	49	21	24	2	0	0	0	44
Purchasing Prostitution	109	108	1	11	7	0	0	1	90
Weapon Law Violations	3,352	3,057	295	1,751	4	5	1	14	1,577
Total Group A Offenses	170,398	118,315	52,083	63,517	622	245	104	602	105,308

Note: Black/Afric. Amer. = Black or African American, Amer. Indian/AK Nat. = American Indian/Alaskan Native, Nat. HI/Other Pac. Is. = Native Hawaiian/Other Pacific Islander.



Arrestee Age

	Total	Under 18	18 - 24	25 - 34	35 - 44	45 - 54	55 - 64	Over 64	Unknown
Crimes Against Persons									
Murder	330	12	133	94	46	28	10	7	0
Negligent Manslaughter	18	3	4	4	2	2	3	0	0
Kidnapping/Abduction	527	13	161	166	106	59	19	3	0
Forcible Rape	353	79	92	72	55	36	14	5	0
Forcible Sodomy	57	23	13	11	4	4	1	1	0
Sexual Assault w/Object	36	13	3	6	9	2	3	0	0
Forcible Fondling	392	107	57	79	64	57	20	8	0
Incest	9	2	0	2	2	3	0	0	0
Statutory Rape	219	1	131	59	18	7	2	1	0
Aggravated Assault	14,951	1,213	3,534	4,364	2,794	2,016	777	251	2
Simple Assault	29,112	4,680	6,422	7,848	5,244	3,436	1,165	316	1
Intimidation	3,150	438	635	848	609	417	168	35	0
Stalking	329	7	55	107	68	52	27	13	0
Commercial Sex Acts	1	0	0	1	0	0	0	0	0
Involuntary Servitude	0	0	0	0	0	0	0	0	0
Crimes Against Property									
Arson	190	39	54	39	21	21	11	5	0
Bribery	11	1	3	5	0	1	0	1	0
Burglary	6,572	1,043	2,213	1,842	906	451	103	14	0
Counterfeiting/Forgery	1,844	53	524	659	353	198	54	3	0
Destruction/Damage/Vandalism	4,397	1,255	1,254	915	520	323	98	31	1
Embezzlement	666	9	269	196	119	56	15	2	0
Extortion/Blackmail	24	2	9	6	7	0	0	0	0
Fraud - False Pretenses	1,638	38	383	534	369	231	74	9	0
Fraud - Credit Card/ATM	677	17	215	292	99	47	6	0	1
Fraud - Impersonation	1,764	77	525	621	337	164	32	8	0
Fraud - Welfare	96	0	17	31	26	15	7	0	0
Fraud - Wire	20	2	3	9	4	2	0	0	0
Motor Vehicle Theft	1,935	271	486	594	387	160	36	1	0
Robbery	2,164	433	949	457	202	101	21	1	0
Stolen Property Offenses	703	60	222	222	121	61	13	4	0
Theft - Pocket-picking	55	5	23	14	3	8	2	0	0
Theft - Purse-snatching	40	6	12	13	4	2	3	0	0
Theft - Shoplifting	25,275	3,109	7,418	7,057	4,096	2,525	891	177	2
Theft From Building	3,540	423	1,029	1,153	548	297	79	11	0
Theft From Coin Machine	59	5	11	23	13	5	0	2	0
Theft From Motor Vehicle	1,999	331	817	433	258	121	34	5	0
Theft of Motor Vehicle Parts	317	19	104	101	58	27	8	0	0
Theft - All Other Larceny	5,375	622	1,382	1,539	1,022	614	160	35	1
Crimes Against Society									
Drug/Narcotic Violations	46,629	2,800	16,370	14,131	7,263	4,410	1,437	216	2
Drug/Narcotics Equipment Violations	9,582	556	2,846	2,751	1,758	1,244	389	38	0
Gambling - Betting/Wagering	215	41	69	45	16	23	13	8	0
Gambling - Operating/Promoting	56	0	8	11	8	10	12	7	0
Gambling Equipment Violations	75	11	8	10	8	12	13	13	0
Gambling - Sports Tampering	0	0	0	0	0	0	0	0	0
Pornography/Obscene Material	139	54	30	17	10	9	6	13	0
Prostitution	1,326	3	250	460	337	204	62	10	0
Prostitution - Assisting/Promoting	70	1	11	25	13	7	10	3	0
Purchasing Prostitution	109	0	12	35	29	21	9	3	0
Weapon Law Violations	3,352	501	1,088	836	430	302	149	46	0
Total Group A Offenses	170,398	18,378	49,854	48,737	28,366	17,791	5,956	1,306	10



Arrestee Race - Male

	Total	Black/Afric. Amer.	Asian	Amer. Indian/AK Nat.	Nat. HI/Other Pac. Is.	Unknown	White
Crimes Against Persons							
Murder	293	202	1	0	0	0	90
Negligent Manslaughter	15	6	0	0	0	0	9
Kidnapping/Abduction	482	236	2	2	0	0	242
Forcible Rape	340	145	2	0	2	0	191
Forcible Sodomy	53	15	0	0	0	0	38
Sexual Assault w/Object	34	12	0	0	0	0	22
Forcible Fondling	379	112	9	3	0	16	239
Incest	9	3	0	0	0	0	6
Statutory Rape	195	60	0	0	0	1	134
Aggravated Assault	11,074	4,604	41	25	6	35	6,363
Simple Assault	20,004	8,132	60	32	9	30	11,741
Intimidation	2,347	858	8	1	2	6	1,472
Stalking	279	57	1	0	0	1	220
Commercial Sex Acts	1	0	0	0	0	0	1
Involuntary Servitude	0	0	0	0	0	0	0
Crimes Against Property							
Arson	153	43	0	0	0	1	109
Bribery	8	3	0	0	0	0	5
Burglary	5,567	2,053	15	7	1	13	3,478
Counterfeiting/Forgery	1,204	507	6	0	1	9	681
Destruction/Damage/Vandalism	3,419	1,254	16	4	1	17	2,127
Embezzlement	320	87	2	0	0	1	230
Extortion/Blackmail	16	8	0	0	0	0	8
Fraud - False Pretenses	979	273	5	2	2	1	696
Fraud - Credit Card/ATM	399	56	1	0	1	0	341
Fraud - Impersonation	1,201	589	2	3	1	12	594
Fraud - Welfare	25	2	0	0	0	1	22
Fraud - Wire	9	1	0	0	0	0	8
Motor Vehicle Theft	1,501	464	4	0	0	4	1,029
Robbery	1,930	1,377	6	0	1	2	544
Stolen Property Offenses	552	279	2	0	0	2	269
Theft - Pocket-picking	35	16	0	0	0	0	19
Theft - Purse-snatching	19	10	0	0	0	0	9
Theft - Shoplifting	11,422	3,943	48	15	2	37	7,377
Theft From Building	2,248	534	10	1	1	13	1,689
Theft From Coin Machine	49	11	1	0	0	1	36
Theft From Motor Vehicle	1,638	494	2	1	1	2	1,138
Theft of Motor Vehicle Parts	267	65	0	2	0	0	200
Theft - All Other Larceny	3,989	1,247	6	4	6	11	2,715
Crimes Against Society							
Drug/Narcotic Violations	35,172	15,224	154	40	12	172	19,570
Drug/Narcotics Equipment Violations	6,612	1,873	26	8	5	35	4,665
Gambling - Betting/Wagering	202	167	0	0	0	3	32
Gambling - Operating/Promoting	43	33	0	0	0	1	9
Gambling Equipment Violations	61	56	0	0	0	0	5
Gambling - Sports Tampering	0	0	0	0	0	0	0
Pornography/Obscene Material	109	25	0	0	0	0	84
Prostitution	447	205	4	3	0	21	214
Prostitution - Assisting/Promoting	49	18	0	0	0	0	31
Purchasing Prostitution	108	10	7	0	0	1	90
Weapon Law Violations	3,057	1,610	3	4	1	12	1,427
Total Group A Offenses	118,315	46,979	444	157	55	461	70,219

Note: Black/Afric. Amer. = Black or African American, Amer. Indian/AK Nat. = American Indian/Alaskan Native, Nat. HI/Other Pac. Is. = Native Hawaiian/Other Pacific Islander.



Arrestee Age - Male

	Total	Under 18	18 - 24	25 - 34	35 - 44	45 - 54	55 - 64	Over 64	Unknown
Crimes Against Persons									
Murder	293	11	124	79	42	21	10	6	0
Negligent Manslaughter	15	3	3	3	2	1	3	0	0
Kidnapping/Abduction	482	11	147	152	99	51	19	3	0
Forcible Rape	340	75	89	68	53	36	14	5	0
Forcible Sodomy	53	21	12	11	3	4	1	1	0
Sexual Assault w/Object	34	12	3	5	9	2	3	0	0
Forcible Fondling	379	97	57	77	64	56	20	8	0
Incest	9	2	0	2	2	3	0	0	0
Statutory Rape	195	1	123	52	10	7	2	0	0
Aggravated Assault	11,074	810	2,537	3,193	2,127	1,554	640	211	2
Simple Assault	20,004	2,726	4,210	5,638	3,766	2,536	883	244	1
Intimidation	2,347	281	456	655	476	316	135	28	0
Stalking	279	6	44	89	60	46	23	11	0
Commercial Sex Acts	1	0	0	1	0	0	0	0	0
Involuntary Servitude	0	0	0	0	0	0	0	0	0
Crimes Against Property									
Arson	153	35	44	29	17	15	10	3	0
Bribery	8	1	2	3	0	1	0	1	0
Burglary	5,567	972	1,909	1,476	745	371	85	9	0
Counterfeiting/Forgery	1,204	46	349	403	212	144	47	3	0
Destruction/Damage/Vandalism	3,419	1,072	946	666	378	255	75	26	1
Embezzlement	320	5	142	85	55	22	9	2	0
Extortion/Blackmail	16	2	6	4	4	0	0	0	0
Fraud - False Pretenses	979	26	229	307	212	150	50	5	0
Fraud - Credit Card/ATM	399	12	128	175	49	31	4	0	0
Fraud - Impersonation	1,201	47	377	410	214	122	24	7	0
Fraud - Welfare	25	0	3	6	8	4	4	0	0
Fraud - Wire	9	1	1	6	1	0	0	0	0
Motor Vehicle Theft	1,501	234	397	424	298	117	30	1	0
Robbery	1,930	416	858	391	161	87	16	1	0
Stolen Property Offenses	552	53	173	164	93	53	12	4	0
Theft - Pocket-picking	35	4	15	7	2	5	2	0	0
Theft - Purse-snatching	19	4	6	6	1	1	1	0	0
Theft - Shoplifting	11,422	1,541	3,163	3,025	1,815	1,329	462	86	1
Theft From Building	2,248	339	661	702	315	178	47	6	0
Theft From Coin Machine	49	5	10	16	11	5	0	2	0
Theft From Motor Vehicle	1,638	260	721	342	178	102	30	5	0
Theft of Motor Vehicle Parts	267	17	91	84	48	20	7	0	0
Theft - All Other Larceny	3,989	520	995	1,062	784	474	129	25	0
Crimes Against Society									
Drug/Narcotic Violations	35,172	2,309	12,861	10,267	5,185	3,214	1,172	162	2
Drug/Narcotics Equipment Violations	6,612	448	2,067	1,751	1,096	905	310	35	0
Gambling - Betting/Wagering	202	40	66	44	14	19	11	8	0
Gambling - Operating/Promoting	43	0	7	10	6	7	8	5	0
Gambling Equipment Violations	61	11	8	9	6	8	10	9	0
Gambling - Sports Tampering	0	0	0	0	0	0	0	0	0
Pornography/Obscene Material	109	30	27	16	8	9	6	13	0
Prostitution	447	1	66	133	116	82	39	10	0
Prostitution - Assisting/Promoting	49	1	6	17	8	6	8	3	0
Purchasing Prostitution	108	0	11	35	29	21	9	3	0
Weapon Law Violations	3,057	438	1,020	765	374	275	142	43	0
Total Group A Offenses	118,315	12,946	35,170	32,865	19,156	12,665	4,512	994	7



Arrestee Race - Female

	Total	Black/Afric. Amer.	Asian	Amer. Indian/AK Nat.	Nat. HI./Other Pac. Is.	Unknown	White
Crimes Against Persons							
Murder	37	13	0	0	0	0	24
Negligent Manslaughter	3	1	0	0	0	0	2
Kidnapping/Abduction	45	22	0	0	0	0	23
Forcible Rape	13	4	0	0	0	0	9
Forcible Sodomy	4	2	0	0	0	0	2
Sexual Assault w/Object	2	0	0	0	0	0	2
Forcible Fondling	13	5	0	0	0	0	8
Incest	0	0	0	0	0	0	0
Statutory Rape	24	3	1	0	1	0	19
Aggravated Assault	3,877	1,957	11	8	3	6	1,892
Simple Assault	9,108	3,743	33	21	7	12	5,292
Intimidation	803	323	2	1	1	1	475
Stalking	50	24	0	0	0	0	26
Commercial Sex Acts	0	0	0	0	0	0	0
Involuntary Servitude	0	0	0	0	0	0	0
Crimes Against Property							
Arson	37	18	0	0	0	0	19
Bribery	3	0	0	0	0	0	3
Burglary	1,005	172	3	0	1	5	824
Counterfeiting/Forgery	640	172	2	1	0	1	464
Destruction/Damage/Vandalism	978	488	5	0	2	7	476
Embezzlement	346	104	2	0	0	1	239
Extortion/Blackmail	8	2	0	0	0	0	6
Fraud - False Pretenses	659	155	3	1	0	1	499
Fraud - Credit Card/ATM	278	60	0	0	0	0	218
Fraud - Impersonation	563	205	2	2	0	3	351
Fraud - Welfare	71	7	0	1	0	1	62
Fraud - Wire	11	2	0	0	0	0	9
Motor Vehicle Theft	434	103	1	1	0	1	328
Robbery	234	106	0	1	0	0	127
Stolen Property Offenses	151	47	1	1	0	1	101
Theft - Pocket-picking	20	8	0	0	0	0	12
Theft - Purse-snatching	21	6	0	0	0	0	15
Theft - Shoplifting	13,853	4,240	75	26	19	41	9,452
Theft From Building	1,292	204	4	1	3	4	1,076
Theft From Coin Machine	10	0	0	0	0	0	10
Theft From Motor Vehicle	361	46	0	0	0	0	315
Theft of Motor Vehicle Parts	50	11	0	0	0	0	39
Theft - All Other Larceny	1,386	379	2	1	5	2	997
Crimes Against Society							
Drug/Narcotic Violations	11,457	2,804	20	13	7	42	8,571
Drug/Narcotics Equipment Violations	2,970	526	6	6	0	8	2,424
Gambling - Betting/Wagering	13	9	0	0	0	0	4
Gambling - Operating/Promoting	13	8	0	0	0	0	5
Gambling Equipment Violations	14	10	0	0	0	0	4
Gambling - Sports Tampering	0	0	0	0	0	0	0
Pornography/Obscene Material	30	13	0	0	0	0	17
Prostitution	879	388	2	2	0	2	485
Prostitution - Assisting/Promoting	21	6	2	0	0	0	13
Purchasing Prostitution	1	1	0	0	0	0	0
Weapon Law Violations	295	141	1	1	0	2	150
Total Group A Offenses	52,083	16,538	178	88	49	141	35,089

Note: Black/Afric. Amer. = Black or African American, Amer. Indian/AK Nat. = American Indian/Alaskan Native, Nat. HI./Other Pac. Is. = Native Hawaiian/Other Pacific Islander.

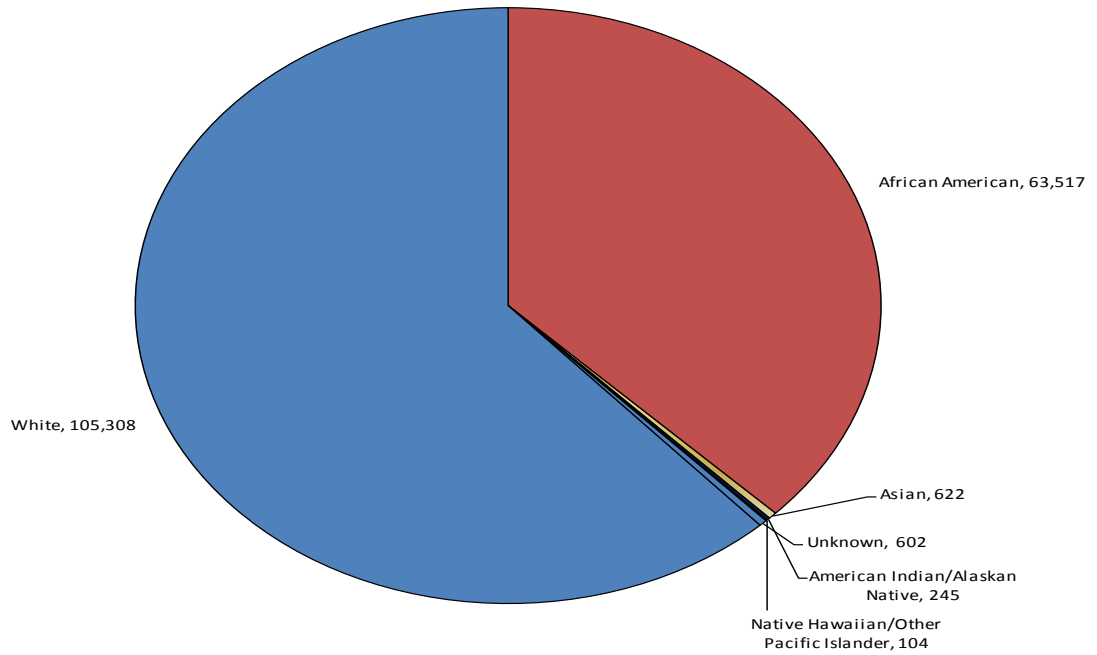


Arrestee Age - Female

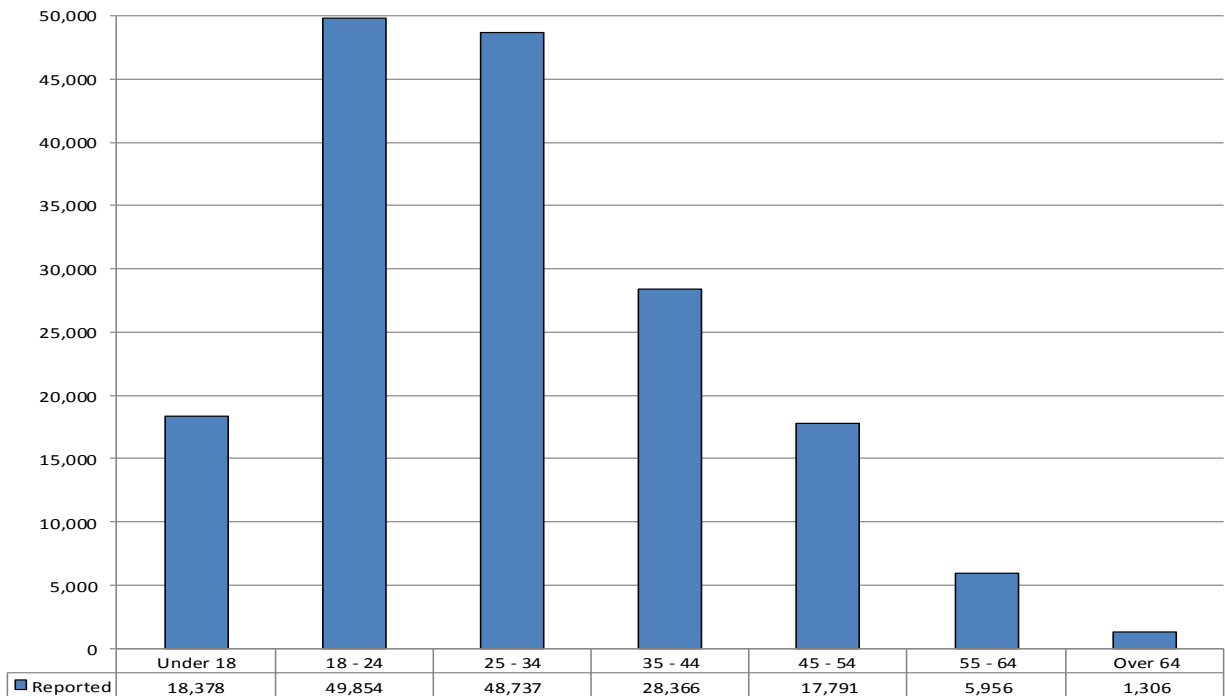
	Total	Under 18	18 - 24	25 - 34	35 - 44	45 - 54	55 - 64	Over 64	Unknown
Crimes Against Persons									
Murder	37	1	9	15	4	7	0	1	0
Negligent Manslaughter	3	0	1	1	0	1	0	0	0
Kidnapping/Abduction	45	2	14	14	7	8	0	0	0
Forcible Rape	13	4	3	4	2	0	0	0	0
Forcible Sodomy	4	2	1	0	1	0	0	0	0
Sexual Assault w/Object	2	1	0	1	0	0	0	0	0
Forcible Fondling	13	10	0	2	0	1	0	0	0
Incest	0	0	0	0	0	0	0	0	0
Statutory Rape	24	0	8	7	8	0	0	1	0
Aggravated Assault	3,877	403	997	1,171	667	462	137	40	0
Simple Assault	9,108	1,954	2,212	2,210	1,478	900	282	72	0
Intimidation	803	157	179	193	133	101	33	7	0
Stalking	50	1	11	18	8	6	4	2	0
Commercial Sex Acts	0	0	0	0	0	0	0	0	0
Involuntary Servitude	0	0	0	0	0	0	0	0	0
Crimes Against Property									
Arson	37	4	10	10	4	6	1	2	0
Bribery	3	0	1	2	0	0	0	0	0
Burglary	1,005	71	304	366	161	80	18	5	0
Counterfeiting/Forgery	640	7	175	256	141	54	7	0	0
Destruction/Damage/Vandalism	978	183	308	249	142	68	23	5	0
Embezzlement	346	4	127	111	64	34	6	0	0
Extortion/Blackmail	8	0	3	2	3	0	0	0	0
Fraud - False Pretenses	659	12	154	227	157	81	24	4	0
Fraud - Credit Card/ATM	278	5	87	117	50	16	2	0	1
Fraud - Impersonation	563	30	148	211	123	42	8	1	0
Fraud - Welfare	71	0	14	25	18	11	3	0	0
Fraud - Wire	11	1	2	3	3	2	0	0	0
Motor Vehicle Theft	434	37	89	170	89	43	6	0	0
Robbery	234	17	91	66	41	14	5	0	0
Stolen Property Offenses	151	7	49	58	28	8	1	0	0
Theft - Pocket-picking	20	1	8	7	1	3	0	0	0
Theft - Purse-snatching	21	2	6	7	3	1	2	0	0
Theft - Shoplifting	13,853	1,568	4,255	4,032	2,281	1,196	429	91	1
Theft From Building	1,292	84	368	451	233	119	32	5	0
Theft From Coin Machine	10	0	1	7	2	0	0	0	0
Theft From Motor Vehicle	361	71	96	91	80	19	4	0	0
Theft of Motor Vehicle Parts	50	2	13	17	10	7	1	0	0
Theft - All Other Larceny	1,386	102	387	477	238	140	31	10	1
Crimes Against Society									
Drug/Narcotic Violations	11,457	491	3,509	3,864	2,078	1,196	265	54	0
Drug/Narcotics Equipment Violations	2,970	108	779	1,000	662	339	79	3	0
Gambling - Betting/Wagering	13	1	3	1	2	4	2	0	0
Gambling - Operating/Promoting	13	0	1	1	2	3	4	2	0
Gambling Equipment Violations	14	0	0	1	2	4	3	4	0
Gambling - Sports Tampering	0	0	0	0	0	0	0	0	0
Pornography/Obscene Material	30	24	3	1	2	0	0	0	0
Prostitution	879	2	184	327	221	122	23	0	0
Prostitution - Assisting/Promoting	21	0	5	8	5	1	2	0	0
Purchasing Prostitution	1	0	1	0	0	0	0	0	0
Weapon Law Violations	295	63	68	71	56	27	7	3	0
Total Group A Offenses	52,083	5,432	14,684	15,872	9,210	5,126	1,444	312	3



Group A Arrestees by Race



Group A Arrestees by Age Group



Arrestee Sex and Race Juvenile

	Total	Sex		Race						
		Male	Female	Black/Afric. Amer.	Asian	Amer. Indian/AK Nat.	Nat. HI/Other Pac. Is.	Unknown	White	
Crimes Against Persons										
Murder	12	11	1	12	0	0	0	0	0	0
Negligent Manslaughter	3	3	0	2	0	0	0	0	0	1
Kidnapping/Abduction	13	11	2	10	0	0	0	0	0	3
Forcible Rape	79	75	4	46	0	0	0	0	0	33
Forcible Sodomy	23	21	2	10	0	0	0	0	0	13
Sexual Assault w/Object	13	12	1	3	0	0	0	0	0	10
Forcible Fondling	107	97	10	49	1	0	0	0	0	57
Incest	2	2	0	1	0	0	0	0	0	1
Statutory Rape	1	1	0	1	0	0	0	0	0	0
Aggravated Assault	1,213	810	403	731	3	2	0	3	0	474
Simple Assault	4,680	2,726	1,954	2,986	13	10	2	6	0	1,663
Intimidation	438	281	157	242	2	0	1	2	0	191
Stalking	7	6	1	1	0	0	0	0	0	6
Commercial Sex Acts	0	0	0	0	0	0	0	0	0	0
Involuntary Servitude	0	0	0	0	0	0	0	0	0	0
Crimes Against Property										
Arson	39	35	4	10	0	0	0	1	0	28
Bribery	1	1	0	1	0	0	0	0	0	0
Burglary	1,043	972	71	645	4	1	0	4	0	389
Counterfeiting/Forgery	53	46	7	27	0	0	0	0	0	26
Destruction/Damage/Vandalism	1,255	1,072	183	602	2	1	1	10	0	639
Embezzlement	9	5	4	2	0	0	0	0	0	7
Extortion/Blackmail	2	2	0	0	0	0	0	0	0	2
Fraud - False Pretenses	38	26	12	18	0	0	0	0	0	20
Fraud - Credit Card/ATM	17	12	5	7	0	0	1	0	0	9
Fraud - Impersonation	77	47	30	38	0	1	0	0	0	38
Fraud - Welfare	0	0	0	0	0	0	0	0	0	0
Fraud - Wire	2	1	1	1	0	0	0	0	0	1
Motor Vehicle Theft	271	234	37	118	2	0	0	3	0	148
Robbery	433	416	17	381	1	1	0	0	0	50
Stolen Property Offenses	60	53	7	38	0	0	0	2	0	20
Theft - Pocket-picking	5	4	1	5	0	0	0	0	0	0
Theft - Purse-snatching	6	4	2	5	0	0	0	0	0	1
Theft - Shoplifting	3,109	1,541	1,568	1,549	18	5	2	22	0	1,513
Theft From Building	423	339	84	202	5	0	0	2	0	214
Theft From Coin Machine	5	5	0	0	0	0	0	0	0	5
Theft From Motor Vehicle	331	260	71	109	0	0	0	1	0	221
Theft of Motor Vehicle Parts	19	17	2	5	0	0	0	0	0	14
Theft - All Other Larceny	622	520	102	338	1	1	4	1	0	277
Crimes Against Society										
Drug/Narcotic Violations	2,800	2,309	491	1,087	15	5	0	22	0	1,671
Drug/Narcotics Equipment Violation	556	448	108	116	4	1	0	4	0	431
Gambling - Betting/Wagering	41	40	1	37	0	0	0	3	0	1
Gambling - Operating/Promoting	0	0	0	0	0	0	0	0	0	0
Gambling Equipment Violations	11	11	0	11	0	0	0	0	0	0
Gambling - Sports Tampering	0	0	0	0	0	0	0	0	0	0
Pornography/Obscene Material	54	30	24	26	0	0	0	0	0	28
Prostitution	3	1	2	3	0	0	0	0	0	0
Prostitution - Assisting/Promoting	1	1	0	0	0	0	0	0	0	1
Purchasing Prostitution	0	0	0	0	0	0	0	0	0	0
Weapon Law Violations	501	438	63	342	1	1	0	1	0	156
Total Group A Offenses	18,378	12,946	5,432	9,817	72	29	11	87	0	8,362

Note: Black/Afric. Amer. = Black or African American, Amer. Indian/AK Nat. = American Indian/Alaskan Native, Nat. HI/Other Pac. Is. = Native Hawaiian/Other Pacific Islander.



Arrestee Sex and Race - Juvenile Arrestee Disposition - Handled Within Department

	Total	Sex		Race						
		Male	Female	Black/Afric. Amer.	Asian	Amer. Indian/AK Nat.	Nat. HI/Other Pac. Is.	Unknown	White	
Crimes Against Persons										
Murder	1	1	0	1	0	0	0	0	0	0
Negligent Manslaughter	0	0	0	0	0	0	0	0	0	0
Kidnapping/Abduction	0	0	0	0	0	0	0	0	0	0
Forcible Rape	11	11	0	4	0	0	0	0	0	7
Forcible Sodomy	3	2	1	0	0	0	0	0	0	3
Sexual Assault w/Object	2	1	1	0	0	0	0	0	0	2
Forcible Fondling	16	15	1	9	1	0	0	0	0	6
Incest	0	0	0	0	0	0	0	0	0	0
Statutory Rape	0	0	0	0	0	0	0	0	0	0
Aggravated Assault	139	90	49	82	0	0	0	1	0	56
Simple Assault	940	514	426	697	4	1	1	0	0	237
Intimidation	59	40	19	36	0	0	0	0	0	23
Stalking	2	2	0	0	0	0	0	0	0	2
Commercial Sex Acts	0	0	0	0	0	0	0	0	0	0
Involuntary Servitude	0	0	0	0	0	0	0	0	0	0
Crimes Against Property										
Arson	11	11	0	2	0	0	0	0	1	8
Bribery	0	0	0	0	0	0	0	0	0	0
Burglary	115	108	7	38	0	0	0	2	0	75
Counterfeiting/Forgery	6	5	1	1	0	0	0	0	0	5
Destruction/Damage/Vandalism	272	223	49	128	0	1	0	2	0	141
Embezzlement	2	2	0	0	0	0	0	0	0	2
Extortion/Blackmail	0	0	0	0	0	0	0	0	0	0
Fraud - False Pretenses	3	2	1	3	0	0	0	0	0	0
Fraud - Credit Card/ATM	6	4	2	2	0	0	1	0	0	3
Fraud - Impersonation	10	6	4	4	0	0	0	0	0	6
Fraud - Welfare	0	0	0	0	0	0	0	0	0	0
Fraud - Wire	1	1	0	0	0	0	0	0	0	1
Motor Vehicle Theft	29	23	6	14	0	0	0	0	0	15
Robbery	20	19	1	10	0	0	0	0	0	10
Stolen Property Offenses	15	14	1	13	0	0	0	1	0	1
Theft - Pocket-picking	2	1	1	2	0	0	0	0	0	0
Theft - Purse-snatching	1	0	1	1	0	0	0	0	0	0
Theft - Shoplifting	913	441	472	486	6	2	0	13	0	406
Theft From Building	82	63	19	44	0	0	0	2	0	36
Theft From Coin Machine	1	1	0	0	0	0	0	0	0	1
Theft From Motor Vehicle	79	22	57	10	0	0	0	0	0	69
Theft of Motor Vehicle Parts	1	1	0	0	0	0	0	0	0	1
Theft - All Other Larceny	134	107	27	65	0	0	2	1	0	66
Crimes Against Society										
Drug/Narcotic Violations	772	626	146	342	6	0	0	9	0	415
Drug/Narcotics Equipment Violations	208	169	39	53	4	0	0	1	0	150
Gambling - Betting/Wagering	22	22	0	18	0	0	0	3	0	1
Gambling - Operating/Promoting	0	0	0	0	0	0	0	0	0	0
Gambling Equipment Violations	8	8	0	8	0	0	0	0	0	0
Gambling - Sports Tampering	0	0	0	0	0	0	0	0	0	0
Pornography/Obscene Material	30	17	13	20	0	0	0	0	0	10
Prostitution	0	0	0	0	0	0	0	0	0	0
Prostitution - Assisting/Promoting	0	0	0	0	0	0	0	0	0	0
Purchasing Prostitution	0	0	0	0	0	0	0	0	0	0
Weapon Law Violations	68	55	13	44	0	0	0	0	0	24
Total Group A Offenses	3,984	2,627	1,357	2,137	21	4	4	36	0	1,782

Note: Black/Afric. Amer. = Black or African American, Amer. Indian/AK Nat. = American Indian/Alaskan Native, Nat. HI/Other Pac. Is. = Native Hawaiian/Other Pacific Islander.



Arrestee Sex and Race - Juvenile Arrestee

Disposition - Referred to Other Authorities

	Total	Sex		Race						
		Male	Female	Black/Afric. Amer.	Asian	Amer. Indian/AK Nat.	Nat. HI/Other Pac. Is.	Unknown	White	
Crimes Against Persons										
Murder	11	10	1	11	0	0	0	0	0	0
Negligent Manslaughter	3	3	0	2	0	0	0	0	0	1
Kidnapping/Abduction	13	11	2	10	0	0	0	0	0	3
Forcible Rape	68	64	4	42	0	0	0	0	0	26
Forcible Sodomy	20	19	1	10	0	0	0	0	0	10
Sexual Assault w/Object	11	11	0	3	0	0	0	0	0	8
Forcible Fondling	91	82	9	40	0	0	0	0	0	51
Incest	2	2	0	1	0	0	0	0	0	1
Statutory Rape	1	1	0	1	0	0	0	0	0	0
Aggravated Assault	1,074	720	354	649	3	2	0	2	2	418
Simple Assault	3,740	2,212	1,528	2,289	9	9	1	6	1,426	
Intimidation	379	241	138	206	2	0	1	2	168	
Stalking	5	4	1	1	0	0	0	0	4	
Commercial Sex Acts	0	0	0	0	0	0	0	0	0	
Involuntary Servitude	0	0	0	0	0	0	0	0	0	
Crimes Against Property										
Arson	28	24	4	8	0	0	0	0	20	
Bribery	1	1	0	1	0	0	0	0	0	
Burglary	928	864	64	607	4	1	0	2	314	
Counterfeiting/Forgery	47	41	6	26	0	0	0	0	21	
Destruction/Damage/Vandalism	983	849	134	474	2	0	1	8	498	
Embezzlement	7	3	4	2	0	0	0	0	5	
Extortion/Blackmail	2	2	0	0	0	0	0	0	2	
Fraud - False Pretenses	35	24	11	15	0	0	0	0	20	
Fraud - Credit Card/ATM	11	8	3	5	0	0	0	0	6	
Fraud - Impersonation	67	41	26	34	0	1	0	0	32	
Fraud - Welfare	0	0	0	0	0	0	0	0	0	
Fraud - Wire	1	0	1	1	0	0	0	0	0	
Motor Vehicle Theft	242	211	31	104	2	0	0	3	133	
Robbery	413	397	16	371	1	1	0	0	40	
Stolen Property Offenses	45	39	6	25	0	0	0	1	19	
Theft - Pocket-picking	3	3	0	3	0	0	0	0	0	
Theft - Purse-snatching	5	4	1	4	0	0	0	0	1	
Theft - Shoplifting	2,196	1,100	1,096	1,063	12	3	2	9	1,107	
Theft From Building	341	276	65	158	5	0	0	0	178	
Theft From Coin Machine	4	4	0	0	0	0	0	0	4	
Theft From Motor Vehicle	252	238	14	99	0	0	0	1	152	
Theft of Motor Vehicle Parts	18	16	2	5	0	0	0	0	13	
Theft - All Other Larceny	488	413	75	273	1	1	2	0	211	
Crimes Against Society										
Drug/Narcotic Violations	2,028	1,683	345	745	9	5	0	13	1,256	
Drug/Narcotics Equipment Violations	348	279	69	63	0	1	0	3	281	
Gambling - Betting/Wagering	19	18	1	19	0	0	0	0	0	
Gambling - Operating/Promoting	0	0	0	0	0	0	0	0	0	
Gambling Equipment Violations	3	3	0	3	0	0	0	0	0	
Gambling - Sports Tampering	0	0	0	0	0	0	0	0	0	
Pornography/Obscene Material	24	13	11	6	0	0	0	0	18	
Prostitution	3	1	2	3	0	0	0	0	0	
Prostitution - Assisting/Promoting	1	1	0	0	0	0	0	0	1	
Purchasing Prostitution	0	0	0	0	0	0	0	0	0	
Weapon Law Violations	433	383	50	298	1	1	0	1	132	
Total Group A Offenses	14,394	10,319	4,075	7,680	51	25	7	51	6,580	

Note: Black/Afric. Amer. = Black or African American, Amer. Indian/AK Nat. = American Indian/Alaskan Native, Nat. HI/Other Pac. Is. = Native Hawaiian/Other Pacific Islander.



Type of Group A Arrest

	Total	On Site	Taken into Custody	Summoned/Cited
Crimes Against Persons				
Murder	330	164	166	0
Negligent Manslaughter	18	4	13	1
Kidnapping/Abduction	527	355	165	7
Forcible Rape	353	109	220	24
Forcible Sodomy	57	16	30	11
Sexual Assault w/Object	36	19	12	5
Forcible Fondling	392	140	199	53
Incest	9	3	6	0
Statutory Rape	219	60	157	2
Aggravated Assault	14,951	10,332	4,204	415
Simple Assault	29,112	15,682	10,329	3,101
Intimidation	3,150	2,034	711	405
Stalking	329	139	164	26
Commercial Sex Acts	1	1	0	0
Involuntary Servitude	0	0	0	0
Crimes Against Property				
Arson	190	83	86	21
Bribery	11	8	3	0
Burglary	6,572	2,532	3,653	387
Counterfeiting/Forgery	1,844	773	959	112
Destruction/Damage/Vandalism	4,397	1,975	1,206	1,216
Embezzlement	666	201	305	160
Extortion/Blackmail	24	9	14	1
Fraud - False Pretenses	1,638	568	614	456
Fraud - Credit Card/ATM	677	203	403	71
Fraud - Impersonation	1,764	1,251	376	137
Fraud - Welfare	96	1	95	0
Fraud - Wire	20	5	13	2
Motor Vehicle Theft	1,935	743	1,066	126
Robbery	2,164	983	1,134	47
Stolen Property Offenses	703	386	206	111
Theft - Pocket-picking	55	15	16	24
Theft - Purse-snatching	40	22	13	5
Theft - Shoplifting	25,275	8,787	3,544	12,944
Theft From Building	3,540	826	2,110	604
Theft From Coin Machine	59	13	35	11
Theft From Motor Vehicle	1,999	751	1,058	190
Theft of Motor Vehicle Parts	317	118	159	40
Theft - All Other Larceny	5,375	2,092	2,284	999
Crimes Against Society				
Drug/Narcotic Violations	46,629	21,926	6,658	18,045
Drug/Narcotics Equipment Violations	9,582	4,251	683	4,648
Gambling - Betting/Wagering	215	41	25	149
Gambling - Operating/Promoting	56	20	4	32
Gambling Equipment Violations	75	18	0	57
Gambling - Sports Tampering	0	0	0	0
Pornography/Obscene Material	139	29	67	43
Prostitution	1,326	212	362	752
Prostitution - Assisting/Promoting	70	46	16	8
Purchasing Prostitution	109	100	5	4
Weapon Law Violations	3,352	1,769	791	792
Total Group A Offenses	170,398	79,815	44,339	46,244



Group B Arrestee Sex and Race

	Total	Sex		Race					
		Male	Female	Black/Afric. Amer.	Asian	Amer. Indian/AK Nat.	Nat. HI/Other Pac. Is.	Unknown	White
Bad Checks	2,734	1,247	1,487	430	7	0	0	18	2,279
Curfew/Loitering/Vagrancy	1,944	1,357	587	1,036	16	5	0	20	867
Disorderly Conduct	9,786	6,884	2,902	5,829	36	19	6	43	3,853
Driving Under The Influence	26,417	19,707	6,710	3,443	128	51	12	377	22,406
Drunkenness	17,779	14,342	3,437	2,889	68	70	6	64	14,682
Family Offenses (Nonviolent)	3,154	2,367	787	978	9	1	2	8	2,156
Liquor Law Violations	7,456	5,470	1,986	2,305	78	22	9	203	4,839
Peeping Tom	12	11	1	7	0	0	0	1	4
Trespass of Real Property	8,966	7,417	1,549	5,393	22	13	6	25	3,507
All Other Offenses	124,262	88,314	35,948	38,152	313	121	32	424	85,220
Group B Arrests	202,510	147,116	55,394	60,462	677	302	73	1,183	139,813

Group B Arrestee Age

	Under 18	18 - 24	25 - 34	35 - 44	45 - 54	55 - 64	Over 64	Unknown
Bad Checks	2	247	772	789	536	304	84	0
Curfew/Loitering/Vagrancy	1,918	17	6	3	0	0	0	0
Disorderly Conduct	2,529	2,134	1,944	1,248	1,312	521	98	0
Driving Under The Influence	117	5,102	7,673	5,772	4,938	2,271	544	0
Drunkenness	245	2,945	4,153	3,885	4,589	1,706	256	0
Family Offenses (Nonviolent)	59	365	1,372	960	331	60	7	0
Liquor Law Violations	809	3,503	837	812	910	510	75	0
Peeping Tom	1	4	4	3	0	0	0	0
Trespass of Real Property	960	2,278	1,977	1,340	1,516	744	151	0
All Other Offenses	3,897	30,583	44,954	25,646	14,274	4,186	720	2
Total Group B Arrests	10,537	47,178	63,692	40,458	28,406	10,302	1,935	2

Note: Black/Afric. Amer. = Black or African American, Amer. Indian/AK Nat. = American Indian/Alaskan Native, Nat. HI/Other Pac. Is. = Native Hawaiian/Other Pacific Islander.

Note: Effective with the April 2013 data submissions, the TIBRS program discontinued collecting of data for the Group B arrest offense of Runaway.



Group B Arrestee Sex and Race - Juvenile

	Total	Sex		Race					
		Male	Female	Black/Afric. Amer.	Asian	Amer. Indian/AK Nat.	Nat. HI/Other Pac. Is.	Unknown	White
Bad Checks	2	0	2	1	0	0	0	0	1
Curfew/Loitering/Vagrancy	1,918	1,336	582	1,030	15	5	0	20	848
Disorderly Conduct	2,529	1,622	907	1,723	9	3	3	18	773
Driving Under The Influence	117	92	25	2	0	0	0	4	111
Drunkenness	245	185	60	35	2	0	0	2	206
Family Offenses (Nonviolent)	59	33	26	9	0	0	0	0	50
Liquor Law Violations	809	502	307	73	3	0	0	6	727
Peeping Tom	1	1	0	0	0	0	0	0	1
Trespass of Real Property	960	772	188	733	3	3	2	3	216
All Other Offenses	3,897	2,735	1,162	1,417	12	8	1	43	2,416
Group B Arrests	10,537	7,278	3,259	5,023	44	19	6	96	5,349

Group B Arrestee Juvenile Disposition by Sex

	Total	Male	Female	Handled in Department		Referred to Other Agency	
				Male	Female	Male	Female
				Bad Checks	2	0	2
Curfew/Loitering/Vagrancy	1,918	1,336	582	541	231	795	351
Disorderly Conduct	2,529	1,622	907	524	251	1,098	656
Driving Under The Influence	117	92	25	31	6	61	19
Drunkenness	245	185	60	46	13	139	47
Family Offenses (Nonviolent)	59	33	26	4	4	29	22
Liquor Law Violations	809	502	307	130	88	372	219
Peeping Tom	1	1	0	0	0	1	0
Trespass of Real Property	960	772	188	334	73	438	115
All Other Offenses	3,897	2,735	1,162	661	235	2,074	927
Group B Arrests	10,537	7,278	3,259	2,271	903	5,007	2,356

Note: Black/Afric. Amer. = Black or African American, Amer. Indian/AK Nat. = American Indian/Alaskan Native, Nat. HI/Other Pac. Is. = Native Hawaiian/Other Pacific Islander.

Note: Effective with the April 2013 data submissions, the TIBRS program discontinued collecting of data for the Group B arrest offense of Runaway.



Group B Arrestee Race - Male

	Total	Black/Afric. Amer.	Asian	Amer. Indian/AK Nat.	Nat. HI./Other Pac. Is.	Unknown	White
Bad Checks	1,247	182	4	0	0	11	1,050
Curfew/Loitering/Vagrancy	1,357	779	10	5	0	16	547
Disorderly Conduct	6,884	4,163	23	15	3	29	2,651
Driving Under The Influence	19,707	2,848	107	45	10	337	16,360
Drunkenness	14,342	2,531	46	48	5	57	11,655
Family Offenses (Nonviolent)	2,367	842	6	0	1	4	1,514
Liquor Law Violations	5,470	1,946	54	16	6	162	3,286
Peeping Tom	11	6	0	0	0	1	4
Trespass of Real Property	7,417	4,750	18	11	2	17	2,619
All Other Offenses	88,314	29,193	227	69	16	315	58,494
Group B Arrests	147,116	47,240	495	209	43	949	98,180

Group B Arrestee Age - Male

	Under 18	18 - 24	25 - 34	35 - 44	45 - 54	55 - 64	Over 64	Unknown
Bad Checks	0	124	361	333	249	134	46	0
Curfew/Loitering/Vagrancy	1,336	14	4	3	0	0	0	0
Disorderly Conduct	1,622	1,501	1,320	886	1,024	449	82	0
Driving Under The Influence	92	3,877	5,639	4,192	3,593	1,847	467	0
Drunkenness	185	2,326	3,236	3,035	3,814	1,510	236	0
Family Offenses (Nonviolent)	33	231	997	776	278	50	2	0
Liquor Law Violations	502	2,380	643	639	774	463	69	0
Peeping Tom	1	3	4	3	0	0	0	0
Trespass of Real Property	772	1,938	1,603	1,066	1,258	646	134	0
All Other Offenses	2,735	21,874	30,687	18,136	10,850	3,424	607	1
Total Group B Arrests	7,278	34,268	44,494	29,069	21,840	8,523	1,643	1

Note: Black/Afric. Amer. = Black or African American, Amer. Indian/AK Nat. = American Indian/Alaskan Native, Nat. HI./Other Pac. Is. = Native Hawaiian/Other Pacific Islander.

Note: Effective with the April 2013 data submissions, the TIBRS program discontinued collecting of data for the Group B arrest offense of Runaway.



Group B Arrestee Race - Female

	Total	Black/Afric. Amer.	Asian	Amer. Indian/AK Nat.	Nat. HI/Other Pac. Is.	Unknown	White
Bad Checks	1,487	248	3	0	0	7	1,229
Curfew/Loitering/Vagrancy	587	257	6	0	0	4	320
Disorderly Conduct	2,902	1,666	13	4	3	14	1,202
Driving Under The Influence	6,710	595	21	6	2	40	6,046
Drunkenness	3,437	358	22	22	1	7	3,027
Family Offenses (Nonviolent)	787	136	3	1	1	4	642
Liquor Law Violations	1,986	359	24	6	3	41	1,553
Peeping Tom	1	1	0	0	0	0	0
Trespass of Real Property	1,549	643	4	2	4	8	888
All Other Offenses	35,948	8,959	86	52	16	109	26,726
Group B Arrests	55,394	13,222	182	93	30	234	41,633

Group B Arrestee Age - Female

	Under 18	18 - 24	25 - 34	35 - 44	45 - 54	55 - 64	Over 64	Unknown
Bad Checks	2	123	411	456	287	170	38	0
Curfew/Loitering/Vagrancy	582	3	2	0	0	0	0	0
Disorderly Conduct	907	633	624	362	288	72	16	0
Driving Under The Influence	25	1,225	2,034	1,580	1,345	424	77	0
Drunkenness	60	619	917	850	775	196	20	0
Family Offenses (Nonviolent)	26	134	375	184	53	10	5	0
Liquor Law Violations	307	1,123	194	173	136	47	6	0
Peeping Tom	0	1	0	0	0	0	0	0
Trespass of Real Property	188	340	374	274	258	98	17	0
All Other Offenses	1,162	8,709	14,267	7,510	3,424	762	113	1
Total Group B Arrests	3,259	12,910	19,198	11,389	6,566	1,779	292	1

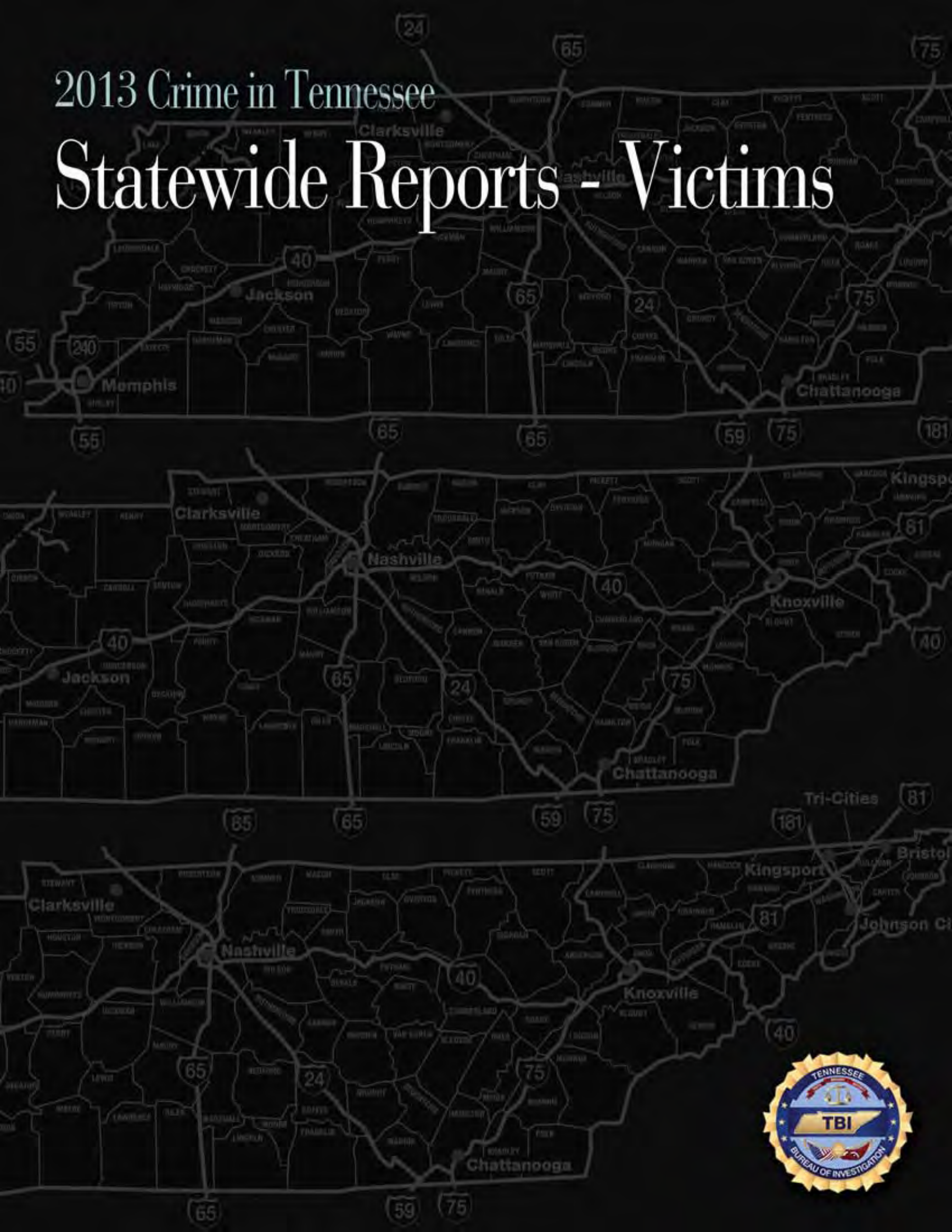
Note: Black/Afric. Amer. = Black or African American, Amer. Indian/AK Nat. = American Indian/Alaskan Native, Nat. HI/Other Pac. Is. = Native Hawaiian/Other Pacific Islander.

Note: Effective with the April 2013 data submissions, the TIBRS program discontinued collecting of data for the Group B arrest offense of Runaway.



2013 Crime in Tennessee

Statewide Reports - Victims



Victim Sex and Race

	Total	Sex			Race						
		Male	Female	Unknown	Black/Afric. Amer.	Asian	Amer. Indian/AK Nat.	Nat. HI/Other Pac. Is.	Unknown	White	
Crimes Against Persons											
Murder	333	255	78	0	192	3	0	0	2	136	
Negligent Manslaughter	20	13	6	1	4	0	0	0	1	15	
Kidnapping/Abduction	1,157	383	772	2	518	6	3	0	16	614	
Forcible Rape	1,787	31	1,756	0	543	7	2	0	16	1,219	
Forcible Sodomy	416	208	207	1	161	1	1	1	5	247	
Sexual Assault w/Object	228	23	203	2	57	0	0	0	5	166	
Forcible Fondling	2,216	351	1,854	11	685	13	8	1	47	1,462	
Incest	42	10	31	1	6	0	0	0	2	34	
Statutory Rape	510	54	456	0	136	0	0	0	13	361	
Aggravated Assault	28,718	15,336	13,281	101	13,316	110	39	2	308	14,943	
Simple Assault	86,202	32,345	53,739	118	36,621	394	153	8	582	48,444	
Intimidation	27,701	9,773	17,831	97	11,431	149	41	1	264	15,815	
Stalking	1,570	282	1,284	4	484	9	1	0	11	1,065	
Commercial Sex Acts	4	0	4	0	2	0	0	0	0	2	
Involuntary Servitude	0	0	0	0	0	0	0	0	0	0	
Crimes Against Property											
Arson	996	514	429	53	379	4	2	2	77	532	
Bribery	17	15	2	0	3	0	0	0	0	14	
Burglary	48,778	25,141	23,457	180	14,108	319	70	6	649	33,626	
Counterfeiting/Forgery	3,601	1,813	1,693	95	661	27	4	0	185	2,724	
Destruction/Damage/Vandalism	46,848	21,656	24,993	199	17,499	297	71	10	583	28,388	
Embezzlement	150	100	49	1	10	3	0	0	5	132	
Extortion/Blackmail	109	66	43	0	27	3	1	0	3	75	
Fraud - False Pretenses	4,347	2,042	2,256	49	903	71	12	1	125	3,235	
Fraud - Credit Card/ATM	5,615	2,154	3,429	32	1,313	46	7	4	76	4,169	
Fraud - Impersonation	5,032	2,447	2,469	116	1,700	33	8	0	312	2,979	
Fraud - Welfare	19	7	12	0	7	1	0	0	0	11	
Fraud - Wire	526	218	303	5	64	4	0	0	15	443	
Motor Vehicle Theft	10,880	6,706	4,133	41	3,204	65	14	2	163	7,432	
Robbery	9,327	6,207	3,105	15	4,383	185	32	2	158	4,567	
Stolen Property Offenses	468	240	161	67	53	0	1	0	110	304	
Theft - Pocket-picking	480	223	255	2	121	10	1	1	7	340	
Theft - Purse-snatching	312	21	291	0	107	10	0	0	8	187	
Theft - Shoplifting	110	57	42	11	11	1	1	0	12	85	
Theft From Building	29,852	12,659	17,090	103	6,534	248	49	7	352	22,662	
Theft From Coin Machine	55	41	12	2	2	0	0	0	4	49	
Theft From Motor Vehicle	30,927	15,762	15,064	101	6,290	267	34	6	385	23,945	
Theft of Motor Vehicle Parts	11,238	6,548	4,657	33	4,207	101	12	0	163	6,755	
Theft - All Other Larceny	29,280	16,880	12,246	154	5,541	180	41	2	444	23,072	
Total Individual Victims	389,871	180,581	207,693	1,597	131,283	2,567	608	56	5,108	250,249	

Note: Black/Afric. Amer. = Black or African American, Amer. Indian/AK Nat. = American Indian/Alaskan Native, Nat. HI/Other Pac. Is. = Native Hawaiian/Other Pacific Islander.



Victim Age

	Total	Under 18	18 - 24	25 - 34	35 - 44	45 - 54	55 - 64	Over 64	Unknown
Crimes Against Persons									
Murder	333	28	70	95	55	43	25	14	3
Negligent Manslaughter	20	5	3	3	0	3	2	1	3
Kidnapping/Abduction	1,157	398	232	242	126	71	29	25	34
Forcible Rape	1,787	736	421	318	174	93	17	18	10
Forcible Sodomy	416	284	45	48	22	10	6	0	1
Sexual Assault w/Object	228	142	30	32	14	5	3	1	1
Forcible Fondling	2,216	1,511	273	219	100	60	22	11	20
Incest	42	39	0	1	0	0	0	1	1
Statutory Rape	510	509	1	0	0	0	0	0	0
Aggravated Assault	28,718	3,558	6,777	7,451	5,048	3,436	1,443	602	403
Simple Assault	86,202	12,543	19,981	22,611	14,605	10,079	4,214	1,625	544
Intimidation	27,701	2,169	5,268	7,491	5,611	4,101	2,014	832	215
Stalking	1,570	100	354	479	357	192	57	19	12
Commercial Sex Acts	4	4	0	0	0	0	0	0	0
Involuntary Servitude	0	0	0	0	0	0	0	0	0
Crimes Against Property									
Arson	996	47	103	195	176	175	140	114	46
Bribery	17	0	1	6	5	2	1	0	2
Burglary	48,778	440	6,451	10,999	9,108	8,768	6,809	5,752	451
Counterfeiting/Forgery	3,601	20	264	486	511	650	674	810	186
Destruction/Damage/Vandalism	46,848	516	7,567	10,854	8,996	8,111	5,909	4,414	481
Embezzlement	150	0	7	15	34	36	31	24	3
Extortion/Blackmail	109	11	19	19	20	19	8	10	3
Fraud - False Pretenses	4,347	55	566	733	798	700	582	823	90
Fraud - Credit Card/ATM	5,615	32	745	1,037	903	1,066	927	858	47
Fraud - Impersonation	5,032	111	882	1,162	878	718	534	516	231
Fraud - Welfare	19	0	4	8	4	2	0	1	0
Fraud - Wire	526	4	52	79	96	97	98	96	4
Motor Vehicle Theft	10,880	37	1,383	2,616	2,266	2,049	1,386	1,047	96
Robbery	9,327	761	2,522	2,415	1,459	1,140	652	342	36
Stolen Property Offenses	468	8	54	87	78	67	38	39	97
Theft - Pocket-picking	480	42	93	71	70	69	65	69	1
Theft - Purse-snatching	312	7	67	65	54	43	26	49	1
Theft - Shoplifting	110	1	13	28	24	17	11	4	12
Theft From Building	29,852	1,520	4,780	5,529	4,725	5,137	4,015	3,913	233
Theft From Coin Machine	55	0	5	2	12	13	13	8	2
Theft From Motor Vehicle	30,927	544	6,011	8,094	6,170	4,942	3,082	1,834	250
Theft of Motor Vehicle Parts	11,238	60	1,841	2,838	2,205	1,911	1,339	937	107
Theft - All Other Larceny	29,280	770	3,102	5,116	5,158	5,668	4,845	4,303	318
Total Individual Victims	389,871	27,012	69,987	91,444	69,862	59,493	39,017	29,112	3,944



Victim Age - Male

	Total	Under 18	18 - 24	25 - 34	35 - 44	45 - 54	55 - 64	Over 64	Unknown
Crimes Against Persons									
Murder	255	21	60	78	37	33	16	10	0
Negligent Manslaughter	13	4	2	1	0	2	2	1	1
Kidnapping/Abduction	383	194	52	54	31	15	7	12	18
Forcible Rape	31	22	4	2	1	2	0	0	0
Forcible Sodomy	208	164	21	13	3	3	3	0	1
Sexual Assault w/Object	23	19	1	1	1	1	0	0	0
Forcible Fondling	351	288	18	22	9	7	3	2	2
Incest	10	10	0	0	0	0	0	0	0
Statutory Rape	54	54	0	0	0	0	0	0	0
Aggravated Assault	15,336	2,081	3,442	3,739	2,687	1,986	890	337	174
Simple Assault	32,345	6,303	5,964	7,442	5,197	4,306	2,112	754	267
Intimidation	9,773	914	1,467	2,283	2,047	1,695	937	364	66
Stalking	282	20	38	82	76	40	17	7	2
Commercial Sex Acts	0	0	0	0	0	0	0	0	0
Involuntary Servitude	0	0	0	0	0	0	0	0	0
Crimes Against Property									
Arson	514	26	42	88	83	87	103	70	15
Bribery	15	0	1	5	4	2	1	0	2
Burglary	25,141	226	2,959	4,990	4,648	4,810	3,963	3,349	196
Counterfeiting/Forgery	1,813	10	102	252	261	361	350	396	81
Destruction/Damage/Vandalism	21,656	263	2,837	4,323	4,007	4,184	3,323	2,497	222
Embezzlement	100	0	4	10	23	24	20	18	1
Extortion/Blackmail	66	5	12	12	11	13	5	5	3
Fraud - False Pretenses	2,042	32	236	363	355	364	288	367	37
Fraud - Credit Card/ATM	2,154	6	215	381	364	454	341	376	17
Fraud - Impersonation	2,447	61	428	603	438	359	255	194	109
Fraud - Welfare	7	0	1	4	2	0	0	0	0
Fraud - Wire	218	3	23	30	39	36	46	39	2
Motor Vehicle Theft	6,706	26	804	1,516	1,355	1,318	913	723	51
Robbery	6,207	575	1,673	1,568	943	747	446	236	19
Stolen Property Offenses	240	5	27	42	47	47	20	24	28
Theft - Pocket-picking	223	14	45	32	30	36	26	39	1
Theft - Purse-snatching	21	1	5	2	6	3	0	3	1
Theft - Shoplifting	57	0	8	15	14	13	4	2	1
Theft From Building	12,659	771	1,748	2,036	1,892	2,338	1,955	1,819	100
Theft From Coin Machine	41	0	1	2	11	11	10	6	0
Theft From Motor Vehicle	15,762	203	2,500	3,896	3,297	2,778	1,829	1,131	128
Theft of Motor Vehicle Parts	6,548	42	1,064	1,576	1,282	1,135	801	590	58
Theft - All Other Larceny	16,880	498	1,438	2,557	2,970	3,495	3,044	2,719	159
Total Individual Victims	180,581	12,861	27,242	38,020	32,171	30,705	21,730	16,090	1,762



Victim Race - Male

	Total	Black/Afric. Amer.	Asian	Amer. Indian/AK Nat.	Nat. HI/Other Pac. Is.	Unknown	White
Crimes Against Persons							
Murder	255	163	2	0	0	1	89
Negligent Manslaughter	13	4	0	0	0	0	9
Kidnapping/Abduction	383	199	2	1	0	6	175
Forcible Rape	31	7	0	0	0	1	23
Forcible Sodomy	208	79	1	0	1	3	124
Sexual Assault w/Object	23	8	0	0	0	1	14
Forcible Fondling	351	113	2	0	0	7	229
Incest	10	2	0	0	0	1	7
Statutory Rape	54	17	0	0	0	4	33
Aggravated Assault	15,336	7,000	75	16	2	135	8,108
Simple Assault	32,345	12,135	159	69	2	230	19,750
Intimidation	9,773	3,547	81	15	1	89	6,040
Stalking	282	94	2	0	0	2	184
Commercial Sex Acts	0	0	0	0	0	0	0
Involuntary Servitude	0	0	0	0	0	0	0
Crimes Against Property							
Arson	514	177	2	2	1	15	317
Bribery	15	3	0	0	0	0	12
Burglary	25,141	5,514	191	47	5	326	19,058
Counterfeiting/Forgery	1,813	309	20	4	0	54	1,426
Destruction/Damage/Vandalism	21,656	6,168	178	37	2	252	15,019
Embezzlement	100	5	3	0	0	3	89
Extortion/Blackmail	66	15	2	0	0	3	46
Fraud - False Pretenses	2,042	393	34	11	1	56	1,547
Fraud - Credit Card/ATM	2,154	425	13	3	4	30	1,679
Fraud - Impersonation	2,447	844	21	4	0	119	1,459
Fraud - Welfare	7	3	0	0	0	0	4
Fraud - Wire	218	23	3	0	0	7	185
Motor Vehicle Theft	6,706	1,639	47	10	1	95	4,914
Robbery	6,207	3,010	106	27	1	112	2,951
Stolen Property Offenses	240	29	0	1	0	24	186
Theft - Pocket-picking	223	63	4	1	0	2	153
Theft - Purse-snatching	21	6	0	0	0	3	12
Theft - Shoplifting	57	7	1	1	0	2	46
Theft From Building	12,659	2,470	102	30	0	150	9,907
Theft From Coin Machine	41	1	0	0	0	1	39
Theft From Motor Vehicle	15,762	2,681	131	22	5	177	12,746
Theft of Motor Vehicle Parts	6,548	2,039	61	9	0	87	4,352
Theft - All Other Larceny	16,880	2,601	110	26	2	217	13,924
Total Individual Victims	180,581	51,793	1,353	336	28	2,215	124,856

Note: Black/Afric. Amer. = Black or African American, Amer. Indian/AK Nat. = American Indian/Alaskan Native, Nat. HI/Other Pac. Is. = Native Hawaiian/Other Pacific Islander.



Victim Age - Female

	Total	Under 18	18 - 24	25 - 34	35 - 44	45 - 54	55 - 64	Over 64	Unknown
Crimes Against Persons									
Murder	78	7	10	17	18	10	9	4	3
Negligent Manslaughter	6	1	1	2	0	1	0	0	1
Kidnapping/Abduction	772	203	180	188	95	56	22	13	15
Forcible Rape	1,756	714	417	316	173	91	17	18	10
Forcible Sodomy	207	119	24	35	19	7	3	0	0
Sexual Assault w/Object	203	122	29	31	13	4	3	1	0
Forcible Fondling	1,854	1,219	254	197	90	53	19	9	13
Incest	31	28	0	1	0	0	0	1	1
Statutory Rape	456	455	1	0	0	0	0	0	0
Aggravated Assault	13,281	1,468	3,329	3,701	2,355	1,444	551	264	169
Simple Assault	53,739	6,218	14,007	15,156	9,399	5,765	2,096	867	231
Intimidation	17,831	1,243	3,790	5,194	3,562	2,401	1,075	467	99
Stalking	1,284	79	316	396	281	152	40	11	9
Commercial Sex Acts	4	4	0	0	0	0	0	0	0
Involuntary Servitude	0	0	0	0	0	0	0	0	0
Crimes Against Property									
Arson	429	21	60	79	92	85	37	43	12
Bribery	2	0	0	1	1	0	0	0	0
Burglary	23,457	210	3,475	5,992	4,445	3,939	2,831	2,392	173
Counterfeiting/Forgery	1,693	10	156	222	247	278	323	412	45
Destruction/Damage/Vandalism	24,993	252	4,718	6,511	4,974	3,902	2,565	1,911	160
Embezzlement	49	0	3	5	11	12	11	6	1
Extortion/Blackmail	43	6	7	7	9	6	3	5	0
Fraud - False Pretenses	2,256	22	327	368	442	332	292	452	21
Fraud - Credit Card/ATM	3,429	24	529	651	536	610	585	480	14
Fraud - Impersonation	2,469	48	441	547	430	351	276	322	54
Fraud - Welfare	12	0	3	4	2	2	0	1	0
Fraud - Wire	303	0	29	49	55	61	52	56	1
Motor Vehicle Theft	4,133	11	578	1,090	908	727	472	319	28
Robbery	3,105	185	846	846	514	392	205	105	12
Stolen Property Offenses	161	2	26	36	28	20	17	12	20
Theft - Pocket-picking	255	28	48	39	39	33	39	29	0
Theft - Purse-snatching	291	6	62	63	48	40	26	46	0
Theft - Shoplifting	42	1	5	13	10	3	6	2	2
Theft From Building	17,090	744	3,012	3,480	2,825	2,787	2,047	2,087	108
Theft From Coin Machine	12	0	4	0	1	2	3	2	0
Theft From Motor Vehicle	15,064	338	3,502	4,185	2,858	2,152	1,248	699	82
Theft of Motor Vehicle Parts	4,657	18	773	1,260	919	769	535	346	37
Theft - All Other Larceny	12,246	270	1,654	2,546	2,174	2,151	1,782	1,572	97
Total Individual Victims	207,693	14,076	42,616	53,228	37,573	28,638	17,190	12,954	1,418



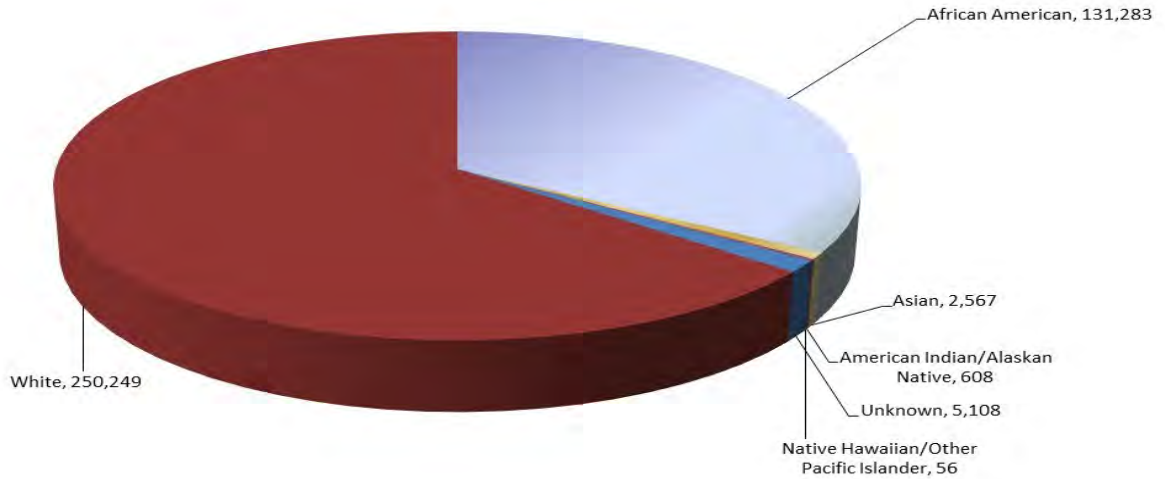
Victim Race - Female

	Total	Black/Afric. Amer.	Asian	Amer. Indian/AK Nat.	Nat. HI/Other Pac. Is.	Unknown	White
Crimes Against Persons							
Murder	78	29	1	0	0	1	47
Negligent Manslaughter	6	0	0	0	0	0	6
Kidnapping/Abduction	772	318	4	2	0	9	439
Forcible Rape	1,756	536	7	2	0	15	1,196
Forcible Sodomy	207	82	0	1	0	1	123
Sexual Assault w/Object	203	49	0	0	0	3	151
Forcible Fondling	1,854	571	11	8	1	32	1,231
Incest	31	4	0	0	0	0	27
Statutory Rape	456	119	0	0	0	9	328
Aggravated Assault	13,281	6,312	35	23	0	98	6,813
Simple Assault	53,739	24,478	234	84	6	278	28,659
Intimidation	17,831	7,881	68	25	0	98	9,759
Stalking	1,284	390	7	1	0	8	878
Commercial Sex Acts	4	2	0	0	0	0	2
Involuntary Servitude	0	0	0	0	0	0	0
Crimes Against Property							
Arson	429	202	2	0	1	11	213
Bribery	2	0	0	0	0	0	2
Burglary	23,457	8,588	127	23	1	192	14,526
Counterfeiting/Forgery	1,693	350	7	0	0	45	1,291
Destruction/Damage/Vandalism	24,993	11,328	119	34	8	174	13,330
Embezzlement	49	5	0	0	0	1	43
Extortion/Blackmail	43	12	1	1	0	0	29
Fraud - False Pretenses	2,256	510	37	1	0	26	1,682
Fraud - Credit Card/ATM	3,429	888	33	4	0	25	2,479
Fraud - Impersonation	2,469	854	12	4	0	81	1,518
Fraud - Welfare	12	4	1	0	0	0	7
Fraud - Wire	303	41	1	0	0	4	257
Motor Vehicle Theft	4,133	1,564	18	4	1	41	2,505
Robbery	3,105	1,372	79	5	1	37	1,611
Stolen Property Offenses	161	24	0	0	0	22	115
Theft - Pocket-picking	255	58	6	0	1	3	187
Theft - Purse-snatching	291	101	10	0	0	5	175
Theft - Shoplifting	42	4	0	0	0	1	37
Theft From Building	17,090	4,057	146	19	7	147	12,714
Theft From Coin Machine	12	1	0	0	0	1	10
Theft From Motor Vehicle	15,064	3,607	136	12	1	138	11,170
Theft of Motor Vehicle Parts	4,657	2,168	40	3	0	51	2,395
Theft - All Other Larceny	12,246	2,937	70	15	0	114	9,110
Total Individual Victims	207,693	79,446	1,212	271	28	1,671	125,065

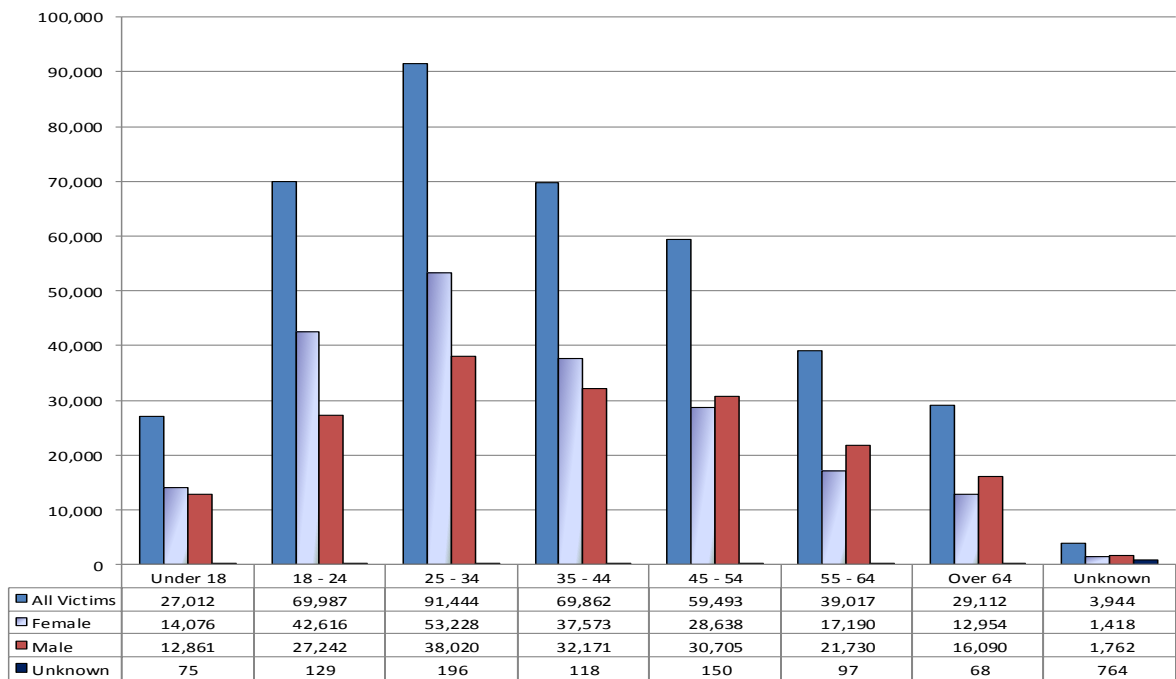
Note: Black/Afric. Amer. = Black or African American, Amer. Indian/AK Nat. = American Indian/Alaskan Native, Nat. HI/Other Pac. Is. = Native Hawaiian/Other Pacific Islander.



Victims by Race



Victims by Age and Sex



Victim Sex and Race Juvenile

	Total	Sex			Race					
		Male	Female	Unknown	Black/Afric. Amer.	Asian	Amer. Indian/AK Nat.	Nat. HI/Other Pac. Is.	Unknown	White
Crimes Against Persons										
Murder	28	21	7	0	19	0	0	0	0	9
Negligent Manslaughter	5	4	1	0	2	0	0	0	0	3
Kidnapping/Abduction	398	194	203	1	245	2	1	0	4	146
Forcible Rape	736	22	714	0	240	3	0	0	8	485
Forcible Sodomy	284	164	119	1	121	0	0	0	4	159
Sexual Assault w/Object	142	19	122	1	35	0	0	0	4	103
Forcible Fondling	1,511	288	1,219	4	488	8	5	1	34	975
Incest	39	10	28	1	6	0	0	0	2	31
Statutory Rape	509	54	455	0	135	0	0	0	13	361
Aggravated Assault	3,558	2,081	1,468	9	2,013	10	4	0	61	1,470
Simple Assault	12,543	6,303	6,218	22	6,875	49	29	1	118	5,471
Intimidation	2,169	914	1,243	12	1,032	9	3	0	23	1,102
Stalking	100	20	79	1	16	0	0	0	0	84
Commercial Sex Acts	4	0	4	0	2	0	0	0	0	2
Involuntary Servitude	0	0	0	0	0	0	0	0	0	0
Crimes Against Property										
Arson	47	26	21	0	30	0	0	1	2	14
Bribery	0	0	0	0	0	0	0	0	0	0
Burglary	440	226	210	4	182	0	2	1	14	241
Counterfeiting/Forgery	20	10	10	0	8	0	0	0	0	12
Destruction/Damage/Vandalism	516	263	252	1	145	9	2	0	2	358
Embezzlement	0	0	0	0	0	0	0	0	0	0
Extortion/Blackmail	11	5	6	0	6	0	0	0	0	5
Fraud - False Pretenses	55	32	22	1	24	0	0	0	2	29
Fraud - Credit Card/ATM	32	6	24	2	7	1	0	0	1	23
Fraud - Impersonation	111	61	48	2	50	1	0	0	7	53
Fraud - Welfare	0	0	0	0	0	0	0	0	0	0
Fraud - Wire	4	3	0	1	0	0	0	0	1	3
Motor Vehicle Theft	37	26	11	0	2	0	0	0	0	35
Robbery	761	575	185	1	517	8	1	0	7	228
Stolen Property Offenses	8	5	2	1	2	0	0	0	1	5
Theft - Pocket-picking	42	14	28	0	15	0	0	1	0	26
Theft - Purse-snatching	7	1	6	0	4	0	0	0	1	2
Theft - Shoplifting	1	0	1	0	1	0	0	0	0	0
Theft From Building	1,520	771	744	5	540	18	6	0	30	926
Theft From Coin Machine	0	0	0	0	0	0	0	0	0	0
Theft From Motor Vehicle	544	203	338	3	78	2	1	0	6	457
Theft of Motor Vehicle Parts	60	42	18	0	6	0	0	0	1	53
Theft - All Other Larceny	770	498	270	2	318	3	4	0	12	433
Total Individual Victims	27,012	12,861	14,076	75	13,164	123	58	5	358	13,304

Note: Black/Afric. Amer. = Black or African American, Amer. Indian/AK Nat. = American Indian/Alaskan Native, Nat. HI/Other Pac. Is. = Native Hawaiian/Other Pacific Islander.



Domestic Violence Victims - Sex and Race

	Total	Sex			Race					
		Male	Female	Unknown	Black/Afric. Amer.	Asian	Amer. Indian/AK Nat.	Nat. HI./Other Pac. Is.	Unknown	White
Crimes Against Persons										
Murder	86	37	49	0	24	1	0	0	0	61
Kidnapping/Abduction	702	197	504	1	322	1	1	0	11	367
Forcible Rape	491	9	482	0	146	1	0	0	3	341
Forcible Sodomy	159	78	80	1	58	0	1	0	3	97
Sexual Assault w /Object	103	10	93	0	24	0	0	0	3	76
Forcible Fondling	582	105	475	2	158	4	5	0	14	401
Incest	40	9	30	1	6	0	0	0	2	32
Statutory Rape	155	8	147	0	37	0	0	0	3	115
Aggravated Assault	11,168	3,924	7,227	17	4,694	30	17	0	59	6,368
Simple Assault	53,027	14,781	38,214	32	22,982	212	90	5	209	29,529
Intimidation	10,208	2,450	7,753	5	4,445	39	14	0	35	5,675
Stalking	819	128	691	0	318	5	0	0	4	492
Total	77,540	21,736	55,745	59	33,214	293	128	5	346	43,554

Domestic Violence Victims - Age

	Total	Under 18	18 - 24	25 - 34	35 - 44	45 - 54	55 - 64	Over 64	Unknown
Crimes Against Persons									
Murder	86	13	6	15	20	14	11	5	2
Kidnapping/Abduction	702	251	120	160	77	41	18	12	23
Forcible Rape	491	257	71	76	56	21	8	2	0
Forcible Sodomy	159	124	6	13	11	4	1	0	0
Sexual Assault w /Object	103	84	5	7	4	0	2	1	0
Forcible Fondling	582	499	28	28	14	7	0	1	5
Incest	40	37	0	1	0	0	0	1	1
Statutory Rape	155	155	0	0	0	0	0	0	0
Aggravated Assault	11,168	1,097	2,401	3,115	2,121	1,430	595	287	122
Simple Assault	53,027	4,418	13,024	15,352	9,919	6,481	2,579	1,081	173
Intimidation	10,208	326	2,079	3,183	2,196	1,439	680	288	17
Stalking	819	30	193	265	191	105	24	8	3
Total	77,540	7,291	17,933	22,215	14,609	9,542	3,918	1,686	346

Note: Black/Afric. Amer. = Black or African American, Amer. Indian/AK Nat. = American Indian/Alaskan Native, Nat. HI./Other Pac. Is. = Native Hawaiian/Other Pacific Islander.



Domestic Violence Victims Male Race

	Total	Race					
		Black/Afric. American	Asian	Amer. Indian/ AK Nat.	Nat. HI./Other Pac. Is.	Unknown	White
Crimes Against Persons							
Murder	37	14	0	0	0	0	23
Kidnapping/Abduction	197	106	0	0	0	4	87
Forcible Rape	9	1	0	0	0	0	8
Forcible Sodomy	78	29	0	0	0	2	47
Sexual Assault w /Object	10	1	0	0	0	0	9
Forcible Fondling	105	27	1	0	0	4	73
Incest	9	2	0	0	0	1	6
Statutory Rape	8	2	0	0	0	2	4
Aggravated Assault	3,924	1,783	12	6	0	21	2,102
Simple Assault	14,781	5,713	57	29	1	57	8,924
Intimidation	2,450	1,032	13	3	0	9	1,393
Stalking	128	67	1	0	0	2	58
Total	21,736	8,777	84	38	1	102	12,734

Domestic Violence Victims Male Age

	Total	Under 18	18 - 24	25 - 34	35 - 44	45 - 54	55 - 64	Over 64	Unknown
Crimes Against Persons									
Murder	37	9	2	5	7	7	5	2	0
Kidnapping/Abduction	197	137	5	21	13	1	2	5	13
Forcible Rape	9	8	1	0	0	0	0	0	0
Forcible Sodomy	78	72	2	1	1	1	1	0	0
Sexual Assault w/Object	10	10	0	0	0	0	0	0	0
Forcible Fondling	105	101	1	1	0	0	0	1	1
Incest	9	9	0	0	0	0	0	0	0
Statutory Rape	8	8	0	0	0	0	0	0	0
Aggravated Assault	3,924	565	659	879	755	588	292	132	54
Simple Assault	14,781	1,935	2,869	3,649	2,642	2,161	1,027	422	76
Intimidation	2,450	109	384	617	571	423	240	99	7
Stalking	128	5	18	41	34	20	6	3	1
Total	21,736	2,968	3,941	5,214	4,023	3,201	1,573	664	152

Note: Black/Afric. Amer. = Black or African American, Amer. Indian/AK Nat. = American Indian/
Alaskan Native, Nat. HI./Other Pac. Is. = Native Hawaiian/Other Pacific Islander.



Domestic Violence Victims

Female Race

	Total	Black/Afric. American	Asian	Amer. Indian/ AK Nat.	Nat. HI./Other Pac. Is.	Unknown	White
Crimes Against Persons							
Murder	49	10	1	0	0	0	38
Kidnapping/Abduction	504	215	1	1	0	7	280
Forcible Rape	482	145	1	0	0	3	333
Forcible Sodomy	80	29	0	1	0	0	50
Sexual Assault w/Object	93	23	0	0	0	3	67
Forcible Fondling	475	131	3	5	0	9	327
Incest	30	4	0	0	0	0	26
Statutory Rape	147	35	0	0	0	1	111
Aggravated Assault	7,227	2,910	18	11	0	32	4,256
Simple Assault	38,214	17,266	154	61	4	139	20,590
Intimidation	7,753	3,413	26	11	0	23	4,280
Stalking	691	251	4	0	0	2	434
Total	55,745	24,432	208	90	4	219	30,792

Domestic Violence Victims

Female Age

	Total	Under 18	18 - 24	25 - 34	35 - 44	45 - 54	55 - 64	Over 64	Unknown
Crimes Against Persons									
Murder	49	4	4	10	13	7	6	3	2
Kidnapping/Abduction	504	113	115	139	64	40	16	7	10
Forcible Rape	482	249	70	76	56	21	8	2	0
Forcible Sodomy	80	51	4	12	10	3	0	0	0
Sexual Assault w/Object	93	74	5	7	4	0	2	1	0
Forcible Fondling	475	397	27	27	14	7	0	0	3
Incest	30	27	0	1	0	0	0	1	1
Statutory Rape	147	147	0	0	0	0	0	0	0
Aggravated Assault	7,227	528	1,740	2,236	1,364	840	302	155	62
Simple Assault	38,214	2,472	10,151	11,703	7,274	4,318	1,549	655	92
Intimidation	7,753	217	1,695	2,565	1,624	1,014	440	189	9
Stalking	691	25	175	224	157	85	18	5	2
Total	55,745	4,304	13,986	17,000	10,580	6,335	2,341	1,018	181

Note: Black/Afric. Amer. = Black or African American, Amer. Indian/AK Nat. = American Indian/
Alaskan Native, Nat. HI./Other Pac. Is. = Native Hawaiian/Other Pacific Islander.



Domestic Violence Victims Female Race Juvenile

	Total	Race					
		Black/Afric. American	Asian	Amer. Indian/ AK Nat.	Nat. HI./Other Pac. Is.	Unknown	White
Crimes Against Persons							
Murder	4	2	0	0	0	0	2
Kidnapping/Abduction	113	65	0	0	0	2	46
Forcible Rape	249	68	0	0	0	3	178
Forcible Sodomy	51	18	0	0	0	0	33
Sexual Assault w/Object	74	16	0	0	0	3	55
Forcible Fondling	397	110	3	4	0	7	273
Incest	27	4	0	0	0	0	23
Statutory Rape	147	35	0	0	0	1	111
Aggravated Assault	528	233	2	0	0	5	288
Simple Assault	2,472	1,152	15	5	1	14	1,285
Intimidation	217	91	0	0	0	0	126
Stalking	25	3	0	0	0	0	22
Total	4,304	1,797	20	9	1	35	2,442

Domestic Violence Victims Male Race Juvenile

	Total	Race					
		Black/Afric. American	Asian	Amer. Indian/ AK Nat.	Nat. HI./Other Pac. Is.	Unknown	White
Crimes Against Persons							
Murder	9	5	0	0	0	0	4
Kidnapping/Abduction	137	83	0	0	0	2	52
Forcible Rape	8	1	0	0	0	0	7
Forcible Sodomy	72	27	0	0	0	2	43
Sexual Assault w/Object	10	1	0	0	0	0	9
Forcible Fondling	101	27	1	0	0	3	70
Incest	9	2	0	0	0	1	6
Statutory Rape	8	2	0	0	0	2	4
Aggravated Assault	565	245	4	1	0	5	310
Simple Assault	1,935	870	9	5	0	12	1,039
Intimidation	109	41	0	0	0	0	68
Stalking	5	1	0	0	0	0	4
Total	2,968	1,305	14	6	0	27	1,616

Note: Black/Afric. Amer. = Black or African American, Amer. Indian/AK Nat. = American Indian/
Alaskan Native, Nat. HI./Other Pac. Is. = Native Hawaiian/Other Pacific Islander.



Domestic Violence Victims Relationship to Offenders

Relationship	Murder and Nonnegligent Manslaughter	Kidnapping/ Abduction	Forcible Rape	Forcible Sodomy	Sexual Assault w/Object	Forcible Fondling
Victim was Boyfriend/Girlfriend	20	288	154	21	11	41
Victim was Child	14	227	58	31	24	127
Victim was Child of Boyfriend/Girlfriend	3	11	16	4	8	46
Victim was Common-Law Spouse	0	2	0	0	0	0
Victim was Ex-Spouse	1	43	11	1	0	5
Victim was Grandchild	2	15	13	3	5	50
Victim was Grandparent	0	4	0	0	0	0
Victim was Homosexual Relationship	0	3	0	7	0	1
Victim was In-law	2	2	6	0	1	7
Victim was Offender	0	4	1	1	1	3
Victim was Other Family Member	4	22	96	51	25	167
Victim was Parent	5	14	1	0	0	0
Victim was Sibling (brother or sister)	7	7	38	12	11	65
Victim was Spouse	29	66	49	7	5	8
Victim was Step-Child	0	7	41	9	11	40
Victim was Step-Parent	2	2	7	2	1	14
Victim was Step-Sibling	0	0	8	11	1	22
Total	89	717	499	160	104	596

Relationship	Aggravated Assault	Simple Assault	Intimidation	Stalking	Incest	Statutory Rape
Victim was Boyfriend/Girlfriend	5,000	24,501	4,422	537	0	130
Victim was Child	945	3,377	326	10	16	6
Victim was Child of Boyfriend/Girlfriend	133	439	55	5	0	2
Victim was Common-Law Spouse	34	126	19	2	0	0
Victim was Ex-Spouse	196	883	693	93	0	0
Victim was Grandchild	59	181	14	5	5	0
Victim was Grandparent	79	442	82	2	0	0
Victim was Homosexual Relationship	201	1,013	179	13	0	0
Victim was In-law	204	861	307	9	0	0
Victim was Offender	774	9,252	999	5	0	0
Victim was Other Family Member	819	2,914	801	22	7	3
Victim was Parent	742	4,864	880	4	0	0
Victim was Sibling (brother or sister)	863	4,333	602	8	11	1
Victim was Spouse	1,715	8,573	1,679	105	0	0
Victim was Step-Child	176	613	82	6	2	1
Victim was Step-Parent	136	546	135	1	0	4
Victim was Step-Sibling	27	92	18	0	0	8
Total	12,103	63,010	11,293	827	41	155

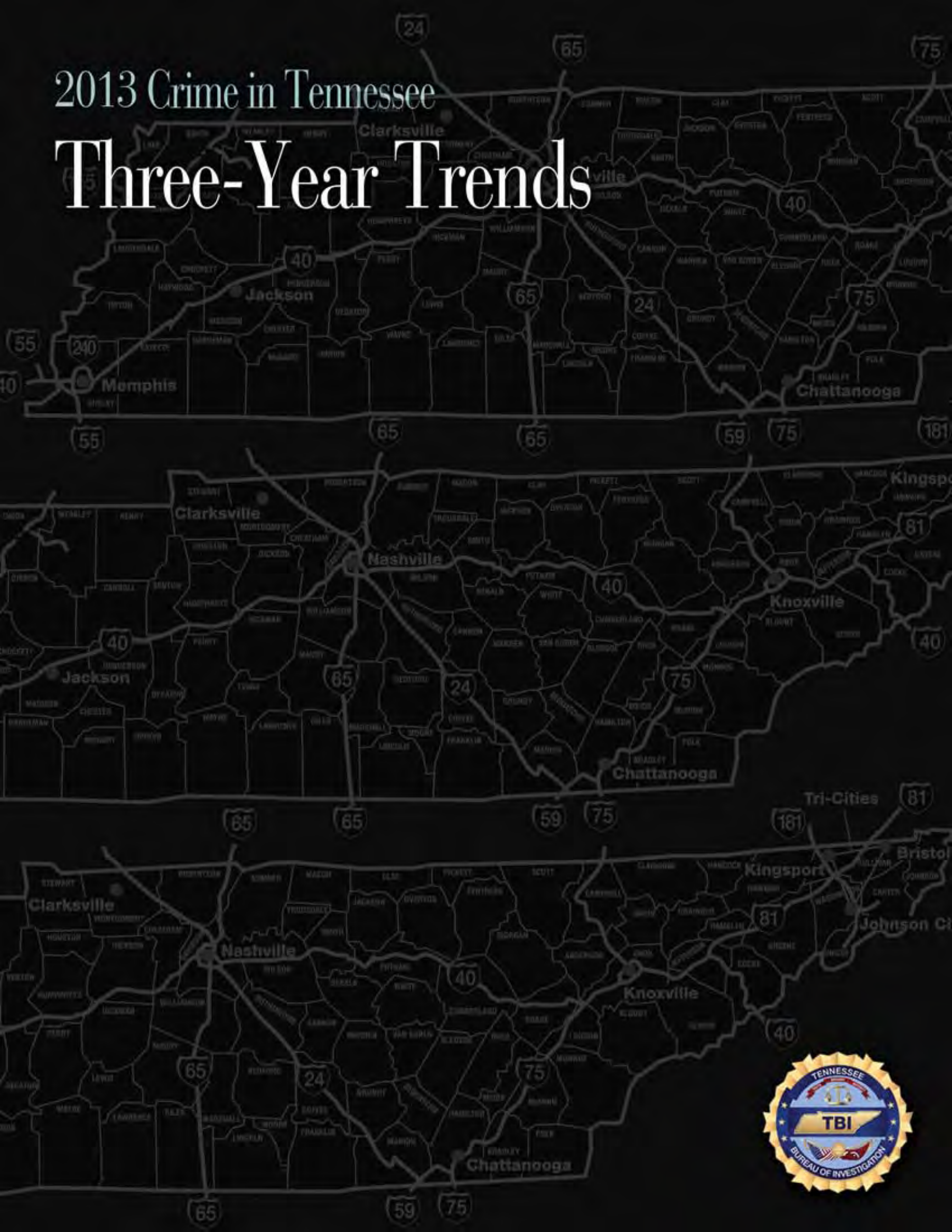
Note: This report represents a count of relationships and not victims.

If more than one offender committed the offense, then each relationship to the victim is counted.



2013 Crime in Tennessee

Three-Year Trends

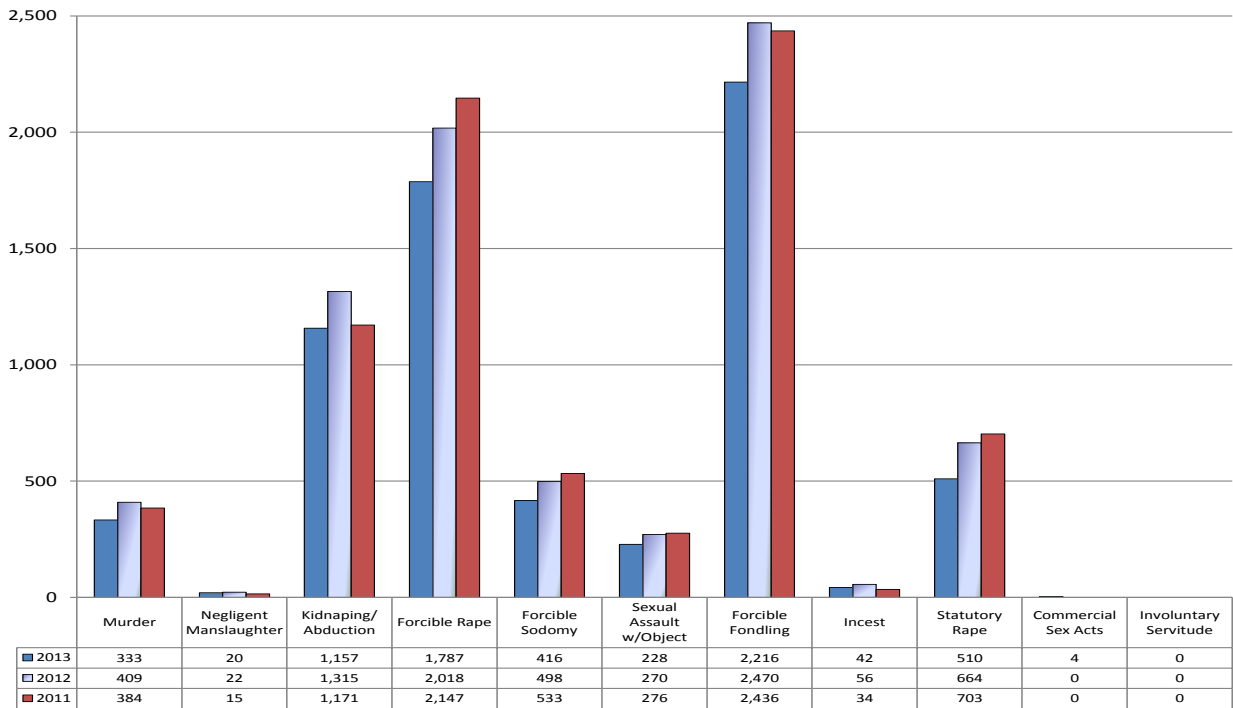


Tennessee Statewide Three Year Comparison

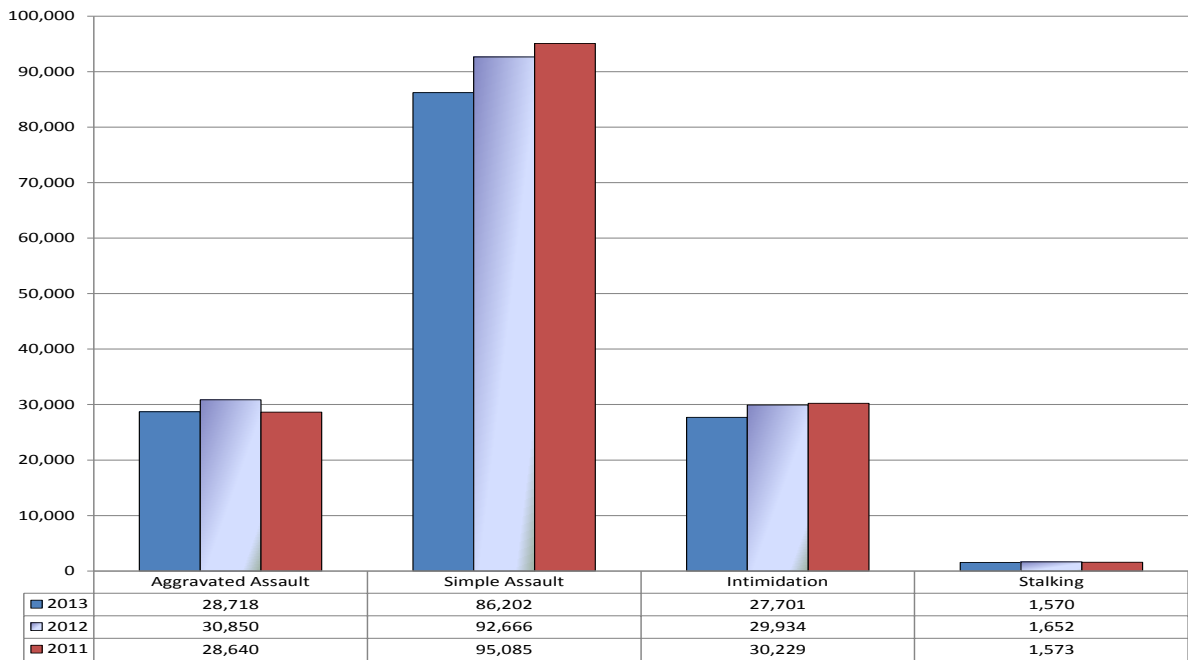
TIBRS Group A Offenses	Offenses Reported			Percent Change		
	2013	2012	2011	2012 to 2013	2011 to 2012	2011 to 2013
Crimes Against Persons - Total	150,904	162,824	163,226	-7.32%	-0.25%	-7.55%
Murder	333	409	384	-18.58%	6.51%	-13.28%
Negligent Manslaughter	20	22	15	-9.09%	46.67%	33.33%
Kidnapping/Abduction	1,157	1,315	1,171	-12.02%	12.30%	-1.20%
Forcible Rape	1,787	2,018	2,147	-11.45%	-6.01%	-16.77%
Forcible Sodomy	416	498	533	-16.47%	-6.57%	-21.95%
Sexual Assault w /Object	228	270	276	-15.56%	-2.17%	-17.39%
Forcible Fondling	2,216	2,470	2,436	-10.28%	1.40%	-9.03%
Incest	42	56	34	-25.00%	64.71%	23.53%
Statutory Rape	510	664	703	-23.19%	-5.55%	-27.45%
Aggravated Assault	28,718	30,850	28,640	-6.91%	7.72%	0.27%
Simple Assault	86,202	92,666	95,085	-6.98%	-2.54%	-9.34%
Intimidation	27,701	29,934	30,229	-7.46%	-0.98%	-8.36%
Stalking	1,570	1,652	1,573	-4.96%	5.02%	-0.19%
Commercial Sex Acts	4	0	0	N/A	N/A	N/A
Involuntary Servitude	0	0	0	N/A	N/A	N/A
Crimes Against Property - Total	306,809	326,578	343,152	-6.05%	-4.83%	-10.59%
Arson	1,089	1,225	1,157	-11.10%	5.88%	-5.88%
Bribery	21	27	28	-22.22%	-3.57%	-25.00%
Burglary	51,097	56,177	62,752	-9.04%	-10.48%	-18.57%
Counterfeiting/Forgery	7,151	8,302	8,480	-13.86%	-2.10%	-15.67%
Destruction/Damage/Vandalism	54,181	58,792	61,544	-7.84%	-4.47%	-11.96%
Embezzlement	2,314	2,499	2,374	-7.40%	5.27%	-2.53%
Extortion/Blackmail	105	108	101	-2.78%	6.93%	3.96%
Fraud - False Pretenses	9,795	10,278	10,211	-4.70%	0.66%	-4.07%
Fraud - Credit Card/ATM	8,311	8,430	8,325	-1.41%	1.26%	-0.17%
Fraud - Impersonation	5,341	5,798	5,515	-7.88%	5.13%	-3.16%
Fraud - Welfare	255	272	236	-6.25%	15.25%	8.05%
Fraud - Wire	606	690	759	-12.17%	-9.09%	-20.16%
Motor Vehicle Theft	12,194	13,353	14,648	-8.68%	-8.84%	-16.75%
Robbery	7,363	8,173	8,151	-9.91%	0.27%	-9.67%
Stolen Property Offense	833	878	978	-5.13%	-10.22%	-14.83%
Theft - Pocket Picking	472	457	379	3.28%	20.58%	24.54%
Theft - Purse Snatching	303	321	376	-5.61%	-14.63%	-19.41%
Theft - Shoplifting	33,793	31,982	30,097	5.66%	6.26%	12.28%
Theft from Building	32,237	32,538	31,237	-0.93%	4.16%	3.20%
Theft from Coin Machine	527	663	650	-20.51%	2.00%	-18.92%
Theft from Motor Vehicle	29,783	29,864	33,083	-0.27%	-9.73%	-9.97%
Theft of Motor Vehicle Parts	12,519	14,442	16,626	-13.32%	-13.14%	-24.70%
Theft - All Other Larceny	36,519	41,309	45,445	-11.60%	-9.10%	-19.64%
Crimes Against Society - Total	84,471	84,031	77,672	0.52%	8.19%	8.75%
Drug/Narcotic Violations	48,977	50,181	46,321	-2.40%	8.33%	5.73%
Drug/Narcotic Equipment Violations	24,819	24,578	22,130	0.98%	11.06%	12.15%
Gambling - Betting/Wagering	58	67	81	-13.43%	-17.28%	-28.40%
Gambling - Operating/Promoting	39	49	74	-20.41%	-33.78%	-47.30%
Gambling - Equipment Violation	125	106	119	17.92%	-10.92%	5.04%
Gambling - Sports Tampering	10	3	2	233.33%	50.00%	400.00%
Pornography/Obscene Materials	543	478	399	13.60%	19.80%	36.09%
Prostitution	1,395	2,042	2,473	-31.68%	-17.43%	-43.59%
Prostitution - Assisting/Promoting	83	115	66	-27.83%	74.24%	25.76%
Purchasing Prostitution	119	0	0	N/A	N/A	N/A
Weapon Law Violations	8,303	6,412	6,007	29.49%	6.74%	38.22%
Total Group A Offenses	542,184	573,433	584,050	-5.45%	-1.82%	-7.17%



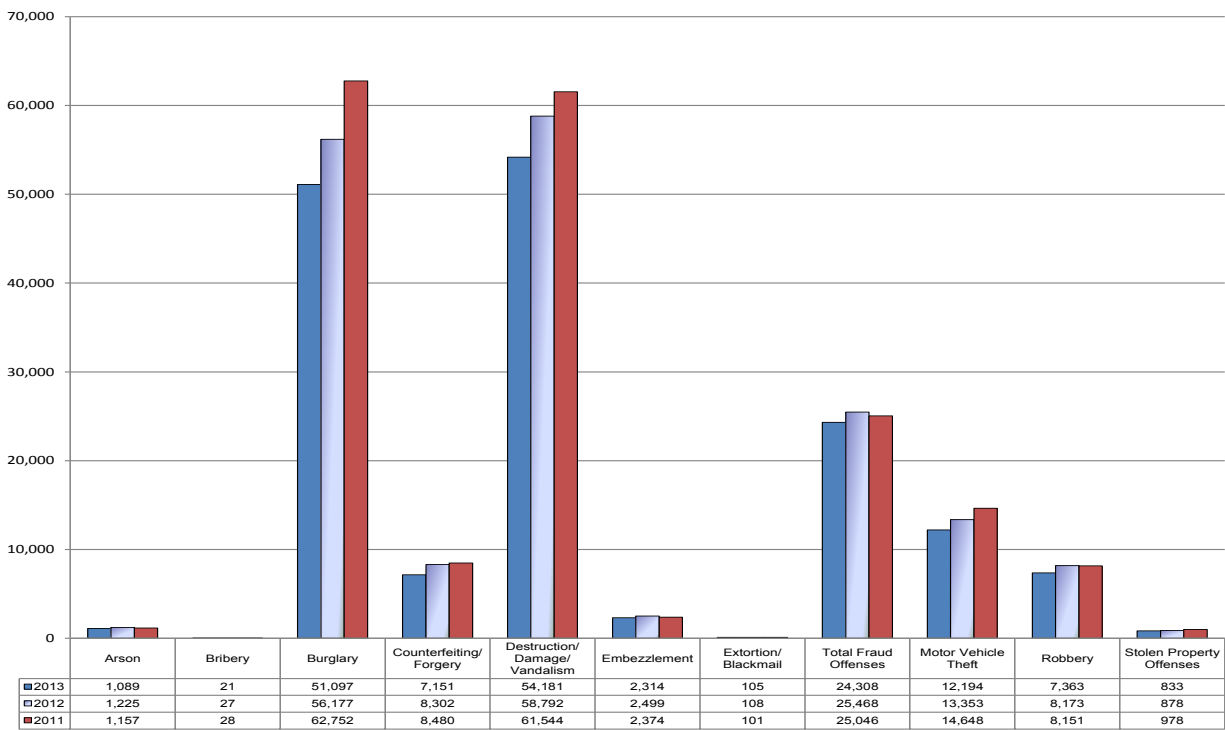
Crimes Against Persons - Excluding Assaults Three Year Comparison



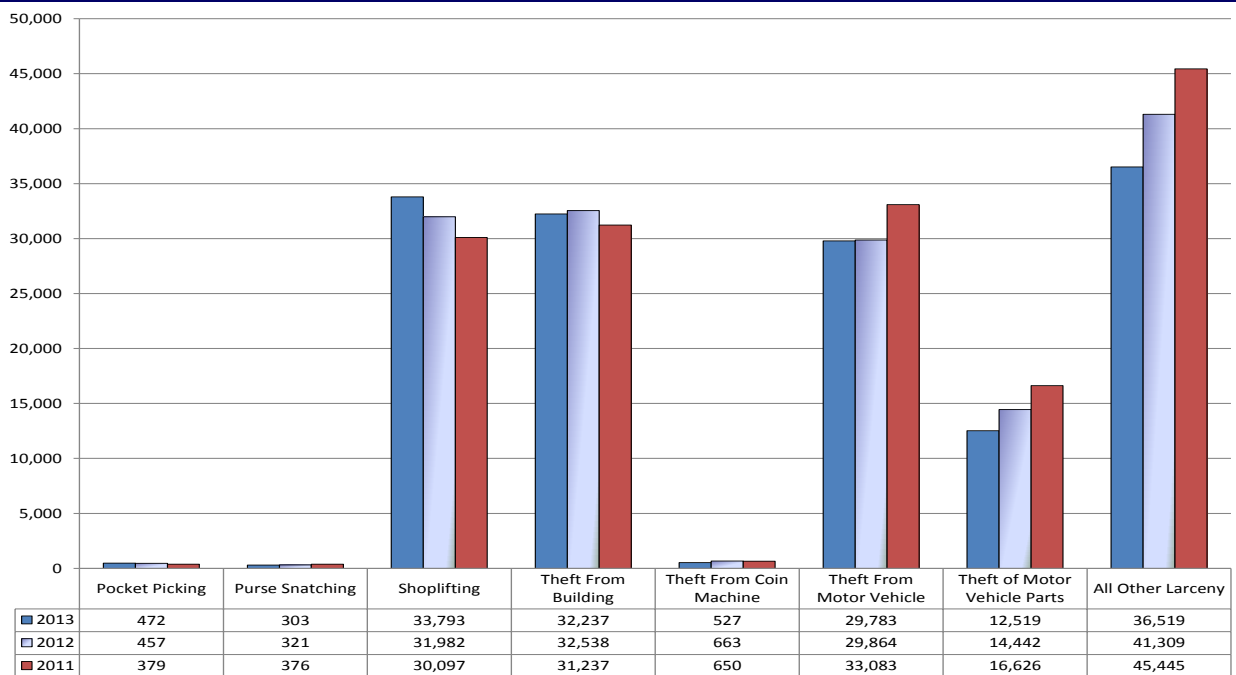
Crimes Against Persons - Assault Offenses Three Year Comparison



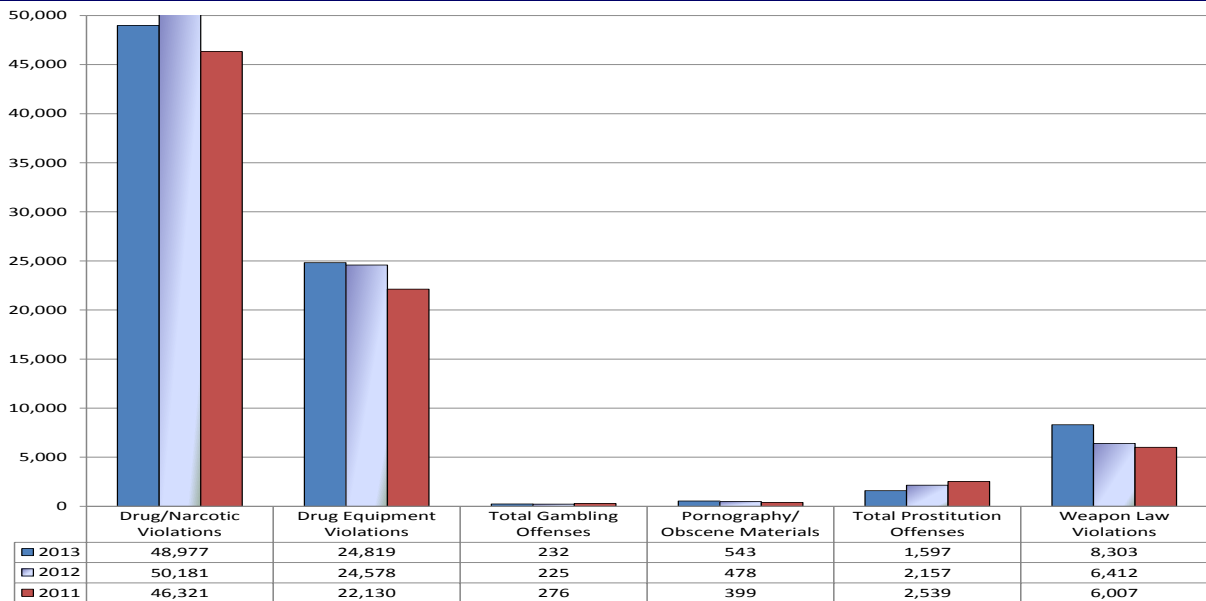
Crimes Against Property - Excluding Larceny/Theft Three Year Comparison



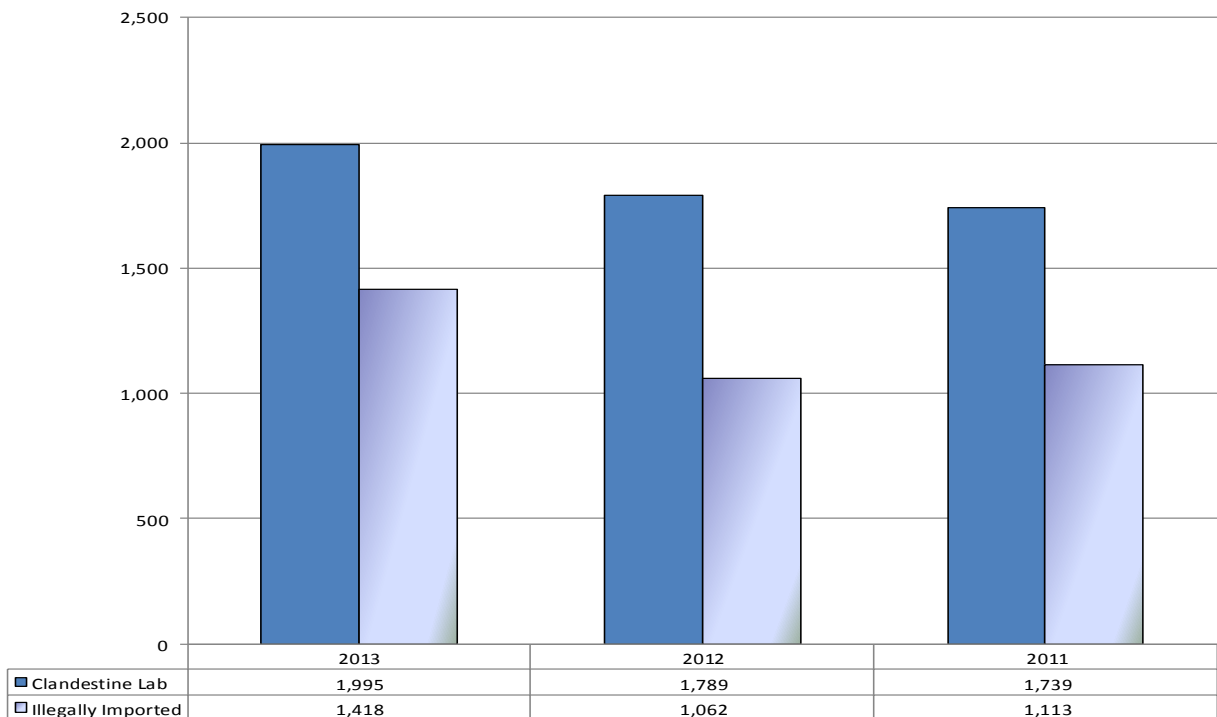
Crimes Against Property - Larceny/Theft Three Year Comparison



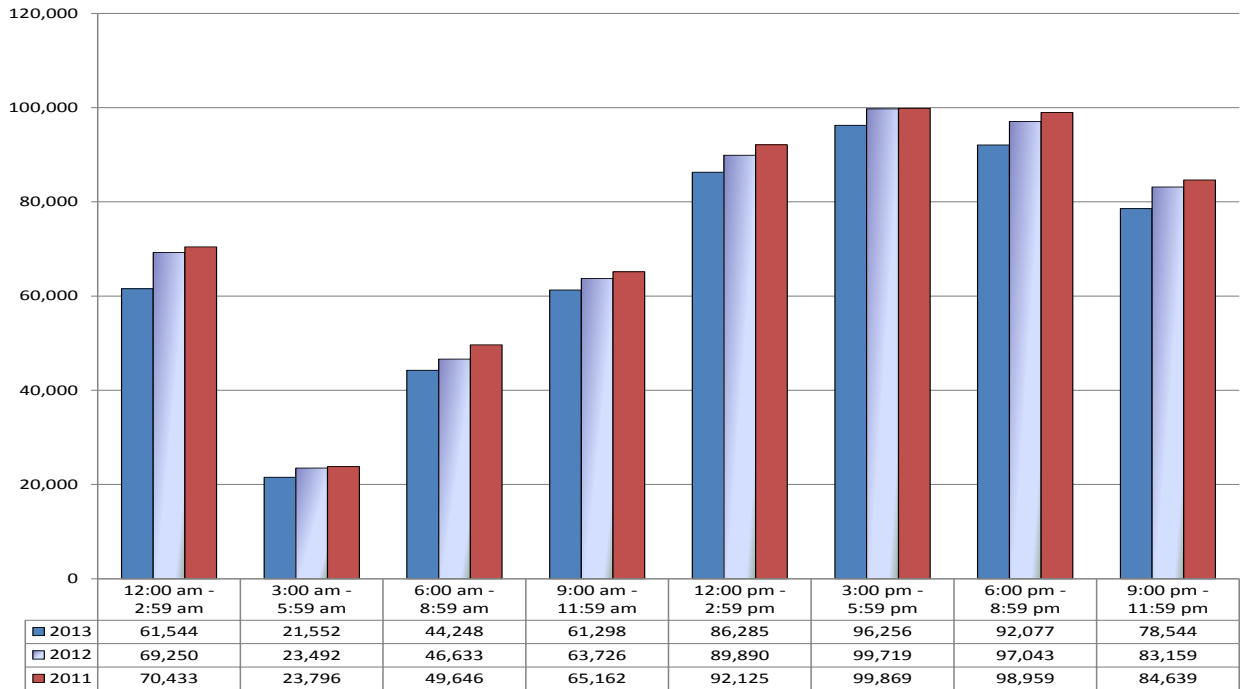
Crimes Against Society Three Year Comparison



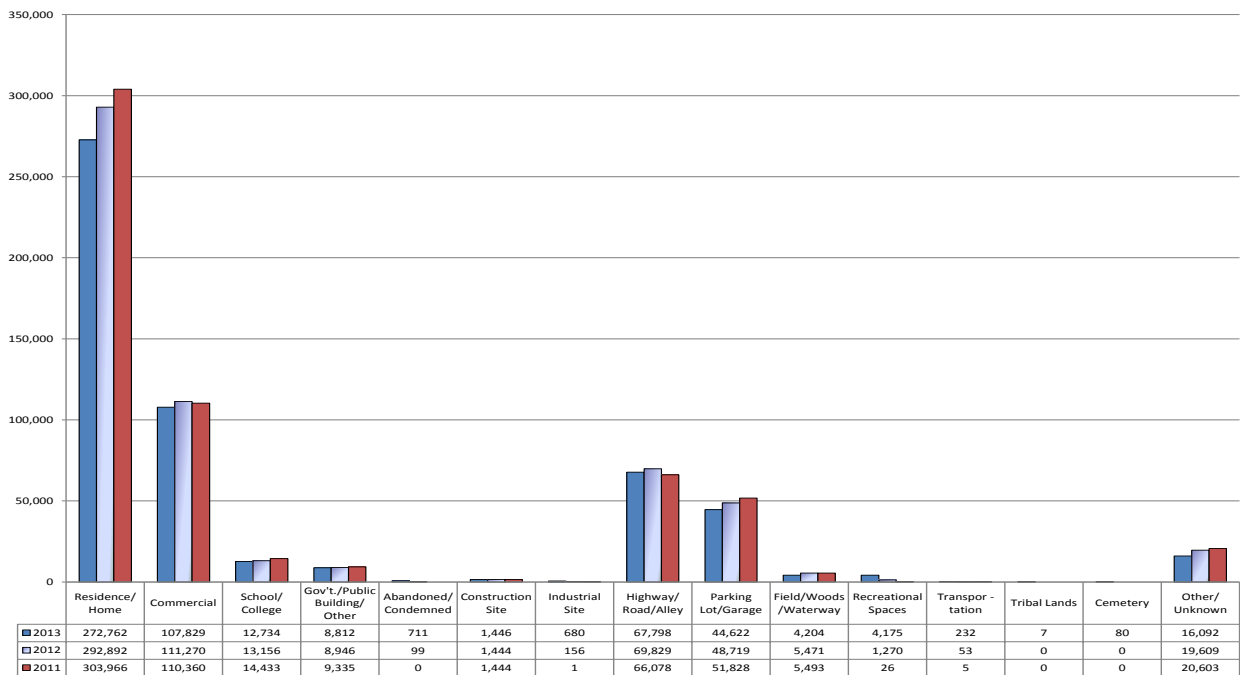
Clandestine Laboratory vs. Illegally Imported Drug Origin for Methamphetamine Three Year Comparison



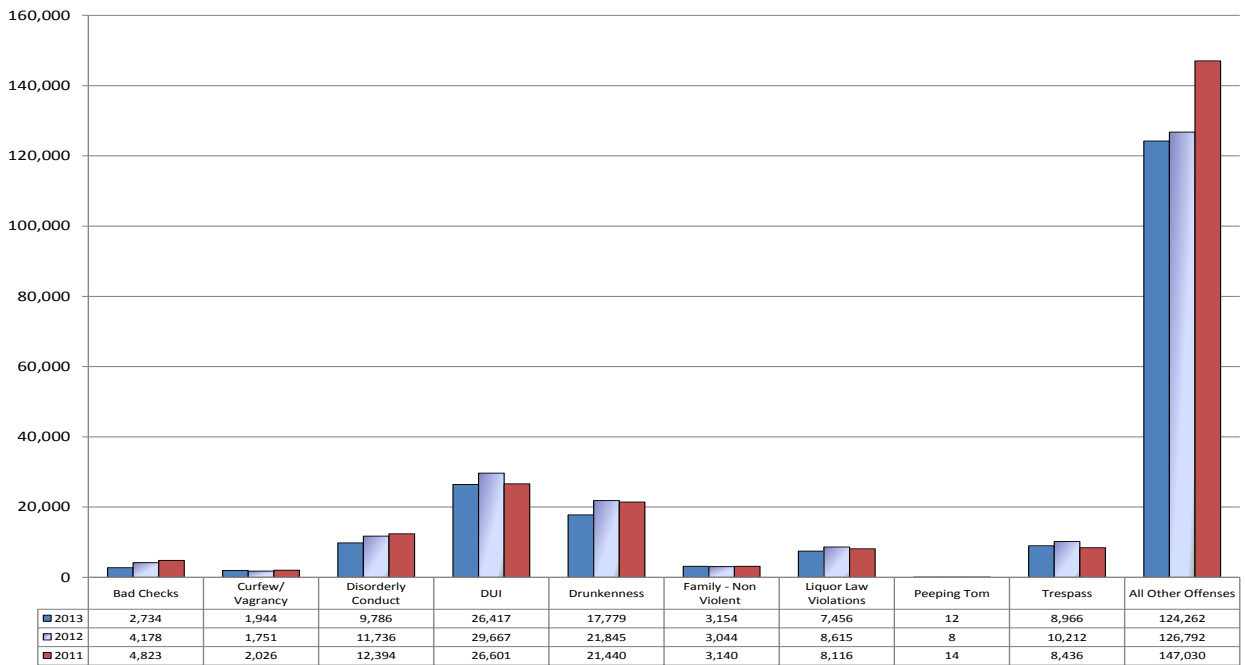
Group A Offenses by Time of Day Three Year Comparison



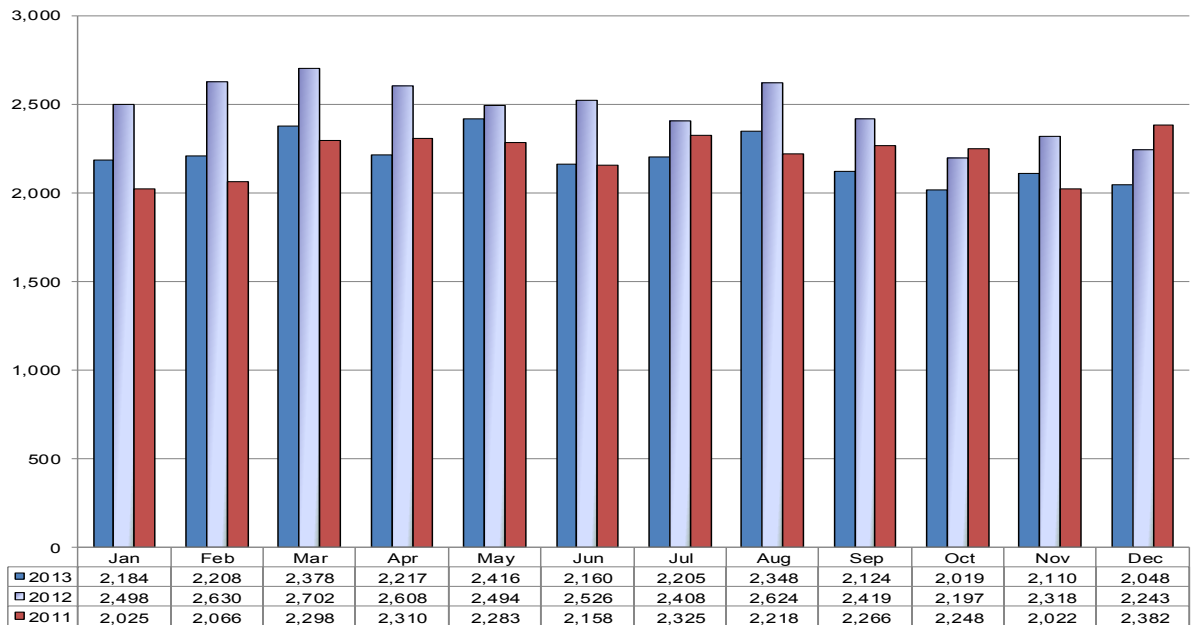
Group A Offenses by Location Group Three Year Comparison



Group B Arrests Three Year Comparison



DUI Arrests Three Year Comparison



Total Arrests - Three Year Comparison

TIBRS Group A Arrests	Arrests			Percent Change		
	2013	2012	2011	2012 to 2013	2011 to 2012	2011 to 2013
Crimes Against Persons	49,484	52,430	52,899	-5.6%	-0.9%	-6.5%
Murder	330	351	351	-6.0%	0.0%	-6.0%
Negligent Manslaughter	18	23	13	-21.7%	76.9%	38.5%
Kidnapping/Abduction	527	503	414	4.8%	21.5%	27.3%
Forcible Rape	353	436	472	-19.0%	-7.6%	-25.2%
Forcible Sodomy	57	47	89	21.3%	-47.2%	-36.0%
Sexual Assault w/Object	36	35	35	2.9%	0.0%	2.9%
Forcible Fondling	392	487	507	-19.5%	-3.9%	-22.7%
Incest	9	20	9	-55.0%	122.2%	0.0%
Statutory Rape	219	297	306	-26.3%	-2.9%	-28.4%
Aggravated Assault	14,951	15,275	14,158	-2.1%	7.9%	5.6%
Simple Assault	29,112	31,134	32,849	-6.5%	-5.2%	-11.4%
Intimidation	3,150	3,523	3,392	-10.6%	3.9%	-7.1%
Stalking	329	299	304	10.0%	-1.6%	8.2%
Commercial Sex Acts	1	0	0	N/A	N/A	N/A
Involuntary Servitude	0	0	0	N/A	N/A	N/A
Crimes Against Property	59,361	62,945	63,771	-5.7%	-1.3%	-6.9%
Arson	190	242	253	-21.5%	-4.3%	-24.9%
Bribery	11	16	19	-31.3%	-15.8%	-42.1%
Burglary	6,572	7,444	8,653	-11.7%	-14.0%	-24.0%
Counterfeiting/Forgery	1,844	2,263	2,394	-18.5%	-5.5%	-23.0%
Destruction/Damage/Vandalism	4,397	4,844	5,022	-9.2%	-3.5%	-12.4%
Embezzlement	666	808	738	-17.6%	9.5%	-9.8%
Extortion/Blackmail	24	30	37	-20.0%	-18.9%	-35.1%
Fraud - False Pretenses	1,638	1,834	1,862	-10.7%	-1.5%	-12.0%
Fraud - Credit Card/ATM	677	935	794	-27.6%	17.8%	-14.7%
Fraud - Impersonation	1,764	1,836	1,650	-3.9%	11.3%	6.9%
Fraud - Welfare	96	182	179	-47.3%	1.7%	-46.4%
Fraud - Wire	20	16	20	25.0%	-20.0%	0.0%
Motor Vehicle Theft	1,935	2,259	2,328	-14.3%	-3.0%	-16.9%
Robbery	2,164	2,359	2,485	-8.3%	-5.1%	-12.9%
Stolen Property Offenses	703	761	761	-7.6%	0.0%	-7.6%
Theft - Pocket-picking	55	56	65	-1.8%	-13.8%	-15.4%
Theft - Purse-snatching	40	51	64	-21.6%	-20.3%	-37.5%
Theft - Shoplifting	25,275	24,536	23,230	3.0%	5.6%	8.8%
Theft From Building	3,540	3,705	3,920	-4.5%	-5.5%	-9.7%
Theft From Coin Machine	59	94	93	-37.2%	1.1%	-36.6%
Theft From Motor Vehicle	1,999	2,033	2,102	-1.7%	-3.3%	-4.9%
Theft of Motor Vehicle Parts	317	432	548	-26.6%	-21.2%	-42.2%
Theft - All Other Larceny	5,375	6,209	6,554	-13.4%	-5.3%	-18.0%
Crimes Against Society	61,553	64,757	59,432	-4.9%	9.0%	3.6%
Drug/Narcotic Violations	46,629	46,235	43,157	0.9%	7.1%	8.0%
Drug/Narcotics Equipment	9,582	12,115	9,675	-20.9%	25.2%	-1.0%
Gambling - Betting/Wagering	215	215	209	0.0%	2.9%	2.9%
Gambling - Operating/Promoting	56	27	68	107.4%	-60.3%	-17.6%
Gambling Equipment Violations	75	65	98	15.4%	-33.7%	-23.5%
Gambling - Sports Tampering	0	0	0	N/A	N/A	N/A
Pornography/Obscene Material	139	150	92	-7.3%	63.0%	51.1%
Prostitution	1,326	2,073	2,427	-36.0%	-14.6%	-45.4%
Prostitution - Assisting/Promoting	70	89	51	-21.3%	74.5%	37.3%
Purchasing Prostitution	109	0	0	N/A	N/A	N/A
Weapon Law Violations	3,352	3,788	3,655	-11.5%	3.6%	-8.3%
Total Group A Offenses	170,398	180,132	176,102	-5.4%	2.3%	-3.2%



Juvenile Arrests - Three Year Comparison

TIBRS Group A Arrests	Arrests			Percent Change		
	2013	2012	2011	2012 to 2013	2011 to 2012	2011 to 2013
Crimes Against Persons	6,591	6,851	7,597	-3.8%	-9.8%	-13.2%
Murder	12	11	23	9.1%	-52.2%	-47.8%
Negligent Manslaughter	3	3	2	0.0%	50.0%	50.0%
Kidnapping/Abduction	13	14	13	-7.1%	7.7%	0.0%
Forcible Rape	79	112	95	-29.5%	17.9%	-16.8%
Forcible Sodomy	23	21	29	9.5%	-27.6%	-20.7%
Sexual Assault w/Object	13	6	7	116.7%	-14.3%	85.7%
Forcible Fondling	107	135	168	-20.7%	-19.6%	-36.3%
Incest	2	4	0	-50.0%	N/A	N/A
Statutory Rape	1	3	3	-66.7%	0.0%	-66.7%
Aggravated Assault	1,213	1,285	1,449	-5.6%	-11.3%	-16.3%
Simple Assault	4,680	4,800	5,358	-2.5%	-10.4%	-12.7%
Intimidation	438	452	442	-3.1%	2.3%	-0.9%
Stalking	7	5	8	40.0%	-37.5%	-12.5%
Commercial Sex Acts	0	0	0	N/A	N/A	N/A
Involuntary Servitude	0	0	0	N/A	N/A	N/A
Crimes Against Property	7,820	7,999	8,924	-2.2%	-10.4%	-12.4%
Arson	39	82	60	-52.4%	36.7%	-35.0%
Bribery	1	0	1	N/A	N/A	0.0%
Burglary	1,043	1,077	1,541	-3.2%	-30.1%	-32.3%
Counterfeiting/Forgery	53	35	57	51.4%	-38.6%	-7.0%
Destruction/Damage/Vandalism	1,255	1,205	1,403	4.1%	-14.1%	-10.5%
Embezzlement	9	10	11	-10.0%	-9.1%	-18.2%
Extortion/Blackmail	2	1	0	100.0%	N/A	N/A
Fraud - False Pretenses	38	25	29	52.0%	-13.8%	31.0%
Fraud - Credit Card/ATM	17	26	22	-34.6%	18.2%	-22.7%
Fraud - Impersonation	77	78	75	-1.3%	4.0%	2.7%
Fraud - Welfare	0	0	0	N/A	N/A	N/A
Fraud - Wire	2	1	0	100.0%	N/A	N/A
Motor Vehicle Theft	271	276	295	-1.8%	-6.4%	-8.1%
Robbery	433	435	444	-0.5%	-2.0%	-2.5%
Stolen Property Offenses	60	69	47	-13.0%	46.8%	27.7%
Theft - Pocket-picking	5	13	18	-61.5%	-27.8%	-72.2%
Theft - Purse-snatching	6	6	10	0.0%	-40.0%	-40.0%
Theft - Shoplifting	3,109	3,304	3,585	-5.9%	-7.8%	-13.3%
Theft From Building	423	456	417	-7.2%	9.4%	1.4%
Theft From Coin Machine	5	21	5	-76.2%	320.0%	0.0%
Theft From Motor Vehicle	331	315	319	5.1%	-1.3%	3.8%
Theft of Motor Vehicle Parts	19	26	42	-26.9%	-38.1%	-54.8%
Theft - All Other Larceny	622	538	543	15.6%	-0.9%	14.5%
Crimes Against Society	3,967	4,192	4,036	-5.4%	3.9%	-1.7%
Drug/Narcotic Violations	2,800	2,995	2,894	-6.5%	3.5%	-3.2%
Drug/Narcotics Equipment Violations	556	511	447	8.8%	14.3%	24.4%
Gambling - Betting/Wagering	41	46	50	-10.9%	-8.0%	-18.0%
Gambling - Operating/Promoting	0	3	3	N/A	0.0%	N/A
Gambling Equipment Violations	11	12	10	-8.3%	20.0%	10.0%
Gambling - Sports Tampering	0	0	0	N/A	N/A	N/A
Pornography/Obscene Material	54	49	16	10.2%	206.3%	237.5%
Prostitution	3	4	12	-25.0%	-66.7%	-75.0%
Prostitution - Assisting/Promoting	1	1	0	0.0%	N/A	N/A
Purchasing Prostitution	0	0	0	N/A	N/A	N/A
Weapon Law Violations	501	571	604	-12.3%	-5.5%	-17.1%
Total Group A Offenses	18,378	19,042	20,557	-3.5%	-7.4%	-10.6%



Victims - Three Year Comparison

TIBRS Group A Offenses	Victims			Percent Changes		
	2013	2012	2011	2012 to 2013	2011 to 2012	2011 to 2013
Crimes Against Persons	150,904	162,824	163,228	-7.3%	-0.2%	-7.6%
Murder	333	409	384	-18.6%	6.5%	-13.3%
Negligent Manslaughter	20	22	15	-9.1%	46.7%	33.3%
Kidnapping/Abduction	1,157	1,315	1,171	-12.0%	12.3%	-1.2%
Forcible Rape	1,787	2,018	2,147	-11.4%	-6.0%	-16.8%
Forcible Sodomy	416	498	533	-16.5%	-6.6%	-22.0%
Sexual Assault w/Object	228	270	276	-15.6%	-2.2%	-17.4%
Forcible Fondling	2,216	2,470	2,436	-10.3%	1.4%	-9.0%
Incest	42	56	34	-25.0%	64.7%	23.5%
Statutory Rape	510	664	703	-23.2%	-5.5%	-27.5%
Aggravated Assault	28,718	30,850	28,640	-6.9%	7.7%	0.3%
Simple Assault	86,202	92,666	95,086	-7.0%	-2.5%	-9.3%
Intimidation	27,701	29,934	30,229	-7.5%	-1.0%	-8.4%
Stalking	1,570	1,652	1,574	-5.0%	5.0%	-0.3%
Commercial Sex Acts	4	0	0	N/A	N/A	N/A
Involuntary Servitude	0	0	0	N/A	N/A	N/A
Crimes Against Property	238,967	258,399	274,252	-7.5%	-5.8%	-12.9%
Arson	996	1,138	1,087	-12.5%	4.7%	-8.4%
Bribery	17	26	18	-34.6%	44.4%	-5.6%
Burglary	48,778	53,630	59,534	-9.0%	-9.9%	-18.1%
Counterfeiting/Forgery	3,601	4,461	4,506	-19.3%	-1.0%	-20.1%
Destruction/Damage/Vandalism	46,848	50,681	52,553	-7.6%	-3.6%	-10.9%
Embezzlement	150	172	146	-12.8%	17.8%	2.7%
Extortion/Blackmail	109	110	103	-0.9%	6.8%	5.8%
Fraud - False Pretenses	4,347	4,176	4,263	4.1%	-2.0%	2.0%
Fraud - Credit Card/ATM	5,615	6,254	6,403	-10.2%	-2.3%	-12.3%
Fraud - Impersonation	5,032	5,424	5,176	-7.2%	4.8%	-2.8%
Fraud - Welfare	19	13	13	46.2%	0.0%	46.2%
Fraud - Wire	526	594	686	-11.4%	-13.4%	-23.3%
Motor Vehicle Theft	10,880	11,884	13,145	-8.4%	-9.6%	-17.2%
Robbery	9,327	10,352	10,340	-9.9%	0.1%	-9.8%
Stolen Property Offenses	468	494	579	-5.3%	-14.7%	-19.2%
Theft - Pocket-picking	480	464	378	3.4%	22.8%	27.0%
Theft - Purse-snatching	312	326	381	-4.3%	-14.4%	-18.1%
Theft - Shoplifting	110	124	71	-11.3%	74.6%	54.9%
Theft From Building	29,852	30,306	28,815	-1.5%	5.2%	3.6%
Theft From Coin Machine	55	80	71	-31.3%	12.7%	-22.5%
Theft From Motor Vehicle	30,927	31,269	34,366	-1.1%	-9.0%	-10.0%
Theft of Motor Vehicle Parts	11,238	13,094	15,226	-14.2%	-14.0%	-26.2%
Theft - All Other Larceny	29,280	33,327	36,392	-12.1%	-8.4%	-19.5%
Total Individual Victims	389,871	421,223	437,480	-7.4%	-3.7%	-10.9%



Juvenile Victims - Three Year Comparison

TIBRS Group A Offenses	Victims			Percent Changes		
	2013	2012	2011	2012 to 2013	2011 to 2012	2011 to 2013
Crimes Against Persons	22,026	24,268	24,700	-9.2%	-1.7%	-10.8%
Murder	28	24	28	16.7%	-14.3%	0.0%
Negligent Manslaughter	5	8	6	-37.5%	33.3%	-16.7%
Kidnapping/Abduction	398	468	399	-15.0%	17.3%	-0.3%
Forcible Rape	736	823	929	-10.6%	-11.4%	-20.8%
Forcible Sodomy	284	317	339	-10.4%	-6.5%	-16.2%
Sexual Assault w/Object	142	156	181	-9.0%	-13.8%	-21.5%
Forcible Fondling	1,511	1,760	1,683	-14.1%	4.6%	-10.2%
Incest	39	43	31	-9.3%	38.7%	25.8%
Statutory Rape	509	664	701	-23.3%	-5.3%	-27.4%
Aggravated Assault	3,558	4,185	3,876	-15.0%	8.0%	-8.2%
Simple Assault	12,543	13,357	13,995	-6.1%	-4.6%	-10.4%
Intimidation	2,169	2,363	2,435	-8.2%	-3.0%	-10.9%
Stalking	100	100	97	0.0%	3.1%	3.1%
Commercial Sex Acts	4	0	0	N/A	N/A	N/A
Involuntary Servitude	0	0	0	N/A	N/A	N/A
Crimes Against Property	4,986	5,031	5,291	-0.9%	-4.9%	-5.8%
Arson	47	36	47	30.6%	-23.4%	0.0%
Bribery	0	4	0	N/A	N/A	N/A
Burglary	440	508	544	-13.4%	-6.6%	-19.1%
Counterfeiting/Forgery	20	37	23	-45.9%	60.9%	-13.0%
Destruction/Damage/Vandalism	516	550	581	-6.2%	-5.3%	-11.2%
Embezzlement	0	0	1	N/A	N/A	N/A
Extortion/Blackmail	11	7	3	57.1%	133.3%	266.7%
Fraud - False Pretenses	55	31	49	77.4%	-36.7%	12.2%
Fraud - Credit Card/ATM	32	56	25	-42.9%	124.0%	28.0%
Fraud - Impersonation	111	121	119	-8.3%	1.7%	-6.7%
Fraud - Welfare	0	0	1	N/A	N/A	N/A
Fraud - Wire	4	1	2	300.0%	-50.0%	100.0%
Motor Vehicle Theft	37	57	44	-35.1%	29.5%	-15.9%
Robbery	761	751	833	1.3%	-9.8%	-8.6%
Stolen Property Offenses	8	6	8	33.3%	-25.0%	0.0%
Theft - Pocket-picking	42	38	35	10.5%	8.6%	20.0%
Theft - Purse-snatching	7	7	7	0.0%	0.0%	0.0%
Theft - Shoplifting	1	6	3	-83.3%	100.0%	-66.7%
Theft From Building	1,520	1,391	1,337	9.3%	4.0%	13.7%
Theft From Coin Machine	0	0	0	N/A	N/A	N/A
Theft From Motor Vehicle	544	581	634	-6.4%	-8.4%	-14.2%
Theft of Motor Vehicle Parts	60	88	102	-31.8%	-13.7%	-41.2%
Theft - All Other Larceny	770	755	893	2.0%	-15.5%	-13.8%
Total Individual Victims	27,012	29,299	29,991	-7.8%	-2.3%	-9.9%



Domestic Violence - Three Year Comparison

Victims

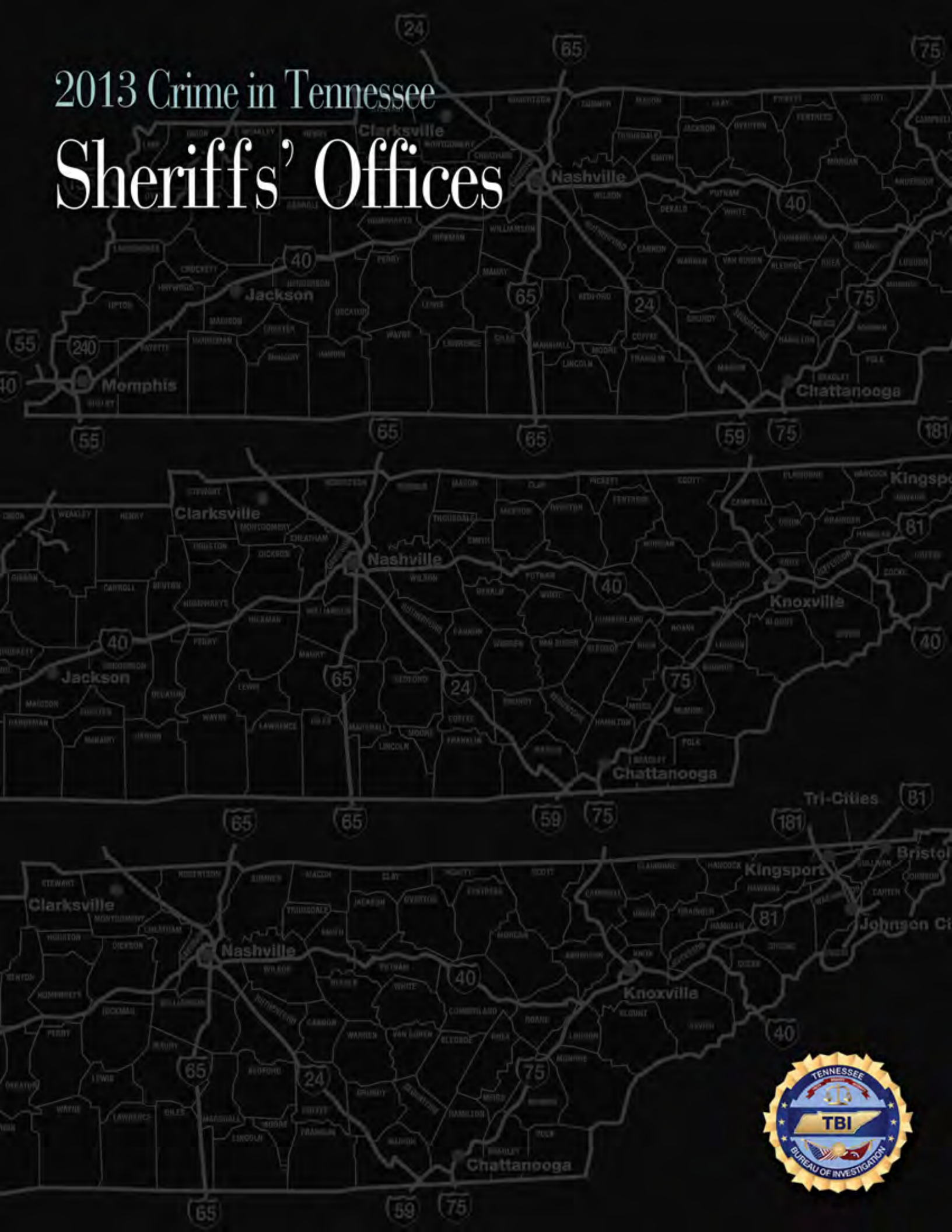
TIBRS Group A Offenses	Victims			Percent Change		
	2013	2012	2011	2012 to 2013	2011 to 2012	2011 to 2013
Murder	86	93	103	-7.5%	-9.7%	-16.5%
Kidnapping/Abduction	702	839	720	-16.3%	16.5%	-2.5%
Forcible Rape	491	573	673	-14.3%	-14.9%	-27.0%
Forcible Sodomy	159	191	185	-16.8%	3.2%	-14.1%
Sexual Assault w /Object	103	102	104	1.0%	-1.9%	-1.0%
Forcible Fondling	582	718	653	-18.9%	10.0%	-10.9%
Incest	40	55	34	-27.3%	61.8%	17.6%
Statutory Rape	155	234	246	-33.8%	-4.9%	-37.0%
Aggravated Assault	11,168	11,634	10,700	-4.0%	8.7%	4.4%
Simple Assault	53,027	55,859	58,814	-5.1%	-5.0%	-9.8%
Intimidation	10,208	11,033	11,324	-7.5%	-2.6%	-9.9%
Stalking	819	808	766	1.4%	5.5%	6.9%
Total Domestic Violence Victims	77,540	82,139	84,322	-5.6%	-2.6%	-8.0%

Clearances

TIBRS Group A Offenses	Clearances			Percent Change		
	2013	2012	2011	2012 to 2013	2011 to 2012	2011 to 2013
Murder	77	81	89	-4.9%	-9.0%	-13.5%
Kidnapping/Abduction	476	434	394	9.7%	10.2%	20.8%
Forcible Rape	222	274	337	-19.0%	-18.7%	-34.1%
Forcible Sodomy	80	89	92	-10.1%	-3.3%	-13.0%
Sexual Assault w /Object	43	44	33	-2.3%	33.3%	30.3%
Forcible Fondling	195	309	277	-36.9%	11.6%	-29.6%
Incest	16	28	20	-42.9%	40.0%	-20.0%
Statutory Rape	74	136	160	-45.6%	-15.0%	-53.8%
Aggravated Assault	8,133	8,388	7,564	-3.0%	10.9%	7.5%
Simple Assault	33,428	34,278	35,680	-2.5%	-3.9%	-6.3%
Intimidation	3,731	3,883	3,620	-3.9%	7.3%	3.1%
Stalking	301	290	263	3.8%	10.3%	14.4%
Total Domestic Violence Arrests	46,776	48,234	48,529	-3.0%	-0.6%	-3.6%



2013 Crime in Tennessee Sheriffs' Offices



Anderson County Sheriff's Office - 2013

2012 Population Estimate	N/A
Offense Overview	
Offense Total	1,396
Number Cleared	467
Percent Cleared	33.45 %
Group A Crimes per 100,000 population	N/A
Arrest Overview	
Total Arrests	1,925
Adult Arrests	1,877
Juvenile Arrests	48
Unknown Age	0
Arrests per 100,000 population	N/A
Average number offenses/incident	1.16

Domestic Violence Victims		
Offense	Reported	Cleared
Murder	0	0
Aggravated Assault	22	18
Simple Assault	148	102
Intimidation	5	1
Stalking	1	0
Forcible Rape	1	0
Forcible Sodomy	1	0
Sexual Assault W/Object	0	0
Forcible Fondling	0	0
Incest	0	0
Statutory Rape	0	0
Kidnapping/Abduction	3	3
Total	181	124

TIBRS Group B Arrests		
Offense	Adult	Juvenile
Bad Checks	0	0
Curfew/Vagrancy	0	0
Disorderly Conduct	7	13
DUI	14	0
Drunkenness	37	0
Family-Non Violent	0	0
Liquor Law Violations	5	0
Peeping Tom	0	0
Trespass	9	0
All Other Offenses	1,477	0
Total Group B	1,549	13

TIBRS Group A Offenses	Offenses		Arrests	
	Reported	Cleared	Adult	Juvenile
Crimes Against Persons				
Murder	0	0	0	0
Negligent Manslaughter	0	0	0	0
Kidnapping/Abduction	5	4	0	0
Forcible Rape	7	1	0	1
Forcible Sodomy	2	0	0	0
Sexual Assault W/Object	0	0	0	0
Forcible Fondling	4	0	0	0
Incest	0	0	0	0
Statutory Rape	0	0	0	0
Aggravated Assault	49	39	23	3
Simple Assault	224	142	84	23
Intimidation	12	4	1	1
Stalking	2	0	0	0
Commercial Sex Acts	0	0	0	0
Involuntary Servitude	0	0	0	0
Crimes Against Property				
Arson	10	2	0	1
Bribery	0	0	0	0
Burglary	281	39	41	0
Counterfeiting/Forgery	1	0	0	0
Destruction/Damage/Vandalism	163	22	4	0
Embezzlement	0	0	0	0
Extortion/Blackmail	1	1	0	0
Fraud - False Pretenses	12	2	1	0
Fraud - Credit Card/ATM	16	1	0	0
Fraud - Impersonation	2	0	0	0
Fraud - Welfare	0	0	0	0
Fraud - Wire	1	0	0	0
Motor Vehicle Theft	47	7	10	0
Robbery	6	2	2	0
Stolen Property Offenses	6	6	5	0
Theft - Pocket-picking	0	0	0	0
Theft - Purse Snatching	0	0	0	0
Theft - Shoplifting	5	5	3	0
Theft From Building	97	19	12	1
Theft From Coin Machine	1	0	0	0
Theft From Motor Vehicle	75	2	2	0
Theft of Motor Vehicle Parts	21	0	0	0
Theft - All Other Larceny	162	23	19	0
Crimes Against Society				
Drug/Narcotic Violations	104	75	99	1
Drug/Narcotic Equipment Violations	64	63	20	1
Gambling - Betting/Wagering	0	0	0	0
Gambling - Operating/Promoting	0	0	0	0
Gambling - Equipment Violations	0	0	0	0
Gambling - Sports Tampering	0	0	0	0
Pornography/Obscene Material	8	2	0	3
Prostitution	1	0	0	0
Prostitution Assisting/Promoting	1	0	0	0
Purchasing Prostitution	0	0	0	0
Weapon Law Violations	6	6	2	0
Total Group A Offenses	1,396	467	328	35



Bedford County Sheriff's Office - 2013

2012 Population Estimate	N/A
Offense Overview	
Offense Total	721
Number Cleared	213
Percent Cleared	29.54 %
Group A Crimes per 100,000 population	N/A
Arrest Overview	
Total Arrests	1,143
Adult Arrests	1,049
Juvenile Arrests	94
Unknown Age	0
Arrests per 100,000 population	N/A
Average number offenses/incident	1.09

Domestic Violence Victims		
Offense	Reported	Cleared
Murder	0	0
Aggravated Assault	25	11
Simple Assault	87	43
Intimidation	43	7
Stalking	0	0
Forcible Rape	1	1
Forcible Sodomy	0	0
Sexual Assault W/Object	0	0
Forcible Fondling	3	1
Incest	0	0
Statutory Rape	1	1
Kidnapping/Abduction	0	0
Total	160	64

TIBRS Group B Arrests		
Offense	Adult	Juvenile
Bad Checks	11	0
Curfew/Vagrancy	0	0
Disorderly Conduct	13	18
DUI	37	1
Drunkenness	26	7
Family-Non Violent	3	0
Liquor Law Violations	4	2
Peeping Tom	0	0
Trespass	1	0
All Other Offenses	812	3
Total Group B	907	31

TIBRS Group A Offenses	Offenses		Arrests	
	Reported	Cleared	Adult	Juvenile
Crimes Against Persons				
Murder	0	0	0	0
Negligent Manslaughter	0	0	0	0
Kidnapping/Abduction	1	0	0	0
Forcible Rape	1	1	1	0
Forcible Sodomy	4	2	0	1
Sexual Assault W/Object	0	0	0	0
Forcible Fondling	7	4	1	2
Incest	0	0	0	0
Statutory Rape	1	1	1	0
Aggravated Assault	42	17	15	1
Simple Assault	125	64	42	18
Intimidation	67	11	8	2
Stalking	0	0	0	0
Commercial Sex Acts	0	0	0	0
Involuntary Servitude	0	0	0	0
Crimes Against Property				
Arson	0	0	0	0
Bribery	0	0	0	0
Burglary	86	5	8	1
Counterfeiting/Forgery	4	1	1	0
Destruction/Damage/Vandalism	83	10	5	2
Embezzlement	0	0	0	0
Extortion/Blackmail	0	0	0	0
Fraud - False Pretenses	6	0	0	0
Fraud - Credit Card/ATM	13	1	1	0
Fraud - Impersonation	8	1	1	0
Fraud - Welfare	0	0	0	0
Fraud - Wire	0	0	0	0
Motor Vehicle Theft	11	1	1	0
Robbery	0	0	0	0
Stolen Property Offenses	1	1	0	1
Theft - Pocket-picking	0	0	0	0
Theft - Purse Snatching	1	0	0	0
Theft - Shoplifting	2	1	1	0
Theft From Building	43	7	5	1
Theft From Coin Machine	0	0	0	0
Theft From Motor Vehicle	18	2	2	0
Theft of Motor Vehicle Parts	5	2	2	0
Theft - All Other Larceny	118	14	6	12
Crimes Against Society				
Drug/Narcotic Violations	47	42	31	16
Drug/Narcotic Equipment Violations	15	14	4	2
Gambling - Betting/Wagering	0	0	0	0
Gambling - Operating/Promoting	0	0	0	0
Gambling - Equipment Violations	0	0	0	0
Gambling - Sports Tampering	0	0	0	0
Pornography/Obscene Material	4	4	3	1
Prostitution	0	0	0	0
Prostitution Assisting/Promoting	0	0	0	0
Purchasing Prostitution	0	0	0	0
Weapon Law Violations	8	7	3	3
Total Group A Offenses	721	213	142	63



Benton County Sheriff's Office - 2013

2012 Population Estimate	N/A
Offense Overview	
Offense Total	294
Number Cleared	176
Percent Cleared	59.86 %
Group A Crimes per 100,000 population	N/A
Arrest Overview	
Total Arrests	469
Adult Arrests	457
Juvenile Arrests	12
Unknown Age	0
Arrests per 100,000 population	N/A
Average number offenses/incident	1.21

Domestic Violence Victims		
Offense	Reported	Cleared
Murder	0	0
Aggravated Assault	8	6
Simple Assault	31	31
Intimidation	0	0
Stalking	0	0
Forcible Rape	1	1
Forcible Sodomy	0	0
Sexual Assault W/Object	0	0
Forcible Fondling	0	0
Incest	0	0
Statutory Rape	2	2
Kidnapping/Abduction	0	0
Total	42	40

TIBRS Group B Arrests		
Offense	Adult	Juvenile
Bad Checks	28	0
Curfew/Vagrancy	0	0
Disorderly Conduct	3	1
DUI	34	0
Drunkenness	4	0
Family-Non Violent	17	0
Liquor Law Violations	0	0
Peeping Tom	0	0
Trespass	3	0
All Other Offenses	237	0
Total Group B	326	1

TIBRS Group A Offenses	Offenses		Arrests	
	Reported	Cleared	Adult	Juvenile
Crimes Against Persons				
Murder	0	0	0	0
Negligent Manslaughter	0	0	0	0
Kidnapping/Abduction	0	0	0	0
Forcible Rape	1	1	0	1
Forcible Sodomy	1	1	0	1
Sexual Assault W/Object	0	0	0	0
Forcible Fondling	0	0	0	0
Incest	0	0	0	0
Statutory Rape	3	3	2	0
Aggravated Assault	23	19	17	0
Simple Assault	43	42	33	3
Intimidation	1	1	0	0
Stalking	0	0	0	0
Commercial Sex Acts	0	0	0	0
Involuntary Servitude	0	0	0	0
Crimes Against Property				
Arson	1	0	0	0
Bribery	0	0	0	0
Burglary	37	6	4	4
Counterfeiting/Forgery	0	0	0	0
Destruction/Damage/Vandalism	25	8	4	1
Embezzlement	0	0	0	0
Extortion/Blackmail	0	0	0	0
Fraud - False Pretenses	1	0	0	0
Fraud - Credit Card/ATM	2	1	1	0
Fraud - Impersonation	0	0	0	0
Fraud - Welfare	0	0	0	0
Fraud - Wire	0	0	0	0
Motor Vehicle Theft	10	4	2	0
Robbery	0	0	0	0
Stolen Property Offenses	0	0	1	0
Theft - Pocket-picking	0	0	0	0
Theft - Purse Snatching	0	0	0	0
Theft - Shoplifting	1	1	1	0
Theft From Building	35	10	10	0
Theft From Coin Machine	0	0	0	0
Theft From Motor Vehicle	7	1	0	0
Theft of Motor Vehicle Parts	4	0	0	0
Theft - All Other Larceny	24	4	6	0
Crimes Against Society				
Drug/Narcotic Violations	45	44	37	1
Drug/Narcotic Equipment Violations	27	27	13	0
Gambling - Betting/Wagering	0	0	0	0
Gambling - Operating/Promoting	0	0	0	0
Gambling - Equipment Violations	0	0	0	0
Gambling - Sports Tampering	0	0	0	0
Pornography/Obscene Material	0	0	0	0
Prostitution	0	0	0	0
Prostitution Assisting/Promoting	0	0	0	0
Purchasing Prostitution	0	0	0	0
Weapon Law Violations	3	3	0	0
Total Group A Offenses	294	176	131	11



Bledsoe County Sheriff's Office - 2013

2012 Population Estimate	N/A
Offense Overview	
Offense Total	176
Number Cleared	65
Percent Cleared	36.93 %
Group A Crimes per 100,000 population	N/A
Arrest Overview	
Total Arrests	139
Adult Arrests	113
Juvenile Arrests	26
Unknown Age	0
Arrests per 100,000 population	N/A
Average number offenses/incident	1.18

Domestic Violence Victims		
Offense	Reported	Cleared
Murder	0	0
Aggravated Assault	2	2
Simple Assault	13	11
Intimidation	0	0
Stalking	0	0
Forcible Rape	0	0
Forcible Sodomy	0	0
Sexual Assault W/Object	0	0
Forcible Fondling	0	0
Incest	0	0
Statutory Rape	0	0
Kidnapping/Abduction	0	0
Total	15	13

TIBRS Group B Arrests		
Offense	Adult	Juvenile
Bad Checks	0	0
Curfew/Vagrancy	0	0
Disorderly Conduct	4	7
DUI	11	0
Drunkenness	5	0
Family-Non Violent	0	0
Liquor Law Violations	0	1
Peeping Tom	0	0
Trespass	0	0
All Other Offenses	47	2
Total Group B	67	10

TIBRS Group A Offenses	Offenses		Arrests	
	Reported	Cleared	Adult	Juvenile
Crimes Against Persons				
Murder	0	0	0	0
Negligent Manslaughter	0	0	0	0
Kidnapping/Abduction	0	0	0	0
Forcible Rape	0	0	0	0
Forcible Sodomy	0	0	0	0
Sexual Assault W/Object	0	0	0	0
Forcible Fondling	2	0	0	0
Incest	0	0	0	0
Statutory Rape	0	0	0	0
Aggravated Assault	8	8	8	1
Simple Assault	19	17	15	4
Intimidation	0	0	0	0
Stalking	0	0	0	0
Commercial Sex Acts	0	0	0	0
Involuntary Servitude	0	0	0	0
Crimes Against Property				
Arson	0	0	0	0
Bribery	0	0	0	0
Burglary	15	0	0	0
Counterfeiting/Forgery	0	0	0	0
Destruction/Damage/Vandalism	34	3	1	2
Embezzlement	0	0	0	0
Extortion/Blackmail	0	0	0	0
Fraud - False Pretenses	0	0	0	0
Fraud - Credit Card/ATM	4	0	0	0
Fraud - Impersonation	0	0	0	0
Fraud - Welfare	0	0	0	0
Fraud - Wire	0	0	0	0
Motor Vehicle Theft	16	0	0	0
Robbery	0	0	0	0
Stolen Property Offenses	0	0	0	0
Theft - Pocket-picking	0	0	0	0
Theft - Purse Snatching	0	0	0	0
Theft - Shoplifting	0	0	0	0
Theft From Building	9	0	0	0
Theft From Coin Machine	0	0	0	0
Theft From Motor Vehicle	5	0	0	0
Theft of Motor Vehicle Parts	7	0	0	0
Theft - All Other Larceny	20	0	0	0
Crimes Against Society				
Drug/Narcotic Violations	20	20	18	7
Drug/Narcotic Equipment Violations	12	12	2	1
Gambling - Betting/Wagering	0	0	0	0
Gambling - Operating/Promoting	0	0	0	0
Gambling - Equipment Violations	0	0	0	0
Gambling - Sports Tampering	0	0	0	0
Pornography/Obscene Material	0	0	0	0
Prostitution	0	0	0	0
Prostitution Assisting/Promoting	0	0	0	0
Purchasing Prostitution	0	0	0	0
Weapon Law Violations	5	5	2	1
Total Group A Offenses	176	65	46	16



2012 Population Estimate	N/A
Offense Overview	
Offense Total	3,105
Number Cleared	953
Percent Cleared	30.69 %
Group A Crimes per 100,000 population	N/A
Arrest Overview	
Total Arrests	3,686
Adult Arrests	3,351
Juvenile Arrests	335
Unknown Age	0
Arrests per 100,000 population	N/A
Average number offenses/incident	1.21

Domestic Violence Victims		
Offense	Reported	Cleared
Murder	2	1
Aggravated Assault	139	95
Simple Assault	485	295
Intimidation	27	15
Stalking	0	0
Forcible Rape	8	0
Forcible Sodomy	2	0
Sexual Assault W/Object	1	0
Forcible Fondling	8	3
Incest	1	0
Statutory Rape	1	1
Kidnapping/Abduction	0	0
Total	674	410

TIBRS Group B Arrests		
Offense	Adult	Juvenile
Bad Checks	23	0
Curfew/Vagrancy	0	0
Disorderly Conduct	3	4
DUI	100	0
Drunkenness	78	1
Family-Non Violent	7	0
Liquor Law Violations	9	6
Peeping Tom	0	0
Trespass	14	2
All Other Offenses	2,571	249
Total Group B	2,805	262

TIBRS Group A Offenses	Offenses		Arrests	
	Reported	Cleared	Adult	Juvenile
Crimes Against Persons				
Murder	3	2	2	0
Negligent Manslaughter	0	0	0	0
Kidnapping/Abduction	2	0	0	0
Forcible Rape	27	6	5	0
Forcible Sodomy	5	0	0	0
Sexual Assault W/Object	1	0	0	0
Forcible Fondling	26	5	2	1
Incest	1	0	0	0
Statutory Rape	6	4	4	0
Aggravated Assault	219	140	71	8
Simple Assault	643	347	127	19
Intimidation	75	20	3	1
Stalking	2	0	0	0
Commercial Sex Acts	0	0	0	0
Involuntary Servitude	0	0	0	0
Crimes Against Property				
Arson	5	0	0	0
Bribery	0	0	0	0
Burglary	527	67	72	0
Counterfeiting/Forgery	11	3	3	0
Destruction/Damage/Vandalism	244	28	7	7
Embezzlement	3	0	0	0
Extortion/Blackmail	0	0	0	0
Fraud - False Pretenses	45	8	6	1
Fraud - Credit Card/ATM	18	4	1	0
Fraud - Impersonation	24	5	2	0
Fraud - Welfare	0	0	0	0
Fraud - Wire	49	0	0	0
Motor Vehicle Theft	98	14	8	2
Robbery	23	8	7	0
Stolen Property Offenses	4	4	5	1
Theft - Pocket-picking	0	0	0	0
Theft - Purse Snatching	0	0	0	0
Theft - Shoplifting	6	3	4	0
Theft From Building	327	62	50	5
Theft From Coin Machine	5	0	0	0
Theft From Motor Vehicle	143	9	8	0
Theft of Motor Vehicle Parts	48	6	4	0
Theft - All Other Larceny	309	35	36	5
Crimes Against Society				
Drug/Narcotic Violations	95	87	72	17
Drug/Narcotic Equipment Violations	77	70	41	6
Gambling - Betting/Wagering	0	0	0	0
Gambling - Operating/Promoting	0	0	0	0
Gambling - Equipment Violations	0	0	0	0
Gambling - Sports Tampering	0	0	0	0
Pornography/Obscene Material	13	4	3	0
Prostitution	0	0	0	0
Prostitution Assisting/Promoting	0	0	0	0
Purchasing Prostitution	0	0	0	0
Weapon Law Violations	21	12	3	0
Total Group A Offenses	3,105	953	546	73



Bradley County Sheriff's Office - 2013

2012 Population Estimate	N/A
Offense Overview	
Offense Total	2,582
Number Cleared	1,287
Percent Cleared	49.85 %
Group A Crimes per 100,000 population	N/A
Arrest Overview	
Total Arrests	2,450
Adult Arrests	2,333
Juvenile Arrests	117
Unknown Age	0
Arrests per 100,000 population	N/A
Average number offenses/incident	1.20

Domestic Violence Victims		
Offense	Reported	Cleared
Murder	0	0
Aggravated Assault	83	67
Simple Assault	455	361
Intimidation	41	27
Stalking	3	2
Forcible Rape	1	0
Forcible Sodomy	0	0
Sexual Assault W/Object	0	0
Forcible Fondling	0	0
Incest	0	0
Statutory Rape	0	0
Kidnapping/Abduction	3	1
Total	586	458

TIBRS Group B Arrests		
Offense	Adult	Juvenile
Bad Checks	0	0
Curfew/Vagrancy	0	0
Disorderly Conduct	5	5
DUI	117	0
Drunkenness	7	1
Family-Non Violent	52	0
Liquor Law Violations	0	0
Peeping Tom	0	0
Trespass	3	0
All Other Offenses	1,367	3
Total Group B	1,551	9

TIBRS Group A Offenses	Offenses		Arrests	
	Reported	Cleared	Adult	Juvenile
Crimes Against Persons				
Murder	0	0	0	0
Negligent Manslaughter	0	0	0	0
Kidnapping/Abduction	4	2	2	0
Forcible Rape	6	1	0	0
Forcible Sodomy	0	0	0	0
Sexual Assault W/Object	1	1	0	1
Forcible Fondling	6	6	2	1
Incest	0	0	0	0
Statutory Rape	1	1	0	0
Aggravated Assault	146	117	89	4
Simple Assault	599	469	208	43
Intimidation	87	52	17	5
Stalking	4	3	2	0
Commercial Sex Acts	0	0	0	0
Involuntary Servitude	0	0	0	0
Crimes Against Property				
Arson	0	0	0	0
Bribery	0	0	0	0
Burglary	325	57	50	2
Counterfeiting/Forgery	15	3	3	1
Destruction/Damage/Vandalism	262	49	11	12
Embezzlement	2	0	0	0
Extortion/Blackmail	1	1	0	1
Fraud - False Pretenses	10	2	2	3
Fraud - Credit Card/ATM	17	2	3	0
Fraud - Impersonation	19	6	4	0
Fraud - Welfare	0	0	0	0
Fraud - Wire	0	0	0	0
Motor Vehicle Theft	78	15	16	1
Robbery	3	1	3	0
Stolen Property Offenses	1	1	0	0
Theft - Pocket-picking	0	0	0	0
Theft - Purse Snatching	0	0	0	0
Theft - Shoplifting	27	15	18	0
Theft From Building	149	24	13	6
Theft From Coin Machine	0	0	0	0
Theft From Motor Vehicle	95	9	6	1
Theft of Motor Vehicle Parts	12	0	0	0
Theft - All Other Larceny	276	27	24	2
Crimes Against Society				
Drug/Narcotic Violations	263	253	270	22
Drug/Narcotic Equipment Violations	152	149	33	2
Gambling - Betting/Wagering	0	0	0	0
Gambling - Operating/Promoting	0	0	0	0
Gambling - Equipment Violations	0	0	0	0
Gambling - Sports Tampering	0	0	0	0
Pornography/Obscene Material	0	0	0	0
Prostitution	0	0	0	0
Prostitution Assisting/Promoting	0	0	0	0
Purchasing Prostitution	0	0	0	0
Weapon Law Violations	21	21	6	1
Total Group A Offenses	2,582	1,287	782	108



Campbell County Sheriff's Office - 2013

2012 Population Estimate	N/A
Offense Overview	
Offense Total	811
Number Cleared	335
Percent Cleared	41.31 %
Group A Crimes per 100,000 population	N/A
Arrest Overview	
Total Arrests	837
Adult Arrests	816
Juvenile Arrests	21
Unknown Age	0
Arrests per 100,000 population	N/A
Average number offenses/incident	1.05

Domestic Violence Victims		
Offense	Reported	Cleared
Murder	0	0
Aggravated Assault	10	10
Simple Assault	52	52
Intimidation	5	5
Stalking	0	0
Forcible Rape	0	0
Forcible Sodomy	0	0
Sexual Assault W/Object	0	0
Forcible Fondling	0	0
Incest	0	0
Statutory Rape	0	0
Kidnapping/Abduction	0	0
Total	67	67

TIBRS Group B Arrests		
Offense	Adult	Juvenile
Bad Checks	1	0
Curfew/Vagrancy	0	0
Disorderly Conduct	20	0
DUI	61	0
Drunkenness	30	0
Family-Non Violent	44	1
Liquor Law Violations	1	0
Peeping Tom	0	0
Trespass	6	0
All Other Offenses	330	0
Total Group B	493	1

TIBRS Group A Offenses	Offenses		Arrests	
	Reported	Cleared	Adult	Juvenile
Crimes Against Persons				
Murder	0	0	0	0
Negligent Manslaughter	0	0	0	0
Kidnapping/Abduction	0	0	0	0
Forcible Rape	4	0	0	0
Forcible Sodomy	0	0	0	0
Sexual Assault W/Object	0	0	0	0
Forcible Fondling	10	0	0	0
Incest	0	0	0	0
Statutory Rape	0	0	0	0
Aggravated Assault	31	27	25	1
Simple Assault	103	87	82	4
Intimidation	29	17	13	4
Stalking	0	0	0	0
Commercial Sex Acts	0	0	0	0
Involuntary Servitude	0	0	0	0
Crimes Against Property				
Arson	8	1	2	0
Bribery	0	0	0	0
Burglary	204	35	44	0
Counterfeiting/Forgery	8	3	3	0
Destruction/Damage/Vandalism	25	6	7	6
Embezzlement	0	0	0	0
Extortion/Blackmail	0	0	0	0
Fraud - False Pretenses	3	1	2	0
Fraud - Credit Card/ATM	8	4	4	0
Fraud - Impersonation	0	0	0	0
Fraud - Welfare	1	0	0	0
Fraud - Wire	0	0	0	0
Motor Vehicle Theft	31	3	4	0
Robbery	2	0	0	0
Stolen Property Offenses	0	0	0	0
Theft - Pocket-picking	3	0	0	0
Theft - Purse Snatching	1	1	1	0
Theft - Shoplifting	2	1	1	0
Theft From Building	44	5	6	0
Theft From Coin Machine	0	0	0	0
Theft From Motor Vehicle	63	8	10	1
Theft of Motor Vehicle Parts	7	1	2	0
Theft - All Other Larceny	101	12	14	0
Crimes Against Society				
Drug/Narcotic Violations	73	73	76	4
Drug/Narcotic Equipment Violations	46	46	24	0
Gambling - Betting/Wagering	0	0	0	0
Gambling - Operating/Promoting	0	0	0	0
Gambling - Equipment Violations	0	0	0	0
Gambling - Sports Tampering	0	0	0	0
Pornography/Obscene Material	0	0	0	0
Prostitution	0	0	0	0
Prostitution Assisting/Promoting	0	0	0	0
Purchasing Prostitution	0	0	0	0
Weapon Law Violations	4	4	3	0
Total Group A Offenses	811	335	323	20



Cannon County Sheriff's Office - 2013

2012 Population Estimate	N/A
Offense Overview	
Offense Total	300
Number Cleared	165
Percent Cleared	55.00 %
Group A Crimes per 100,000 population	N/A
Arrest Overview	
Total Arrests	447
Adult Arrests	442
Juvenile Arrests	5
Unknown Age	0
Arrests per 100,000 population	N/A
Average number offenses/incident	1.27

Domestic Violence Victims		
Offense	Reported	Cleared
Murder	0	0
Aggravated Assault	11	11
Simple Assault	22	22
Intimidation	1	1
Stalking	0	0
Forcible Rape	0	0
Forcible Sodomy	0	0
Sexual Assault W/Object	0	0
Forcible Fondling	0	0
Incest	0	0
Statutory Rape	0	0
Kidnapping/Abduction	0	0
Total	34	34

TIBRS Group B Arrests		
Offense	Adult	Juvenile
Bad Checks	17	0
Curfew/Vagrancy	0	0
Disorderly Conduct	6	0
DUI	28	0
Drunkenness	10	0
Family-Non Violent	5	2
Liquor Law Violations	3	0
Peeping Tom	0	0
Trespass	7	0
All Other Offenses	216	0
Total Group B	292	2

TIBRS Group A Offenses	Offenses		Arrests	
	Reported	Cleared	Adult	Juvenile
Crimes Against Persons				
Murder	0	0	0	0
Negligent Manslaughter	0	0	0	0
Kidnapping/Abduction	0	0	0	0
Forcible Rape	0	0	0	0
Forcible Sodomy	0	0	0	0
Sexual Assault W/Object	0	0	0	0
Forcible Fondling	0	0	0	0
Incest	0	0	0	0
Statutory Rape	0	0	0	0
Aggravated Assault	17	16	13	0
Simple Assault	31	29	30	1
Intimidation	6	5	5	0
Stalking	0	0	0	0
Commercial Sex Acts	0	0	0	0
Involuntary Servitude	0	0	0	0
Crimes Against Property				
Arson	1	0	0	0
Bribery	0	0	0	0
Burglary	62	12	14	0
Counterfeiting/Forgery	1	1	1	0
Destruction/Damage/Vandalism	37	8	4	0
Embezzlement	0	0	0	0
Extortion/Blackmail	0	0	0	0
Fraud - False Pretenses	0	0	0	0
Fraud - Credit Card/ATM	4	0	0	0
Fraud - Impersonation	0	0	0	0
Fraud - Welfare	0	0	0	0
Fraud - Wire	0	0	0	0
Motor Vehicle Theft	13	2	0	0
Robbery	0	0	0	0
Stolen Property Offenses	1	1	1	0
Theft - Pocket-picking	0	0	0	0
Theft - Purse Snatching	0	0	0	0
Theft - Shoplifting	1	1	1	0
Theft From Building	6	2	3	0
Theft From Coin Machine	2	0	0	0
Theft From Motor Vehicle	13	3	3	0
Theft of Motor Vehicle Parts	2	0	0	0
Theft - All Other Larceny	24	6	5	0
Crimes Against Society				
Drug/Narcotic Violations	39	39	50	1
Drug/Narcotic Equipment Violations	30	30	15	1
Gambling - Betting/Wagering	0	0	0	0
Gambling - Operating/Promoting	0	0	0	0
Gambling - Equipment Violations	0	0	0	0
Gambling - Sports Tampering	0	0	0	0
Pornography/Obscene Material	1	1	1	0
Prostitution	0	0	0	0
Prostitution Assisting/Promoting	0	0	0	0
Purchasing Prostitution	0	0	0	0
Weapon Law Violations	9	9	4	0
Total Group A Offenses	300	165	150	3



Carroll County Sheriff's Office - 2013

2012 Population Estimate	N/A
Offense Overview	
Offense Total	434
Number Cleared	201
Percent Cleared	46.31 %
Group A Crimes per 100,000 population	N/A
Arrest Overview	
Total Arrests	677
Adult Arrests	669
Juvenile Arrests	8
Unknown Age	0
Arrests per 100,000 population	N/A
Average number offenses/incident	1.12

Domestic Violence Victims		
Offense	Reported	Cleared
Murder	0	0
Aggravated Assault	6	6
Simple Assault	38	36
Intimidation	0	0
Stalking	1	1
Forcible Rape	0	0
Forcible Sodomy	1	1
Sexual Assault W/Object	0	0
Forcible Fondling	2	1
Incest	0	0
Statutory Rape	0	0
Kidnapping/Abduction	0	0
Total	48	45

TIBRS Group B Arrests		
Offense	Adult	Juvenile
Bad Checks	39	0
Curfew/Vagrancy	0	0
Disorderly Conduct	4	0
DUI	17	0
Drunkenness	9	0
Family-Non Violent	30	2
Liquor Law Violations	0	0
Peeping Tom	0	0
Trespass	7	0
All Other Offenses	396	1
Total Group B	502	3

TIBRS Group A Offenses	Offenses		Arrests	
	Reported	Cleared	Adult	Juvenile
Crimes Against Persons				
Murder	0	0	0	0
Negligent Manslaughter	0	0	0	0
Kidnapping/Abduction	0	0	0	0
Forcible Rape	1	1	1	0
Forcible Sodomy	1	1	0	0
Sexual Assault W/Object	0	0	0	0
Forcible Fondling	2	1	1	1
Incest	0	0	0	0
Statutory Rape	1	1	1	0
Aggravated Assault	15	14	12	0
Simple Assault	49	45	42	1
Intimidation	3	3	1	0
Stalking	1	1	1	0
Commercial Sex Acts	0	0	0	0
Involuntary Servitude	0	0	0	0
Crimes Against Property				
Arson	0	0	0	0
Bribery	0	0	0	0
Burglary	88	11	15	2
Counterfeiting/Forgery	3	1	0	0
Destruction/Damage/Vandalism	37	3	1	0
Embezzlement	1	1	1	0
Extortion/Blackmail	0	0	0	0
Fraud - False Pretenses	2	1	0	0
Fraud - Credit Card/ATM	32	1	1	0
Fraud - Impersonation	4	0	0	0
Fraud - Welfare	0	0	0	0
Fraud - Wire	2	0	0	0
Motor Vehicle Theft	19	5	3	0
Robbery	0	0	0	0
Stolen Property Offenses	1	1	0	0
Theft - Pocket-picking	0	0	0	0
Theft - Purse Snatching	0	0	0	0
Theft - Shoplifting	0	0	0	0
Theft From Building	14	5	5	1
Theft From Coin Machine	0	0	0	0
Theft From Motor Vehicle	7	0	0	0
Theft of Motor Vehicle Parts	10	0	0	0
Theft - All Other Larceny	48	12	14	0
Crimes Against Society				
Drug/Narcotic Violations	56	56	54	0
Drug/Narcotic Equipment Violations	26	26	8	0
Gambling - Betting/Wagering	0	0	0	0
Gambling - Operating/Promoting	0	0	0	0
Gambling - Equipment Violations	0	0	0	0
Gambling - Sports Tampering	0	0	0	0
Pornography/Obscene Material	0	0	0	0
Prostitution	0	0	0	0
Prostitution Assisting/Promoting	0	0	0	0
Purchasing Prostitution	0	0	0	0
Weapon Law Violations	11	11	6	0
Total Group A Offenses	434	201	167	5



2012 Population Estimate	N/A
Offense Overview	
Offense Total	1,175
Number Cleared	367
Percent Cleared	31.23 %
Group A Crimes per 100,000 population	N/A
Arrest Overview	
Total Arrests	1,700
Adult Arrests	1,689
Juvenile Arrests	11
Unknown Age	0
Arrests per 100,000 population	N/A
Average number offenses/incident	1.12

Domestic Violence Victims		
Offense	Reported	Cleared
Murder	0	0
Aggravated Assault	40	37
Simple Assault	104	77
Intimidation	1	1
Stalking	0	0
Forcible Rape	0	0
Forcible Sodomy	3	0
Sexual Assault W/Object	0	0
Forcible Fondling	1	0
Incest	0	0
Statutory Rape	1	0
Kidnapping/Abduction	0	0
Total	150	115

TIBRS Group B Arrests		
Offense	Adult	Juvenile
Bad Checks	0	0
Curfew/Vagrancy	0	0
Disorderly Conduct	8	1
DUI	86	0
Drunkenness	24	0
Family-Non Violent	3	0
Liquor Law Violations	2	0
Peeping Tom	0	0
Trespass	2	0
All Other Offenses	1,251	2
Total Group B	1,376	3

TIBRS Group A Offenses	Offenses		Arrests	
	Reported	Cleared	Adult	Juvenile
Crimes Against Persons				
Murder	0	0	0	0
Negligent Manslaughter	1	1	0	1
Kidnapping/Abduction	0	0	0	0
Forcible Rape	0	0	0	0
Forcible Sodomy	4	0	0	0
Sexual Assault W/Object	0	0	0	0
Forcible Fondling	1	0	0	0
Incest	0	0	0	0
Statutory Rape	2	1	1	0
Aggravated Assault	75	52	40	2
Simple Assault	134	93	85	2
Intimidation	2	1	1	0
Stalking	0	0	0	0
Commercial Sex Acts	0	0	0	0
Involuntary Servitude	0	0	0	0
Crimes Against Property				
Arson	6	0	0	0
Bribery	0	0	0	0
Burglary	258	23	23	1
Counterfeiting/Forgery	6	2	2	0
Destruction/Damage/Vandalism	88	14	8	0
Embezzlement	1	1	1	0
Extortion/Blackmail	0	0	0	0
Fraud - False Pretenses	1	0	0	0
Fraud - Credit Card/ATM	4	1	1	0
Fraud - Impersonation	1	1	1	0
Fraud - Welfare	0	0	0	0
Fraud - Wire	4	1	1	0
Motor Vehicle Theft	31	6	2	1
Robbery	4	2	6	0
Stolen Property Offenses	0	0	0	0
Theft - Pocket-picking	0	0	0	0
Theft - Purse Snatching	0	0	0	0
Theft - Shoplifting	7	4	7	0
Theft From Building	109	7	7	0
Theft From Coin Machine	1	0	0	0
Theft From Motor Vehicle	119	8	2	1
Theft of Motor Vehicle Parts	34	0	0	0
Theft - All Other Larceny	125	7	7	0
Crimes Against Society				
Drug/Narcotic Violations	94	83	91	0
Drug/Narcotic Equipment Violations	51	48	21	0
Gambling - Betting/Wagering	0	0	0	0
Gambling - Operating/Promoting	0	0	0	0
Gambling - Equipment Violations	0	0	0	0
Gambling - Sports Tampering	0	0	0	0
Pornography/Obscene Material	2	1	1	0
Prostitution	0	0	0	0
Prostitution Assisting/Promoting	0	0	0	0
Purchasing Prostitution	0	0	0	0
Weapon Law Violations	10	10	5	0
Total Group A Offenses	1,175	367	313	8



Cheatham County Sheriff's Office - 2013

2012 Population Estimate	N/A
Offense Overview	
Offense Total	1,587
Number Cleared	567
Percent Cleared	35.73 %
Group A Crimes per 100,000 population	N/A
Arrest Overview	
Total Arrests	1,295
Adult Arrests	1,214
Juvenile Arrests	81
Unknown Age	0
Arrests per 100,000 population	N/A
Average number offenses/incident	1.25

Domestic Violence Victims		
Offense	Reported	Cleared
Murder	0	0
Aggravated Assault	37	35
Simple Assault	148	110
Intimidation	37	7
Stalking	3	1
Forcible Rape	0	0
Forcible Sodomy	0	0
Sexual Assault W/Object	0	0
Forcible Fondling	3	1
Incest	0	0
Statutory Rape	1	0
Kidnapping/Abduction	6	5
Total	235	159

TIBRS Group B Arrests		
Offense	Adult	Juvenile
Bad Checks	30	0
Curfew/Vagrancy	0	0
Disorderly Conduct	3	3
DUI	64	0
Drunkenness	14	0
Family-Non Violent	0	0
Liquor Law Violations	11	1
Peeping Tom	0	0
Trespass	5	1
All Other Offenses	710	18
Total Group B	837	23

TIBRS Group A Offenses	Offenses		Arrests	
	Reported	Cleared	Adult	Juvenile
Crimes Against Persons				
Murder	1	1	1	0
Negligent Manslaughter	0	0	0	0
Kidnapping/Abduction	7	6	2	0
Forcible Rape	10	2	0	0
Forcible Sodomy	0	0	0	0
Sexual Assault W/Object	0	0	0	0
Forcible Fondling	13	2	2	0
Incest	0	0	0	0
Statutory Rape	2	1	1	0
Aggravated Assault	72	62	49	3
Simple Assault	259	162	111	20
Intimidation	119	18	15	0
Stalking	5	1	0	0
Commercial Sex Acts	0	0	0	0
Involuntary Servitude	0	0	0	0
Crimes Against Property				
Arson	4	2	2	0
Bribery	0	0	0	0
Burglary	186	44	45	1
Counterfeiting/Forgery	4	3	5	0
Destruction/Damage/Vandalism	251	48	8	4
Embezzlement	1	0	0	0
Extortion/Blackmail	0	0	0	0
Fraud - False Pretenses	0	0	0	0
Fraud - Credit Card/ATM	13	3	0	0
Fraud - Impersonation	12	4	3	0
Fraud - Welfare	0	0	0	0
Fraud - Wire	6	0	0	0
Motor Vehicle Theft	58	14	6	5
Robbery	6	4	3	0
Stolen Property Offenses	4	4	6	0
Theft - Pocket-picking	0	0	0	0
Theft - Purse Snatching	1	0	0	0
Theft - Shoplifting	17	9	5	0
Theft From Building	85	9	8	0
Theft From Coin Machine	0	0	0	0
Theft From Motor Vehicle	63	7	2	2
Theft of Motor Vehicle Parts	38	3	1	0
Theft - All Other Larceny	212	25	28	3
Crimes Against Society				
Drug/Narcotic Violations	82	81	65	19
Drug/Narcotic Equipment Violations	45	44	5	1
Gambling - Betting/Wagering	0	0	0	0
Gambling - Operating/Promoting	0	0	0	0
Gambling - Equipment Violations	0	0	0	0
Gambling - Sports Tampering	0	0	0	0
Pornography/Obscene Material	1	0	0	0
Prostitution	0	0	0	0
Prostitution Assisting/Promoting	0	0	0	0
Purchasing Prostitution	0	0	0	0
Weapon Law Violations	10	8	4	0
Total Group A Offenses	1,587	567	377	58



Chester County Sheriff's Office - 2013

2012 Population Estimate	N/A
Offense Overview	
Offense Total	364
Number Cleared	132
Percent Cleared	36.26 %
Group A Crimes per 100,000 population	N/A
Arrest Overview	
Total Arrests	350
Adult Arrests	339
Juvenile Arrests	11
Unknown Age	0
Arrests per 100,000 population	N/A
Average number offenses/incident	1.11

Domestic Violence Victims		
Offense	Reported	Cleared
Murder	0	0
Aggravated Assault	7	5
Simple Assault	35	24
Intimidation	11	4
Stalking	0	0
Forcible Rape	0	0
Forcible Sodomy	3	2
Sexual Assault W/Object	0	0
Forcible Fondling	3	1
Incest	0	0
Statutory Rape	0	0
Kidnapping/Abduction	0	0
Total	59	36

TIBRS Group B Arrests		
Offense	Adult	Juvenile
Bad Checks	41	0
Curfew/Vagrancy	0	0
Disorderly Conduct	1	0
DUI	3	0
Drunkenness	26	0
Family-Non Violent	1	0
Liquor Law Violations	1	0
Peeping Tom	0	0
Trespass	2	0
All Other Offenses	188	1
Total Group B	263	1

TIBRS Group A Offenses	Offenses		Arrests	
	Reported	Cleared	Adult	Juvenile
Crimes Against Persons				
Murder	0	0	0	0
Negligent Manslaughter	0	0	0	0
Kidnapping/Abduction	0	0	0	0
Forcible Rape	1	1	0	1
Forcible Sodomy	3	2	1	1
Sexual Assault W/Object	0	0	0	0
Forcible Fondling	7	2	0	0
Incest	0	0	0	0
Statutory Rape	0	0	0	0
Aggravated Assault	17	12	6	0
Simple Assault	58	31	15	3
Intimidation	30	7	1	0
Stalking	0	0	0	0
Commercial Sex Acts	0	0	0	0
Involuntary Servitude	0	0	0	0
Crimes Against Property				
Arson	0	0	0	0
Bribery	0	0	0	0
Burglary	40	5	5	0
Counterfeiting/Forgery	2	0	0	0
Destruction/Damage/Vandalism	42	14	6	3
Embezzlement	0	0	0	0
Extortion/Blackmail	0	0	0	0
Fraud - False Pretenses	9	1	1	0
Fraud - Credit Card/ATM	14	2	1	0
Fraud - Impersonation	5	1	1	0
Fraud - Welfare	0	0	0	0
Fraud - Wire	0	0	0	0
Motor Vehicle Theft	17	5	2	1
Robbery	1	0	0	0
Stolen Property Offenses	1	0	0	0
Theft - Pocket-picking	0	0	0	0
Theft - Purse Snatching	0	0	0	0
Theft - Shoplifting	0	0	0	0
Theft From Building	26	9	6	1
Theft From Coin Machine	0	0	0	0
Theft From Motor Vehicle	12	1	0	0
Theft of Motor Vehicle Parts	6	0	0	0
Theft - All Other Larceny	37	6	3	0
Crimes Against Society				
Drug/Narcotic Violations	21	20	23	0
Drug/Narcotic Equipment Violations	8	8	2	0
Gambling - Betting/Wagering	0	0	0	0
Gambling - Operating/Promoting	0	0	0	0
Gambling - Equipment Violations	0	0	0	0
Gambling - Sports Tampering	0	0	0	0
Pornography/Obscene Material	0	0	0	0
Prostitution	0	0	0	0
Prostitution Assisting/Promoting	0	0	0	0
Purchasing Prostitution	0	0	0	0
Weapon Law Violations	5	5	3	0
Total Group A Offenses	364	132	76	10



Claiborne County Sheriff's Office - 2013

2012 Population Estimate	N/A
Offense Overview	
Offense Total	1,139
Number Cleared	499
Percent Cleared	43.81 %
Group A Crimes per 100,000 population	N/A
Arrest Overview	
Total Arrests	1,706
Adult Arrests	1,682
Juvenile Arrests	24
Unknown Age	0
Arrests per 100,000 population	N/A
Average number offenses/incident	1.19

Domestic Violence Victims		
Offense	Reported	Cleared
Murder	0	0
Aggravated Assault	51	43
Simple Assault	82	67
Intimidation	1	1
Stalking	0	0
Forcible Rape	1	1
Forcible Sodomy	0	0
Sexual Assault W/Object	0	0
Forcible Fondling	2	1
Incest	1	1
Statutory Rape	3	3
Kidnapping/Abduction	4	4
Total	145	121

TIBRS Group B Arrests		
Offense	Adult	Juvenile
Bad Checks	7	0
Curfew/Vagrancy	1	0
Disorderly Conduct	6	1
DUI	48	0
Drunkenness	28	2
Family-Non Violent	5	0
Liquor Law Violations	5	0
Peeping Tom	0	0
Trespass	9	0
All Other Offenses	1,156	8
Total Group B	1,265	11

TIBRS Group A Offenses	Offenses		Arrests	
	Reported	Cleared	Adult	Juvenile
Crimes Against Persons				
Murder	0	0	0	0
Negligent Manslaughter	0	0	0	0
Kidnapping/Abduction	6	6	2	0
Forcible Rape	2	1	0	1
Forcible Sodomy	0	0	0	0
Sexual Assault W/Object	2	1	0	0
Forcible Fondling	4	3	3	0
Incest	1	1	0	0
Statutory Rape	6	6	6	0
Aggravated Assault	104	82	65	2
Simple Assault	134	97	77	4
Intimidation	7	6	4	1
Stalking	0	0	0	0
Commercial Sex Acts	0	0	0	0
Involuntary Servitude	0	0	0	0
Crimes Against Property				
Arson	7	1	1	0
Bribery	0	0	0	0
Burglary	258	33	34	2
Counterfeiting/Forgery	16	7	4	0
Destruction/Damage/Vandalism	104	35	17	2
Embezzlement	2	0	0	0
Extortion/Blackmail	0	0	0	0
Fraud - False Pretenses	6	3	3	0
Fraud - Credit Card/ATM	1	0	0	0
Fraud - Impersonation	7	4	4	0
Fraud - Welfare	3	3	1	0
Fraud - Wire	0	0	0	0
Motor Vehicle Theft	38	9	10	0
Robbery	7	1	1	0
Stolen Property Offenses	0	0	0	0
Theft - Pocket-picking	3	1	2	0
Theft - Purse Snatching	0	0	0	0
Theft - Shoplifting	6	5	6	0
Theft From Building	90	21	24	0
Theft From Coin Machine	1	0	0	0
Theft From Motor Vehicle	29	4	6	0
Theft of Motor Vehicle Parts	32	3	3	0
Theft - All Other Larceny	105	11	7	0
Crimes Against Society				
Drug/Narcotic Violations	103	103	114	1
Drug/Narcotic Equipment Violations	40	39	20	0
Gambling - Betting/Wagering	0	0	0	0
Gambling - Operating/Promoting	0	0	0	0
Gambling - Equipment Violations	0	0	0	0
Gambling - Sports Tampering	0	0	0	0
Pornography/Obscene Material	1	0	0	0
Prostitution	1	1	1	0
Prostitution Assisting/Promoting	0	0	0	0
Purchasing Prostitution	1	1	1	0
Weapon Law Violations	12	11	1	0
Total Group A Offenses	1,139	499	417	13



Clay County Sheriff's Office - 2013

2012 Population Estimate	N/A
Offense Overview	
Offense Total	156
Number Cleared	87
Percent Cleared	55.77 %
Group A Crimes per 100,000 population	N/A
Arrest Overview	
Total Arrests	234
Adult Arrests	215
Juvenile Arrests	19
Unknown Age	0
Arrests per 100,000 population	N/A
Average number offenses/incident	1.19

Domestic Violence Victims		
Offense	Reported	Cleared
Murder	0	0
Aggravated Assault	2	2
Simple Assault	16	16
Intimidation	3	2
Stalking	0	0
Forcible Rape	0	0
Forcible Sodomy	0	0
Sexual Assault W/Object	0	0
Forcible Fondling	0	0
Incest	0	0
Statutory Rape	0	0
Kidnapping/Abduction	0	0
Total	21	20

TIBRS Group B Arrests		
Offense	Adult	Juvenile
Bad Checks	0	0
Curfew/Vagrancy	0	0
Disorderly Conduct	3	1
DUI	15	0
Drunkenness	3	1
Family-Non Violent	6	0
Liquor Law Violations	0	0
Peeping Tom	0	0
Trespass	2	0
All Other Offenses	132	0
Total Group B	161	2

TIBRS Group A Offenses	Offenses		Arrests	
	Reported	Cleared	Adult	Juvenile
Crimes Against Persons				
Murder	0	0	0	0
Negligent Manslaughter	0	0	0	0
Kidnapping/Abduction	1	1	1	0
Forcible Rape	0	0	0	0
Forcible Sodomy	0	0	0	0
Sexual Assault W/Object	0	0	0	0
Forcible Fondling	0	0	0	0
Incest	0	0	0	0
Statutory Rape	0	0	0	0
Aggravated Assault	8	8	3	1
Simple Assault	23	22	18	6
Intimidation	10	8	3	4
Stalking	0	0	0	0
Commercial Sex Acts	0	0	0	0
Involuntary Servitude	0	0	0	0
Crimes Against Property				
Arson	0	0	0	0
Bribery	0	0	0	0
Burglary	24	2	2	0
Counterfeiting/Forgery	0	0	0	0
Destruction/Damage/Vandalism	18	6	1	1
Embezzlement	0	0	0	0
Extortion/Blackmail	0	0	0	0
Fraud - False Pretenses	4	0	0	0
Fraud - Credit Card/ATM	1	0	0	0
Fraud - Impersonation	0	0	0	0
Fraud - Welfare	0	0	0	0
Fraud - Wire	0	0	0	0
Motor Vehicle Theft	1	0	0	0
Robbery	0	0	0	0
Stolen Property Offenses	0	0	0	0
Theft - Pocket-picking	0	0	0	0
Theft - Purse Snatching	0	0	0	0
Theft - Shoplifting	1	1	1	0
Theft From Building	2	1	1	0
Theft From Coin Machine	0	0	0	0
Theft From Motor Vehicle	7	0	0	0
Theft of Motor Vehicle Parts	1	0	0	0
Theft - All Other Larceny	20	5	2	3
Crimes Against Society				
Drug/Narcotic Violations	20	19	18	2
Drug/Narcotic Equipment Violations	13	12	3	0
Gambling - Betting/Wagering	0	0	0	0
Gambling - Operating/Promoting	0	0	0	0
Gambling - Equipment Violations	0	0	0	0
Gambling - Sports Tampering	0	0	0	0
Pornography/Obscene Material	0	0	0	0
Prostitution	0	0	0	0
Prostitution Assisting/Promoting	0	0	0	0
Purchasing Prostitution	0	0	0	0
Weapon Law Violations	2	2	1	0
Total Group A Offenses	156	87	54	17



2012 Population Estimate	N/A
Offense Overview	
Offense Total	1,694
Number Cleared	872
Percent Cleared	51.48 %
Group A Crimes per 100,000 population	N/A
Arrest Overview	
Total Arrests	1,724
Adult Arrests	1,694
Juvenile Arrests	30
Unknown Age	0
Arrests per 100,000 population	N/A
Average number offenses/incident	1.26

Domestic Violence Victims		
Offense	Reported	Cleared
Murder	0	0
Aggravated Assault	51	45
Simple Assault	128	103
Intimidation	20	16
Stalking	0	0
Forcible Rape	1	0
Forcible Sodomy	0	0
Sexual Assault W/Object	0	0
Forcible Fondling	2	2
Incest	2	0
Statutory Rape	1	0
Kidnapping/Abduction	1	1
Total	206	167

TIBRS Group B Arrests		
Offense	Adult	Juvenile
Bad Checks	8	0
Curfew/Vagrancy	0	0
Disorderly Conduct	7	3
DUI	89	0
Drunkenness	55	0
Family-Non Violent	15	0
Liquor Law Violations	20	5
Peeping Tom	0	0
Trespass	8	1
All Other Offenses	813	1
Total Group B	1,015	10

TIBRS Group A Offenses	Offenses		Arrests	
	Reported	Cleared	Adult	Juvenile
Crimes Against Persons				
Murder	0	0	0	0
Negligent Manslaughter	0	0	0	0
Kidnapping/Abduction	1	1	0	0
Forcible Rape	1	0	0	0
Forcible Sodomy	1	1	4	0
Sexual Assault W/Object	2	1	0	1
Forcible Fondling	2	2	1	1
Incest	2	0	0	0
Statutory Rape	3	2	2	0
Aggravated Assault	150	121	71	0
Simple Assault	198	158	138	2
Intimidation	42	21	19	1
Stalking	0	0	0	0
Commercial Sex Acts	0	0	0	0
Involuntary Servitude	0	0	0	0
Crimes Against Property				
Arson	13	0	0	0
Bribery	1	1	1	0
Burglary	294	50	52	1
Counterfeiting/Forgery	23	18	14	1
Destruction/Damage/Vandalism	174	39	19	4
Embezzlement	0	0	0	0
Extortion/Blackmail	0	0	0	0
Fraud - False Pretenses	43	23	12	0
Fraud - Credit Card/ATM	21	13	12	0
Fraud - Impersonation	1	1	1	0
Fraud - Welfare	0	0	0	0
Fraud - Wire	1	0	0	0
Motor Vehicle Theft	52	16	13	0
Robbery	11	6	8	0
Stolen Property Offenses	0	0	0	0
Theft - Pocket-picking	0	0	0	0
Theft - Purse Snatching	0	0	0	0
Theft - Shoplifting	4	2	2	0
Theft From Building	114	50	46	1
Theft From Coin Machine	3	0	0	0
Theft From Motor Vehicle	66	9	8	0
Theft of Motor Vehicle Parts	31	3	2	0
Theft - All Other Larceny	114	20	27	0
Crimes Against Society				
Drug/Narcotic Violations	176	175	183	8
Drug/Narcotic Equipment Violations	102	102	35	0
Gambling - Betting/Wagering	0	0	0	0
Gambling - Operating/Promoting	0	0	0	0
Gambling - Equipment Violations	0	0	0	0
Gambling - Sports Tampering	0	0	0	0
Pornography/Obscene Material	4	2	1	0
Prostitution	1	1	1	0
Prostitution Assisting/Promoting	0	0	0	0
Purchasing Prostitution	0	0	0	0
Weapon Law Violations	43	34	7	0
Total Group A Offenses	1,694	872	679	20



Coffee County Sheriff's Office - 2013

2012 Population Estimate	N/A
Offense Overview	
Offense Total	1,039
Number Cleared	417
Percent Cleared	40.13 %
Group A Crimes per 100,000 population	N/A
Arrest Overview	
Total Arrests	578
Adult Arrests	558
Juvenile Arrests	20
Unknown Age	0
Arrests per 100,000 population	N/A
Average number offenses/incident	1.12

Domestic Violence Victims		
Offense	Reported	Cleared
Murder	0	0
Aggravated Assault	21	14
Simple Assault	107	55
Intimidation	11	1
Stalking	0	0
Forcible Rape	0	0
Forcible Sodomy	1	1
Sexual Assault W/Object	0	0
Forcible Fondling	2	0
Incest	0	0
Statutory Rape	0	0
Kidnapping/Abduction	2	2
Total	144	73

TIBRS Group B Arrests		
Offense	Adult	Juvenile
Bad Checks	0	0
Curfew/Vagrancy	0	0
Disorderly Conduct	9	0
DUI	115	0
Drunkenness	42	0
Family-Non Violent	1	0
Liquor Law Violations	5	5
Peeping Tom	0	0
Trespass	2	1
All Other Offenses	29	0
Total Group B	203	6

TIBRS Group A Offenses	Offenses		Arrests	
	Reported	Cleared	Adult	Juvenile
Crimes Against Persons				
Murder	2	1	1	0
Negligent Manslaughter	0	0	0	0
Kidnapping/Abduction	3	3	2	0
Forcible Rape	3	1	1	0
Forcible Sodomy	3	1	1	0
Sexual Assault W/Object	0	0	0	0
Forcible Fondling	4	0	0	0
Incest	0	0	0	0
Statutory Rape	0	0	0	0
Aggravated Assault	49	24	21	2
Simple Assault	158	65	58	4
Intimidation	38	1	1	0
Stalking	0	0	0	0
Commercial Sex Acts	0	0	0	0
Involuntary Servitude	0	0	0	0
Crimes Against Property				
Arson	3	1	1	0
Bribery	0	0	0	0
Burglary	111	5	6	0
Counterfeiting/Forgery	2	0	0	0
Destruction/Damage/Vandalism	81	9	7	0
Embezzlement	1	0	0	0
Extortion/Blackmail	0	0	0	0
Fraud - False Pretenses	5	1	1	0
Fraud - Credit Card/ATM	5	0	0	0
Fraud - Impersonation	4	1	1	0
Fraud - Welfare	1	0	0	0
Fraud - Wire	0	0	0	0
Motor Vehicle Theft	42	2	2	0
Robbery	3	2	4	1
Stolen Property Offenses	0	0	0	0
Theft - Pocket-picking	0	0	0	0
Theft - Purse Snatching	0	0	0	0
Theft - Shoplifting	1	1	1	0
Theft From Building	57	1	1	0
Theft From Coin Machine	0	0	0	0
Theft From Motor Vehicle	38	1	1	0
Theft of Motor Vehicle Parts	5	1	1	0
Theft - All Other Larceny	125	5	4	1
Crimes Against Society				
Drug/Narcotic Violations	235	234	227	5
Drug/Narcotic Equipment Violations	52	50	10	1
Gambling - Betting/Wagering	0	0	0	0
Gambling - Operating/Promoting	0	0	0	0
Gambling - Equipment Violations	0	0	0	0
Gambling - Sports Tampering	0	0	0	0
Pornography/Obscene Material	1	0	0	0
Prostitution	0	0	0	0
Prostitution Assisting/Promoting	0	0	0	0
Purchasing Prostitution	0	0	0	0
Weapon Law Violations	7	7	3	0
Total Group A Offenses	1,039	417	355	14



2012 Population Estimate	N/A
Offense Overview	
Offense Total	381
Number Cleared	151
Percent Cleared	39.63 %
Group A Crimes per 100,000 population	N/A
Arrest Overview	
Total Arrests	450
Adult Arrests	440
Juvenile Arrests	10
Unknown Age	0
Arrests per 100,000 population	N/A
Average number offenses/incident	1.19

Domestic Violence Victims		
Offense	Reported	Cleared
Murder	0	0
Aggravated Assault	17	16
Simple Assault	25	23
Intimidation	12	8
Stalking	0	0
Forcible Rape	0	0
Forcible Sodomy	1	1
Sexual Assault W/Object	1	1
Forcible Fondling	0	0
Incest	0	0
Statutory Rape	0	0
Kidnapping/Abduction	0	0
Total	56	49

TIBRS Group B Arrests		
Offense	Adult	Juvenile
Bad Checks	37	0
Curfew/Vagrancy	0	0
Disorderly Conduct	3	0
DUI	22	0
Drunkenness	14	0
Family-Non Violent	6	0
Liquor Law Violations	1	3
Peeping Tom	0	0
Trespass	2	0
All Other Offenses	223	0
Total Group B	308	3

TIBRS Group A Offenses	Offenses		Arrests	
	Reported	Cleared	Adult	Juvenile
Crimes Against Persons				
Murder	0	0	0	0
Negligent Manslaughter	0	0	0	0
Kidnapping/Abduction	0	0	0	0
Forcible Rape	0	0	0	0
Forcible Sodomy	1	1	0	1
Sexual Assault W/Object	1	1	1	0
Forcible Fondling	2	2	2	0
Incest	0	0	0	0
Statutory Rape	0	0	0	0
Aggravated Assault	35	28	26	1
Simple Assault	52	37	32	2
Intimidation	32	14	13	0
Stalking	2	0	0	0
Commercial Sex Acts	0	0	0	0
Involuntary Servitude	0	0	0	0
Crimes Against Property				
Arson	0	0	0	0
Bribery	0	0	0	0
Burglary	29	3	3	0
Counterfeiting/Forgery	2	2	3	0
Destruction/Damage/Vandalism	76	9	9	0
Embezzlement	1	1	1	0
Extortion/Blackmail	0	0	0	0
Fraud - False Pretenses	4	2	1	0
Fraud - Credit Card/ATM	1	0	0	0
Fraud - Impersonation	0	0	0	0
Fraud - Welfare	0	0	0	0
Fraud - Wire	3	1	0	1
Motor Vehicle Theft	9	2	0	0
Robbery	0	0	0	0
Stolen Property Offenses	0	0	0	0
Theft - Pocket-picking	0	0	0	0
Theft - Purse Snatching	0	0	0	0
Theft - Shoplifting	0	0	0	0
Theft From Building	31	7	7	0
Theft From Coin Machine	0	0	0	0
Theft From Motor Vehicle	13	1	1	0
Theft of Motor Vehicle Parts	8	0	0	0
Theft - All Other Larceny	42	3	3	0
Crimes Against Society				
Drug/Narcotic Violations	21	21	25	2
Drug/Narcotic Equipment Violations	11	11	2	0
Gambling - Betting/Wagering	0	0	0	0
Gambling - Operating/Promoting	0	0	0	0
Gambling - Equipment Violations	0	0	0	0
Gambling - Sports Tampering	0	0	0	0
Pornography/Obscene Material	0	0	0	0
Prostitution	0	0	0	0
Prostitution Assisting/Promoting	0	0	0	0
Purchasing Prostitution	0	0	0	0
Weapon Law Violations	5	5	3	0
Total Group A Offenses	381	151	132	7



Cumberland County Sheriff's Office - 2013

2012 Population Estimate	N/A
Offense Overview	
Offense Total	1,549
Number Cleared	579
Percent Cleared	37.38 %
Group A Crimes per 100,000 population	N/A
Arrest Overview	
Total Arrests	1,982
Adult Arrests	1,981
Juvenile Arrests	1
Unknown Age	0
Arrests per 100,000 population	N/A
Average number offenses/incident	1.14

Domestic Violence Victims		
Offense	Reported	Cleared
Murder	0	0
Aggravated Assault	23	23
Simple Assault	85	84
Intimidation	5	5
Stalking	0	0
Forcible Rape	1	1
Forcible Sodomy	0	0
Sexual Assault W/Object	0	0
Forcible Fondling	1	1
Incest	0	0
Statutory Rape	1	1
Kidnapping/Abduction	0	0
Total	116	115

TIBRS Group B Arrests		
Offense	Adult	Juvenile
Bad Checks	24	0
Curfew/Vagrancy	0	0
Disorderly Conduct	21	0
DUI	108	0
Drunkenness	56	0
Family-Non Violent	35	0
Liquor Law Violations	21	0
Peeping Tom	0	0
Trespass	19	0
All Other Offenses	1,217	0
Total Group B	1,501	0

TIBRS Group A Offenses	Offenses		Arrests	
	Reported	Cleared	Adult	Juvenile
Crimes Against Persons				
Murder	5	5	3	0
Negligent Manslaughter	0	0	0	0
Kidnapping/Abduction	1	0	0	0
Forcible Rape	2	1	1	0
Forcible Sodomy	0	0	0	0
Sexual Assault W/Object	0	0	0	0
Forcible Fondling	1	1	1	0
Incest	0	0	0	0
Statutory Rape	1	1	0	0
Aggravated Assault	56	55	37	0
Simple Assault	115	106	96	1
Intimidation	10	8	8	0
Stalking	0	0	0	0
Commercial Sex Acts	0	0	0	0
Involuntary Servitude	0	0	0	0
Crimes Against Property				
Arson	4	0	0	0
Bribery	0	0	0	0
Burglary	329	42	51	0
Counterfeiting/Forgery	10	2	2	0
Destruction/Damage/Vandalism	169	16	10	0
Embezzlement	0	0	0	0
Extortion/Blackmail	0	0	0	0
Fraud - False Pretenses	2	0	0	0
Fraud - Credit Card/ATM	6	1	1	0
Fraud - Impersonation	1	0	0	0
Fraud - Welfare	0	0	0	0
Fraud - Wire	1	0	0	0
Motor Vehicle Theft	95	15	12	0
Robbery	5	1	0	0
Stolen Property Offenses	1	1	0	0
Theft - Pocket-picking	0	0	0	0
Theft - Purse Snatching	0	0	0	0
Theft - Shoplifting	7	4	6	0
Theft From Building	161	15	14	0
Theft From Coin Machine	0	0	0	0
Theft From Motor Vehicle	77	4	3	0
Theft of Motor Vehicle Parts	28	3	2	0
Theft - All Other Larceny	174	12	10	0
Crimes Against Society				
Drug/Narcotic Violations	160	159	188	0
Drug/Narcotic Equipment Violations	101	101	19	0
Gambling - Betting/Wagering	0	0	0	0
Gambling - Operating/Promoting	0	0	0	0
Gambling - Equipment Violations	0	0	0	0
Gambling - Sports Tampering	0	0	0	0
Pornography/Obscene Material	1	0	0	0
Prostitution	0	0	0	0
Prostitution Assisting/Promoting	1	1	1	0
Purchasing Prostitution	0	0	0	0
Weapon Law Violations	25	25	15	0
Total Group A Offenses	1,549	579	480	1



Decatur County Sheriff's Office - 2013

2012 Population Estimate	N/A
Offense Overview	
Offense Total	517
Number Cleared	136
Percent Cleared	26.31 %
Group A Crimes per 100,000 population	N/A
Arrest Overview	
Total Arrests	292
Adult Arrests	282
Juvenile Arrests	10
Unknown Age	0
Arrests per 100,000 population	N/A
Average number offenses/incident	1.10

Domestic Violence Victims		
Offense	Reported	Cleared
Murder	0	0
Aggravated Assault	16	11
Simple Assault	31	25
Intimidation	10	4
Stalking	0	0
Forcible Rape	1	1
Forcible Sodomy	0	0
Sexual Assault W/Object	0	0
Forcible Fondling	0	0
Incest	0	0
Statutory Rape	0	0
Kidnapping/Abduction	0	0
Total	58	41

TIBRS Group B Arrests		
Offense	Adult	Juvenile
Bad Checks	16	0
Curfew/Vagrancy	0	0
Disorderly Conduct	11	0
DUI	22	0
Drunkenness	19	0
Family-Non Violent	0	0
Liquor Law Violations	1	1
Peeping Tom	0	0
Trespass	3	0
All Other Offenses	87	2
Total Group B	159	3

TIBRS Group A Offenses	Offenses		Arrests	
	Reported	Cleared	Adult	Juvenile
Crimes Against Persons				
Murder	1	0	0	0
Negligent Manslaughter	0	0	0	0
Kidnapping/Abduction	1	1	0	0
Forcible Rape	3	3	1	0
Forcible Sodomy	0	0	0	0
Sexual Assault W/Object	1	0	0	0
Forcible Fondling	4	1	1	0
Incest	0	0	0	0
Statutory Rape	0	0	0	0
Aggravated Assault	42	20	22	2
Simple Assault	68	47	36	5
Intimidation	52	7	8	0
Stalking	2	0	0	0
Commercial Sex Acts	0	0	0	0
Involuntary Servitude	0	0	0	0
Crimes Against Property				
Arson	0	0	0	0
Bribery	0	0	0	0
Burglary	67	6	6	0
Counterfeiting/Forgery	2	0	0	0
Destruction/Damage/Vandalism	81	5	3	0
Embezzlement	1	0	0	0
Extortion/Blackmail	0	0	0	0
Fraud - False Pretenses	9	4	4	0
Fraud - Credit Card/ATM	3	0	0	0
Fraud - Impersonation	1	0	0	0
Fraud - Welfare	0	0	0	0
Fraud - Wire	2	0	0	0
Motor Vehicle Theft	22	4	1	0
Robbery	0	0	0	0
Stolen Property Offenses	1	1	1	0
Theft - Pocket-picking	0	0	0	0
Theft - Purse Snatching	0	0	0	0
Theft - Shoplifting	0	0	0	0
Theft From Building	13	2	2	0
Theft From Coin Machine	0	0	0	0
Theft From Motor Vehicle	11	1	1	0
Theft of Motor Vehicle Parts	16	1	1	0
Theft - All Other Larceny	82	7	11	0
Crimes Against Society				
Drug/Narcotic Violations	20	17	18	0
Drug/Narcotic Equipment Violations	7	6	4	0
Gambling - Betting/Wagering	0	0	0	0
Gambling - Operating/Promoting	0	0	0	0
Gambling - Equipment Violations	0	0	0	0
Gambling - Sports Tampering	0	0	0	0
Pornography/Obscene Material	0	0	0	0
Prostitution	0	0	0	0
Prostitution Assisting/Promoting	0	0	0	0
Purchasing Prostitution	0	0	0	0
Weapon Law Violations	4	3	3	0
Total Group A Offenses	517	136	123	7



2012 Population Estimate	N/A
Offense Overview	
Offense Total	695
Number Cleared	404
Percent Cleared	58.13 %
Group A Crimes per 100,000 population	N/A
Arrest Overview	
Total Arrests	923
Adult Arrests	897
Juvenile Arrests	26
Unknown Age	0
Arrests per 100,000 population	N/A
Average number offenses/incident	1.10

Domestic Violence Victims		
Offense	Reported	Cleared
Murder	0	0
Aggravated Assault	2	2
Simple Assault	50	50
Intimidation	2	1
Stalking	0	0
Forcible Rape	0	0
Forcible Sodomy	0	0
Sexual Assault W/Object	0	0
Forcible Fondling	0	0
Incest	0	0
Statutory Rape	0	0
Kidnapping/Abduction	0	0
Total	54	53

TIBRS Group B Arrests		
Offense	Adult	Juvenile
Bad Checks	25	0
Curfew/Vagrancy	0	0
Disorderly Conduct	2	8
DUI	56	0
Drunkenness	23	0
Family-Non Violent	3	0
Liquor Law Violations	0	0
Peeping Tom	0	0
Trespass	12	0
All Other Offenses	458	3
Total Group B	579	11

TIBRS Group A Offenses	Offenses		Arrests	
	Reported	Cleared	Adult	Juvenile
Crimes Against Persons				
Murder	0	0	0	0
Negligent Manslaughter	0	0	0	0
Kidnapping/Abduction	0	0	0	0
Forcible Rape	0	0	0	0
Forcible Sodomy	1	1	1	0
Sexual Assault W/Object	0	0	0	0
Forcible Fondling	0	0	0	0
Incest	0	0	0	0
Statutory Rape	1	0	0	0
Aggravated Assault	9	9	10	0
Simple Assault	97	84	73	9
Intimidation	11	4	4	0
Stalking	4	4	3	0
Commercial Sex Acts	0	0	0	0
Involuntary Servitude	0	0	0	0
Crimes Against Property				
Arson	1	0	0	0
Bribery	0	0	0	0
Burglary	85	11	14	0
Counterfeiting/Forgery	8	8	5	0
Destruction/Damage/Vandalism	70	27	11	2
Embezzlement	0	0	0	0
Extortion/Blackmail	0	0	0	0
Fraud - False Pretenses	6	6	0	0
Fraud - Credit Card/ATM	12	2	2	0
Fraud - Impersonation	2	1	1	0
Fraud - Welfare	0	0	0	0
Fraud - Wire	0	0	0	0
Motor Vehicle Theft	24	5	5	0
Robbery	1	0	0	0
Stolen Property Offenses	0	0	0	0
Theft - Pocket-picking	1	0	0	0
Theft - Purse Snatching	0	0	0	0
Theft - Shoplifting	5	3	3	0
Theft From Building	52	19	14	2
Theft From Coin Machine	2	2	3	0
Theft From Motor Vehicle	21	8	6	0
Theft of Motor Vehicle Parts	14	3	3	0
Theft - All Other Larceny	80	19	15	0
Crimes Against Society				
Drug/Narcotic Violations	156	156	124	0
Drug/Narcotic Equipment Violations	24	24	16	2
Gambling - Betting/Wagering	0	0	0	0
Gambling - Operating/Promoting	0	0	0	0
Gambling - Equipment Violations	0	0	0	0
Gambling - Sports Tampering	0	0	0	0
Pornography/Obscene Material	0	0	0	0
Prostitution	0	0	0	0
Prostitution Assisting/Promoting	0	0	0	0
Purchasing Prostitution	0	0	0	0
Weapon Law Violations	8	8	5	0
Total Group A Offenses	695	404	318	15



Dickson County Sheriff's Office - 2013

2012 Population Estimate	N/A
Offense Overview	
Offense Total	1,380
Number Cleared	494
Percent Cleared	35.80 %
Group A Crimes per 100,000 population	N/A
Arrest Overview	
Total Arrests	1,706
Adult Arrests	1,662
Juvenile Arrests	44
Unknown Age	0
Arrests per 100,000 population	N/A
Average number offenses/incident	1.06

Domestic Violence Victims		
Offense	Reported	Cleared
Murder	0	0
Aggravated Assault	51	43
Simple Assault	128	97
Intimidation	54	13
Stalking	0	0
Forcible Rape	2	0
Forcible Sodomy	0	0
Sexual Assault W/Object	2	1
Forcible Fondling	4	0
Incest	0	0
Statutory Rape	0	0
Kidnapping/Abduction	0	0
Total	241	154

TIBRS Group B Arrests		
Offense	Adult	Juvenile
Bad Checks	66	0
Curfew/Vagrancy	0	0
Disorderly Conduct	4	0
DUI	95	0
Drunkenness	43	0
Family-Non Violent	9	0
Liquor Law Violations	0	0
Peeping Tom	0	0
Trespass	8	0
All Other Offenses	1,059	28
Total Group B	1,284	28

TIBRS Group A Offenses	Offenses		Arrests	
	Reported	Cleared	Adult	Juvenile
Crimes Against Persons				
Murder	0	0	0	0
Negligent Manslaughter	0	0	0	0
Kidnapping/Abduction	0	0	0	0
Forcible Rape	5	0	0	0
Forcible Sodomy	1	0	0	0
Sexual Assault W/Object	2	1	0	0
Forcible Fondling	9	1	2	0
Incest	0	0	0	0
Statutory Rape	0	0	0	0
Aggravated Assault	107	81	59	2
Simple Assault	205	132	95	6
Intimidation	109	23	11	0
Stalking	1	0	0	0
Commercial Sex Acts	0	0	0	0
Involuntary Servitude	0	0	0	0
Crimes Against Property				
Arson	6	5	5	0
Bribery	0	0	0	0
Burglary	197	26	25	0
Counterfeiting/Forgery	14	8	4	0
Destruction/Damage/Vandalism	132	12	8	2
Embezzlement	2	1	0	0
Extortion/Blackmail	0	0	0	0
Fraud - False Pretenses	74	34	29	0
Fraud - Credit Card/ATM	8	0	0	0
Fraud - Impersonation	27	2	1	0
Fraud - Welfare	0	0	0	0
Fraud - Wire	4	0	0	0
Motor Vehicle Theft	28	6	3	0
Robbery	6	3	3	0
Stolen Property Offenses	1	1	0	0
Theft - Pocket-picking	2	0	2	0
Theft - Purse Snatching	2	0	0	0
Theft - Shoplifting	4	2	2	0
Theft From Building	38	4	3	0
Theft From Coin Machine	2	0	0	0
Theft From Motor Vehicle	52	3	3	0
Theft of Motor Vehicle Parts	12	2	2	2
Theft - All Other Larceny	189	22	18	0
Crimes Against Society				
Drug/Narcotic Violations	98	91	76	3
Drug/Narcotic Equipment Violations	28	22	15	0
Gambling - Betting/Wagering	0	0	0	0
Gambling - Operating/Promoting	0	0	0	0
Gambling - Equipment Violations	0	0	0	0
Gambling - Sports Tampering	0	0	0	0
Pornography/Obscene Material	5	4	2	1
Prostitution	0	0	0	0
Prostitution Assisting/Promoting	0	0	0	0
Purchasing Prostitution	0	0	0	0
Weapon Law Violations	10	8	10	0
Total Group A Offenses	1,380	494	378	16



Dyer County Sheriff's Office - 2013

2012 Population Estimate	N/A
Offense Overview	
Offense Total	556
Number Cleared	245
Percent Cleared	44.06 %
Group A Crimes per 100,000 population	N/A
Arrest Overview	
Total Arrests	784
Adult Arrests	749
Juvenile Arrests	35
Unknown Age	0
Arrests per 100,000 population	N/A
Average number offenses/incident	1.14

Domestic Violence Victims		
Offense	Reported	Cleared
Murder	0	0
Aggravated Assault	29	24
Simple Assault	46	31
Intimidation	5	1
Stalking	2	0
Forcible Rape	1	0
Forcible Sodomy	0	0
Sexual Assault W/Object	0	0
Forcible Fondling	0	0
Incest	0	0
Statutory Rape	0	0
Kidnapping/Abduction	2	2
Total	85	58

TIBRS Group B Arrests		
Offense	Adult	Juvenile
Bad Checks	1	0
Curfew/Vagrancy	0	0
Disorderly Conduct	3	0
DUI	25	0
Drunkenness	13	1
Family-Non Violent	6	2
Liquor Law Violations	6	1
Peeping Tom	0	0
Trespass	5	0
All Other Offenses	458	22
Total Group B	517	26

TIBRS Group A Offenses	Offenses		Arrests	
	Reported	Cleared	Adult	Juvenile
Crimes Against Persons				
Murder	0	0	0	0
Negligent Manslaughter	0	0	0	0
Kidnapping/Abduction	2	2	0	0
Forcible Rape	3	0	0	0
Forcible Sodomy	0	0	0	0
Sexual Assault W/Object	0	0	0	0
Forcible Fondling	0	0	0	0
Incest	0	0	0	0
Statutory Rape	0	0	0	0
Aggravated Assault	49	40	26	4
Simple Assault	68	43	31	0
Intimidation	10	1	0	0
Stalking	3	0	0	0
Commercial Sex Acts	0	0	0	0
Involuntary Servitude	0	0	0	0
Crimes Against Property				
Arson	0	0	0	0
Bribery	0	0	0	0
Burglary	62	9	8	0
Counterfeiting/Forgery	5	2	1	0
Destruction/Damage/Vandalism	63	12	13	4
Embezzlement	0	0	0	0
Extortion/Blackmail	0	0	0	0
Fraud - False Pretenses	0	0	0	0
Fraud - Credit Card/ATM	2	0	0	0
Fraud - Impersonation	0	0	0	0
Fraud - Welfare	0	0	0	0
Fraud - Wire	0	0	0	0
Motor Vehicle Theft	16	4	3	0
Robbery	0	0	0	0
Stolen Property Offenses	0	0	0	0
Theft - Pocket-picking	0	0	0	0
Theft - Purse Snatching	0	0	0	0
Theft - Shoplifting	1	0	0	0
Theft From Building	31	4	4	0
Theft From Coin Machine	1	0	0	0
Theft From Motor Vehicle	16	1	1	0
Theft of Motor Vehicle Parts	4	1	1	0
Theft - All Other Larceny	80	11	11	0
Crimes Against Society				
Drug/Narcotic Violations	73	60	69	1
Drug/Narcotic Equipment Violations	59	51	61	0
Gambling - Betting/Wagering	0	0	0	0
Gambling - Operating/Promoting	0	0	0	0
Gambling - Equipment Violations	0	0	0	0
Gambling - Sports Tampering	0	0	0	0
Pornography/Obscene Material	1	0	0	0
Prostitution	0	0	0	0
Prostitution Assisting/Promoting	0	0	0	0
Purchasing Prostitution	0	0	0	0
Weapon Law Violations	7	4	3	0
Total Group A Offenses	556	245	232	9



Fayette County Sheriff's Office - 2013

2012 Population Estimate	N/A
Offense Overview	
Offense Total	836
Number Cleared	239
Percent Cleared	28.59 %
Group A Crimes per 100,000 population	N/A
Arrest Overview	
Total Arrests	667
Adult Arrests	640
Juvenile Arrests	27
Unknown Age	0
Arrests per 100,000 population	N/A
Average number offenses/incident	1.11

Domestic Violence Victims		
Offense	Reported	Cleared
Murder	0	0
Aggravated Assault	19	15
Simple Assault	70	46
Intimidation	7	0
Stalking	0	0
Forcible Rape	0	0
Forcible Sodomy	0	0
Sexual Assault W/Object	0	0
Forcible Fondling	0	0
Incest	0	0
Statutory Rape	0	0
Kidnapping/Abduction	0	0
Total	96	61

TIBRS Group B Arrests		
Offense	Adult	Juvenile
Bad Checks	24	0
Curfew/Vagrancy	0	0
Disorderly Conduct	4	0
DUI	57	0
Drunkenness	7	1
Family-Non Violent	1	0
Liquor Law Violations	2	0
Peeping Tom	0	0
Trespass	6	0
All Other Offenses	339	1
Total Group B	440	2

TIBRS Group A Offenses	Offenses		Arrests	
	Reported	Cleared	Adult	Juvenile
Crimes Against Persons				
Murder	0	0	0	0
Negligent Manslaughter	0	0	0	0
Kidnapping/Abduction	1	1	1	0
Forcible Rape	1	0	0	0
Forcible Sodomy	0	0	0	0
Sexual Assault W/Object	0	0	0	0
Forcible Fondling	2	0	0	0
Incest	0	0	0	0
Statutory Rape	0	0	0	0
Aggravated Assault	63	37	34	1
Simple Assault	151	85	67	12
Intimidation	55	1	1	0
Stalking	0	0	0	0
Commercial Sex Acts	0	0	0	0
Involuntary Servitude	0	0	0	0
Crimes Against Property				
Arson	0	0	0	0
Bribery	0	0	0	0
Burglary	70	4	4	0
Counterfeiting/Forgery	2	0	0	0
Destruction/Damage/Vandalism	110	10	6	3
Embezzlement	0	0	0	0
Extortion/Blackmail	0	0	0	0
Fraud - False Pretenses	2	0	0	0
Fraud - Credit Card/ATM	6	0	0	0
Fraud - Impersonation	20	0	0	0
Fraud - Welfare	0	0	0	0
Fraud - Wire	1	0	0	0
Motor Vehicle Theft	33	5	3	1
Robbery	5	1	4	0
Stolen Property Offenses	0	0	0	0
Theft - Pocket-picking	1	0	0	0
Theft - Purse Snatching	0	0	0	0
Theft - Shoplifting	0	0	0	0
Theft From Building	77	3	2	0
Theft From Coin Machine	0	0	0	0
Theft From Motor Vehicle	42	0	0	0
Theft of Motor Vehicle Parts	2	0	0	0
Theft - All Other Larceny	97	6	7	0
Crimes Against Society				
Drug/Narcotic Violations	75	68	69	6
Drug/Narcotic Equipment Violations	15	14	2	0
Gambling - Betting/Wagering	0	0	0	0
Gambling - Operating/Promoting	0	0	0	0
Gambling - Equipment Violations	0	0	0	0
Gambling - Sports Tampering	0	0	0	0
Pornography/Obscene Material	0	0	0	0
Prostitution	0	0	0	0
Prostitution Assisting/Promoting	0	0	0	0
Purchasing Prostitution	0	0	0	0
Weapon Law Violations	5	4	0	2
Total Group A Offenses	836	239	200	25



Fentress County Sheriff's Office - 2013

2012 Population Estimate	N/A
Offense Overview	
Offense Total	669
Number Cleared	265
Percent Cleared	39.61 %
Group A Crimes per 100,000 population	N/A
Arrest Overview	
Total Arrests	574
Adult Arrests	572
Juvenile Arrests	2
Unknown Age	0
Arrests per 100,000 population	N/A
Average number offenses/incident	1.13

Domestic Violence Victims		
Offense	Reported	Cleared
Murder	0	0
Aggravated Assault	13	13
Simple Assault	52	41
Intimidation	11	3
Stalking	1	1
Forcible Rape	0	0
Forcible Sodomy	0	0
Sexual Assault W/Object	1	0
Forcible Fondling	0	0
Incest	0	0
Statutory Rape	1	1
Kidnapping/Abduction	0	0
Total	79	59

TIBRS Group B Arrests		
Offense	Adult	Juvenile
Bad Checks	3	0
Curfew/Vagrancy	0	0
Disorderly Conduct	0	0
DUI	49	0
Drunkenness	13	0
Family-Non Violent	3	1
Liquor Law Violations	3	0
Peeping Tom	0	0
Trespass	6	0
All Other Offenses	242	0
Total Group B	319	1

TIBRS Group A Offenses	Offenses		Arrests	
	Reported	Cleared	Adult	Juvenile
Crimes Against Persons				
Murder	0	0	0	0
Negligent Manslaughter	0	0	0	0
Kidnapping/Abduction	0	0	0	0
Forcible Rape	0	0	0	0
Forcible Sodomy	2	0	0	0
Sexual Assault W/Object	1	0	0	0
Forcible Fondling	1	0	0	0
Incest	0	0	0	0
Statutory Rape	3	3	2	0
Aggravated Assault	21	20	18	0
Simple Assault	80	57	52	0
Intimidation	36	11	6	0
Stalking	2	2	1	0
Commercial Sex Acts	0	0	0	0
Involuntary Servitude	0	0	0	0
Crimes Against Property				
Arson	1	1	0	0
Bribery	0	0	0	0
Burglary	117	11	14	0
Counterfeiting/Forgery	10	5	4	0
Destruction/Damage/Vandalism	75	8	7	1
Embezzlement	0	0	0	0
Extortion/Blackmail	0	0	0	0
Fraud - False Pretenses	13	2	1	0
Fraud - Credit Card/ATM	7	2	2	0
Fraud - Impersonation	1	0	0	0
Fraud - Welfare	0	0	0	0
Fraud - Wire	0	0	0	0
Motor Vehicle Theft	13	0	0	0
Robbery	2	0	0	0
Stolen Property Offenses	0	0	0	0
Theft - Pocket-picking	0	0	0	0
Theft - Purse Snatching	0	0	0	0
Theft - Shoplifting	13	8	12	0
Theft From Building	55	9	11	0
Theft From Coin Machine	0	0	0	0
Theft From Motor Vehicle	23	3	3	0
Theft of Motor Vehicle Parts	9	0	0	0
Theft - All Other Larceny	73	12	17	0
Crimes Against Society				
Drug/Narcotic Violations	61	61	74	0
Drug/Narcotic Equipment Violations	44	44	24	0
Gambling - Betting/Wagering	0	0	0	0
Gambling - Operating/Promoting	0	0	0	0
Gambling - Equipment Violations	1	1	1	0
Gambling - Sports Tampering	0	0	0	0
Pornography/Obscene Material	0	0	0	0
Prostitution	0	0	0	0
Prostitution Assisting/Promoting	0	0	0	0
Purchasing Prostitution	0	0	0	0
Weapon Law Violations	5	5	4	0
Total Group A Offenses	669	265	253	1



Franklin County Sheriff's Office - 2013

2012 Population Estimate	N/A
Offense Overview	
Offense Total	735
Number Cleared	342
Percent Cleared	46.53 %
Group A Crimes per 100,000 population	N/A
Arrest Overview	
Total Arrests	1,695
Adult Arrests	1,629
Juvenile Arrests	66
Unknown Age	0
Arrests per 100,000 population	N/A
Average number offenses/incident	1.11

Domestic Violence Victims		
Offense	Reported	Cleared
Murder	0	0
Aggravated Assault	18	15
Simple Assault	44	33
Intimidation	33	8
Stalking	0	0
Forcible Rape	1	1
Forcible Sodomy	0	0
Sexual Assault W/Object	0	0
Forcible Fondling	1	1
Incest	0	0
Statutory Rape	0	0
Kidnapping/Abduction	0	0
Total	97	58

TIBRS Group B Arrests		
Offense	Adult	Juvenile
Bad Checks	33	0
Curfew/Vagrancy	0	0
Disorderly Conduct	16	12
DUI	51	0
Drunkenness	21	0
Family-Non Violent	0	0
Liquor Law Violations	1	3
Peeping Tom	0	0
Trespass	4	0
All Other Offenses	1,307	15
Total Group B	1,433	30

TIBRS Group A Offenses	Offenses		Arrests	
	Reported	Cleared	Adult	Juvenile
Crimes Against Persons				
Murder	1	1	4	0
Negligent Manslaughter	0	0	0	0
Kidnapping/Abduction	0	0	0	0
Forcible Rape	6	4	3	0
Forcible Sodomy	0	0	0	0
Sexual Assault W/Object	0	0	0	0
Forcible Fondling	4	4	1	2
Incest	0	0	0	0
Statutory Rape	1	1	0	0
Aggravated Assault	39	29	16	1
Simple Assault	84	57	39	14
Intimidation	92	29	8	8
Stalking	8	1	0	0
Commercial Sex Acts	0	0	0	0
Involuntary Servitude	0	0	0	0
Crimes Against Property				
Arson	3	2	1	0
Bribery	0	0	0	0
Burglary	44	9	8	0
Counterfeiting/Forgery	7	2	2	0
Destruction/Damage/Vandalism	95	28	3	2
Embezzlement	0	0	0	0
Extortion/Blackmail	0	0	0	0
Fraud - False Pretenses	13	5	5	0
Fraud - Credit Card/ATM	6	0	0	0
Fraud - Impersonation	11	2	1	0
Fraud - Welfare	0	0	0	0
Fraud - Wire	4	0	0	0
Motor Vehicle Theft	28	8	6	0
Robbery	4	3	2	0
Stolen Property Offenses	0	0	0	0
Theft - Pocket-picking	0	0	0	0
Theft - Purse Snatching	0	0	0	0
Theft - Shoplifting	0	0	0	0
Theft From Building	107	31	9	3
Theft From Coin Machine	0	0	0	0
Theft From Motor Vehicle	34	8	1	1
Theft of Motor Vehicle Parts	5	0	0	0
Theft - All Other Larceny	22	8	5	0
Crimes Against Society				
Drug/Narcotic Violations	78	74	72	2
Drug/Narcotic Equipment Violations	34	31	8	0
Gambling - Betting/Wagering	0	0	0	0
Gambling - Operating/Promoting	0	0	0	0
Gambling - Equipment Violations	0	0	0	0
Gambling - Sports Tampering	0	0	0	0
Pornography/Obscene Material	0	0	0	0
Prostitution	0	0	0	0
Prostitution Assisting/Promoting	0	0	0	0
Purchasing Prostitution	0	0	0	0
Weapon Law Violations	5	5	2	3
Total Group A Offenses	735	342	196	36



2012 Population Estimate	N/A
Offense Overview	
Offense Total	636
Number Cleared	234
Percent Cleared	36.79 %
Group A Crimes per 100,000 population	N/A
Arrest Overview	
Total Arrests	544
Adult Arrests	506
Juvenile Arrests	38
Unknown Age	0
Arrests per 100,000 population	N/A
Average number offenses/incident	1.15

Domestic Violence Victims		
Offense	Reported	Cleared
Murder	1	1
Aggravated Assault	26	23
Simple Assault	113	84
Intimidation	23	13
Stalking	1	1
Forcible Rape	1	0
Forcible Sodomy	0	0
Sexual Assault W/Object	0	0
Forcible Fondling	3	1
Incest	0	0
Statutory Rape	1	1
Kidnapping/Abduction	2	1
Total	171	125

TIBRS Group B Arrests		
Offense	Adult	Juvenile
Bad Checks	100	0
Curfew/Vagrancy	0	0
Disorderly Conduct	1	0
DUI	22	0
Drunkenness	8	4
Family-Non Violent	13	0
Liquor Law Violations	1	18
Peeping Tom	0	0
Trespass	0	0
All Other Offenses	255	0
Total Group B	400	22

TIBRS Group A Offenses	Offenses		Arrests	
	Reported	Cleared	Adult	Juvenile
Crimes Against Persons				
Murder	3	3	2	0
Negligent Manslaughter	0	0	0	0
Kidnapping/Abduction	2	1	0	0
Forcible Rape	1	0	0	0
Forcible Sodomy	2	2	1	1
Sexual Assault W/Object	0	0	0	0
Forcible Fondling	3	1	0	0
Incest	0	0	0	0
Statutory Rape	3	3	3	0
Aggravated Assault	50	34	21	0
Simple Assault	142	96	40	2
Intimidation	49	23	3	0
Stalking	2	1	0	0
Commercial Sex Acts	0	0	0	0
Involuntary Servitude	0	0	0	0
Crimes Against Property				
Arson	0	0	0	0
Bribery	0	0	0	0
Burglary	110	15	10	0
Counterfeiting/Forgery	1	0	0	0
Destruction/Damage/Vandalism	55	15	7	6
Embezzlement	0	0	0	0
Extortion/Blackmail	0	0	0	0
Fraud - False Pretenses	28	0	0	0
Fraud - Credit Card/ATM	1	1	0	0
Fraud - Impersonation	3	0	0	0
Fraud - Welfare	1	0	0	0
Fraud - Wire	0	0	0	0
Motor Vehicle Theft	15	3	3	0
Robbery	1	0	0	0
Stolen Property Offenses	0	0	0	0
Theft - Pocket-picking	0	0	0	0
Theft - Purse Snatching	0	0	0	0
Theft - Shoplifting	0	0	0	0
Theft From Building	32	12	3	3
Theft From Coin Machine	1	1	0	0
Theft From Motor Vehicle	35	0	0	0
Theft of Motor Vehicle Parts	14	0	0	0
Theft - All Other Larceny	63	6	4	0
Crimes Against Society				
Drug/Narcotic Violations	11	10	7	4
Drug/Narcotic Equipment Violations	7	6	2	0
Gambling - Betting/Wagering	0	0	0	0
Gambling - Operating/Promoting	0	0	0	0
Gambling - Equipment Violations	0	0	0	0
Gambling - Sports Tampering	0	0	0	0
Pornography/Obscene Material	0	0	0	0
Prostitution	0	0	0	0
Prostitution Assisting/Promoting	0	0	0	0
Purchasing Prostitution	0	0	0	0
Weapon Law Violations	1	1	0	0
Total Group A Offenses	636	234	106	16



Giles County Sheriff's Office - 2013

2012 Population Estimate	N/A
Offense Overview	
Offense Total	545
Number Cleared	178
Percent Cleared	32.66 %
Group A Crimes per 100,000 population	N/A
Arrest Overview	
Total Arrests	883
Adult Arrests	865
Juvenile Arrests	18
Unknown Age	0
Arrests per 100,000 population	N/A
Average number offenses/incident	1.11

Domestic Violence Victims		
Offense	Reported	Cleared
Murder	0	0
Aggravated Assault	19	15
Simple Assault	90	52
Intimidation	1	1
Stalking	0	0
Forcible Rape	3	1
Forcible Sodomy	0	0
Sexual Assault W/Object	0	0
Forcible Fondling	2	1
Incest	0	0
Statutory Rape	2	0
Kidnapping/Abduction	0	0
Total	117	70

TIBRS Group B Arrests		
Offense	Adult	Juvenile
Bad Checks	7	0
Curfew/Vagrancy	0	0
Disorderly Conduct	0	2
DUI	10	0
Drunkenness	8	1
Family-Non Violent	4	0
Liquor Law Violations	1	0
Peeping Tom	0	0
Trespass	1	0
All Other Offenses	685	8
Total Group B	716	11

TIBRS Group A Offenses	Offenses		Arrests	
	Reported	Cleared	Adult	Juvenile
Crimes Against Persons				
Murder	0	0	0	0
Negligent Manslaughter	0	0	0	0
Kidnapping/Abduction	0	0	0	0
Forcible Rape	5	1	1	0
Forcible Sodomy	0	0	0	0
Sexual Assault W/Object	0	0	0	0
Forcible Fondling	3	1	1	0
Incest	0	0	0	0
Statutory Rape	6	1	1	0
Aggravated Assault	28	21	15	1
Simple Assault	122	68	49	4
Intimidation	5	1	1	0
Stalking	0	0	0	0
Commercial Sex Acts	0	0	0	0
Involuntary Servitude	0	0	0	0
Crimes Against Property				
Arson	1	0	0	0
Bribery	0	0	0	0
Burglary	100	7	11	0
Counterfeiting/Forgery	2	0	0	0
Destruction/Damage/Vandalism	72	9	7	0
Embezzlement	0	0	0	0
Extortion/Blackmail	0	0	0	0
Fraud - False Pretenses	0	0	0	0
Fraud - Credit Card/ATM	1	0	0	0
Fraud - Impersonation	1	1	1	0
Fraud - Welfare	0	0	0	0
Fraud - Wire	0	0	0	0
Motor Vehicle Theft	21	8	9	0
Robbery	0	0	0	0
Stolen Property Offenses	0	0	0	0
Theft - Pocket-picking	0	0	0	0
Theft - Purse Snatching	0	0	0	0
Theft - Shoplifting	4	3	3	1
Theft From Building	30	1	1	0
Theft From Coin Machine	1	1	0	0
Theft From Motor Vehicle	17	1	0	0
Theft of Motor Vehicle Parts	0	0	0	0
Theft - All Other Larceny	59	5	8	0
Crimes Against Society				
Drug/Narcotic Violations	42	28	33	1
Drug/Narcotic Equipment Violations	17	15	3	0
Gambling - Betting/Wagering	0	0	0	0
Gambling - Operating/Promoting	0	0	0	0
Gambling - Equipment Violations	0	0	0	0
Gambling - Sports Tampering	0	0	0	0
Pornography/Obscene Material	0	0	0	0
Prostitution	1	1	1	0
Prostitution Assisting/Promoting	0	0	0	0
Purchasing Prostitution	0	0	0	0
Weapon Law Violations	7	5	4	0
Total Group A Offenses	545	178	149	7



Grainger County Sheriff's Office - 2013

2012 Population Estimate	N/A
Offense Overview	
Offense Total	441
Number Cleared	133
Percent Cleared	30.16 %
Group A Crimes per 100,000 population	N/A
Arrest Overview	
Total Arrests	401
Adult Arrests	395
Juvenile Arrests	6
Unknown Age	0
Arrests per 100,000 population	N/A
Average number offenses/incident	1.08

Domestic Violence Victims		
Offense	Reported	Cleared
Murder	1	0
Aggravated Assault	6	5
Simple Assault	65	45
Intimidation	3	3
Stalking	0	0
Forcible Rape	0	0
Forcible Sodomy	0	0
Sexual Assault W/Object	0	0
Forcible Fondling	0	0
Incest	0	0
Statutory Rape	0	0
Kidnapping/Abduction	0	0
Total	75	53

TIBRS Group B Arrests		
Offense	Adult	Juvenile
Bad Checks	0	0
Curfew/Vagrancy	0	0
Disorderly Conduct	9	0
DUI	16	0
Drunkenness	10	0
Family-Non Violent	0	0
Liquor Law Violations	0	0
Peeping Tom	0	0
Trespass	3	0
All Other Offenses	225	0
Total Group B	263	0

TIBRS Group A Offenses	Offenses		Arrests	
	Reported	Cleared	Adult	Juvenile
Crimes Against Persons				
Murder	1	0	0	0
Negligent Manslaughter	0	0	0	0
Kidnapping/Abduction	0	0	0	0
Forcible Rape	0	0	0	0
Forcible Sodomy	0	0	0	0
Sexual Assault W/Object	0	0	0	0
Forcible Fondling	0	0	0	0
Incest	0	0	0	0
Statutory Rape	1	1	1	0
Aggravated Assault	9	6	7	0
Simple Assault	76	49	43	2
Intimidation	3	3	2	0
Stalking	0	0	0	0
Commercial Sex Acts	0	0	0	0
Involuntary Servitude	0	0	0	0
Crimes Against Property				
Arson	1	0	0	0
Bribery	0	0	0	0
Burglary	92	11	14	0
Counterfeiting/Forgery	1	0	0	0
Destruction/Damage/Vandalism	48	13	10	0
Embezzlement	0	0	0	0
Extortion/Blackmail	0	0	0	0
Fraud - False Pretenses	0	0	0	0
Fraud - Credit Card/ATM	4	1	1	0
Fraud - Impersonation	0	0	0	0
Fraud - Welfare	0	0	0	0
Fraud - Wire	0	0	0	0
Motor Vehicle Theft	14	0	0	0
Robbery	0	0	0	0
Stolen Property Offenses	0	0	0	0
Theft - Pocket-picking	0	0	0	0
Theft - Purse Snatching	0	0	0	0
Theft - Shoplifting	1	0	0	0
Theft From Building	13	2	3	0
Theft From Coin Machine	0	0	0	0
Theft From Motor Vehicle	23	2	2	0
Theft of Motor Vehicle Parts	2	1	1	0
Theft - All Other Larceny	118	11	11	0
Crimes Against Society				
Drug/Narcotic Violations	22	22	26	4
Drug/Narcotic Equipment Violations	10	10	10	0
Gambling - Betting/Wagering	0	0	0	0
Gambling - Operating/Promoting	0	0	0	0
Gambling - Equipment Violations	0	0	0	0
Gambling - Sports Tampering	0	0	0	0
Pornography/Obscene Material	0	0	0	0
Prostitution	0	0	0	0
Prostitution Assisting/Promoting	0	0	0	0
Purchasing Prostitution	0	0	0	0
Weapon Law Violations	2	1	1	0
Total Group A Offenses	441	133	132	6



Greene County Sheriff's Office - 2013

2012 Population Estimate	N/A
Offense Overview	
Offense Total	2,229
Number Cleared	683
Percent Cleared	30.64 %
Group A Crimes per 100,000 population	N/A
Arrest Overview	
Total Arrests	1,376
Adult Arrests	1,351
Juvenile Arrests	25
Unknown Age	0
Arrests per 100,000 population	N/A
Average number offenses/incident	1.12

Domestic Violence Victims		
Offense	Reported	Cleared
Murder	0	0
Aggravated Assault	53	43
Simple Assault	190	114
Intimidation	35	18
Stalking	1	0
Forcible Rape	3	0
Forcible Sodomy	0	0
Sexual Assault W/Object	1	0
Forcible Fondling	0	0
Incest	0	0
Statutory Rape	0	0
Kidnapping/Abduction	0	0
Total	283	175

TIBRS Group B Arrests		
Offense	Adult	Juvenile
Bad Checks	22	0
Curfew/Vagrancy	0	0
Disorderly Conduct	15	0
DUI	99	0
Drunkenness	53	0
Family-Non Violent	72	0
Liquor Law Violations	3	0
Peeping Tom	0	0
Trespass	9	5
All Other Offenses	585	1
Total Group B	858	6

TIBRS Group A Offenses	Offenses		Arrests	
	Reported	Cleared	Adult	Juvenile
Crimes Against Persons				
Murder	1	1	1	0
Negligent Manslaughter	0	0	0	0
Kidnapping/Abduction	2	1	0	0
Forcible Rape	7	0	0	0
Forcible Sodomy	1	0	0	0
Sexual Assault W/Object	1	0	0	0
Forcible Fondling	11	1	1	0
Incest	0	0	0	0
Statutory Rape	3	0	0	0
Aggravated Assault	110	60	35	2
Simple Assault	297	144	115	7
Intimidation	59	22	19	0
Stalking	3	1	1	0
Commercial Sex Acts	0	0	0	0
Involuntary Servitude	0	0	0	0
Crimes Against Property				
Arson	13	3	2	0
Bribery	0	0	0	0
Burglary	369	45	34	1
Counterfeiting/Forgery	15	2	2	0
Destruction/Damage/Vandalism	277	29	14	1
Embezzlement	8	3	3	0
Extortion/Blackmail	0	0	0	0
Fraud - False Pretenses	69	15	5	0
Fraud - Credit Card/ATM	61	3	1	0
Fraud - Impersonation	8	6	5	0
Fraud - Welfare	0	0	0	0
Fraud - Wire	0	0	0	0
Motor Vehicle Theft	85	26	19	3
Robbery	12	3	1	0
Stolen Property Offenses	0	0	0	0
Theft - Pocket-picking	1	0	0	0
Theft - Purse Snatching	0	0	0	0
Theft - Shoplifting	16	6	6	1
Theft From Building	198	40	20	0
Theft From Coin Machine	1	0	0	0
Theft From Motor Vehicle	77	6	3	0
Theft of Motor Vehicle Parts	54	5	4	0
Theft - All Other Larceny	205	20	15	0
Crimes Against Society				
Drug/Narcotic Violations	94	87	94	4
Drug/Narcotic Equipment Violations	152	139	81	0
Gambling - Betting/Wagering	0	0	0	0
Gambling - Operating/Promoting	0	0	0	0
Gambling - Equipment Violations	0	0	0	0
Gambling - Sports Tampering	0	0	0	0
Pornography/Obscene Material	3	1	1	0
Prostitution	0	0	0	0
Prostitution Assisting/Promoting	0	0	0	0
Purchasing Prostitution	0	0	0	0
Weapon Law Violations	16	14	11	0
Total Group A Offenses	2,229	683	493	19



Grundy County Sheriff's Office - 2013

2012 Population Estimate	N/A
Offense Overview	
Offense Total	877
Number Cleared	322
Percent Cleared	36.72 %
Group A Crimes per 100,000 population	N/A
Arrest Overview	
Total Arrests	429
Adult Arrests	420
Juvenile Arrests	9
Unknown Age	0
Arrests per 100,000 population	N/A
Average number offenses/incident	1.37

Domestic Violence Victims		
Offense	Reported	Cleared
Murder	0	0
Aggravated Assault	37	23
Simple Assault	54	27
Intimidation	38	1
Stalking	2	0
Forcible Rape	1	1
Forcible Sodomy	0	0
Sexual Assault W/Object	0	0
Forcible Fondling	0	0
Incest	0	0
Statutory Rape	0	0
Kidnapping/Abduction	0	0
Total	132	52

TIBRS Group B Arrests		
Offense	Adult	Juvenile
Bad Checks	1	0
Curfew/Vagrancy	0	0
Disorderly Conduct	12	0
DUI	38	0
Drunkenness	20	2
Family-Non Violent	4	0
Liquor Law Violations	5	0
Peeping Tom	0	0
Trespass	9	0
All Other Offenses	95	0
Total Group B	184	2

TIBRS Group A Offenses	Offenses		Arrests	
	Reported	Cleared	Adult	Juvenile
Crimes Against Persons				
Murder	0	0	0	0
Negligent Manslaughter	0	0	0	0
Kidnapping/Abduction	1	0	0	0
Forcible Rape	2	1	0	1
Forcible Sodomy	1	0	0	0
Sexual Assault W/Object	0	0	0	0
Forcible Fondling	3	1	1	0
Incest	0	0	0	0
Statutory Rape	0	0	0	0
Aggravated Assault	68	43	33	1
Simple Assault	97	42	35	1
Intimidation	79	4	3	0
Stalking	3	0	0	0
Commercial Sex Acts	0	0	0	0
Involuntary Servitude	0	0	0	0
Crimes Against Property				
Arson	9	0	0	0
Bribery	1	1	1	0
Burglary	153	19	21	0
Counterfeiting/Forgery	11	3	1	0
Destruction/Damage/Vandalism	123	22	3	0
Embezzlement	0	0	0	0
Extortion/Blackmail	0	0	0	0
Fraud - False Pretenses	10	2	2	0
Fraud - Credit Card/ATM	3	0	0	0
Fraud - Impersonation	1	0	0	0
Fraud - Welfare	0	0	0	0
Fraud - Wire	0	0	0	0
Motor Vehicle Theft	40	2	2	0
Robbery	1	1	1	0
Stolen Property Offenses	0	0	0	0
Theft - Pocket-picking	0	0	0	0
Theft - Purse Snatching	1	1	1	0
Theft - Shoplifting	5	3	3	0
Theft From Building	3	0	0	0
Theft From Coin Machine	0	0	0	0
Theft From Motor Vehicle	35	4	4	0
Theft of Motor Vehicle Parts	5	0	0	0
Theft - All Other Larceny	37	5	5	0
Crimes Against Society				
Drug/Narcotic Violations	93	86	93	3
Drug/Narcotic Equipment Violations	66	61	18	0
Gambling - Betting/Wagering	0	0	0	0
Gambling - Operating/Promoting	0	0	0	0
Gambling - Equipment Violations	0	0	0	0
Gambling - Sports Tampering	0	0	0	0
Pornography/Obscene Material	2	0	0	0
Prostitution	0	0	0	0
Prostitution Assisting/Promoting	0	0	0	0
Purchasing Prostitution	0	0	0	0
Weapon Law Violations	24	21	9	1
Total Group A Offenses	877	322	236	7



Hamblen County Sheriff's Office - 2013

2012 Population Estimate	N/A
Offense Overview	
Offense Total	1,279
Number Cleared	662
Percent Cleared	51.76 %
Group A Crimes per 100,000 population	N/A
Arrest Overview	
Total Arrests	2,073
Adult Arrests	2,039
Juvenile Arrests	34
Unknown Age	0
Arrests per 100,000 population	N/A
Average number offenses/incident	1.14

Domestic Violence Victims		
Offense	Reported	Cleared
Murder	0	0
Aggravated Assault	25	24
Simple Assault	91	80
Intimidation	8	4
Stalking	0	0
Forcible Rape	0	0
Forcible Sodomy	0	0
Sexual Assault W/Object	0	0
Forcible Fondling	2	1
Incest	0	0
Statutory Rape	0	0
Kidnapping/Abduction	2	2
Total	128	111

TIBRS Group B Arrests		
Offense	Adult	Juvenile
Bad Checks	26	0
Curfew/Vagrancy	0	0
Disorderly Conduct	11	2
DUI	76	1
Drunkenness	47	0
Family-Non Violent	99	0
Liquor Law Violations	6	1
Peeping Tom	0	0
Trespass	18	0
All Other Offenses	1,293	0
Total Group B	1,576	4

TIBRS Group A Offenses	Offenses		Arrests	
	Reported	Cleared	Adult	Juvenile
Crimes Against Persons				
Murder	0	0	0	0
Negligent Manslaughter	0	0	0	0
Kidnapping/Abduction	3	2	1	0
Forcible Rape	1	1	0	0
Forcible Sodomy	1	0	0	0
Sexual Assault W/Object	0	0	0	0
Forcible Fondling	3	2	1	0
Incest	0	0	0	0
Statutory Rape	1	1	1	0
Aggravated Assault	53	49	29	4
Simple Assault	131	107	91	7
Intimidation	35	14	2	1
Stalking	0	0	0	0
Commercial Sex Acts	0	0	0	0
Involuntary Servitude	0	0	0	0
Crimes Against Property				
Arson	5	0	0	0
Bribery	1	1	1	0
Burglary	182	49	48	5
Counterfeiting/Forgery	8	7	3	0
Destruction/Damage/Vandalism	119	30	10	8
Embezzlement	7	6	6	0
Extortion/Blackmail	0	0	0	0
Fraud - False Pretenses	21	10	3	0
Fraud - Credit Card/ATM	27	7	2	0
Fraud - Impersonation	4	0	0	0
Fraud - Welfare	3	3	2	0
Fraud - Wire	0	0	0	0
Motor Vehicle Theft	39	13	11	1
Robbery	6	4	4	0
Stolen Property Offenses	1	1	0	0
Theft - Pocket-picking	1	1	0	0
Theft - Purse Snatching	0	0	0	0
Theft - Shoplifting	4	3	4	0
Theft From Building	111	56	45	1
Theft From Coin Machine	0	0	0	0
Theft From Motor Vehicle	82	30	12	1
Theft of Motor Vehicle Parts	54	7	3	0
Theft - All Other Larceny	139	30	27	2
Crimes Against Society				
Drug/Narcotic Violations	168	166	148	0
Drug/Narcotic Equipment Violations	37	34	5	0
Gambling - Betting/Wagering	0	0	0	0
Gambling - Operating/Promoting	0	0	0	0
Gambling - Equipment Violations	0	0	0	0
Gambling - Sports Tampering	0	0	0	0
Pornography/Obscene Material	1	0	0	0
Prostitution	1	1	0	0
Prostitution Assisting/Promoting	0	0	0	0
Purchasing Prostitution	0	0	0	0
Weapon Law Violations	30	27	4	0
Total Group A Offenses	1,279	662	463	30



Hamilton County Sheriff's Office - 2013

2012 Population Estimate	N/A
Offense Overview	
Offense Total	4,265
Number Cleared	1,640
Percent Cleared	38.45 %
Group A Crimes per 100,000 population	N/A
Arrest Overview	
Total Arrests	5,552
Adult Arrests	5,381
Juvenile Arrests	171
Unknown Age	0
Arrests per 100,000 population	N/A
Average number offenses/incident	1.17

Domestic Violence Victims		
Offense	Reported	Cleared
Murder	1	1
Aggravated Assault	87	61
Simple Assault	368	187
Intimidation	24	11
Stalking	3	3
Forcible Rape	3	1
Forcible Sodomy	0	0
Sexual Assault W/Object	1	0
Forcible Fondling	8	0
Incest	0	0
Statutory Rape	0	0
Kidnapping/Abduction	0	0
Total	495	264

TIBRS Group B Arrests		
Offense	Adult	Juvenile
Bad Checks	60	0
Curfew/Vagrancy	0	0
Disorderly Conduct	53	42
DUI	165	0
Drunkenness	53	0
Family-Non Violent	442	0
Liquor Law Violations	57	6
Peeping Tom	0	0
Trespass	14	4
All Other Offenses	3,452	6
Total Group B	4,296	58

TIBRS Group A Offenses	Offenses		Arrests	
	Reported	Cleared	Adult	Juvenile
Crimes Against Persons				
Murder	1	1	0	0
Negligent Manslaughter	0	0	0	0
Kidnapping/Abduction	4	4	6	1
Forcible Rape	12	4	1	1
Forcible Sodomy	1	0	0	0
Sexual Assault W/Object	3	0	0	0
Forcible Fondling	36	16	0	0
Incest	0	0	0	0
Statutory Rape	5	1	1	0
Aggravated Assault	196	130	101	10
Simple Assault	663	368	194	41
Intimidation	96	43	20	3
Stalking	5	5	3	0
Commercial Sex Acts	0	0	0	0
Involuntary Servitude	0	0	0	0
Crimes Against Property				
Arson	2	2	0	0
Bribery	1	1	1	0
Burglary	526	39	36	2
Counterfeiting/Forgery	42	15	10	1
Destruction/Damage/Vandalism	400	71	19	9
Embezzlement	3	2	2	0
Extortion/Blackmail	4	3	1	0
Fraud - False Pretenses	20	5	4	0
Fraud - Credit Card/ATM	60	16	4	0
Fraud - Impersonation	13	6	5	0
Fraud - Welfare	1	0	0	0
Fraud - Wire	3	0	0	0
Motor Vehicle Theft	129	27	17	3
Robbery	8	4	1	2
Stolen Property Offenses	14	10	7	1
Theft - Pocket-picking	0	0	0	0
Theft - Purse Snatching	0	0	0	0
Theft - Shoplifting	29	12	3	0
Theft From Building	294	56	43	0
Theft From Coin Machine	2	0	0	0
Theft From Motor Vehicle	300	23	26	0
Theft of Motor Vehicle Parts	90	6	3	0
Theft - All Other Larceny	311	33	44	5
Crimes Against Society				
Drug/Narcotic Violations	555	401	391	24
Drug/Narcotic Equipment Violations	356	285	125	3
Gambling - Betting/Wagering	0	0	0	0
Gambling - Operating/Promoting	0	0	0	0
Gambling - Equipment Violations	0	0	0	0
Gambling - Sports Tampering	0	0	0	0
Pornography/Obscene Material	16	2	0	1
Prostitution	1	1	0	0
Prostitution Assisting/Promoting	0	0	0	0
Purchasing Prostitution	0	0	0	0
Weapon Law Violations	63	48	17	6
Total Group A Offenses	4,265	1,640	1,085	113



Hancock County Sheriff's Office - 2013

2012 Population Estimate	N/A
Offense Overview	
Offense Total	155
Number Cleared	64
Percent Cleared	41.29 %
Group A Crimes per 100,000 population	N/A
Arrest Overview	
Total Arrests	130
Adult Arrests	128
Juvenile Arrests	2
Unknown Age	0
Arrests per 100,000 population	N/A
Average number offenses/incident	1.18

Domestic Violence Victims		
Offense	Reported	Cleared
Murder	1	1
Aggravated Assault	3	3
Simple Assault	6	5
Intimidation	0	0
Stalking	0	0
Forcible Rape	0	0
Forcible Sodomy	0	0
Sexual Assault W/Object	0	0
Forcible Fondling	0	0
Incest	0	0
Statutory Rape	0	0
Kidnapping/Abduction	0	0
Total	10	9

TIBRS Group B Arrests		
Offense	Adult	Juvenile
Bad Checks	0	0
Curfew/Vagrancy	0	0
Disorderly Conduct	3	0
DUI	12	0
Drunkenness	10	0
Family-Non Violent	1	0
Liquor Law Violations	1	2
Peeping Tom	0	0
Trespass	0	0
All Other Offenses	52	0
Total Group B	79	2

TIBRS Group A Offenses	Offenses		Arrests	
	Reported	Cleared	Adult	Juvenile
Crimes Against Persons				
Murder	1	1	1	0
Negligent Manslaughter	0	0	0	0
Kidnapping/Abduction	0	0	0	0
Forcible Rape	0	0	0	0
Forcible Sodomy	0	0	0	0
Sexual Assault W/Object	0	0	0	0
Forcible Fondling	0	0	0	0
Incest	0	0	0	0
Statutory Rape	0	0	0	0
Aggravated Assault	6	6	6	0
Simple Assault	10	6	6	0
Intimidation	3	1	0	0
Stalking	0	0	0	0
Commercial Sex Acts	0	0	0	0
Involuntary Servitude	0	0	0	0
Crimes Against Property				
Arson	1	0	0	0
Bribery	0	0	0	0
Burglary	30	5	7	0
Counterfeiting/Forgery	0	0	0	0
Destruction/Damage/Vandalism	15	3	2	0
Embezzlement	0	0	0	0
Extortion/Blackmail	0	0	0	0
Fraud - False Pretenses	2	1	1	0
Fraud - Credit Card/ATM	2	0	0	0
Fraud - Impersonation	0	0	0	0
Fraud - Welfare	0	0	0	0
Fraud - Wire	0	0	0	0
Motor Vehicle Theft	9	4	2	0
Robbery	0	0	0	0
Stolen Property Offenses	0	0	0	0
Theft - Pocket-picking	0	0	0	0
Theft - Purse Snatching	0	0	0	0
Theft - Shoplifting	1	1	1	0
Theft From Building	6	1	1	0
Theft From Coin Machine	0	0	0	0
Theft From Motor Vehicle	7	0	0	0
Theft of Motor Vehicle Parts	1	1	1	0
Theft - All Other Larceny	34	7	7	0
Crimes Against Society				
Drug/Narcotic Violations	15	15	11	0
Drug/Narcotic Equipment Violations	11	11	2	0
Gambling - Betting/Wagering	0	0	0	0
Gambling - Operating/Promoting	0	0	0	0
Gambling - Equipment Violations	0	0	0	0
Gambling - Sports Tampering	0	0	0	0
Pornography/Obscene Material	0	0	0	0
Prostitution	0	0	0	0
Prostitution Assisting/Promoting	0	0	0	0
Purchasing Prostitution	0	0	0	0
Weapon Law Violations	1	1	1	0
Total Group A Offenses	155	64	49	0



Hardeman County Sheriff's Office - 2013

2012 Population Estimate	N/A
Offense Overview	
Offense Total	848
Number Cleared	358
Percent Cleared	42.22 %
Group A Crimes per 100,000 population	N/A
Arrest Overview	
Total Arrests	780
Adult Arrests	748
Juvenile Arrests	32
Unknown Age	0
Arrests per 100,000 population	N/A
Average number offenses/incident	1.11

Domestic Violence Victims		
Offense	Reported	Cleared
Murder	0	0
Aggravated Assault	23	21
Simple Assault	93	81
Intimidation	28	15
Stalking	4	3
Forcible Rape	1	1
Forcible Sodomy	0	0
Sexual Assault W/Object	0	0
Forcible Fondling	3	0
Incest	4	1
Statutory Rape	3	3
Kidnapping/Abduction	0	0
Total	159	125

TIBRS Group B Arrests		
Offense	Adult	Juvenile
Bad Checks	1	0
Curfew/Vagrancy	0	0
Disorderly Conduct	5	3
DUI	28	0
Drunkenness	12	0
Family-Non Violent	35	0
Liquor Law Violations	4	5
Peeping Tom	0	0
Trespass	6	1
All Other Offenses	349	4
Total Group B	440	13

TIBRS Group A Offenses	Offenses		Arrests	
	Reported	Cleared	Adult	Juvenile
Crimes Against Persons				
Murder	0	0	0	0
Negligent Manslaughter	0	0	0	0
Kidnapping/Abduction	0	0	0	0
Forcible Rape	4	1	1	0
Forcible Sodomy	2	1	1	0
Sexual Assault W/Object	1	0	0	0
Forcible Fondling	5	1	0	0
Incest	4	1	1	0
Statutory Rape	12	10	9	0
Aggravated Assault	55	43	34	4
Simple Assault	132	108	89	7
Intimidation	73	27	24	0
Stalking	6	4	3	0
Commercial Sex Acts	0	0	0	0
Involuntary Servitude	0	0	0	0
Crimes Against Property				
Arson	1	0	0	0
Bribery	0	0	0	0
Burglary	177	34	39	5
Counterfeiting/Forgery	6	3	3	0
Destruction/Damage/Vandalism	94	20	13	0
Embezzlement	1	0	0	0
Extortion/Blackmail	0	0	0	0
Fraud - False Pretenses	6	1	1	0
Fraud - Credit Card/ATM	5	0	0	0
Fraud - Impersonation	3	0	0	0
Fraud - Welfare	0	0	0	0
Fraud - Wire	0	0	0	0
Motor Vehicle Theft	30	7	6	2
Robbery	9	4	4	0
Stolen Property Offenses	2	2	3	0
Theft - Pocket-picking	0	0	0	0
Theft - Purse Snatching	0	0	0	0
Theft - Shoplifting	2	0	0	0
Theft From Building	55	15	8	0
Theft From Coin Machine	3	0	0	0
Theft From Motor Vehicle	17	5	5	0
Theft of Motor Vehicle Parts	12	0	0	0
Theft - All Other Larceny	79	20	25	0
Crimes Against Society				
Drug/Narcotic Violations	30	30	29	1
Drug/Narcotic Equipment Violations	9	9	2	0
Gambling - Betting/Wagering	0	0	0	0
Gambling - Operating/Promoting	0	0	0	0
Gambling - Equipment Violations	0	0	0	0
Gambling - Sports Tampering	0	0	0	0
Pornography/Obscene Material	2	2	2	0
Prostitution	0	0	0	0
Prostitution Assisting/Promoting	0	0	0	0
Purchasing Prostitution	0	0	0	0
Weapon Law Violations	11	10	6	0
Total Group A Offenses	848	358	308	19



Hardin County Sheriff's Office - 2013

2012 Population Estimate	N/A
Offense Overview	
Offense Total	699
Number Cleared	333
Percent Cleared	47.64 %
Group A Crimes per 100,000 population	N/A
Arrest Overview	
Total Arrests	939
Adult Arrests	894
Juvenile Arrests	45
Unknown Age	0
Arrests per 100,000 population	N/A
Average number offenses/incident	1.17

Domestic Violence Victims		
Offense	Reported	Cleared
Murder	0	0
Aggravated Assault	23	20
Simple Assault	55	45
Intimidation	5	1
Stalking	2	2
Forcible Rape	2	1
Forcible Sodomy	0	0
Sexual Assault W/Object	0	0
Forcible Fondling	3	1
Incest	0	0
Statutory Rape	0	0
Kidnapping/Abduction	1	1
Total	91	71

TIBRS Group B Arrests		
Offense	Adult	Juvenile
Bad Checks	31	0
Curfew/Vagrancy	0	0
Disorderly Conduct	4	2
DUI	45	0
Drunkenness	32	0
Family-Non Violent	1	1
Liquor Law Violations	1	0
Peeping Tom	0	0
Trespass	6	3
All Other Offenses	489	32
Total Group B	609	38

TIBRS Group A Offenses	Offenses		Arrests	
	Reported	Cleared	Adult	Juvenile
Crimes Against Persons				
Murder	0	0	0	0
Negligent Manslaughter	0	0	0	0
Kidnapping/Abduction	1	1	1	0
Forcible Rape	3	1	1	0
Forcible Sodomy	0	0	0	0
Sexual Assault W/Object	0	0	0	0
Forcible Fondling	6	1	1	0
Incest	0	0	0	0
Statutory Rape	1	1	1	0
Aggravated Assault	53	36	22	0
Simple Assault	67	53	49	1
Intimidation	11	1	0	0
Stalking	2	2	2	0
Commercial Sex Acts	0	0	0	0
Involuntary Servitude	0	0	0	0
Crimes Against Property				
Arson	0	0	0	0
Bribery	0	0	0	0
Burglary	114	19	24	2
Counterfeiting/Forgery	5	5	4	0
Destruction/Damage/Vandalism	78	15	11	0
Embezzlement	1	1	1	0
Extortion/Blackmail	0	0	0	0
Fraud - False Pretenses	15	12	7	0
Fraud - Credit Card/ATM	0	0	0	0
Fraud - Impersonation	1	0	0	0
Fraud - Welfare	0	0	0	0
Fraud - Wire	2	0	0	0
Motor Vehicle Theft	23	5	4	0
Robbery	1	1	1	1
Stolen Property Offenses	2	1	1	0
Theft - Pocket-picking	0	0	0	0
Theft - Purse Snatching	0	0	0	0
Theft - Shoplifting	1	0	0	0
Theft From Building	37	9	10	0
Theft From Coin Machine	1	0	0	0
Theft From Motor Vehicle	45	22	23	0
Theft of Motor Vehicle Parts	10	1	1	0
Theft - All Other Larceny	80	7	11	0
Crimes Against Society				
Drug/Narcotic Violations	77	77	79	3
Drug/Narcotic Equipment Violations	54	54	27	0
Gambling - Betting/Wagering	0	0	0	0
Gambling - Operating/Promoting	0	0	0	0
Gambling - Equipment Violations	0	0	0	0
Gambling - Sports Tampering	0	0	0	0
Pornography/Obscene Material	0	0	0	0
Prostitution	0	0	0	0
Prostitution Assisting/Promoting	0	0	0	0
Purchasing Prostitution	0	0	0	0
Weapon Law Violations	8	8	4	0
Total Group A Offenses	699	333	285	7



Hawkins County Sheriff's Office - 2013

2012 Population Estimate	N/A
Offense Overview	
Offense Total	1,699
Number Cleared	310
Percent Cleared	18.25 %
Group A Crimes per 100,000 population	N/A
Arrest Overview	
Total Arrests	1,211
Adult Arrests	1,199
Juvenile Arrests	12
Unknown Age	0
Arrests per 100,000 population	N/A
Average number offenses/incident	1.12

Domestic Violence Victims		
Offense	Reported	Cleared
Murder	0	0
Aggravated Assault	22	17
Simple Assault	270	86
Intimidation	40	1
Stalking	0	0
Forcible Rape	2	0
Forcible Sodomy	0	0
Sexual Assault W/Object	0	0
Forcible Fondling	1	0
Incest	0	0
Statutory Rape	0	0
Kidnapping/Abduction	0	0
Total	335	104

TIBRS Group B Arrests		
Offense	Adult	Juvenile
Bad Checks	4	0
Curfew/Vagrancy	0	0
Disorderly Conduct	11	0
DUI	75	0
Drunkenness	41	0
Family-Non Violent	4	0
Liquor Law Violations	0	0
Peeping Tom	0	0
Trespass	1	0
All Other Offenses	802	5
Total Group B	938	5

TIBRS Group A Offenses	Offenses		Arrests	
	Reported	Cleared	Adult	Juvenile
Crimes Against Persons				
Murder	1	0	0	0
Negligent Manslaughter	0	0	0	0
Kidnapping/Abduction	0	0	0	0
Forcible Rape	7	0	0	0
Forcible Sodomy	0	0	0	0
Sexual Assault W/Object	0	0	0	0
Forcible Fondling	6	0	0	0
Incest	0	0	0	0
Statutory Rape	8	3	3	0
Aggravated Assault	49	25	19	2
Simple Assault	394	95	87	5
Intimidation	136	1	1	0
Stalking	2	0	0	0
Commercial Sex Acts	0	0	0	0
Involuntary Servitude	0	0	0	0
Crimes Against Property				
Arson	0	0	0	0
Bribery	0	0	0	0
Burglary	179	5	6	0
Counterfeiting/Forgery	3	1	1	0
Destruction/Damage/Vandalism	182	8	9	0
Embezzlement	0	0	0	0
Extortion/Blackmail	0	0	0	0
Fraud - False Pretenses	0	0	0	0
Fraud - Credit Card/ATM	14	0	0	0
Fraud - Impersonation	0	0	0	0
Fraud - Welfare	0	0	0	0
Fraud - Wire	0	0	0	0
Motor Vehicle Theft	45	1	2	0
Robbery	6	0	0	0
Stolen Property Offenses	0	0	0	0
Theft - Pocket-picking	0	0	0	0
Theft - Purse Snatching	0	0	0	0
Theft - Shoplifting	2	2	3	0
Theft From Building	212	7	6	0
Theft From Coin Machine	1	0	0	0
Theft From Motor Vehicle	92	0	0	0
Theft of Motor Vehicle Parts	12	1	1	0
Theft - All Other Larceny	195	8	8	0
Crimes Against Society				
Drug/Narcotic Violations	89	89	98	0
Drug/Narcotic Equipment Violations	60	60	16	0
Gambling - Betting/Wagering	0	0	0	0
Gambling - Operating/Promoting	0	0	0	0
Gambling - Equipment Violations	0	0	0	0
Gambling - Sports Tampering	0	0	0	0
Pornography/Obscene Material	0	0	0	0
Prostitution	0	0	0	0
Prostitution Assisting/Promoting	0	0	0	0
Purchasing Prostitution	0	0	0	0
Weapon Law Violations	4	4	1	0
Total Group A Offenses	1,699	310	261	7



Haywood County Sheriff's Office - 2013

2012 Population Estimate	N/A
Offense Overview	
Offense Total	455
Number Cleared	119
Percent Cleared	26.15 %
Group A Crimes per 100,000 population	N/A
Arrest Overview	
Total Arrests	786
Adult Arrests	780
Juvenile Arrests	6
Unknown Age	0
Arrests per 100,000 population	N/A
Average number offenses/incident	1.15

Domestic Violence Victims		
Offense	Reported	Cleared
Murder	0	0
Aggravated Assault	7	3
Simple Assault	55	30
Intimidation	9	1
Stalking	0	0
Forcible Rape	0	0
Forcible Sodomy	0	0
Sexual Assault W/Object	0	0
Forcible Fondling	0	0
Incest	0	0
Statutory Rape	1	0
Kidnapping/Abduction	0	0
Total	72	34

TIBRS Group B Arrests		
Offense	Adult	Juvenile
Bad Checks	15	0
Curfew/Vagrancy	0	0
Disorderly Conduct	0	0
DUI	1	0
Drunkenness	2	0
Family-Non Violent	188	0
Liquor Law Violations	0	0
Peeping Tom	0	0
Trespass	3	0
All Other Offenses	459	1
Total Group B	668	1

TIBRS Group A Offenses	Offenses		Arrests	
	Reported	Cleared	Adult	Juvenile
Crimes Against Persons				
Murder	1	1	1	0
Negligent Manslaughter	0	0	0	0
Kidnapping/Abduction	0	0	0	0
Forcible Rape	0	0	0	0
Forcible Sodomy	0	0	0	0
Sexual Assault W/Object	0	0	0	0
Forcible Fondling	1	0	0	0
Incest	0	0	0	0
Statutory Rape	1	0	0	0
Aggravated Assault	21	8	13	0
Simple Assault	95	47	43	2
Intimidation	17	3	3	0
Stalking	7	3	3	0
Commercial Sex Acts	0	0	0	0
Involuntary Servitude	0	0	0	0
Crimes Against Property				
Arson	1	0	0	0
Bribery	0	0	0	0
Burglary	66	9	8	0
Counterfeiting/Forgery	1	0	0	0
Destruction/Damage/Vandalism	71	13	8	2
Embezzlement	0	0	0	0
Extortion/Blackmail	0	0	0	0
Fraud - False Pretenses	1	0	0	0
Fraud - Credit Card/ATM	0	0	0	0
Fraud - Impersonation	3	0	0	0
Fraud - Welfare	0	0	0	0
Fraud - Wire	1	0	0	0
Motor Vehicle Theft	18	2	1	0
Robbery	3	2	4	0
Stolen Property Offenses	0	0	0	0
Theft - Pocket-picking	0	0	0	0
Theft - Purse Snatching	0	0	0	0
Theft - Shoplifting	2	0	0	0
Theft From Building	13	1	0	0
Theft From Coin Machine	3	0	0	0
Theft From Motor Vehicle	10	0	0	0
Theft of Motor Vehicle Parts	25	0	0	0
Theft - All Other Larceny	63	8	12	1
Crimes Against Society				
Drug/Narcotic Violations	19	13	13	0
Drug/Narcotic Equipment Violations	8	6	2	0
Gambling - Betting/Wagering	0	0	0	0
Gambling - Operating/Promoting	0	0	0	0
Gambling - Equipment Violations	0	0	0	0
Gambling - Sports Tampering	0	0	0	0
Pornography/Obscene Material	0	0	0	0
Prostitution	0	0	0	0
Prostitution Assisting/Promoting	0	0	0	0
Purchasing Prostitution	0	0	0	0
Weapon Law Violations	4	3	1	0
Total Group A Offenses	455	119	112	5



Henderson County Sheriff's Office - 2013

2012 Population Estimate	N/A
Offense Overview	
Offense Total	1,116
Number Cleared	439
Percent Cleared	39.34 %
Group A Crimes per 100,000 population	N/A
Arrest Overview	
Total Arrests	1,264
Adult Arrests	1,248
Juvenile Arrests	16
Unknown Age	0
Arrests per 100,000 population	N/A
Average number offenses/incident	1.22

Domestic Violence Victims		
Offense	Reported	Cleared
Murder	0	0
Aggravated Assault	24	21
Simple Assault	131	90
Intimidation	15	4
Stalking	0	0
Forcible Rape	1	0
Forcible Sodomy	0	0
Sexual Assault W/Object	0	0
Forcible Fondling	3	3
Incest	0	0
Statutory Rape	0	0
Kidnapping/Abduction	2	2
Total	176	120

TIBRS Group B Arrests		
Offense	Adult	Juvenile
Bad Checks	78	0
Curfew/Vagrancy	0	0
Disorderly Conduct	4	2
DUI	29	0
Drunkenness	30	0
Family-Non Violent	192	0
Liquor Law Violations	3	0
Peeping Tom	0	0
Trespass	5	0
All Other Offenses	573	1
Total Group B	914	3

TIBRS Group A Offenses	Offenses		Arrests	
	Reported	Cleared	Adult	Juvenile
Crimes Against Persons				
Murder	0	0	0	0
Negligent Manslaughter	0	0	0	0
Kidnapping/Abduction	3	3	2	0
Forcible Rape	4	1	1	0
Forcible Sodomy	0	0	0	0
Sexual Assault W/Object	2	2	0	1
Forcible Fondling	5	3	1	0
Incest	0	0	0	0
Statutory Rape	0	0	0	0
Aggravated Assault	52	45	32	3
Simple Assault	203	107	91	2
Intimidation	48	7	5	0
Stalking	2	1	1	0
Commercial Sex Acts	0	0	0	0
Involuntary Servitude	0	0	0	0
Crimes Against Property				
Arson	6	0	0	0
Bribery	0	0	0	0
Burglary	142	35	39	3
Counterfeiting/Forgery	14	9	0	0
Destruction/Damage/Vandalism	112	16	5	0
Embezzlement	0	0	0	0
Extortion/Blackmail	0	0	0	0
Fraud - False Pretenses	18	2	0	0
Fraud - Credit Card/ATM	81	19	4	0
Fraud - Impersonation	6	2	2	0
Fraud - Welfare	0	0	0	0
Fraud - Wire	0	0	0	0
Motor Vehicle Theft	18	5	5	0
Robbery	0	0	0	0
Stolen Property Offenses	0	0	0	0
Theft - Pocket-picking	2	0	0	0
Theft - Purse Snatching	0	0	1	0
Theft - Shoplifting	2	2	1	0
Theft From Building	70	22	18	0
Theft From Coin Machine	1	0	0	0
Theft From Motor Vehicle	31	3	2	1
Theft of Motor Vehicle Parts	12	2	2	0
Theft - All Other Larceny	153	41	43	0
Crimes Against Society				
Drug/Narcotic Violations	83	68	66	3
Drug/Narcotic Equipment Violations	35	34	7	0
Gambling - Betting/Wagering	0	0	0	0
Gambling - Operating/Promoting	1	1	1	0
Gambling - Equipment Violations	0	0	0	0
Gambling - Sports Tampering	0	0	0	0
Pornography/Obscene Material	2	1	1	0
Prostitution	0	0	0	0
Prostitution Assisting/Promoting	0	0	0	0
Purchasing Prostitution	0	0	0	0
Weapon Law Violations	8	8	4	0
Total Group A Offenses	1,116	439	334	13



2012 Population Estimate	N/A
Offense Overview	
Offense Total	1,070
Number Cleared	426
Percent Cleared	39.81 %
Group A Crimes per 100,000 population	N/A
Arrest Overview	
Total Arrests	1,176
Adult Arrests	1,139
Juvenile Arrests	37
Unknown Age	0
Arrests per 100,000 population	N/A
Average number offenses/incident	1.07

Domestic Violence Victims		
Offense	Reported	Cleared
Murder	1	1
Aggravated Assault	17	12
Simple Assault	96	83
Intimidation	18	5
Stalking	0	0
Forcible Rape	0	0
Forcible Sodomy	3	3
Sexual Assault W/Object	0	0
Forcible Fondling	3	0
Incest	0	0
Statutory Rape	0	0
Kidnapping/Abduction	0	0
Total	138	104

TIBRS Group B Arrests		
Offense	Adult	Juvenile
Bad Checks	112	0
Curfew/Vagrancy	0	0
Disorderly Conduct	7	1
DUI	31	0
Drunkenness	36	0
Family-Non Violent	1	0
Liquor Law Violations	6	0
Peeping Tom	0	0
Trespass	2	0
All Other Offenses	546	0
Total Group B	741	1

TIBRS Group A Offenses	Offenses		Arrests	
	Reported	Cleared	Adult	Juvenile
Crimes Against Persons				
Murder	1	1	1	0
Negligent Manslaughter	0	0	0	0
Kidnapping/Abduction	3	2	1	0
Forcible Rape	1	0	0	0
Forcible Sodomy	5	3	0	3
Sexual Assault W/Object	1	0	0	0
Forcible Fondling	10	2	1	1
Incest	0	0	0	0
Statutory Rape	0	0	0	0
Aggravated Assault	38	22	18	1
Simple Assault	159	121	112	12
Intimidation	98	21	17	1
Stalking	3	1	1	0
Commercial Sex Acts	0	0	0	0
Involuntary Servitude	0	0	0	0
Crimes Against Property				
Arson	0	0	0	0
Bribery	0	0	0	0
Burglary	141	18	28	0
Counterfeiting/Forgery	4	1	1	0
Destruction/Damage/Vandalism	83	9	10	0
Embezzlement	0	0	0	0
Extortion/Blackmail	0	0	0	0
Fraud - False Pretenses	22	1	1	0
Fraud - Credit Card/ATM	13	1	1	0
Fraud - Impersonation	21	5	5	0
Fraud - Welfare	0	0	0	0
Fraud - Wire	1	1	1	0
Motor Vehicle Theft	35	12	8	8
Robbery	3	2	4	0
Stolen Property Offenses	0	0	0	0
Theft - Pocket-picking	0	0	0	0
Theft - Purse Snatching	0	0	0	0
Theft - Shoplifting	3	1	1	0
Theft From Building	99	15	14	1
Theft From Coin Machine	0	0	0	0
Theft From Motor Vehicle	26	2	3	0
Theft of Motor Vehicle Parts	22	2	1	0
Theft - All Other Larceny	112	22	32	0
Crimes Against Society				
Drug/Narcotic Violations	104	104	109	7
Drug/Narcotic Equipment Violations	48	48	21	1
Gambling - Betting/Wagering	0	0	0	0
Gambling - Operating/Promoting	0	0	0	0
Gambling - Equipment Violations	0	0	0	0
Gambling - Sports Tampering	0	0	0	0
Pornography/Obscene Material	6	2	2	0
Prostitution	0	0	0	0
Prostitution Assisting/Promoting	0	0	0	0
Purchasing Prostitution	0	0	0	0
Weapon Law Violations	8	7	5	1
Total Group A Offenses	1,070	426	398	36



Hickman County Sheriff's Office - 2013

2012 Population Estimate	N/A
Offense Overview	
Offense Total	863
Number Cleared	380
Percent Cleared	44.03 %
Group A Crimes per 100,000 population	N/A
Arrest Overview	
Total Arrests	740
Adult Arrests	701
Juvenile Arrests	39
Unknown Age	0
Arrests per 100,000 population	N/A
Average number offenses/incident	1.16

Domestic Violence Victims		
Offense	Reported	Cleared
Murder	2	2
Aggravated Assault	38	32
Simple Assault	94	75
Intimidation	12	4
Stalking	1	1
Forcible Rape	1	0
Forcible Sodomy	0	0
Sexual Assault W/Object	0	0
Forcible Fondling	0	0
Incest	0	0
Statutory Rape	0	0
Kidnapping/Abduction	2	1
Total	150	115

TIBRS Group B Arrests		
Offense	Adult	Juvenile
Bad Checks	6	0
Curfew/Vagrancy	0	3
Disorderly Conduct	10	1
DUI	46	0
Drunkenness	41	0
Family-Non Violent	31	0
Liquor Law Violations	14	4
Peeping Tom	1	0
Trespass	10	0
All Other Offenses	261	3
Total Group B	420	11

TIBRS Group A Offenses	Offenses		Arrests	
	Reported	Cleared	Adult	Juvenile
Crimes Against Persons				
Murder	2	2	2	0
Negligent Manslaughter	0	0	0	0
Kidnapping/Abduction	4	2	0	0
Forcible Rape	3	0	0	0
Forcible Sodomy	1	0	0	0
Sexual Assault W/Object	0	0	0	0
Forcible Fondling	4	1	1	0
Incest	0	0	0	0
Statutory Rape	1	1	1	0
Aggravated Assault	64	49	36	2
Simple Assault	144	95	83	4
Intimidation	24	6	5	0
Stalking	2	1	1	0
Commercial Sex Acts	0	0	0	0
Involuntary Servitude	0	0	0	0
Crimes Against Property				
Arson	0	0	0	0
Bribery	0	0	0	0
Burglary	128	16	14	8
Counterfeiting/Forgery	7	1	1	0
Destruction/Damage/Vandalism	132	22	8	10
Embezzlement	0	0	0	0
Extortion/Blackmail	0	0	0	0
Fraud - False Pretenses	0	0	0	0
Fraud - Credit Card/ATM	3	1	1	0
Fraud - Impersonation	2	2	0	0
Fraud - Welfare	0	0	0	0
Fraud - Wire	0	0	0	0
Motor Vehicle Theft	18	4	3	0
Robbery	1	0	0	0
Stolen Property Offenses	1	0	0	0
Theft - Pocket-picking	0	0	0	0
Theft - Purse Snatching	2	0	0	0
Theft - Shoplifting	6	4	3	0
Theft From Building	19	4	5	0
Theft From Coin Machine	0	0	0	0
Theft From Motor Vehicle	17	0	0	0
Theft of Motor Vehicle Parts	10	0	0	0
Theft - All Other Larceny	84	4	3	0
Crimes Against Society				
Drug/Narcotic Violations	101	89	85	2
Drug/Narcotic Equipment Violations	51	45	14	2
Gambling - Betting/Wagering	0	0	0	0
Gambling - Operating/Promoting	0	0	0	0
Gambling - Equipment Violations	0	0	0	0
Gambling - Sports Tampering	0	0	0	0
Pornography/Obscene Material	3	3	3	0
Prostitution	0	0	0	0
Prostitution Assisting/Promoting	0	0	0	0
Purchasing Prostitution	1	1	1	0
Weapon Law Violations	28	27	11	0
Total Group A Offenses	863	380	281	28



Houston County Sheriff's Office - 2013

2012 Population Estimate	N/A
Offense Overview	
Offense Total	214
Number Cleared	100
Percent Cleared	46.73 %
Group A Crimes per 100,000 population	N/A
Arrest Overview	
Total Arrests	199
Adult Arrests	187
Juvenile Arrests	12
Unknown Age	0
Arrests per 100,000 population	N/A
Average number offenses/incident	1.11

Domestic Violence Victims		
Offense	Reported	Cleared
Murder	0	0
Aggravated Assault	5	5
Simple Assault	36	34
Intimidation	18	10
Stalking	1	0
Forcible Rape	2	1
Forcible Sodomy	1	1
Sexual Assault W/Object	1	1
Forcible Fondling	0	0
Incest	0	0
Statutory Rape	0	0
Kidnapping/Abduction	0	0
Total	64	52

TIBRS Group B Arrests		
Offense	Adult	Juvenile
Bad Checks	5	0
Curfew/Vagrancy	0	0
Disorderly Conduct	0	0
DUI	20	0
Drunkenness	2	0
Family-Non Violent	2	0
Liquor Law Violations	8	0
Peeping Tom	0	0
Trespass	1	0
All Other Offenses	71	3
Total Group B	109	3

TIBRS Group A Offenses	Offenses		Arrests	
	Reported	Cleared	Adult	Juvenile
Crimes Against Persons				
Murder	0	0	0	0
Negligent Manslaughter	0	0	0	0
Kidnapping/Abduction	0	0	0	0
Forcible Rape	3	1	1	0
Forcible Sodomy	1	1	0	0
Sexual Assault W/Object	1	1	0	0
Forcible Fondling	0	0	0	0
Incest	0	0	0	0
Statutory Rape	0	0	0	0
Aggravated Assault	16	12	11	0
Simple Assault	47	41	35	2
Intimidation	41	15	12	1
Stalking	6	4	4	0
Commercial Sex Acts	0	0	0	0
Involuntary Servitude	0	0	0	0
Crimes Against Property				
Arson	0	0	0	0
Bribery	0	0	0	0
Burglary	24	1	1	0
Counterfeiting/Forgery	4	4	2	0
Destruction/Damage/Vandalism	20	5	3	2
Embezzlement	0	0	0	0
Extortion/Blackmail	0	0	0	0
Fraud - False Pretenses	4	1	0	0
Fraud - Credit Card/ATM	2	1	1	0
Fraud - Impersonation	1	0	0	0
Fraud - Welfare	0	0	0	0
Fraud - Wire	0	0	0	0
Motor Vehicle Theft	6	3	2	0
Robbery	0	0	0	0
Stolen Property Offenses	0	0	0	0
Theft - Pocket-picking	0	0	0	0
Theft - Purse Snatching	0	0	0	0
Theft - Shoplifting	0	0	0	0
Theft From Building	11	3	1	3
Theft From Coin Machine	0	0	0	0
Theft From Motor Vehicle	8	0	0	0
Theft of Motor Vehicle Parts	0	0	0	0
Theft - All Other Larceny	13	1	2	0
Crimes Against Society				
Drug/Narcotic Violations	3	3	2	1
Drug/Narcotic Equipment Violations	2	2	1	0
Gambling - Betting/Wagering	0	0	0	0
Gambling - Operating/Promoting	0	0	0	0
Gambling - Equipment Violations	0	0	0	0
Gambling - Sports Tampering	0	0	0	0
Pornography/Obscene Material	0	0	0	0
Prostitution	0	0	0	0
Prostitution Assisting/Promoting	0	0	0	0
Purchasing Prostitution	0	0	0	0
Weapon Law Violations	1	1	0	0
Total Group A Offenses	214	100	78	9



Humphreys County Sheriff's Office - 2013

2012 Population Estimate	N/A
Offense Overview	
Offense Total	313
Number Cleared	82
Percent Cleared	26.20 %
Group A Crimes per 100,000 population	N/A
Arrest Overview	
Total Arrests	437
Adult Arrests	434
Juvenile Arrests	3
Unknown Age	0
Arrests per 100,000 population	N/A
Average number offenses/incident	1.05

Domestic Violence Victims		
Offense	Reported	Cleared
Murder	0	0
Aggravated Assault	14	13
Simple Assault	23	19
Intimidation	1	1
Stalking	0	0
Forcible Rape	0	0
Forcible Sodomy	0	0
Sexual Assault W/Object	0	0
Forcible Fondling	0	0
Incest	0	0
Statutory Rape	1	0
Kidnapping/Abduction	0	0
Total	39	33

TIBRS Group B Arrests		
Offense	Adult	Juvenile
Bad Checks	18	0
Curfew/Vagrancy	0	0
Disorderly Conduct	1	0
DUI	32	1
Drunkenness	6	0
Family-Non Violent	2	0
Liquor Law Violations	9	0
Peeping Tom	0	0
Trespass	0	0
All Other Offenses	289	1
Total Group B	357	2

TIBRS Group A Offenses	Offenses		Arrests	
	Reported	Cleared	Adult	Juvenile
Crimes Against Persons				
Murder	0	0	0	0
Negligent Manslaughter	0	0	0	0
Kidnapping/Abduction	1	1	1	0
Forcible Rape	0	0	0	0
Forcible Sodomy	0	0	0	0
Sexual Assault W/Object	0	0	0	0
Forcible Fondling	0	0	0	0
Incest	0	0	0	0
Statutory Rape	2	0	0	0
Aggravated Assault	20	14	14	0
Simple Assault	31	24	25	1
Intimidation	5	4	4	0
Stalking	0	0	0	0
Commercial Sex Acts	0	0	0	0
Involuntary Servitude	0	0	0	0
Crimes Against Property				
Arson	1	0	0	0
Bribery	0	0	0	0
Burglary	63	2	2	0
Counterfeiting/Forgery	1	0	0	0
Destruction/Damage/Vandalism	50	3	3	0
Embezzlement	0	0	0	0
Extortion/Blackmail	0	0	0	0
Fraud - False Pretenses	1	0	0	0
Fraud - Credit Card/ATM	6	0	0	0
Fraud - Impersonation	0	0	0	0
Fraud - Welfare	0	0	0	0
Fraud - Wire	0	0	0	0
Motor Vehicle Theft	8	2	2	0
Robbery	0	0	0	0
Stolen Property Offenses	0	0	0	0
Theft - Pocket-picking	0	0	0	0
Theft - Purse Snatching	0	0	0	0
Theft - Shoplifting	1	1	2	0
Theft From Building	18	1	1	0
Theft From Coin Machine	0	0	0	0
Theft From Motor Vehicle	15	0	0	0
Theft of Motor Vehicle Parts	0	0	0	0
Theft - All Other Larceny	64	5	4	0
Crimes Against Society				
Drug/Narcotic Violations	16	15	13	0
Drug/Narcotic Equipment Violations	10	10	6	0
Gambling - Betting/Wagering	0	0	0	0
Gambling - Operating/Promoting	0	0	0	0
Gambling - Equipment Violations	0	0	0	0
Gambling - Sports Tampering	0	0	0	0
Pornography/Obscene Material	0	0	0	0
Prostitution	0	0	0	0
Prostitution Assisting/Promoting	0	0	0	0
Purchasing Prostitution	0	0	0	0
Weapon Law Violations	0	0	0	0
Total Group A Offenses	313	82	77	1



Jackson County Sheriff's Office - 2013

2012 Population Estimate	N/A
Offense Overview	
Offense Total	390
Number Cleared	214
Percent Cleared	54.87 %
Group A Crimes per 100,000 population	N/A
Arrest Overview	
Total Arrests	476
Adult Arrests	472
Juvenile Arrests	4
Unknown Age	0
Arrests per 100,000 population	N/A
Average number offenses/incident	1.26

Domestic Violence Victims		
Offense	Reported	Cleared
Murder	0	0
Aggravated Assault	9	9
Simple Assault	55	48
Intimidation	1	0
Stalking	0	0
Forcible Rape	0	0
Forcible Sodomy	0	0
Sexual Assault W/Object	0	0
Forcible Fondling	0	0
Incest	0	0
Statutory Rape	0	0
Kidnapping/Abduction	1	1
Total	66	58

TIBRS Group B Arrests		
Offense	Adult	Juvenile
Bad Checks	0	0
Curfew/Vagrancy	0	0
Disorderly Conduct	1	0
DUI	38	1
Drunkenness	16	0
Family-Non Violent	2	0
Liquor Law Violations	0	0
Peeping Tom	0	0
Trespass	2	0
All Other Offenses	252	0
Total Group B	311	1

TIBRS Group A Offenses	Offenses		Arrests	
	Reported	Cleared	Adult	Juvenile
Crimes Against Persons				
Murder	1	1	1	0
Negligent Manslaughter	0	0	0	0
Kidnapping/Abduction	1	1	0	0
Forcible Rape	0	0	0	0
Forcible Sodomy	0	0	0	0
Sexual Assault W/Object	0	0	0	0
Forcible Fondling	0	0	0	0
Incest	0	0	0	0
Statutory Rape	0	0	0	0
Aggravated Assault	23	21	18	0
Simple Assault	68	58	54	1
Intimidation	3	0	0	0
Stalking	0	0	0	0
Commercial Sex Acts	0	0	0	0
Involuntary Servitude	0	0	0	0
Crimes Against Property				
Arson	1	0	0	0
Bribery	0	0	0	0
Burglary	56	7	5	2
Counterfeiting/Forgery	7	5	1	0
Destruction/Damage/Vandalism	44	13	8	0
Embezzlement	0	0	0	0
Extortion/Blackmail	0	0	0	0
Fraud - False Pretenses	5	3	0	0
Fraud - Credit Card/ATM	2	0	0	0
Fraud - Impersonation	1	1	1	0
Fraud - Welfare	0	0	0	0
Fraud - Wire	2	0	0	0
Motor Vehicle Theft	13	4	2	0
Robbery	0	0	1	0
Stolen Property Offenses	0	0	0	0
Theft - Pocket-picking	1	0	0	0
Theft - Purse Snatching	0	0	0	0
Theft - Shoplifting	5	3	3	0
Theft From Building	23	6	3	0
Theft From Coin Machine	0	0	0	0
Theft From Motor Vehicle	10	0	0	0
Theft of Motor Vehicle Parts	7	0	1	0
Theft - All Other Larceny	35	10	10	0
Crimes Against Society				
Drug/Narcotic Violations	42	42	37	0
Drug/Narcotic Equipment Violations	34	33	13	0
Gambling - Betting/Wagering	0	0	0	0
Gambling - Operating/Promoting	0	0	0	0
Gambling - Equipment Violations	0	0	0	0
Gambling - Sports Tampering	0	0	0	0
Pornography/Obscene Material	0	0	0	0
Prostitution	0	0	0	0
Prostitution Assisting/Promoting	0	0	0	0
Purchasing Prostitution	0	0	0	0
Weapon Law Violations	6	6	3	0
Total Group A Offenses	390	214	161	3



2012 Population Estimate	N/A
Offense Overview	
Offense Total	1,624
Number Cleared	811
Percent Cleared	49.94 %
Group A Crimes per 100,000 population	N/A
Arrest Overview	
Total Arrests	2,191
Adult Arrests	2,073
Juvenile Arrests	118
Unknown Age	0
Arrests per 100,000 population	N/A
Average number offenses/incident	1.22

Domestic Violence Victims		
Offense	Reported	Cleared
Murder	0	0
Aggravated Assault	51	49
Simple Assault	116	107
Intimidation	17	2
Stalking	2	0
Forcible Rape	7	5
Forcible Sodomy	7	5
Sexual Assault W/Object	0	0
Forcible Fondling	4	2
Incest	0	0
Statutory Rape	1	1
Kidnapping/Abduction	1	1
Total	206	172

TIBRS Group B Arrests		
Offense	Adult	Juvenile
Bad Checks	27	0
Curfew/Vagrancy	0	0
Disorderly Conduct	5	4
DUI	60	0
Drunkenness	43	11
Family-Non Violent	2	0
Liquor Law Violations	0	1
Peeping Tom	0	0
Trespass	7	5
All Other Offenses	1,344	24
Total Group B	1,488	45

TIBRS Group A Offenses	Offenses		Arrests	
	Reported	Cleared	Adult	Juvenile
Crimes Against Persons				
Murder	0	0	0	0
Negligent Manslaughter	0	0	0	0
Kidnapping/Abduction	4	3	2	0
Forcible Rape	11	7	4	1
Forcible Sodomy	9	7	0	0
Sexual Assault W/Object	0	0	0	0
Forcible Fondling	7	4	1	1
Incest	0	0	0	0
Statutory Rape	3	3	3	0
Aggravated Assault	85	79	62	6
Simple Assault	185	156	106	14
Intimidation	41	6	1	0
Stalking	4	1	1	0
Commercial Sex Acts	0	0	0	0
Involuntary Servitude	0	0	0	0
Crimes Against Property				
Arson	2	0	0	0
Bribery	0	0	0	0
Burglary	276	71	66	6
Counterfeiting/Forgery	16	12	6	0
Destruction/Damage/Vandalism	181	46	7	4
Embezzlement	0	0	0	0
Extortion/Blackmail	0	0	0	0
Fraud - False Pretenses	7	0	0	0
Fraud - Credit Card/ATM	15	6	1	0
Fraud - Impersonation	5	3	3	0
Fraud - Welfare	0	0	0	0
Fraud - Wire	3	0	0	0
Motor Vehicle Theft	41	15	10	3
Robbery	4	2	6	0
Stolen Property Offenses	6	4	1	1
Theft - Pocket-picking	1	0	0	0
Theft - Purse Snatching	0	0	0	0
Theft - Shoplifting	6	3	4	2
Theft From Building	117	47	31	0
Theft From Coin Machine	3	0	0	0
Theft From Motor Vehicle	80	16	21	13
Theft of Motor Vehicle Parts	23	2	1	0
Theft - All Other Larceny	259	93	69	7
Crimes Against Society				
Drug/Narcotic Violations	131	128	132	13
Drug/Narcotic Equipment Violations	85	83	44	1
Gambling - Betting/Wagering	0	0	0	0
Gambling - Operating/Promoting	0	0	0	0
Gambling - Equipment Violations	0	0	0	0
Gambling - Sports Tampering	0	0	0	0
Pornography/Obscene Material	2	2	1	0
Prostitution	0	0	0	0
Prostitution Assisting/Promoting	0	0	0	0
Purchasing Prostitution	0	0	0	0
Weapon Law Violations	12	12	2	1
Total Group A Offenses	1,624	811	585	73



Johnson County Sheriff's Office - 2013

2012 Population Estimate	N/A
Offense Overview	
Offense Total	775
Number Cleared	447
Percent Cleared	57.68 %
Group A Crimes per 100,000 population	N/A
Arrest Overview	
Total Arrests	833
Adult Arrests	801
Juvenile Arrests	32
Unknown Age	0
Arrests per 100,000 population	N/A
Average number offenses/incident	1.32

Domestic Violence Victims		
Offense	Reported	Cleared
Murder	1	1
Aggravated Assault	28	28
Simple Assault	66	65
Intimidation	25	23
Stalking	1	1
Forcible Rape	1	0
Forcible Sodomy	1	0
Sexual Assault W/Object	0	0
Forcible Fondling	3	0
Incest	0	0
Statutory Rape	0	0
Kidnapping/Abduction	1	1
Total	127	119

TIBRS Group B Arrests		
Offense	Adult	Juvenile
Bad Checks	7	0
Curfew/Vagrancy	0	0
Disorderly Conduct	8	14
DUI	68	1
Drunkenness	40	0
Family-Non Violent	20	0
Liquor Law Violations	3	0
Peeping Tom	0	0
Trespass	5	1
All Other Offenses	333	0
Total Group B	484	16

TIBRS Group A Offenses	Offenses		Arrests	
	Reported	Cleared	Adult	Juvenile
Crimes Against Persons				
Murder	1	1	0	0
Negligent Manslaughter	0	0	0	0
Kidnapping/Abduction	1	1	0	0
Forcible Rape	2	1	1	0
Forcible Sodomy	4	1	1	0
Sexual Assault W/Object	2	1	1	0
Forcible Fondling	6	3	3	0
Incest	0	0	0	0
Statutory Rape	1	1	1	0
Aggravated Assault	81	80	34	1
Simple Assault	83	81	65	9
Intimidation	39	24	23	0
Stalking	1	1	1	0
Commercial Sex Acts	0	0	0	0
Involuntary Servitude	0	0	0	0
Crimes Against Property				
Arson	3	3	2	0
Bribery	0	0	0	0
Burglary	90	11	11	0
Counterfeiting/Forgery	18	3	3	0
Destruction/Damage/Vandalism	59	12	4	0
Embezzlement	1	0	0	0
Extortion/Blackmail	0	0	0	0
Fraud - False Pretenses	23	4	2	0
Fraud - Credit Card/ATM	11	2	3	0
Fraud - Impersonation	14	3	3	0
Fraud - Welfare	0	0	0	0
Fraud - Wire	0	0	0	0
Motor Vehicle Theft	26	17	16	0
Robbery	3	3	5	0
Stolen Property Offenses	3	3	1	0
Theft - Pocket-picking	0	0	0	0
Theft - Purse Snatching	0	0	0	0
Theft - Shoplifting	1	0	0	0
Theft From Building	28	12	10	1
Theft From Coin Machine	0	0	0	0
Theft From Motor Vehicle	17	4	3	0
Theft of Motor Vehicle Parts	15	2	1	0
Theft - All Other Larceny	50	10	5	2
Crimes Against Society				
Drug/Narcotic Violations	106	85	91	2
Drug/Narcotic Equipment Violations	66	60	22	1
Gambling - Betting/Wagering	0	0	0	0
Gambling - Operating/Promoting	0	0	0	0
Gambling - Equipment Violations	0	0	0	0
Gambling - Sports Tampering	0	0	0	0
Pornography/Obscene Material	0	0	0	0
Prostitution	0	0	0	0
Prostitution Assisting/Promoting	0	0	0	0
Purchasing Prostitution	0	0	0	0
Weapon Law Violations	20	18	5	0
Total Group A Offenses	775	447	317	16



Knox County Sheriff's Office - 2013

2012 Population Estimate	N/A
Offense Overview	
Offense Total	10,089
Number Cleared	3,895
Percent Cleared	38.61 %
Group A Crimes per 100,000 population	N/A
Arrest Overview	
Total Arrests	7,431
Adult Arrests	7,004
Juvenile Arrests	427
Unknown Age	0
Arrests per 100,000 population	N/A
Average number offenses/incident	1.11

Domestic Violence Victims		
Offense	Reported	Cleared
Murder	1	1
Aggravated Assault	178	150
Simple Assault	1,178	898
Intimidation	203	112
Stalking	6	3
Forcible Rape	9	4
Forcible Sodomy	1	1
Sexual Assault W/Object	3	0
Forcible Fondling	12	2
Incest	0	0
Statutory Rape	2	2
Kidnapping/Abduction	1	1
Total	1,594	1,174

TIBRS Group B Arrests		
Offense	Adult	Juvenile
Bad Checks	41	0
Curfew/Vagrancy	1	0
Disorderly Conduct	36	11
DUI	570	6
Drunkenness	383	6
Family-Non Violent	47	0
Liquor Law Violations	43	23
Peeping Tom	0	1
Trespass	37	6
All Other Offenses	3,555	69
Total Group B	4,713	122

TIBRS Group A Offenses	Offenses		Arrests	
	Reported	Cleared	Adult	Juvenile
Crimes Against Persons				
Murder	2	2	2	0
Negligent Manslaughter	1	1	2	0
Kidnapping/Abduction	1	1	0	0
Forcible Rape	15	4	2	0
Forcible Sodomy	2	1	1	0
Sexual Assault W/Object	3	0	0	0
Forcible Fondling	22	9	2	1
Incest	0	0	0	0
Statutory Rape	5	4	1	0
Aggravated Assault	379	289	154	18
Simple Assault	1,608	1,139	494	105
Intimidation	456	198	25	4
Stalking	20	9	3	0
Commercial Sex Acts	0	0	0	0
Involuntary Servitude	0	0	0	0
Crimes Against Property				
Arson	32	3	1	1
Bribery	0	0	0	0
Burglary	1,315	169	107	19
Counterfeiting/Forgery	28	13	11	1
Destruction/Damage/Vandalism	949	172	27	26
Embezzlement	49	23	15	0
Extortion/Blackmail	0	0	0	0
Fraud - False Pretenses	102	33	17	1
Fraud - Credit Card/ATM	59	9	4	0
Fraud - Impersonation	62	7	2	0
Fraud - Welfare	0	0	0	0
Fraud - Wire	8	1	1	0
Motor Vehicle Theft	320	32	21	1
Robbery	75	35	36	2
Stolen Property Offenses	17	17	13	0
Theft - Pocket-picking	4	1	0	0
Theft - Purse Snatching	4	2	2	1
Theft - Shoplifting	566	472	549	42
Theft From Building	506	191	69	5
Theft From Coin Machine	6	1	1	0
Theft From Motor Vehicle	1,087	88	21	0
Theft of Motor Vehicle Parts	247	14	5	0
Theft - All Other Larceny	1,298	118	81	8
Crimes Against Society				
Drug/Narcotic Violations	366	364	383	55
Drug/Narcotic Equipment Violations	301	301	104	13
Gambling - Betting/Wagering	0	0	0	0
Gambling - Operating/Promoting	0	0	0	0
Gambling - Equipment Violations	0	0	0	0
Gambling - Sports Tampering	0	0	0	0
Pornography/Obscene Material	2	1	0	0
Prostitution	26	26	21	0
Prostitution Assisting/Promoting	6	6	3	0
Purchasing Prostitution	97	97	95	0
Weapon Law Violations	43	42	16	2
Total Group A Offenses	10,089	3,895	2,291	305



Lake County Sheriff's Office - 2013

2012 Population Estimate	N/A
Offense Overview	
Offense Total	62
Number Cleared	25
Percent Cleared	40.32 %
Group A Crimes per 100,000 population	N/A
Arrest Overview	
Total Arrests	173
Adult Arrests	173
Juvenile Arrests	0
Unknown Age	0
Arrests per 100,000 population	N/A
Average number offenses/incident	1.32

Domestic Violence Victims		
Offense	Reported	Cleared
Murder	0	0
Aggravated Assault	0	0
Simple Assault	2	1
Intimidation	0	0
Stalking	0	0
Forcible Rape	0	0
Forcible Sodomy	0	0
Sexual Assault W/Object	0	0
Forcible Fondling	2	0
Incest	0	0
Statutory Rape	0	0
Kidnapping/Abduction	0	0
Total	4	1

TIBRS Group B Arrests		
Offense	Adult	Juvenile
Bad Checks	23	0
Curfew/Vagrancy	0	0
Disorderly Conduct	1	0
DUI	3	0
Drunkenness	5	0
Family-Non Violent	0	0
Liquor Law Violations	0	0
Peeping Tom	0	0
Trespass	0	0
All Other Offenses	118	0
Total Group B	150	0

TIBRS Group A Offenses	Offenses		Arrests	
	Reported	Cleared	Adult	Juvenile
Crimes Against Persons				
Murder	0	0	0	0
Negligent Manslaughter	0	0	0	0
Kidnapping/Abduction	0	0	0	0
Forcible Rape	0	0	0	0
Forcible Sodomy	0	0	0	0
Sexual Assault W/Object	0	0	0	0
Forcible Fondling	3	0	0	0
Incest	0	0	0	0
Statutory Rape	0	0	0	0
Aggravated Assault	7	4	3	0
Simple Assault	3	1	1	0
Intimidation	0	0	0	0
Stalking	0	0	0	0
Commercial Sex Acts	0	0	0	0
Involuntary Servitude	0	0	0	0
Crimes Against Property				
Arson	0	0	0	0
Bribery	0	0	0	0
Burglary	3	1	1	0
Counterfeiting/Forgery	0	0	0	0
Destruction/Damage/Vandalism	10	0	0	0
Embezzlement	0	0	0	0
Extortion/Blackmail	0	0	0	0
Fraud - False Pretenses	0	0	0	0
Fraud - Credit Card/ATM	0	0	0	0
Fraud - Impersonation	0	0	0	0
Fraud - Welfare	0	0	0	0
Fraud - Wire	0	0	0	0
Motor Vehicle Theft	0	0	0	0
Robbery	0	0	0	0
Stolen Property Offenses	0	0	0	0
Theft - Pocket-picking	0	0	0	0
Theft - Purse Snatching	0	0	0	0
Theft - Shoplifting	0	0	0	0
Theft From Building	3	2	2	0
Theft From Coin Machine	1	0	0	0
Theft From Motor Vehicle	5	1	1	0
Theft of Motor Vehicle Parts	2	1	0	0
Theft - All Other Larceny	5	0	0	0
Crimes Against Society				
Drug/Narcotic Violations	9	7	10	0
Drug/Narcotic Equipment Violations	7	6	3	0
Gambling - Betting/Wagering	0	0	0	0
Gambling - Operating/Promoting	0	0	0	0
Gambling - Equipment Violations	0	0	0	0
Gambling - Sports Tampering	0	0	0	0
Pornography/Obscene Material	0	0	0	0
Prostitution	0	0	0	0
Prostitution Assisting/Promoting	0	0	0	0
Purchasing Prostitution	0	0	0	0
Weapon Law Violations	4	2	2	0
Total Group A Offenses	62	25	23	0



Lauderdale County Sheriff's Office - 2013

2012 Population Estimate	N/A
Offense Overview	
Offense Total	799
Number Cleared	271
Percent Cleared	33.92 %
Group A Crimes per 100,000 population	N/A
Arrest Overview	
Total Arrests	1,124
Adult Arrests	1,123
Juvenile Arrests	1
Unknown Age	0
Arrests per 100,000 population	N/A
Average number offenses/incident	1.13

Domestic Violence Victims		
Offense	Reported	Cleared
Murder	2	2
Aggravated Assault	21	18
Simple Assault	52	32
Intimidation	18	3
Stalking	0	0
Forcible Rape	1	0
Forcible Sodomy	0	0
Sexual Assault W/Object	0	0
Forcible Fondling	0	0
Incest	0	0
Statutory Rape	0	0
Kidnapping/Abduction	0	0
Total	94	55

TIBRS Group B Arrests		
Offense	Adult	Juvenile
Bad Checks	86	1
Curfew/Vagrancy	0	0
Disorderly Conduct	4	0
DUI	69	0
Drunkenness	10	0
Family-Non Violent	9	0
Liquor Law Violations	4	0
Peeping Tom	0	0
Trespass	3	0
All Other Offenses	704	0
Total Group B	889	1

TIBRS Group A Offenses	Offenses		Arrests	
	Reported	Cleared	Adult	Juvenile
Crimes Against Persons				
Murder	2	2	1	0
Negligent Manslaughter	0	0	0	0
Kidnapping/Abduction	1	0	0	0
Forcible Rape	5	2	2	0
Forcible Sodomy	1	0	0	0
Sexual Assault W/Object	0	0	0	0
Forcible Fondling	1	0	0	0
Incest	0	0	0	0
Statutory Rape	1	1	1	0
Aggravated Assault	49	31	23	0
Simple Assault	90	53	40	0
Intimidation	109	12	9	0
Stalking	0	0	0	0
Commercial Sex Acts	0	0	0	0
Involuntary Servitude	0	0	0	0
Crimes Against Property				
Arson	4	0	0	0
Bribery	0	0	0	0
Burglary	94	7	10	0
Counterfeiting/Forgery	4	1	1	0
Destruction/Damage/Vandalism	84	13	6	0
Embezzlement	1	0	0	0
Extortion/Blackmail	0	0	0	0
Fraud - False Pretenses	2	0	0	0
Fraud - Credit Card/ATM	8	0	0	0
Fraud - Impersonation	10	2	1	0
Fraud - Welfare	0	0	0	0
Fraud - Wire	0	0	0	0
Motor Vehicle Theft	26	9	8	0
Robbery	0	0	0	0
Stolen Property Offenses	0	0	0	0
Theft - Pocket-picking	1	0	0	0
Theft - Purse Snatching	0	0	0	0
Theft - Shoplifting	1	0	0	0
Theft From Building	58	8	4	0
Theft From Coin Machine	0	0	0	0
Theft From Motor Vehicle	21	2	1	0
Theft of Motor Vehicle Parts	17	2	1	0
Theft - All Other Larceny	87	7	6	0
Crimes Against Society				
Drug/Narcotic Violations	88	87	87	0
Drug/Narcotic Equipment Violations	24	23	22	0
Gambling - Betting/Wagering	0	0	0	0
Gambling - Operating/Promoting	0	0	0	0
Gambling - Equipment Violations	0	0	0	0
Gambling - Sports Tampering	0	0	0	0
Pornography/Obscene Material	1	0	0	0
Prostitution	0	0	0	0
Prostitution Assisting/Promoting	0	0	0	0
Purchasing Prostitution	0	0	0	0
Weapon Law Violations	9	9	11	0
Total Group A Offenses	799	271	234	0



Lawrence County Sheriff's Office - 2013

2012 Population Estimate	N/A
Offense Overview	
Offense Total	1,799
Number Cleared	674
Percent Cleared	37.47 %
Group A Crimes per 100,000 population	N/A
Arrest Overview	
Total Arrests	1,692
Adult Arrests	1,652
Juvenile Arrests	40
Unknown Age	0
Arrests per 100,000 population	N/A
Average number offenses/incident	1.37

Domestic Violence Victims		
Offense	Reported	Cleared
Murder	1	1
Aggravated Assault	63	60
Simple Assault	146	106
Intimidation	92	34
Stalking	6	4
Forcible Rape	0	0
Forcible Sodomy	0	0
Sexual Assault W/Object	0	0
Forcible Fondling	5	0
Incest	0	0
Statutory Rape	2	1
Kidnapping/Abduction	0	0
Total	315	206

TIBRS Group B Arrests		
Offense	Adult	Juvenile
Bad Checks	43	0
Curfew/Vagrancy	0	0
Disorderly Conduct	2	7
DUI	19	0
Drunkenness	21	0
Family-Non Violent	83	0
Liquor Law Violations	6	1
Peeping Tom	0	0
Trespass	10	0
All Other Offenses	990	6
Total Group B	1,174	14

TIBRS Group A Offenses	Offenses		Arrests	
	Reported	Cleared	Adult	Juvenile
Crimes Against Persons				
Murder	1	1	2	0
Negligent Manslaughter	0	0	0	0
Kidnapping/Abduction	2	0	0	0
Forcible Rape	4	1	0	0
Forcible Sodomy	1	0	0	0
Sexual Assault W/Object	0	0	0	0
Forcible Fondling	8	2	1	0
Incest	0	0	0	0
Statutory Rape	6	4	4	0
Aggravated Assault	119	97	66	3
Simple Assault	219	144	104	11
Intimidation	209	55	35	1
Stalking	9	4	4	0
Commercial Sex Acts	0	0	0	0
Involuntary Servitude	0	0	0	0
Crimes Against Property				
Arson	10	1	1	0
Bribery	0	0	0	0
Burglary	218	20	20	0
Counterfeiting/Forgery	17	6	9	0
Destruction/Damage/Vandalism	327	64	8	0
Embezzlement	0	0	0	0
Extortion/Blackmail	1	0	0	0
Fraud - False Pretenses	31	7	1	0
Fraud - Credit Card/ATM	10	1	1	0
Fraud - Impersonation	12	2	1	0
Fraud - Welfare	0	0	0	0
Fraud - Wire	0	0	0	0
Motor Vehicle Theft	45	14	13	0
Robbery	3	1	2	0
Stolen Property Offenses	0	0	0	0
Theft - Pocket-picking	1	0	0	0
Theft - Purse Snatching	0	0	0	0
Theft - Shoplifting	6	4	3	0
Theft From Building	112	21	14	3
Theft From Coin Machine	0	0	0	0
Theft From Motor Vehicle	43	4	4	0
Theft of Motor Vehicle Parts	28	4	4	0
Theft - All Other Larceny	114	20	23	0
Crimes Against Society				
Drug/Narcotic Violations	142	108	126	6
Drug/Narcotic Equipment Violations	78	67	29	2
Gambling - Betting/Wagering	0	0	0	0
Gambling - Operating/Promoting	0	0	0	0
Gambling - Equipment Violations	0	0	0	0
Gambling - Sports Tampering	0	0	0	0
Pornography/Obscene Material	1	1	1	0
Prostitution	0	0	0	0
Prostitution Assisting/Promoting	0	0	0	0
Purchasing Prostitution	0	0	0	0
Weapon Law Violations	22	21	2	0
Total Group A Offenses	1,799	674	478	26



2012 Population Estimate	N/A
Offense Overview	
Offense Total	345
Number Cleared	154
Percent Cleared	44.64 %
Group A Crimes per 100,000 population	N/A
Arrest Overview	
Total Arrests	467
Adult Arrests	464
Juvenile Arrests	3
Unknown Age	0
Arrests per 100,000 population	N/A
Average number offenses/incident	1.11

Domestic Violence Victims		
Offense	Reported	Cleared
Murder	1	1
Aggravated Assault	18	10
Simple Assault	50	41
Intimidation	6	5
Stalking	2	2
Forcible Rape	0	0
Forcible Sodomy	0	0
Sexual Assault W/Object	1	0
Forcible Fondling	2	0
Incest	0	0
Statutory Rape	1	0
Kidnapping/Abduction	0	0
Total	81	59

TIBRS Group B Arrests		
Offense	Adult	Juvenile
Bad Checks	6	0
Curfew/Vagrancy	0	0
Disorderly Conduct	3	0
DUI	16	0
Drunkenness	3	0
Family-Non Violent	18	0
Liquor Law Violations	1	0
Peeping Tom	0	0
Trespass	6	0
All Other Offenses	273	0
Total Group B	326	0

TIBRS Group A Offenses	Offenses		Arrests	
	Reported	Cleared	Adult	Juvenile
Crimes Against Persons				
Murder	2	2	2	0
Negligent Manslaughter	0	0	0	0
Kidnapping/Abduction	2	2	1	0
Forcible Rape	2	2	2	0
Forcible Sodomy	1	0	0	0
Sexual Assault W/Object	1	0	0	0
Forcible Fondling	5	2	2	0
Incest	0	0	0	0
Statutory Rape	2	1	1	0
Aggravated Assault	30	18	16	0
Simple Assault	65	55	53	0
Intimidation	12	7	7	0
Stalking	3	3	3	0
Commercial Sex Acts	0	0	0	0
Involuntary Servitude	0	0	0	0
Crimes Against Property				
Arson	3	1	1	0
Bribery	0	0	0	0
Burglary	36	9	12	0
Counterfeiting/Forgery	5	2	2	0
Destruction/Damage/Vandalism	53	7	4	0
Embezzlement	0	0	0	0
Extortion/Blackmail	0	0	0	0
Fraud - False Pretenses	5	2	1	0
Fraud - Credit Card/ATM	6	0	0	0
Fraud - Impersonation	3	0	0	0
Fraud - Welfare	0	0	0	0
Fraud - Wire	0	0	0	0
Motor Vehicle Theft	8	3	3	0
Robbery	2	1	1	0
Stolen Property Offenses	0	0	0	0
Theft - Pocket-picking	1	0	0	0
Theft - Purse Snatching	0	0	0	0
Theft - Shoplifting	1	0	0	0
Theft From Building	30	7	3	1
Theft From Coin Machine	0	0	0	0
Theft From Motor Vehicle	3	0	0	0
Theft of Motor Vehicle Parts	2	1	1	0
Theft - All Other Larceny	34	7	4	0
Crimes Against Society				
Drug/Narcotic Violations	18	14	14	2
Drug/Narcotic Equipment Violations	9	7	4	0
Gambling - Betting/Wagering	0	0	0	0
Gambling - Operating/Promoting	0	0	0	0
Gambling - Equipment Violations	0	0	0	0
Gambling - Sports Tampering	0	0	0	0
Pornography/Obscene Material	0	0	0	0
Prostitution	0	0	0	0
Prostitution Assisting/Promoting	0	0	0	0
Purchasing Prostitution	0	0	0	0
Weapon Law Violations	1	1	1	0
Total Group A Offenses	345	154	138	3



Lincoln County Sheriff's Office - 2013

2012 Population Estimate	N/A
Offense Overview	
Offense Total	1,113
Number Cleared	388
Percent Cleared	34.86 %
Group A Crimes per 100,000 population	N/A
Arrest Overview	
Total Arrests	775
Adult Arrests	739
Juvenile Arrests	36
Unknown Age	0
Arrests per 100,000 population	N/A
Average number offenses/incident	1.13

Domestic Violence Victims		
Offense	Reported	Cleared
Murder	2	2
Aggravated Assault	43	38
Simple Assault	146	67
Intimidation	39	15
Stalking	0	0
Forcible Rape	1	1
Forcible Sodomy	0	0
Sexual Assault W/Object	0	0
Forcible Fondling	4	2
Incest	0	0
Statutory Rape	0	0
Kidnapping/Abduction	1	1
Total	236	126

TIBRS Group B Arrests		
Offense	Adult	Juvenile
Bad Checks	14	0
Curfew/Vagrancy	0	0
Disorderly Conduct	12	3
DUI	41	1
Drunkenness	34	3
Family-Non Violent	2	1
Liquor Law Violations	2	1
Peeping Tom	0	0
Trespass	7	4
All Other Offenses	309	3
Total Group B	421	16

TIBRS Group A Offenses	Offenses		Arrests	
	Reported	Cleared	Adult	Juvenile
Crimes Against Persons				
Murder	3	2	0	0
Negligent Manslaughter	0	0	0	0
Kidnapping/Abduction	1	1	1	0
Forcible Rape	3	1	0	0
Forcible Sodomy	0	0	0	0
Sexual Assault W/Object	0	0	0	0
Forcible Fondling	5	2	1	1
Incest	0	0	0	0
Statutory Rape	2	1	1	0
Aggravated Assault	72	50	36	2
Simple Assault	199	87	70	3
Intimidation	77	21	16	0
Stalking	2	2	1	0
Commercial Sex Acts	0	0	0	0
Involuntary Servitude	0	0	0	0
Crimes Against Property				
Arson	1	0	0	0
Bribery	0	0	0	0
Burglary	144	17	23	2
Counterfeiting/Forgery	11	4	1	0
Destruction/Damage/Vandalism	133	16	9	3
Embezzlement	0	0	0	0
Extortion/Blackmail	0	0	0	0
Fraud - False Pretenses	14	8	5	0
Fraud - Credit Card/ATM	40	7	1	0
Fraud - Impersonation	13	5	3	0
Fraud - Welfare	0	0	0	0
Fraud - Wire	0	0	0	0
Motor Vehicle Theft	35	10	8	4
Robbery	2	0	0	0
Stolen Property Offenses	1	1	1	0
Theft - Pocket-picking	0	0	0	0
Theft - Purse Snatching	0	0	0	0
Theft - Shoplifting	9	2	3	0
Theft From Building	67	10	10	0
Theft From Coin Machine	0	0	0	0
Theft From Motor Vehicle	38	3	3	0
Theft of Motor Vehicle Parts	19	2	1	0
Theft - All Other Larceny	88	13	10	0
Crimes Against Society				
Drug/Narcotic Violations	75	67	70	4
Drug/Narcotic Equipment Violations	49	46	38	1
Gambling - Betting/Wagering	0	0	0	0
Gambling - Operating/Promoting	0	0	0	0
Gambling - Equipment Violations	0	0	0	0
Gambling - Sports Tampering	0	0	0	0
Pornography/Obscene Material	2	2	2	0
Prostitution	0	0	0	0
Prostitution Assisting/Promoting	0	0	0	0
Purchasing Prostitution	0	0	0	0
Weapon Law Violations	8	8	4	0
Total Group A Offenses	1,113	388	318	20



Loudon County Sheriff's Office - 2013

2012 Population Estimate	N/A
Offense Overview	
Offense Total	898
Number Cleared	485
Percent Cleared	54.01 %
Group A Crimes per 100,000 population	N/A
Arrest Overview	
Total Arrests	1,478
Adult Arrests	1,403
Juvenile Arrests	75
Unknown Age	0
Arrests per 100,000 population	N/A
Average number offenses/incident	1.14

Domestic Violence Victims		
Offense	Reported	Cleared
Murder	0	0
Aggravated Assault	11	9
Simple Assault	66	63
Intimidation	17	17
Stalking	1	1
Forcible Rape	0	0
Forcible Sodomy	1	1
Sexual Assault W/Object	0	0
Forcible Fondling	2	1
Incest	0	0
Statutory Rape	0	0
Kidnapping/Abduction	0	0
Total	98	92

TIBRS Group B Arrests		
Offense	Adult	Juvenile
Bad Checks	1	0
Curfew/Vagrancy	0	0
Disorderly Conduct	1	0
DUI	144	0
Drunkenness	49	0
Family-Non Violent	79	0
Liquor Law Violations	18	0
Peeping Tom	0	0
Trespass	10	1
All Other Offenses	664	55
Total Group B	966	56

TIBRS Group A Offenses	Offenses		Arrests	
	Reported	Cleared	Adult	Juvenile
Crimes Against Persons				
Murder	0	0	0	0
Negligent Manslaughter	0	0	0	0
Kidnapping/Abduction	0	0	0	0
Forcible Rape	0	0	0	0
Forcible Sodomy	2	2	1	1
Sexual Assault W/Object	2	1	1	0
Forcible Fondling	3	1	0	1
Incest	0	0	0	0
Statutory Rape	2	1	1	0
Aggravated Assault	27	24	20	1
Simple Assault	83	79	72	5
Intimidation	26	18	14	2
Stalking	1	1	1	0
Commercial Sex Acts	0	0	0	0
Involuntary Servitude	0	0	0	0
Crimes Against Property				
Arson	2	2	2	0
Bribery	1	1	1	0
Burglary	135	22	27	3
Counterfeiting/Forgery	8	5	5	0
Destruction/Damage/Vandalism	59	16	12	1
Embezzlement	3	3	3	0
Extortion/Blackmail	0	0	0	0
Fraud - False Pretenses	0	0	0	0
Fraud - Credit Card/ATM	5	0	0	0
Fraud - Impersonation	2	0	0	0
Fraud - Welfare	0	0	0	0
Fraud - Wire	0	0	0	0
Motor Vehicle Theft	25	5	4	0
Robbery	5	2	2	0
Stolen Property Offenses	0	0	0	0
Theft - Pocket-picking	0	0	0	0
Theft - Purse Snatching	0	0	0	0
Theft - Shoplifting	2	1	1	0
Theft From Building	80	20	17	3
Theft From Coin Machine	0	0	0	0
Theft From Motor Vehicle	42	6	11	0
Theft of Motor Vehicle Parts	19	1	1	0
Theft - All Other Larceny	99	11	14	0
Crimes Against Society				
Drug/Narcotic Violations	149	149	173	1
Drug/Narcotic Equipment Violations	84	84	28	0
Gambling - Betting/Wagering	0	0	0	0
Gambling - Operating/Promoting	0	0	0	0
Gambling - Equipment Violations	0	0	0	0
Gambling - Sports Tampering	0	0	0	0
Pornography/Obscene Material	9	7	7	0
Prostitution	0	0	0	0
Prostitution Assisting/Promoting	0	0	0	0
Purchasing Prostitution	0	0	0	0
Weapon Law Violations	23	23	19	1
Total Group A Offenses	898	485	437	19



Macon County Sheriff's Office - 2013

2012 Population Estimate	N/A
Offense Overview	
Offense Total	558
Number Cleared	349
Percent Cleared	62.54 %
Group A Crimes per 100,000 population	N/A
Arrest Overview	
Total Arrests	1,062
Adult Arrests	888
Juvenile Arrests	174
Unknown Age	0
Arrests per 100,000 population	N/A
Average number offenses/incident	1.11

Domestic Violence Victims		
Offense	Reported	Cleared
Murder	0	0
Aggravated Assault	27	24
Simple Assault	35	29
Intimidation	3	2
Stalking	2	1
Forcible Rape	0	0
Forcible Sodomy	0	0
Sexual Assault W/Object	0	0
Forcible Fondling	0	0
Incest	1	1
Statutory Rape	1	1
Kidnapping/Abduction	1	1
Total	70	59

TIBRS Group B Arrests		
Offense	Adult	Juvenile
Bad Checks	7	0
Curfew/Vagrancy	1	1
Disorderly Conduct	5	3
DUI	42	0
Drunkenness	24	0
Family-Non Violent	5	0
Liquor Law Violations	2	5
Peeping Tom	0	0
Trespass	14	1
All Other Offenses	498	154
Total Group B	598	164

TIBRS Group A Offenses	Offenses		Arrests	
	Reported	Cleared	Adult	Juvenile
Crimes Against Persons				
Murder	0	0	0	0
Negligent Manslaughter	1	1	1	0
Kidnapping/Abduction	1	1	1	0
Forcible Rape	3	3	3	0
Forcible Sodomy	0	0	0	0
Sexual Assault W/Object	0	0	0	0
Forcible Fondling	3	3	1	0
Incest	1	1	1	0
Statutory Rape	1	1	1	0
Aggravated Assault	76	62	61	0
Simple Assault	82	66	60	1
Intimidation	22	9	9	0
Stalking	5	4	4	0
Commercial Sex Acts	0	0	0	0
Involuntary Servitude	0	0	0	0
Crimes Against Property				
Arson	0	0	0	0
Bribery	0	0	0	0
Burglary	30	11	11	0
Counterfeiting/Forgery	11	9	8	0
Destruction/Damage/Vandalism	74	22	10	1
Embezzlement	0	0	0	0
Extortion/Blackmail	0	0	0	0
Fraud - False Pretenses	3	3	2	0
Fraud - Credit Card/ATM	2	0	0	0
Fraud - Impersonation	2	1	1	0
Fraud - Welfare	0	0	0	0
Fraud - Wire	0	0	0	0
Motor Vehicle Theft	19	11	6	0
Robbery	0	0	0	0
Stolen Property Offenses	0	0	0	0
Theft - Pocket-picking	0	0	0	0
Theft - Purse Snatching	1	0	0	0
Theft - Shoplifting	19	19	19	0
Theft From Building	22	6	4	0
Theft From Coin Machine	0	0	0	0
Theft From Motor Vehicle	15	1	0	0
Theft of Motor Vehicle Parts	3	2	2	0
Theft - All Other Larceny	69	24	21	0
Crimes Against Society				
Drug/Narcotic Violations	67	63	56	6
Drug/Narcotic Equipment Violations	16	16	3	1
Gambling - Betting/Wagering	0	0	0	0
Gambling - Operating/Promoting	0	0	0	0
Gambling - Equipment Violations	0	0	0	0
Gambling - Sports Tampering	0	0	0	0
Pornography/Obscene Material	3	3	3	0
Prostitution	0	0	0	0
Prostitution Assisting/Promoting	0	0	0	0
Purchasing Prostitution	0	0	0	0
Weapon Law Violations	7	7	2	1
Total Group A Offenses	558	349	290	10



Madison County Sheriff's Office - 2013

2012 Population Estimate	N/A
Offense Overview	
Offense Total	1,991
Number Cleared	700
Percent Cleared	35.16 %
Group A Crimes per 100,000 population	N/A
Arrest Overview	
Total Arrests	1,884
Adult Arrests	1,736
Juvenile Arrests	148
Unknown Age	0
Arrests per 100,000 population	N/A
Average number offenses/incident	1.17

Domestic Violence Victims		
Offense	Reported	Cleared
Murder	0	0
Aggravated Assault	47	41
Simple Assault	202	137
Intimidation	53	25
Stalking	3	2
Forcible Rape	3	0
Forcible Sodomy	0	0
Sexual Assault W/Object	0	0
Forcible Fondling	2	0
Incest	0	0
Statutory Rape	0	0
Kidnapping/Abduction	2	2
Total	312	207

TIBRS Group B Arrests		
Offense	Adult	Juvenile
Bad Checks	105	0
Curfew/Vagrancy	0	0
Disorderly Conduct	20	61
DUI	109	0
Drunkenness	32	0
Family-Non Violent	0	0
Liquor Law Violations	69	12
Peeping Tom	1	0
Trespass	4	0
All Other Offenses	1,020	3
Total Group B	1,360	76

TIBRS Group A Offenses	Offenses		Arrests	
	Reported	Cleared	Adult	Juvenile
Crimes Against Persons				
Murder	0	0	0	0
Negligent Manslaughter	0	0	0	0
Kidnapping/Abduction	3	3	2	0
Forcible Rape	7	2	2	0
Forcible Sodomy	0	0	0	0
Sexual Assault W/Object	0	0	0	0
Forcible Fondling	12	6	2	2
Incest	0	0	0	0
Statutory Rape	5	3	2	0
Aggravated Assault	140	90	53	3
Simple Assault	398	217	107	28
Intimidation	175	59	5	2
Stalking	6	2	1	0
Commercial Sex Acts	0	0	0	0
Involuntary Servitude	0	0	0	0
Crimes Against Property				
Arson	4	2	2	0
Bribery	0	0	0	0
Burglary	281	20	12	1
Counterfeiting/Forgery	11	4	5	1
Destruction/Damage/Vandalism	258	49	23	4
Embezzlement	2	0	1	0
Extortion/Blackmail	1	0	0	0
Fraud - False Pretenses	15	2	0	0
Fraud - Credit Card/ATM	12	0	0	0
Fraud - Impersonation	20	6	5	0
Fraud - Welfare	0	0	0	0
Fraud - Wire	1	0	0	0
Motor Vehicle Theft	48	7	5	2
Robbery	11	5	6	1
Stolen Property Offenses	1	1	1	0
Theft - Pocket-picking	1	0	0	0
Theft - Purse Snatching	0	0	0	0
Theft - Shoplifting	15	6	2	1
Theft From Building	94	20	6	2
Theft From Coin Machine	0	0	0	0
Theft From Motor Vehicle	50	2	3	0
Theft of Motor Vehicle Parts	36	1	0	0
Theft - All Other Larceny	213	30	22	8
Crimes Against Society				
Drug/Narcotic Violations	92	88	86	10
Drug/Narcotic Equipment Violations	46	46	8	1
Gambling - Betting/Wagering	0	0	0	0
Gambling - Operating/Promoting	0	0	0	0
Gambling - Equipment Violations	0	0	0	0
Gambling - Sports Tampering	0	0	0	0
Pornography/Obscene Material	1	0	0	0
Prostitution	0	0	0	0
Prostitution Assisting/Promoting	0	0	0	0
Purchasing Prostitution	0	0	0	0
Weapon Law Violations	32	29	15	6
Total Group A Offenses	1,991	700	376	72



2012 Population Estimate	N/A
Offense Overview	
Offense Total	651
Number Cleared	269
Percent Cleared	41.32 %
Group A Crimes per 100,000 population	N/A
Arrest Overview	
Total Arrests	1,039
Adult Arrests	1,037
Juvenile Arrests	2
Unknown Age	0
Arrests per 100,000 population	N/A
Average number offenses/incident	1.14

Domestic Violence Victims		
Offense	Reported	Cleared
Murder	0	0
Aggravated Assault	24	19
Simple Assault	53	39
Intimidation	14	5
Stalking	1	1
Forcible Rape	0	0
Forcible Sodomy	0	0
Sexual Assault W/Object	0	0
Forcible Fondling	0	0
Incest	0	0
Statutory Rape	0	0
Kidnapping/Abduction	1	1
Total	93	65

TIBRS Group B Arrests		
Offense	Adult	Juvenile
Bad Checks	15	0
Curfew/Vagrancy	1	0
Disorderly Conduct	44	0
DUI	20	0
Drunkenness	35	0
Family-Non Violent	1	0
Liquor Law Violations	9	0
Peeping Tom	0	0
Trespass	6	0
All Other Offenses	664	0
Total Group B	795	0

TIBRS Group A Offenses	Offenses		Arrests	
	Reported	Cleared	Adult	Juvenile
Crimes Against Persons				
Murder	0	0	0	0
Negligent Manslaughter	0	0	0	0
Kidnapping/Abduction	1	1	0	0
Forcible Rape	0	0	0	0
Forcible Sodomy	0	0	0	0
Sexual Assault W/Object	0	0	0	0
Forcible Fondling	1	1	1	0
Incest	0	0	0	0
Statutory Rape	1	0	0	0
Aggravated Assault	69	53	42	0
Simple Assault	80	55	48	2
Intimidation	39	12	10	0
Stalking	4	2	3	0
Commercial Sex Acts	0	0	0	0
Involuntary Servitude	0	0	0	0
Crimes Against Property				
Arson	0	0	0	0
Bribery	0	0	0	0
Burglary	93	17	23	0
Counterfeiting/Forgery	1	1	1	0
Destruction/Damage/Vandalism	47	10	8	0
Embezzlement	0	0	0	0
Extortion/Blackmail	0	0	0	0
Fraud - False Pretenses	6	1	0	0
Fraud - Credit Card/ATM	1	0	0	0
Fraud - Impersonation	7	0	0	0
Fraud - Welfare	0	0	0	0
Fraud - Wire	3	0	0	0
Motor Vehicle Theft	38	13	13	0
Robbery	6	5	8	0
Stolen Property Offenses	0	0	0	0
Theft - Pocket-picking	0	0	0	0
Theft - Purse Snatching	0	0	0	0
Theft - Shoplifting	0	0	0	0
Theft From Building	9	3	3	0
Theft From Coin Machine	0	0	0	0
Theft From Motor Vehicle	42	0	0	0
Theft of Motor Vehicle Parts	5	0	0	0
Theft - All Other Larceny	119	19	20	0
Crimes Against Society				
Drug/Narcotic Violations	46	43	46	0
Drug/Narcotic Equipment Violations	27	27	14	0
Gambling - Betting/Wagering	0	0	0	0
Gambling - Operating/Promoting	0	0	0	0
Gambling - Equipment Violations	0	0	0	0
Gambling - Sports Tampering	0	0	0	0
Pornography/Obscene Material	0	0	0	0
Prostitution	0	0	0	0
Prostitution Assisting/Promoting	0	0	0	0
Purchasing Prostitution	0	0	0	0
Weapon Law Violations	6	6	2	0
Total Group A Offenses	651	269	242	2



Marshall County Sheriff's Office - 2013

2012 Population Estimate	N/A
Offense Overview	
Offense Total	332
Number Cleared	142
Percent Cleared	42.77 %
Group A Crimes per 100,000 population	N/A
Arrest Overview	
Total Arrests	550
Adult Arrests	526
Juvenile Arrests	24
Unknown Age	0
Arrests per 100,000 population	N/A
Average number offenses/incident	1.22

Domestic Violence Victims		
Offense	Reported	Cleared
Murder	0	0
Aggravated Assault	14	11
Simple Assault	49	33
Intimidation	10	4
Stalking	0	0
Forcible Rape	0	0
Forcible Sodomy	0	0
Sexual Assault W/Object	1	1
Forcible Fondling	2	1
Incest	1	1
Statutory Rape	2	1
Kidnapping/Abduction	0	0
Total	79	52

TIBRS Group B Arrests		
Offense	Adult	Juvenile
Bad Checks	21	0
Curfew/Vagrancy	0	0
Disorderly Conduct	7	1
DUI	17	0
Drunkenness	11	1
Family-Non Violent	11	0
Liquor Law Violations	10	0
Peeping Tom	0	0
Trespass	6	0
All Other Offenses	345	1
Total Group B	428	3

TIBRS Group A Offenses	Offenses		Arrests	
	Reported	Cleared	Adult	Juvenile
Crimes Against Persons				
Murder	0	0	0	0
Negligent Manslaughter	0	0	0	0
Kidnapping/Abduction	0	0	0	0
Forcible Rape	0	0	0	0
Forcible Sodomy	0	0	0	0
Sexual Assault W/Object	2	1	1	0
Forcible Fondling	4	3	2	1
Incest	1	1	1	0
Statutory Rape	2	1	1	0
Aggravated Assault	21	17	16	0
Simple Assault	62	41	33	5
Intimidation	21	7	4	1
Stalking	0	0	0	0
Commercial Sex Acts	0	0	0	0
Involuntary Servitude	0	0	0	0
Crimes Against Property				
Arson	2	0	0	0
Bribery	0	0	0	0
Burglary	34	2	2	0
Counterfeiting/Forgery	4	3	3	0
Destruction/Damage/Vandalism	34	16	8	6
Embezzlement	0	0	0	0
Extortion/Blackmail	0	0	0	0
Fraud - False Pretenses	13	1	0	0
Fraud - Credit Card/ATM	0	0	0	0
Fraud - Impersonation	2	0	0	0
Fraud - Welfare	0	0	0	0
Fraud - Wire	0	0	0	0
Motor Vehicle Theft	16	3	1	2
Robbery	1	0	0	0
Stolen Property Offenses	1	1	0	0
Theft - Pocket-picking	0	0	0	0
Theft - Purse Snatching	0	0	0	0
Theft - Shoplifting	0	0	0	0
Theft From Building	21	2	3	0
Theft From Coin Machine	0	0	0	0
Theft From Motor Vehicle	13	2	1	0
Theft of Motor Vehicle Parts	1	0	0	0
Theft - All Other Larceny	36	2	1	0
Crimes Against Society				
Drug/Narcotic Violations	21	20	9	4
Drug/Narcotic Equipment Violations	15	14	12	1
Gambling - Betting/Wagering	0	0	0	0
Gambling - Operating/Promoting	0	0	0	0
Gambling - Equipment Violations	0	0	0	0
Gambling - Sports Tampering	0	0	0	0
Pornography/Obscene Material	1	1	0	1
Prostitution	0	0	0	0
Prostitution Assisting/Promoting	0	0	0	0
Purchasing Prostitution	0	0	0	0
Weapon Law Violations	4	4	0	0
Total Group A Offenses	332	142	98	21



2012 Population Estimate	N/A
Offense Overview	
Offense Total	1,848
Number Cleared	818
Percent Cleared	44.26 %
Group A Crimes per 100,000 population	N/A
Arrest Overview	
Total Arrests	2,406
Adult Arrests	2,214
Juvenile Arrests	192
Unknown Age	0
Arrests per 100,000 population	N/A
Average number offenses/incident	1.17

Domestic Violence Victims		
Offense	Reported	Cleared
Murder	1	1
Aggravated Assault	69	65
Simple Assault	233	169
Intimidation	21	13
Stalking	3	1
Forcible Rape	3	2
Forcible Sodomy	2	1
Sexual Assault W/Object	1	0
Forcible Fondling	7	3
Incest	2	1
Statutory Rape	1	0
Kidnapping/Abduction	3	2
Total	346	258

TIBRS Group B Arrests		
Offense	Adult	Juvenile
Bad Checks	17	0
Curfew/Vagrancy	0	3
Disorderly Conduct	14	16
DUI	39	0
Drunkenness	36	0
Family-Non Violent	302	0
Liquor Law Violations	5	2
Peeping Tom	0	0
Trespass	4	1
All Other Offenses	1,217	31
Total Group B	1,634	53

TIBRS Group A Offenses	Offenses		Arrests	
	Reported	Cleared	Adult	Juvenile
Crimes Against Persons				
Murder	1	1	0	0
Negligent Manslaughter	0	0	0	0
Kidnapping/Abduction	7	3	3	0
Forcible Rape	13	6	2	1
Forcible Sodomy	2	1	0	1
Sexual Assault W/Object	1	0	0	0
Forcible Fondling	21	7	3	1
Incest	2	1	1	0
Statutory Rape	3	1	1	0
Aggravated Assault	124	98	74	5
Simple Assault	404	269	148	79
Intimidation	47	21	16	0
Stalking	11	4	2	0
Commercial Sex Acts	0	0	0	0
Involuntary Servitude	0	0	0	0
Crimes Against Property				
Arson	4	1	1	0
Bribery	0	0	0	0
Burglary	165	13	10	5
Counterfeiting/Forgery	24	14	12	1
Destruction/Damage/Vandalism	207	29	13	0
Embezzlement	2	1	1	0
Extortion/Blackmail	1	1	2	0
Fraud - False Pretenses	55	3	2	0
Fraud - Credit Card/ATM	32	3	3	0
Fraud - Impersonation	42	8	7	1
Fraud - Welfare	0	0	0	0
Fraud - Wire	0	0	0	0
Motor Vehicle Theft	47	18	14	4
Robbery	6	1	1	4
Stolen Property Offenses	5	4	2	1
Theft - Pocket-picking	0	0	0	0
Theft - Purse Snatching	0	0	0	0
Theft - Shoplifting	4	2	3	0
Theft From Building	79	15	8	7
Theft From Coin Machine	1	0	0	0
Theft From Motor Vehicle	60	4	4	0
Theft of Motor Vehicle Parts	22	2	2	0
Theft - All Other Larceny	175	16	16	2
Crimes Against Society				
Drug/Narcotic Violations	171	168	170	20
Drug/Narcotic Equipment Violations	82	80	24	4
Gambling - Betting/Wagering	1	1	28	0
Gambling - Operating/Promoting	0	0	0	0
Gambling - Equipment Violations	0	0	0	0
Gambling - Sports Tampering	0	0	0	0
Pornography/Obscene Material	5	1	0	0
Prostitution	0	0	0	0
Prostitution Assisting/Promoting	0	0	0	0
Purchasing Prostitution	0	0	0	0
Weapon Law Violations	22	21	7	3
Total Group A Offenses	1,848	818	580	139



2012 Population Estimate	N/A
Offense Overview	
Offense Total	1,524
Number Cleared	307
Percent Cleared	20.14 %
Group A Crimes per 100,000 population	N/A
Arrest Overview	
Total Arrests	1,244
Adult Arrests	1,171
Juvenile Arrests	73
Unknown Age	0
Arrests per 100,000 population	N/A
Average number offenses/incident	1.11

Domestic Violence Victims		
Offense	Reported	Cleared
Murder	0	0
Aggravated Assault	27	21
Simple Assault	106	68
Intimidation	5	2
Stalking	3	1
Forcible Rape	0	0
Forcible Sodomy	0	0
Sexual Assault W/Object	0	0
Forcible Fondling	0	0
Incest	0	0
Statutory Rape	0	0
Kidnapping/Abduction	0	0
Total	141	92

TIBRS Group B Arrests		
Offense	Adult	Juvenile
Bad Checks	0	0
Curfew/Vagrancy	0	0
Disorderly Conduct	17	0
DUI	47	0
Drunkenness	11	0
Family-Non Violent	1	0
Liquor Law Violations	0	0
Peeping Tom	0	0
Trespass	2	0
All Other Offenses	830	0
Total Group B	908	0

TIBRS Group A Offenses	Offenses		Arrests	
	Reported	Cleared	Adult	Juvenile
Crimes Against Persons				
Murder	0	0	0	0
Negligent Manslaughter	0	0	0	0
Kidnapping/Abduction	1	0	0	0
Forcible Rape	3	0	0	0
Forcible Sodomy	0	0	0	0
Sexual Assault W/Object	1	0	0	0
Forcible Fondling	0	0	0	0
Incest	0	0	0	0
Statutory Rape	0	0	0	0
Aggravated Assault	81	33	28	1
Simple Assault	232	81	70	11
Intimidation	80	3	3	0
Stalking	8	2	1	0
Commercial Sex Acts	0	0	0	0
Involuntary Servitude	0	0	0	0
Crimes Against Property				
Arson	9	3	2	1
Bribery	0	0	0	0
Burglary	232	24	24	9
Counterfeiting/Forgery	7	1	1	0
Destruction/Damage/Vandalism	172	20	3	32
Embezzlement	0	0	0	0
Extortion/Blackmail	1	0	0	0
Fraud - False Pretenses	13	0	0	0
Fraud - Credit Card/ATM	18	0	0	0
Fraud - Impersonation	2	2	2	0
Fraud - Welfare	0	0	0	0
Fraud - Wire	9	0	0	0
Motor Vehicle Theft	67	9	4	1
Robbery	3	0	0	0
Stolen Property Offenses	1	1	0	0
Theft - Pocket-picking	1	0	0	0
Theft - Purse Snatching	0	0	0	0
Theft - Shoplifting	5	1	1	0
Theft From Building	160	16	15	1
Theft From Coin Machine	0	0	0	0
Theft From Motor Vehicle	55	4	4	0
Theft of Motor Vehicle Parts	17	0	0	0
Theft - All Other Larceny	222	16	13	8
Crimes Against Society				
Drug/Narcotic Violations	93	77	83	9
Drug/Narcotic Equipment Violations	22	10	4	0
Gambling - Betting/Wagering	0	0	0	0
Gambling - Operating/Promoting	0	0	0	0
Gambling - Equipment Violations	0	0	0	0
Gambling - Sports Tampering	0	0	0	0
Pornography/Obscene Material	0	0	0	0
Prostitution	0	0	0	0
Prostitution Assisting/Promoting	0	0	0	0
Purchasing Prostitution	0	0	0	0
Weapon Law Violations	7	4	5	0
Total Group A Offenses	1,524	307	263	73



2012 Population Estimate	N/A
Offense Overview	
Offense Total	879
Number Cleared	314
Percent Cleared	35.72 %
Group A Crimes per 100,000 population	N/A
Arrest Overview	
Total Arrests	880
Adult Arrests	870
Juvenile Arrests	10
Unknown Age	0
Arrests per 100,000 population	N/A
Average number offenses/incident	1.11

Domestic Violence Victims		
Offense	Reported	Cleared
Murder	0	0
Aggravated Assault	21	14
Simple Assault	76	49
Intimidation	16	1
Stalking	0	0
Forcible Rape	1	0
Forcible Sodomy	0	0
Sexual Assault W/Object	0	0
Forcible Fondling	7	3
Incest	0	0
Statutory Rape	2	0
Kidnapping/Abduction	0	0
Total	123	67

TIBRS Group B Arrests		
Offense	Adult	Juvenile
Bad Checks	28	0
Curfew/Vagrancy	0	0
Disorderly Conduct	2	1
DUI	31	0
Drunkenness	15	1
Family-Non Violent	105	0
Liquor Law Violations	4	3
Peeping Tom	0	0
Trespass	5	0
All Other Offenses	382	1
Total Group B	572	6

TIBRS Group A Offenses	Offenses		Arrests	
	Reported	Cleared	Adult	Juvenile
Crimes Against Persons				
Murder	0	0	0	0
Negligent Manslaughter	0	0	0	0
Kidnapping/Abduction	0	0	0	0
Forcible Rape	2	0	0	0
Forcible Sodomy	0	0	0	0
Sexual Assault W/Object	0	0	0	0
Forcible Fondling	9	4	2	0
Incest	0	0	0	0
Statutory Rape	3	0	0	0
Aggravated Assault	57	28	24	1
Simple Assault	131	71	69	1
Intimidation	61	13	14	0
Stalking	1	0	0	0
Commercial Sex Acts	0	0	0	0
Involuntary Servitude	0	0	0	0
Crimes Against Property				
Arson	2	1	0	0
Bribery	0	0	0	0
Burglary	75	11	13	0
Counterfeiting/Forgery	8	2	2	0
Destruction/Damage/Vandalism	103	13	11	0
Embezzlement	2	1	2	0
Extortion/Blackmail	0	0	0	0
Fraud - False Pretenses	1	0	0	0
Fraud - Credit Card/ATM	5	0	0	0
Fraud - Impersonation	5	1	1	0
Fraud - Welfare	0	0	0	0
Fraud - Wire	5	0	0	0
Motor Vehicle Theft	26	4	6	0
Robbery	2	0	0	0
Stolen Property Offenses	5	0	0	0
Theft - Pocket-picking	0	0	0	0
Theft - Purse Snatching	1	0	0	0
Theft - Shoplifting	3	2	2	0
Theft From Building	53	10	10	0
Theft From Coin Machine	0	0	0	0
Theft From Motor Vehicle	28	2	2	0
Theft of Motor Vehicle Parts	23	2	2	0
Theft - All Other Larceny	89	4	5	0
Crimes Against Society				
Drug/Narcotic Violations	145	118	121	2
Drug/Narcotic Equipment Violations	28	21	9	0
Gambling - Betting/Wagering	0	0	0	0
Gambling - Operating/Promoting	0	0	0	0
Gambling - Equipment Violations	0	0	0	0
Gambling - Sports Tampering	0	0	0	0
Pornography/Obscene Material	1	1	1	0
Prostitution	0	0	0	0
Prostitution Assisting/Promoting	0	0	0	0
Purchasing Prostitution	0	0	0	0
Weapon Law Violations	5	5	2	0
Total Group A Offenses	879	314	298	4



2012 Population Estimate	N/A
Offense Overview	
Offense Total	667
Number Cleared	244
Percent Cleared	36.58 %
Group A Crimes per 100,000 population	N/A
Arrest Overview	
Total Arrests	501
Adult Arrests	500
Juvenile Arrests	1
Unknown Age	0
Arrests per 100,000 population	N/A
Average number offenses/incident	1.20

Domestic Violence Victims		
Offense	Reported	Cleared
Murder	0	0
Aggravated Assault	17	13
Simple Assault	47	25
Intimidation	12	0
Stalking	0	0
Forcible Rape	0	0
Forcible Sodomy	0	0
Sexual Assault W/Object	0	0
Forcible Fondling	1	0
Incest	0	0
Statutory Rape	0	0
Kidnapping/Abduction	0	0
Total	77	38

TIBRS Group B Arrests		
Offense	Adult	Juvenile
Bad Checks	0	0
Curfew/Vagrancy	0	0
Disorderly Conduct	3	0
DUI	16	0
Drunkenness	8	0
Family-Non Violent	26	0
Liquor Law Violations	1	0
Peeping Tom	0	0
Trespass	8	0
All Other Offenses	224	0
Total Group B	286	0

TIBRS Group A Offenses	Offenses		Arrests	
	Reported	Cleared	Adult	Juvenile
Crimes Against Persons				
Murder	0	0	0	0
Negligent Manslaughter	0	0	0	0
Kidnapping/Abduction	0	0	0	0
Forcible Rape	4	1	0	0
Forcible Sodomy	0	0	0	0
Sexual Assault W/Object	0	0	0	0
Forcible Fondling	2	0	0	0
Incest	0	0	0	0
Statutory Rape	0	0	0	0
Aggravated Assault	38	24	15	0
Simple Assault	75	36	32	1
Intimidation	40	0	0	0
Stalking	0	0	0	0
Commercial Sex Acts	0	0	0	0
Involuntary Servitude	0	0	0	0
Crimes Against Property				
Arson	2	1	1	0
Bribery	1	1	0	0
Burglary	86	16	18	0
Counterfeiting/Forgery	4	1	0	0
Destruction/Damage/Vandalism	80	14	3	0
Embezzlement	0	0	0	0
Extortion/Blackmail	0	0	0	0
Fraud - False Pretenses	0	0	0	0
Fraud - Credit Card/ATM	5	0	2	0
Fraud - Impersonation	2	2	2	0
Fraud - Welfare	0	0	0	0
Fraud - Wire	0	0	0	0
Motor Vehicle Theft	39	8	5	0
Robbery	2	0	0	0
Stolen Property Offenses	5	3	2	0
Theft - Pocket-picking	0	0	0	0
Theft - Purse Snatching	0	0	0	0
Theft - Shoplifting	5	1	1	0
Theft From Building	6	2	4	0
Theft From Coin Machine	0	0	0	0
Theft From Motor Vehicle	7	0	0	0
Theft of Motor Vehicle Parts	9	2	0	0
Theft - All Other Larceny	125	14	27	0
Crimes Against Society				
Drug/Narcotic Violations	65	61	71	0
Drug/Narcotic Equipment Violations	60	52	30	0
Gambling - Betting/Wagering	0	0	0	0
Gambling - Operating/Promoting	0	0	0	0
Gambling - Equipment Violations	0	0	0	0
Gambling - Sports Tampering	0	0	0	0
Pornography/Obscene Material	0	0	0	0
Prostitution	0	0	0	0
Prostitution Assisting/Promoting	0	0	0	0
Purchasing Prostitution	0	0	0	0
Weapon Law Violations	5	5	1	0
Total Group A Offenses	667	244	214	1



2012 Population Estimate	N/A
Offense Overview	
Offense Total	447
Number Cleared	184
Percent Cleared	41.16 %
Group A Crimes per 100,000 population	N/A
Arrest Overview	
Total Arrests	585
Adult Arrests	531
Juvenile Arrests	54
Unknown Age	0
Arrests per 100,000 population	N/A
Average number offenses/incident	1.10

Domestic Violence Victims		
Offense	Reported	Cleared
Murder	0	0
Aggravated Assault	7	6
Simple Assault	46	36
Intimidation	6	4
Stalking	0	0
Forcible Rape	0	0
Forcible Sodomy	2	0
Sexual Assault W/Object	0	0
Forcible Fondling	0	0
Incest	0	0
Statutory Rape	2	2
Kidnapping/Abduction	0	0
Total	63	48

TIBRS Group B Arrests		
Offense	Adult	Juvenile
Bad Checks	44	0
Curfew/Vagrancy	0	0
Disorderly Conduct	8	0
DUI	30	0
Drunkenness	40	0
Family-Non Violent	2	0
Liquor Law Violations	5	12
Peeping Tom	0	0
Trespass	3	1
All Other Offenses	311	27
Total Group B	443	40

TIBRS Group A Offenses	Offenses		Arrests	
	Reported	Cleared	Adult	Juvenile
Crimes Against Persons				
Murder	0	0	0	0
Negligent Manslaughter	0	0	0	0
Kidnapping/Abduction	0	0	0	0
Forcible Rape	0	0	0	0
Forcible Sodomy	2	0	0	0
Sexual Assault W/Object	0	0	0	0
Forcible Fondling	1	1	0	0
Incest	0	0	0	0
Statutory Rape	2	2	2	0
Aggravated Assault	16	13	7	0
Simple Assault	77	55	40	1
Intimidation	26	10	4	0
Stalking	2	2	2	0
Commercial Sex Acts	0	0	0	0
Involuntary Servitude	0	0	0	0
Crimes Against Property				
Arson	0	0	0	0
Bribery	0	0	0	0
Burglary	10	4	0	0
Counterfeiting/Forgery	49	32	19	1
Destruction/Damage/Vandalism	68	10	2	1
Embezzlement	0	0	0	0
Extortion/Blackmail	0	0	0	0
Fraud - False Pretenses	2	1	0	0
Fraud - Credit Card/ATM	9	0	0	0
Fraud - Impersonation	25	3	0	0
Fraud - Welfare	1	1	0	0
Fraud - Wire	0	0	0	0
Motor Vehicle Theft	5	3	1	3
Robbery	2	0	0	0
Stolen Property Offenses	0	0	0	0
Theft - Pocket-picking	0	0	0	0
Theft - Purse Snatching	0	0	0	0
Theft - Shoplifting	6	6	3	1
Theft From Building	29	4	1	1
Theft From Coin Machine	1	0	0	0
Theft From Motor Vehicle	13	0	0	0
Theft of Motor Vehicle Parts	14	0	0	0
Theft - All Other Larceny	53	7	1	3
Crimes Against Society				
Drug/Narcotic Violations	17	15	4	2
Drug/Narcotic Equipment Violations	10	8	1	0
Gambling - Betting/Wagering	0	0	0	0
Gambling - Operating/Promoting	0	0	0	0
Gambling - Equipment Violations	0	0	0	0
Gambling - Sports Tampering	0	0	0	0
Pornography/Obscene Material	0	0	0	0
Prostitution	0	0	0	0
Prostitution Assisting/Promoting	0	0	0	0
Purchasing Prostitution	0	0	0	0
Weapon Law Violations	7	7	1	1
Total Group A Offenses	447	184	88	14



Monroe County Sheriff's Office - 2013

2012 Population Estimate	N/A
Offense Overview	
Offense Total	1,606
Number Cleared	803
Percent Cleared	50.00 %
Group A Crimes per 100,000 population	N/A
Arrest Overview	
Total Arrests	1,297
Adult Arrests	1,274
Juvenile Arrests	23
Unknown Age	0
Arrests per 100,000 population	N/A
Average number offenses/incident	1.02

Domestic Violence Victims		
Offense	Reported	Cleared
Murder	2	2
Aggravated Assault	58	58
Simple Assault	167	165
Intimidation	117	117
Stalking	2	2
Forcible Rape	0	0
Forcible Sodomy	1	1
Sexual Assault W/Object	0	0
Forcible Fondling	1	1
Incest	0	0
Statutory Rape	0	0
Kidnapping/Abduction	2	2
Total	350	348

TIBRS Group B Arrests		
Offense	Adult	Juvenile
Bad Checks	1	0
Curfew/Vagrancy	0	0
Disorderly Conduct	2	0
DUI	44	0
Drunkenness	33	0
Family-Non Violent	0	0
Liquor Law Violations	1	0
Peeping Tom	0	0
Trespass	45	1
All Other Offenses	608	0
Total Group B	734	1

TIBRS Group A Offenses	Offenses		Arrests	
	Reported	Cleared	Adult	Juvenile
Crimes Against Persons				
Murder	2	2	2	0
Negligent Manslaughter	0	0	0	0
Kidnapping/Abduction	2	2	2	0
Forcible Rape	0	0	0	0
Forcible Sodomy	1	1	1	0
Sexual Assault W/Object	0	0	0	0
Forcible Fondling	3	2	2	0
Incest	0	0	0	0
Statutory Rape	2	1	1	0
Aggravated Assault	114	106	69	2
Simple Assault	228	223	112	6
Intimidation	190	184	81	8
Stalking	2	2	2	0
Commercial Sex Acts	0	0	0	0
Involuntary Servitude	0	0	0	0
Crimes Against Property				
Arson	4	2	1	0
Bribery	0	0	0	0
Burglary	298	76	71	1
Counterfeiting/Forgery	1	1	1	0
Destruction/Damage/Vandalism	167	11	8	2
Embezzlement	0	0	0	0
Extortion/Blackmail	0	0	0	0
Fraud - False Pretenses	16	7	7	0
Fraud - Credit Card/ATM	0	0	0	0
Fraud - Impersonation	1	1	1	0
Fraud - Welfare	0	0	0	0
Fraud - Wire	0	0	0	0
Motor Vehicle Theft	54	26	22	1
Robbery	3	2	2	0
Stolen Property Offenses	0	0	0	0
Theft - Pocket-picking	0	0	0	0
Theft - Purse Snatching	0	0	0	0
Theft - Shoplifting	0	0	0	0
Theft From Building	78	22	15	0
Theft From Coin Machine	0	0	0	0
Theft From Motor Vehicle	37	5	4	0
Theft of Motor Vehicle Parts	0	0	0	0
Theft - All Other Larceny	344	69	62	1
Crimes Against Society				
Drug/Narcotic Violations	38	38	46	1
Drug/Narcotic Equipment Violations	14	13	21	0
Gambling - Betting/Wagering	0	0	0	0
Gambling - Operating/Promoting	0	0	0	0
Gambling - Equipment Violations	0	0	0	0
Gambling - Sports Tampering	0	0	0	0
Pornography/Obscene Material	0	0	0	0
Prostitution	0	0	0	0
Prostitution Assisting/Promoting	0	0	0	0
Purchasing Prostitution	0	0	0	0
Weapon Law Violations	7	7	7	0
Total Group A Offenses	1,606	803	540	22



Montgomery County Sheriff's Office - 2013

2012 Population Estimate	N/A
Offense Overview	
Offense Total	2,093
Number Cleared	888
Percent Cleared	42.43 %
Group A Crimes per 100,000 population	N/A
Arrest Overview	
Total Arrests	1,664
Adult Arrests	1,275
Juvenile Arrests	389
Unknown Age	0
Arrests per 100,000 population	N/A
Average number offenses/incident	1.14

Domestic Violence Victims		
Offense	Reported	Cleared
Murder	2	2
Aggravated Assault	45	41
Simple Assault	172	136
Intimidation	35	7
Stalking	2	2
Forcible Rape	5	2
Forcible Sodomy	1	1
Sexual Assault W/Object	1	0
Forcible Fondling	6	4
Incest	1	0
Statutory Rape	0	0
Kidnapping/Abduction	0	0
Total	270	195

TIBRS Group B Arrests		
Offense	Adult	Juvenile
Bad Checks	38	0
Curfew/Vagrancy	0	0
Disorderly Conduct	5	78
DUI	120	2
Drunkenness	24	0
Family-Non Violent	1	0
Liquor Law Violations	11	7
Peeping Tom	0	0
Trespass	3	2
All Other Offenses	505	42
Total Group B	707	131

TIBRS Group A Offenses	Offenses		Arrests	
	Reported	Cleared	Adult	Juvenile
Crimes Against Persons				
Murder	2	2	3	0
Negligent Manslaughter	0	0	0	0
Kidnapping/Abduction	1	0	0	0
Forcible Rape	9	3	3	0
Forcible Sodomy	1	1	1	0
Sexual Assault W/Object	1	0	0	0
Forcible Fondling	39	15	3	8
Incest	1	0	0	0
Statutory Rape	3	1	1	0
Aggravated Assault	95	76	58	5
Simple Assault	397	214	137	58
Intimidation	136	7	5	0
Stalking	6	3	3	0
Commercial Sex Acts	0	0	0	0
Involuntary Servitude	0	0	0	0
Crimes Against Property				
Arson	4	2	1	1
Bribery	0	0	0	0
Burglary	160	17	15	0
Counterfeiting/Forgery	13	4	5	0
Destruction/Damage/Vandalism	254	74	24	77
Embezzlement	0	0	0	0
Extortion/Blackmail	0	0	0	0
Fraud - False Pretenses	2	0	1	0
Fraud - Credit Card/ATM	29	6	6	0
Fraud - Impersonation	13	4	3	1
Fraud - Welfare	0	0	0	0
Fraud - Wire	3	0	0	0
Motor Vehicle Theft	44	8	5	3
Robbery	7	4	7	0
Stolen Property Offenses	0	0	0	0
Theft - Pocket-picking	4	0	0	0
Theft - Purse Snatching	1	0	0	0
Theft - Shoplifting	15	6	4	3
Theft From Building	191	28	12	16
Theft From Coin Machine	1	0	0	0
Theft From Motor Vehicle	48	10	6	7
Theft of Motor Vehicle Parts	22	1	0	0
Theft - All Other Larceny	198	23	22	4
Crimes Against Society				
Drug/Narcotic Violations	208	205	187	49
Drug/Narcotic Equipment Violations	137	134	41	1
Gambling - Betting/Wagering	0	0	0	0
Gambling - Operating/Promoting	0	0	0	0
Gambling - Equipment Violations	0	0	0	0
Gambling - Sports Tampering	0	0	0	0
Pornography/Obscene Material	6	0	0	0
Prostitution	0	0	0	0
Prostitution Assisting/Promoting	0	0	0	0
Purchasing Prostitution	0	0	0	0
Weapon Law Violations	42	40	15	25
Total Group A Offenses	2,093	888	568	258



2012 Population Estimate	N/A
Offense Overview	
Offense Total	227
Number Cleared	84
Percent Cleared	37.00 %
Group A Crimes per 100,000 population	N/A
Arrest Overview	
Total Arrests	174
Adult Arrests	142
Juvenile Arrests	32
Unknown Age	0
Arrests per 100,000 population	N/A
Average number offenses/incident	1.06

Domestic Violence Victims		
Offense	Reported	Cleared
Murder	0	0
Aggravated Assault	2	2
Simple Assault	22	12
Intimidation	13	4
Stalking	1	0
Forcible Rape	1	0
Forcible Sodomy	0	0
Sexual Assault W/Object	0	0
Forcible Fondling	2	0
Incest	2	1
Statutory Rape	1	0
Kidnapping/Abduction	0	0
Total	44	19

TIBRS Group B Arrests		
Offense	Adult	Juvenile
Bad Checks	3	0
Curfew/Vagrancy	0	0
Disorderly Conduct	0	14
DUI	13	0
Drunkenness	10	0
Family-Non Violent	0	0
Liquor Law Violations	1	0
Peeping Tom	0	0
Trespass	0	0
All Other Offenses	48	0
Total Group B	75	14

TIBRS Group A Offenses	Offenses		Arrests	
	Reported	Cleared	Adult	Juvenile
Crimes Against Persons				
Murder	0	0	0	0
Negligent Manslaughter	0	0	0	0
Kidnapping/Abduction	0	0	0	0
Forcible Rape	3	2	2	0
Forcible Sodomy	0	0	0	0
Sexual Assault W/Object	0	0	0	0
Forcible Fondling	3	0	0	0
Incest	2	1	0	1
Statutory Rape	1	0	0	0
Aggravated Assault	3	3	3	0
Simple Assault	36	20	14	5
Intimidation	21	7	6	1
Stalking	5	4	3	0
Commercial Sex Acts	0	0	0	0
Involuntary Servitude	0	0	0	0
Crimes Against Property				
Arson	0	0	0	0
Bribery	0	0	0	0
Burglary	15	5	4	3
Counterfeiting/Forgery	1	1	1	0
Destruction/Damage/Vandalism	19	1	0	0
Embezzlement	1	0	0	0
Extortion/Blackmail	1	1	1	0
Fraud - False Pretenses	23	12	12	0
Fraud - Credit Card/ATM	1	0	0	0
Fraud - Impersonation	5	0	0	0
Fraud - Welfare	0	0	0	0
Fraud - Wire	0	0	0	0
Motor Vehicle Theft	4	0	0	0
Robbery	0	0	0	0
Stolen Property Offenses	0	0	0	0
Theft - Pocket-picking	0	0	0	0
Theft - Purse Snatching	0	0	0	0
Theft - Shoplifting	0	0	0	0
Theft From Building	6	3	3	0
Theft From Coin Machine	0	0	0	0
Theft From Motor Vehicle	7	1	1	0
Theft of Motor Vehicle Parts	0	0	0	0
Theft - All Other Larceny	58	13	8	8
Crimes Against Society				
Drug/Narcotic Violations	8	7	7	0
Drug/Narcotic Equipment Violations	3	3	2	0
Gambling - Betting/Wagering	0	0	0	0
Gambling - Operating/Promoting	0	0	0	0
Gambling - Equipment Violations	0	0	0	0
Gambling - Sports Tampering	0	0	0	0
Pornography/Obscene Material	1	0	0	0
Prostitution	0	0	0	0
Prostitution Assisting/Promoting	0	0	0	0
Purchasing Prostitution	0	0	0	0
Weapon Law Violations	0	0	0	0
Total Group A Offenses	227	84	67	18



Morgan County Sheriff's Office - 2013

2012 Population Estimate	N/A
Offense Overview	
Offense Total	807
Number Cleared	232
Percent Cleared	28.75 %
Group A Crimes per 100,000 population	N/A
Arrest Overview	
Total Arrests	468
Adult Arrests	467
Juvenile Arrests	1
Unknown Age	0
Arrests per 100,000 population	N/A
Average number offenses/incident	1.16

Domestic Violence Victims		
Offense	Reported	Cleared
Murder	0	0
Aggravated Assault	11	7
Simple Assault	59	32
Intimidation	0	0
Stalking	0	0
Forcible Rape	2	0
Forcible Sodomy	0	0
Sexual Assault W/Object	0	0
Forcible Fondling	1	0
Incest	0	0
Statutory Rape	0	0
Kidnapping/Abduction	0	0
Total	73	39

TIBRS Group B Arrests		
Offense	Adult	Juvenile
Bad Checks	1	0
Curfew/Vagrancy	0	0
Disorderly Conduct	3	0
DUI	18	0
Drunkenness	8	0
Family-Non Violent	8	0
Liquor Law Violations	3	0
Peeping Tom	0	0
Trespass	2	0
All Other Offenses	212	0
Total Group B	255	0

TIBRS Group A Offenses	Offenses		Arrests	
	Reported	Cleared	Adult	Juvenile
Crimes Against Persons				
Murder	1	0	0	0
Negligent Manslaughter	0	0	0	0
Kidnapping/Abduction	0	0	0	0
Forcible Rape	3	0	0	0
Forcible Sodomy	0	0	0	0
Sexual Assault W/Object	0	0	0	0
Forcible Fondling	2	0	0	0
Incest	0	0	0	0
Statutory Rape	1	0	0	0
Aggravated Assault	38	18	16	0
Simple Assault	85	39	33	0
Intimidation	4	0	0	0
Stalking	3	0	0	0
Commercial Sex Acts	0	0	0	0
Involuntary Servitude	0	0	0	0
Crimes Against Property				
Arson	1	0	0	0
Bribery	0	0	0	0
Burglary	94	12	13	0
Counterfeiting/Forgery	13	4	5	0
Destruction/Damage/Vandalism	84	9	3	0
Embezzlement	3	0	0	0
Extortion/Blackmail	0	0	0	0
Fraud - False Pretenses	4	1	0	0
Fraud - Credit Card/ATM	13	1	1	0
Fraud - Impersonation	3	1	1	0
Fraud - Welfare	1	0	0	0
Fraud - Wire	0	0	0	0
Motor Vehicle Theft	27	0	0	0
Robbery	1	0	0	0
Stolen Property Offenses	1	0	0	0
Theft - Pocket-picking	0	0	0	0
Theft - Purse Snatching	1	0	0	0
Theft - Shoplifting	5	1	1	0
Theft From Building	124	12	9	0
Theft From Coin Machine	1	1	1	0
Theft From Motor Vehicle	30	3	3	0
Theft of Motor Vehicle Parts	8	0	0	0
Theft - All Other Larceny	103	15	10	1
Crimes Against Society				
Drug/Narcotic Violations	94	71	87	0
Drug/Narcotic Equipment Violations	49	37	24	0
Gambling - Betting/Wagering	0	0	0	0
Gambling - Operating/Promoting	0	0	0	0
Gambling - Equipment Violations	0	0	0	0
Gambling - Sports Tampering	0	0	0	0
Pornography/Obscene Material	1	0	0	0
Prostitution	0	0	0	0
Prostitution Assisting/Promoting	0	0	0	0
Purchasing Prostitution	0	0	0	0
Weapon Law Violations	9	7	5	0
Total Group A Offenses	807	232	212	1



2012 Population Estimate	N/A
Offense Overview	
Offense Total	426
Number Cleared	172
Percent Cleared	40.38 %
Group A Crimes per 100,000 population	N/A
Arrest Overview	
Total Arrests	341
Adult Arrests	305
Juvenile Arrests	36
Unknown Age	0
Arrests per 100,000 population	N/A
Average number offenses/incident	1.20

Domestic Violence Victims		
Offense	Reported	Cleared
Murder	0	0
Aggravated Assault	8	7
Simple Assault	50	45
Intimidation	2	1
Stalking	0	0
Forcible Rape	0	0
Forcible Sodomy	0	0
Sexual Assault W/Object	0	0
Forcible Fondling	2	1
Incest	0	0
Statutory Rape	1	0
Kidnapping/Abduction	0	0
Total	63	54

TIBRS Group B Arrests		
Offense	Adult	Juvenile
Bad Checks	52	0
Curfew/Vagrancy	0	0
Disorderly Conduct	1	1
DUI	8	0
Drunkenness	7	0
Family-Non Violent	2	0
Liquor Law Violations	4	3
Peeping Tom	0	0
Trespass	3	0
All Other Offenses	91	15
Total Group B	168	19

TIBRS Group A Offenses	Offenses		Arrests	
	Reported	Cleared	Adult	Juvenile
Crimes Against Persons				
Murder	0	0	0	0
Negligent Manslaughter	1	1	2	0
Kidnapping/Abduction	0	0	0	0
Forcible Rape	2	0	0	0
Forcible Sodomy	0	0	0	0
Sexual Assault W/Object	0	0	0	0
Forcible Fondling	3	2	1	1
Incest	0	0	0	0
Statutory Rape	1	0	0	0
Aggravated Assault	18	15	9	3
Simple Assault	74	56	44	8
Intimidation	5	1	1	0
Stalking	0	0	0	0
Commercial Sex Acts	0	0	0	0
Involuntary Servitude	0	0	0	0
Crimes Against Property				
Arson	1	1	1	0
Bribery	0	0	0	0
Burglary	66	6	7	1
Counterfeiting/Forgery	1	1	1	0
Destruction/Damage/Vandalism	52	7	2	1
Embezzlement	0	0	0	0
Extortion/Blackmail	0	0	0	0
Fraud - False Pretenses	20	11	10	0
Fraud - Credit Card/ATM	4	1	1	0
Fraud - Impersonation	1	0	0	0
Fraud - Welfare	0	0	0	0
Fraud - Wire	1	0	0	0
Motor Vehicle Theft	17	6	5	0
Robbery	0	0	0	0
Stolen Property Offenses	0	0	0	0
Theft - Pocket-picking	0	0	0	0
Theft - Purse Snatching	0	0	0	0
Theft - Shoplifting	0	0	0	0
Theft From Building	33	6	5	0
Theft From Coin Machine	0	0	0	0
Theft From Motor Vehicle	25	5	5	0
Theft of Motor Vehicle Parts	3	0	0	0
Theft - All Other Larceny	52	8	9	0
Crimes Against Society				
Drug/Narcotic Violations	27	27	31	2
Drug/Narcotic Equipment Violations	14	14	1	1
Gambling - Betting/Wagering	0	0	0	0
Gambling - Operating/Promoting	0	0	0	0
Gambling - Equipment Violations	0	0	0	0
Gambling - Sports Tampering	0	0	0	0
Pornography/Obscene Material	0	0	0	0
Prostitution	0	0	0	0
Prostitution Assisting/Promoting	0	0	0	0
Purchasing Prostitution	0	0	0	0
Weapon Law Violations	5	4	2	0
Total Group A Offenses	426	172	137	17



Overton County Sheriff's Office - 2013

2012 Population Estimate	N/A
Offense Overview	
Offense Total	650
Number Cleared	295
Percent Cleared	45.38 %
Group A Crimes per 100,000 population	N/A
Arrest Overview	
Total Arrests	763
Adult Arrests	740
Juvenile Arrests	23
Unknown Age	0
Arrests per 100,000 population	N/A
Average number offenses/incident	1.22

Domestic Violence Victims		
Offense	Reported	Cleared
Murder	1	1
Aggravated Assault	14	12
Simple Assault	74	62
Intimidation	7	4
Stalking	0	0
Forcible Rape	1	1
Forcible Sodomy	0	0
Sexual Assault W/Object	0	0
Forcible Fondling	0	0
Incest	0	0
Statutory Rape	0	0
Kidnapping/Abduction	0	0
Total	97	80

TIBRS Group B Arrests		
Offense	Adult	Juvenile
Bad Checks	11	0
Curfew/Vagrancy	0	0
Disorderly Conduct	4	0
DUI	87	0
Drunkenness	41	14
Family-Non Violent	8	2
Liquor Law Violations	10	0
Peeping Tom	0	0
Trespass	2	0
All Other Offenses	335	0
Total Group B	498	16

TIBRS Group A Offenses	Offenses		Arrests	
	Reported	Cleared	Adult	Juvenile
Crimes Against Persons				
Murder	1	1	0	0
Negligent Manslaughter	0	0	0	0
Kidnapping/Abduction	0	0	0	0
Forcible Rape	3	2	2	0
Forcible Sodomy	0	0	0	0
Sexual Assault W/Object	0	0	0	0
Forcible Fondling	1	0	0	0
Incest	0	0	0	0
Statutory Rape	0	0	0	0
Aggravated Assault	32	24	18	0
Simple Assault	87	71	58	2
Intimidation	22	4	3	0
Stalking	1	0	0	0
Commercial Sex Acts	0	0	0	0
Involuntary Servitude	0	0	0	0
Crimes Against Property				
Arson	5	0	0	0
Bribery	0	0	0	0
Burglary	109	11	9	0
Counterfeiting/Forgery	3	1	1	0
Destruction/Damage/Vandalism	73	6	5	0
Embezzlement	2	0	0	0
Extortion/Blackmail	0	0	0	0
Fraud - False Pretenses	6	0	0	0
Fraud - Credit Card/ATM	2	0	0	0
Fraud - Impersonation	1	0	0	0
Fraud - Welfare	0	0	0	0
Fraud - Wire	16	0	0	0
Motor Vehicle Theft	19	6	5	0
Robbery	1	1	2	0
Stolen Property Offenses	0	0	0	0
Theft - Pocket-picking	0	0	0	0
Theft - Purse Snatching	0	0	0	0
Theft - Shoplifting	0	0	0	0
Theft From Building	24	13	13	0
Theft From Coin Machine	0	0	0	0
Theft From Motor Vehicle	21	4	6	2
Theft of Motor Vehicle Parts	6	3	3	0
Theft - All Other Larceny	63	9	7	0
Crimes Against Society				
Drug/Narcotic Violations	77	72	70	3
Drug/Narcotic Equipment Violations	66	60	35	0
Gambling - Betting/Wagering	0	0	0	0
Gambling - Operating/Promoting	0	0	0	0
Gambling - Equipment Violations	0	0	0	0
Gambling - Sports Tampering	0	0	0	0
Pornography/Obscene Material	0	0	0	0
Prostitution	0	0	0	0
Prostitution Assisting/Promoting	0	0	0	0
Purchasing Prostitution	0	0	0	0
Weapon Law Violations	9	7	5	0
Total Group A Offenses	650	295	242	7



Perry County Sheriff's Office - 2013

2012 Population Estimate	N/A
Offense Overview	
Offense Total	353
Number Cleared	204
Percent Cleared	57.79 %
Group A Crimes per 100,000 population	N/A
Arrest Overview	
Total Arrests	294
Adult Arrests	278
Juvenile Arrests	16
Unknown Age	0
Arrests per 100,000 population	N/A
Average number offenses/incident	1.17

Domestic Violence Victims		
Offense	Reported	Cleared
Murder	0	0
Aggravated Assault	5	4
Simple Assault	32	21
Intimidation	4	0
Stalking	0	0
Forcible Rape	0	0
Forcible Sodomy	0	0
Sexual Assault W/Object	0	0
Forcible Fondling	0	0
Incest	0	0
Statutory Rape	0	0
Kidnapping/Abduction	0	0
Total	41	25

TIBRS Group B Arrests		
Offense	Adult	Juvenile
Bad Checks	1	0
Curfew/Vagrancy	0	0
Disorderly Conduct	6	0
DUI	18	0
Drunkenness	11	0
Family-Non Violent	3	0
Liquor Law Violations	2	0
Peeping Tom	0	0
Trespass	3	0
All Other Offenses	71	6
Total Group B	115	6

TIBRS Group A Offenses	Offenses		Arrests	
	Reported	Cleared	Adult	Juvenile
Crimes Against Persons				
Murder	0	0	0	0
Negligent Manslaughter	0	0	0	0
Kidnapping/Abduction	0	0	0	0
Forcible Rape	0	0	0	0
Forcible Sodomy	0	0	0	0
Sexual Assault W/Object	0	0	0	0
Forcible Fondling	0	0	0	0
Incest	0	0	0	0
Statutory Rape	0	0	0	0
Aggravated Assault	28	17	9	1
Simple Assault	46	27	19	3
Intimidation	14	1	1	0
Stalking	1	0	0	0
Commercial Sex Acts	0	0	0	0
Involuntary Servitude	0	0	0	0
Crimes Against Property				
Arson	0	0	0	0
Bribery	0	0	0	0
Burglary	22	5	4	5
Counterfeiting/Forgery	1	0	0	0
Destruction/Damage/Vandalism	23	9	5	1
Embezzlement	0	0	0	0
Extortion/Blackmail	0	0	0	0
Fraud - False Pretenses	1	0	0	0
Fraud - Credit Card/ATM	13	2	2	0
Fraud - Impersonation	3	0	0	0
Fraud - Welfare	0	0	0	0
Fraud - Wire	0	0	0	0
Motor Vehicle Theft	11	6	4	0
Robbery	1	0	0	0
Stolen Property Offenses	0	0	0	0
Theft - Pocket-picking	0	0	0	0
Theft - Purse Snatching	0	0	0	0
Theft - Shoplifting	9	6	5	0
Theft From Building	9	1	1	0
Theft From Coin Machine	0	0	0	0
Theft From Motor Vehicle	8	0	0	0
Theft of Motor Vehicle Parts	0	0	0	0
Theft - All Other Larceny	34	5	5	0
Crimes Against Society				
Drug/Narcotic Violations	100	97	95	0
Drug/Narcotic Equipment Violations	25	24	10	0
Gambling - Betting/Wagering	0	0	0	0
Gambling - Operating/Promoting	0	0	0	0
Gambling - Equipment Violations	0	0	0	0
Gambling - Sports Tampering	0	0	0	0
Pornography/Obscene Material	0	0	0	0
Prostitution	0	0	0	0
Prostitution Assisting/Promoting	0	0	0	0
Purchasing Prostitution	0	0	0	0
Weapon Law Violations	4	4	3	0
Total Group A Offenses	353	204	163	10



Pickett County Sheriff's Office - 2013

2012 Population Estimate	N/A
Offense Overview	
Offense Total	100
Number Cleared	55
Percent Cleared	55.00 %
Group A Crimes per 100,000 population	N/A
Arrest Overview	
Total Arrests	163
Adult Arrests	163
Juvenile Arrests	0
Unknown Age	0
Arrests per 100,000 population	N/A
Average number offenses/incident	1.10

Domestic Violence Victims		
Offense	Reported	Cleared
Murder	0	0
Aggravated Assault	1	1
Simple Assault	6	6
Intimidation	3	3
Stalking	0	0
Forcible Rape	0	0
Forcible Sodomy	0	0
Sexual Assault W/Object	0	0
Forcible Fondling	0	0
Incest	0	0
Statutory Rape	0	0
Kidnapping/Abduction	0	0
Total	10	10

TIBRS Group B Arrests		
Offense	Adult	Juvenile
Bad Checks	2	0
Curfew/Vagrancy	0	0
Disorderly Conduct	1	0
DUI	14	0
Drunkenness	13	0
Family-Non Violent	0	0
Liquor Law Violations	0	0
Peeping Tom	0	0
Trespass	3	0
All Other Offenses	76	0
Total Group B	109	0

TIBRS Group A Offenses	Offenses		Arrests	
	Reported	Cleared	Adult	Juvenile
Crimes Against Persons				
Murder	0	0	0	0
Negligent Manslaughter	0	0	0	0
Kidnapping/Abduction	0	0	0	0
Forcible Rape	0	0	0	0
Forcible Sodomy	0	0	0	0
Sexual Assault W/Object	0	0	0	0
Forcible Fondling	2	2	1	0
Incest	0	0	0	0
Statutory Rape	0	0	0	0
Aggravated Assault	1	1	1	0
Simple Assault	6	6	6	0
Intimidation	3	3	3	0
Stalking	0	0	0	0
Commercial Sex Acts	0	0	0	0
Involuntary Servitude	0	0	0	0
Crimes Against Property				
Arson	0	0	0	0
Bribery	0	0	0	0
Burglary	8	5	5	0
Counterfeiting/Forgery	0	0	0	0
Destruction/Damage/Vandalism	13	2	2	0
Embezzlement	0	0	0	0
Extortion/Blackmail	0	0	0	0
Fraud - False Pretenses	0	0	0	0
Fraud - Credit Card/ATM	3	0	0	0
Fraud - Impersonation	0	0	0	0
Fraud - Welfare	0	0	0	0
Fraud - Wire	0	0	0	0
Motor Vehicle Theft	4	1	1	0
Robbery	0	0	0	0
Stolen Property Offenses	0	0	0	0
Theft - Pocket-picking	0	0	0	0
Theft - Purse Snatching	1	1	1	0
Theft - Shoplifting	0	0	0	0
Theft From Building	7	1	1	0
Theft From Coin Machine	1	0	0	0
Theft From Motor Vehicle	3	0	0	0
Theft of Motor Vehicle Parts	2	0	0	0
Theft - All Other Larceny	9	0	0	0
Crimes Against Society				
Drug/Narcotic Violations	24	22	27	0
Drug/Narcotic Equipment Violations	13	11	6	0
Gambling - Betting/Wagering	0	0	0	0
Gambling - Operating/Promoting	0	0	0	0
Gambling - Equipment Violations	0	0	0	0
Gambling - Sports Tampering	0	0	0	0
Pornography/Obscene Material	0	0	0	0
Prostitution	0	0	0	0
Prostitution Assisting/Promoting	0	0	0	0
Purchasing Prostitution	0	0	0	0
Weapon Law Violations	0	0	0	0
Total Group A Offenses	100	55	54	0



Polk County Sheriff's Office - 2013

2012 Population Estimate	N/A
Offense Overview	
Offense Total	631
Number Cleared	278
Percent Cleared	44.06 %
Group A Crimes per 100,000 population	N/A
Arrest Overview	
Total Arrests	691
Adult Arrests	681
Juvenile Arrests	10
Unknown Age	0
Arrests per 100,000 population	N/A
Average number offenses/incident	1.20

Domestic Violence Victims		
Offense	Reported	Cleared
Murder	0	0
Aggravated Assault	9	9
Simple Assault	55	42
Intimidation	4	2
Stalking	1	1
Forcible Rape	2	2
Forcible Sodomy	0	0
Sexual Assault W/Object	0	0
Forcible Fondling	0	0
Incest	0	0
Statutory Rape	0	0
Kidnapping/Abduction	0	0
Total	71	56

TIBRS Group B Arrests		
Offense	Adult	Juvenile
Bad Checks	0	0
Curfew/Vagrancy	0	0
Disorderly Conduct	10	0
DUI	37	0
Drunkenness	24	0
Family-Non Violent	2	0
Liquor Law Violations	2	0
Peeping Tom	0	0
Trespass	7	0
All Other Offenses	368	3
Total Group B	450	3

TIBRS Group A Offenses	Offenses		Arrests	
	Reported	Cleared	Adult	Juvenile
Crimes Against Persons				
Murder	0	0	0	0
Negligent Manslaughter	0	0	0	0
Kidnapping/Abduction	0	0	0	0
Forcible Rape	2	2	2	0
Forcible Sodomy	0	0	0	0
Sexual Assault W/Object	0	0	0	0
Forcible Fondling	2	2	2	0
Incest	0	0	0	0
Statutory Rape	0	0	0	0
Aggravated Assault	17	15	11	0
Simple Assault	66	44	39	0
Intimidation	5	3	2	0
Stalking	2	2	1	0
Commercial Sex Acts	0	0	0	0
Involuntary Servitude	0	0	0	0
Crimes Against Property				
Arson	0	0	0	0
Bribery	0	0	0	0
Burglary	88	21	22	3
Counterfeiting/Forgery	6	4	4	0
Destruction/Damage/Vandalism	76	9	3	1
Embezzlement	0	0	0	0
Extortion/Blackmail	0	0	0	0
Fraud - False Pretenses	0	0	0	0
Fraud - Credit Card/ATM	2	0	0	0
Fraud - Impersonation	1	1	1	0
Fraud - Welfare	0	0	0	0
Fraud - Wire	0	0	0	0
Motor Vehicle Theft	48	14	9	1
Robbery	2	1	3	0
Stolen Property Offenses	0	0	0	0
Theft - Pocket-picking	1	0	0	0
Theft - Purse Snatching	0	0	0	0
Theft - Shoplifting	11	4	5	0
Theft From Building	55	10	7	1
Theft From Coin Machine	0	0	0	0
Theft From Motor Vehicle	24	3	2	0
Theft of Motor Vehicle Parts	4	1	1	0
Theft - All Other Larceny	83	11	12	0
Crimes Against Society				
Drug/Narcotic Violations	74	73	90	0
Drug/Narcotic Equipment Violations	53	50	11	1
Gambling - Betting/Wagering	0	0	0	0
Gambling - Operating/Promoting	0	0	0	0
Gambling - Equipment Violations	0	0	0	0
Gambling - Sports Tampering	0	0	0	0
Pornography/Obscene Material	0	0	0	0
Prostitution	0	0	0	0
Prostitution Assisting/Promoting	0	0	0	0
Purchasing Prostitution	0	0	0	0
Weapon Law Violations	9	8	4	0
Total Group A Offenses	631	278	231	7



Putnam County Sheriff's Office - 2013

2012 Population Estimate	N/A
Offense Overview	
Offense Total	1,743
Number Cleared	391
Percent Cleared	22.43 %
Group A Crimes per 100,000 population	N/A
Arrest Overview	
Total Arrests	2,368
Adult Arrests	2,344
Juvenile Arrests	24
Unknown Age	0
Arrests per 100,000 population	N/A
Average number offenses/incident	1.19

Domestic Violence Victims		
Offense	Reported	Cleared
Murder	1	1
Aggravated Assault	66	57
Simple Assault	140	105
Intimidation	21	4
Stalking	0	0
Forcible Rape	0	0
Forcible Sodomy	0	0
Sexual Assault W/Object	0	0
Forcible Fondling	2	0
Incest	0	0
Statutory Rape	1	0
Kidnapping/Abduction	1	1
Total	232	168

TIBRS Group B Arrests		
Offense	Adult	Juvenile
Bad Checks	105	0
Curfew/Vagrancy	0	0
Disorderly Conduct	10	1
DUI	69	0
Drunkenness	61	0
Family-Non Violent	0	2
Liquor Law Violations	4	1
Peeping Tom	0	0
Trespass	7	0
All Other Offenses	1,734	4
Total Group B	1,990	8

TIBRS Group A Offenses	Offenses		Arrests	
	Reported	Cleared	Adult	Juvenile
Crimes Against Persons				
Murder	1	1	1	0
Negligent Manslaughter	0	0	0	0
Kidnapping/Abduction	1	1	0	0
Forcible Rape	3	0	0	0
Forcible Sodomy	0	0	0	0
Sexual Assault W/Object	0	0	0	0
Forcible Fondling	6	0	0	0
Incest	0	0	0	0
Statutory Rape	1	0	0	0
Aggravated Assault	99	79	61	6
Simple Assault	212	114	102	3
Intimidation	56	4	4	0
Stalking	0	0	0	0
Commercial Sex Acts	0	0	0	0
Involuntary Servitude	0	0	0	0
Crimes Against Property				
Arson	2	0	0	0
Bribery	0	0	0	0
Burglary	237	15	13	0
Counterfeiting/Forgery	23	6	1	0
Destruction/Damage/Vandalism	305	14	11	0
Embezzlement	1	1	1	0
Extortion/Blackmail	1	0	0	0
Fraud - False Pretenses	56	2	2	0
Fraud - Credit Card/ATM	38	2	1	0
Fraud - Impersonation	14	5	5	0
Fraud - Welfare	0	0	0	0
Fraud - Wire	23	0	0	0
Motor Vehicle Theft	38	4	2	0
Robbery	5	4	6	0
Stolen Property Offenses	0	0	0	0
Theft - Pocket-picking	1	0	0	0
Theft - Purse Snatching	0	0	0	0
Theft - Shoplifting	6	1	2	0
Theft From Building	102	5	6	0
Theft From Coin Machine	2	0	0	0
Theft From Motor Vehicle	73	2	2	0
Theft of Motor Vehicle Parts	62	0	0	0
Theft - All Other Larceny	244	16	24	0
Crimes Against Society				
Drug/Narcotic Violations	78	71	82	2
Drug/Narcotic Equipment Violations	50	44	28	5
Gambling - Betting/Wagering	0	0	0	0
Gambling - Operating/Promoting	0	0	0	0
Gambling - Equipment Violations	0	0	0	0
Gambling - Sports Tampering	0	0	0	0
Pornography/Obscene Material	0	0	0	0
Prostitution	1	0	0	0
Prostitution Assisting/Promoting	0	0	0	0
Purchasing Prostitution	0	0	0	0
Weapon Law Violations	0	0	0	0
Total Group A Offenses	1,743	391	354	16



Rhea County Sheriff's Office - 2013

2012 Population Estimate	N/A
Offense Overview	
Offense Total	885
Number Cleared	497
Percent Cleared	56.16 %
Group A Crimes per 100,000 population	N/A
Arrest Overview	
Total Arrests	1,016
Adult Arrests	981
Juvenile Arrests	35
Unknown Age	0
Arrests per 100,000 population	N/A
Average number offenses/incident	1.20

Domestic Violence Victims		
Offense	Reported	Cleared
Murder	1	1
Aggravated Assault	26	18
Simple Assault	64	47
Intimidation	14	6
Stalking	1	1
Forcible Rape	2	2
Forcible Sodomy	0	0
Sexual Assault W/Object	0	0
Forcible Fondling	0	0
Incest	2	2
Statutory Rape	0	0
Kidnapping/Abduction	0	0
Total	110	77

TIBRS Group B Arrests		
Offense	Adult	Juvenile
Bad Checks	7	0
Curfew/Vagrancy	0	0
Disorderly Conduct	15	12
DUI	71	2
Drunkenness	66	0
Family-Non Violent	1	0
Liquor Law Violations	12	2
Peeping Tom	0	0
Trespass	2	0
All Other Offenses	532	6
Total Group B	706	22

TIBRS Group A Offenses	Offenses		Arrests	
	Reported	Cleared	Adult	Juvenile
Crimes Against Persons				
Murder	1	1	0	0
Negligent Manslaughter	0	0	0	0
Kidnapping/Abduction	0	0	0	0
Forcible Rape	4	4	4	0
Forcible Sodomy	0	0	0	0
Sexual Assault W/Object	0	0	0	0
Forcible Fondling	4	4	3	0
Incest	2	2	1	0
Statutory Rape	1	1	1	0
Aggravated Assault	56	35	22	2
Simple Assault	112	64	52	1
Intimidation	30	7	4	0
Stalking	1	1	1	0
Commercial Sex Acts	0	0	0	0
Involuntary Servitude	0	0	0	0
Crimes Against Property				
Arson	4	2	1	1
Bribery	0	0	0	0
Burglary	97	19	12	0
Counterfeiting/Forgery	0	0	0	0
Destruction/Damage/Vandalism	62	8	5	1
Embezzlement	1	0	0	0
Extortion/Blackmail	0	0	0	0
Fraud - False Pretenses	3	2	1	0
Fraud - Credit Card/ATM	0	0	0	0
Fraud - Impersonation	7	4	2	0
Fraud - Welfare	0	0	0	0
Fraud - Wire	0	0	0	0
Motor Vehicle Theft	19	7	6	0
Robbery	3	2	2	0
Stolen Property Offenses	1	1	1	0
Theft - Pocket-picking	0	0	0	0
Theft - Purse Snatching	0	0	0	0
Theft - Shoplifting	5	4	4	0
Theft From Building	65	8	4	1
Theft From Coin Machine	0	0	0	0
Theft From Motor Vehicle	19	1	0	0
Theft of Motor Vehicle Parts	13	4	2	1
Theft - All Other Larceny	65	6	3	1
Crimes Against Society				
Drug/Narcotic Violations	169	169	117	5
Drug/Narcotic Equipment Violations	123	123	22	0
Gambling - Betting/Wagering	0	0	0	0
Gambling - Operating/Promoting	0	0	0	0
Gambling - Equipment Violations	0	0	0	0
Gambling - Sports Tampering	0	0	0	0
Pornography/Obscene Material	0	0	0	0
Prostitution	0	0	0	0
Prostitution Assisting/Promoting	0	0	0	0
Purchasing Prostitution	0	0	0	0
Weapon Law Violations	18	18	5	0
Total Group A Offenses	885	497	275	13



Roane County Sheriff's Office - 2013

2012 Population Estimate	N/A
Offense Overview	
Offense Total	1,092
Number Cleared	526
Percent Cleared	48.17 %
Group A Crimes per 100,000 population	N/A
Arrest Overview	
Total Arrests	1,404
Adult Arrests	1,391
Juvenile Arrests	13
Unknown Age	0
Arrests per 100,000 population	N/A
Average number offenses/incident	1.16

Domestic Violence Victims		
Offense	Reported	Cleared
Murder	0	0
Aggravated Assault	31	28
Simple Assault	95	86
Intimidation	6	2
Stalking	1	1
Forcible Rape	1	1
Forcible Sodomy	0	0
Sexual Assault W/Object	0	0
Forcible Fondling	0	0
Incest	0	0
Statutory Rape	0	0
Kidnapping/Abduction	0	0
Total	134	118

TIBRS Group B Arrests		
Offense	Adult	Juvenile
Bad Checks	0	0
Curfew/Vagrancy	0	0
Disorderly Conduct	1	0
DUI	58	0
Drunkenness	24	0
Family-Non Violent	22	0
Liquor Law Violations	13	2
Peeping Tom	0	0
Trespass	7	0
All Other Offenses	866	0
Total Group B	991	2

TIBRS Group A Offenses	Offenses		Arrests	
	Reported	Cleared	Adult	Juvenile
Crimes Against Persons				
Murder	0	0	0	0
Negligent Manslaughter	1	1	1	0
Kidnapping/Abduction	2	1	1	0
Forcible Rape	4	1	0	1
Forcible Sodomy	0	0	0	0
Sexual Assault W/Object	0	0	0	0
Forcible Fondling	3	2	2	0
Incest	0	0	0	0
Statutory Rape	0	0	0	0
Aggravated Assault	62	50	30	2
Simple Assault	134	109	99	1
Intimidation	26	2	2	0
Stalking	1	1	1	0
Commercial Sex Acts	0	0	0	0
Involuntary Servitude	0	0	0	0
Crimes Against Property				
Arson	0	0	0	0
Bribery	0	0	0	0
Burglary	182	23	20	0
Counterfeiting/Forgery	1	1	0	0
Destruction/Damage/Vandalism	57	16	6	0
Embezzlement	0	0	0	0
Extortion/Blackmail	0	0	0	0
Fraud - False Pretenses	1	1	1	0
Fraud - Credit Card/ATM	1	1	1	0
Fraud - Impersonation	1	0	0	0
Fraud - Welfare	0	0	0	0
Fraud - Wire	1	0	0	0
Motor Vehicle Theft	21	4	3	1
Robbery	6	3	1	0
Stolen Property Offenses	0	0	0	0
Theft - Pocket-picking	0	0	0	0
Theft - Purse Snatching	1	1	1	0
Theft - Shoplifting	5	1	1	0
Theft From Building	108	17	16	0
Theft From Coin Machine	0	0	0	0
Theft From Motor Vehicle	61	4	3	0
Theft of Motor Vehicle Parts	5	0	0	0
Theft - All Other Larceny	117	12	11	0
Crimes Against Society				
Drug/Narcotic Violations	165	156	141	5
Drug/Narcotic Equipment Violations	107	104	50	0
Gambling - Betting/Wagering	0	0	0	0
Gambling - Operating/Promoting	0	0	0	0
Gambling - Equipment Violations	0	0	0	0
Gambling - Sports Tampering	0	0	0	0
Pornography/Obscene Material	3	0	0	0
Prostitution	0	0	0	0
Prostitution Assisting/Promoting	0	0	0	0
Purchasing Prostitution	0	0	0	0
Weapon Law Violations	16	15	9	1
Total Group A Offenses	1,092	526	400	11



2012 Population Estimate	N/A
Offense Overview	
Offense Total	750
Number Cleared	463
Percent Cleared	61.73 %
Group A Crimes per 100,000 population	N/A
Arrest Overview	
Total Arrests	1,712
Adult Arrests	1,657
Juvenile Arrests	55
Unknown Age	0
Arrests per 100,000 population	N/A
Average number offenses/incident	1.15

Domestic Violence Victims		
Offense	Reported	Cleared
Murder	2	1
Aggravated Assault	44	40
Simple Assault	98	91
Intimidation	0	0
Stalking	0	0
Forcible Rape	4	3
Forcible Sodomy	0	0
Sexual Assault W/Object	0	0
Forcible Fondling	2	2
Incest	0	0
Statutory Rape	0	0
Kidnapping/Abduction	0	0
Total	150	137

TIBRS Group B Arrests		
Offense	Adult	Juvenile
Bad Checks	6	0
Curfew/Vagrancy	0	0
Disorderly Conduct	7	3
DUI	51	0
Drunkenness	11	3
Family-Non Violent	8	0
Liquor Law Violations	0	1
Peeping Tom	0	0
Trespass	15	1
All Other Offenses	1,273	2
Total Group B	1,371	10

TIBRS Group A Offenses	Offenses		Arrests	
	Reported	Cleared	Adult	Juvenile
Crimes Against Persons				
Murder	3	2	2	0
Negligent Manslaughter	0	0	0	0
Kidnapping/Abduction	0	0	0	0
Forcible Rape	6	5	4	0
Forcible Sodomy	1	1	0	1
Sexual Assault W/Object	0	0	0	0
Forcible Fondling	10	9	5	0
Incest	0	0	0	0
Statutory Rape	5	3	3	0
Aggravated Assault	69	61	42	2
Simple Assault	139	120	63	9
Intimidation	3	2	1	0
Stalking	0	0	0	0
Commercial Sex Acts	0	0	0	0
Involuntary Servitude	0	0	0	0
Crimes Against Property				
Arson	2	0	0	0
Bribery	0	0	0	0
Burglary	86	25	20	1
Counterfeiting/Forgery	3	2	1	0
Destruction/Damage/Vandalism	34	12	1	3
Embezzlement	0	0	0	0
Extortion/Blackmail	0	0	0	0
Fraud - False Pretenses	3	2	0	3
Fraud - Credit Card/ATM	5	3	1	0
Fraud - Impersonation	1	0	0	0
Fraud - Welfare	0	0	0	0
Fraud - Wire	0	0	0	0
Motor Vehicle Theft	24	15	13	0
Robbery	0	0	0	0
Stolen Property Offenses	0	0	0	0
Theft - Pocket-picking	0	0	0	0
Theft - Purse Snatching	0	0	0	0
Theft - Shoplifting	0	0	0	0
Theft From Building	72	17	8	1
Theft From Coin Machine	0	0	0	0
Theft From Motor Vehicle	30	1	0	0
Theft of Motor Vehicle Parts	5	2	2	0
Theft - All Other Larceny	32	15	9	0
Crimes Against Society				
Drug/Narcotic Violations	144	107	93	24
Drug/Narcotic Equipment Violations	63	54	13	1
Gambling - Betting/Wagering	0	0	0	0
Gambling - Operating/Promoting	0	0	0	0
Gambling - Equipment Violations	0	0	0	0
Gambling - Sports Tampering	0	0	0	0
Pornography/Obscene Material	0	0	0	0
Prostitution	0	0	0	0
Prostitution Assisting/Promoting	0	0	0	0
Purchasing Prostitution	0	0	0	0
Weapon Law Violations	10	5	5	0
Total Group A Offenses	750	463	286	45



2012 Population Estimate	N/A
Offense Overview	
Offense Total	3,218
Number Cleared	1,418
Percent Cleared	44.06 %
Group A Crimes per 100,000 population	N/A
Arrest Overview	
Total Arrests	9,138
Adult Arrests	8,699
Juvenile Arrests	439
Unknown Age	0
Arrests per 100,000 population	N/A
Average number offenses/incident	1.15

Domestic Violence Victims		
Offense	Reported	Cleared
Murder	0	0
Aggravated Assault	122	102
Simple Assault	448	366
Intimidation	44	18
Stalking	8	7
Forcible Rape	4	1
Forcible Sodomy	0	0
Sexual Assault W/Object	0	0
Forcible Fondling	3	0
Incest	0	0
Statutory Rape	1	0
Kidnapping/Abduction	5	0
Total	635	494

TIBRS Group B Arrests		
Offense	Adult	Juvenile
Bad Checks	41	0
Curfew/Vagrancy	0	0
Disorderly Conduct	10	11
DUI	245	0
Drunkenness	54	1
Family-Non Violent	2	0
Liquor Law Violations	33	9
Peeping Tom	0	0
Trespass	17	1
All Other Offenses	7,538	256
Total Group B	7,940	278

TIBRS Group A Offenses	Offenses		Arrests	
	Reported	Cleared	Adult	Juvenile
Crimes Against Persons				
Murder	1	0	0	0
Negligent Manslaughter	0	0	0	0
Kidnapping/Abduction	7	1	0	0
Forcible Rape	15	4	1	0
Forcible Sodomy	0	0	0	0
Sexual Assault W/Object	0	0	0	0
Forcible Fondling	23	7	0	2
Incest	0	0	0	0
Statutory Rape	3	0	0	0
Aggravated Assault	225	152	91	9
Simple Assault	657	441	150	49
Intimidation	115	37	9	1
Stalking	13	7	5	0
Commercial Sex Acts	0	0	0	0
Involuntary Servitude	0	0	0	0
Crimes Against Property				
Arson	6	0	0	0
Bribery	0	0	0	0
Burglary	329	24	20	0
Counterfeiting/Forgery	39	7	6	0
Destruction/Damage/Vandalism	139	23	9	3
Embezzlement	28	13	2	0
Extortion/Blackmail	1	1	1	0
Fraud - False Pretenses	47	4	2	0
Fraud - Credit Card/ATM	140	13	2	0
Fraud - Impersonation	8	0	0	0
Fraud - Welfare	0	0	0	0
Fraud - Wire	7	0	0	0
Motor Vehicle Theft	83	11	8	2
Robbery	10	2	1	0
Stolen Property Offenses	1	1	1	0
Theft - Pocket-picking	0	0	0	0
Theft - Purse Snatching	1	0	0	0
Theft - Shoplifting	67	61	44	21
Theft From Building	171	37	16	9
Theft From Coin Machine	2	0	0	0
Theft From Motor Vehicle	184	9	2	8
Theft of Motor Vehicle Parts	46	1	1	0
Theft - All Other Larceny	258	17	13	4
Crimes Against Society				
Drug/Narcotic Violations	348	322	309	37
Drug/Narcotic Equipment Violations	195	182	46	4
Gambling - Betting/Wagering	0	0	0	0
Gambling - Operating/Promoting	0	0	0	0
Gambling - Equipment Violations	0	0	0	0
Gambling - Sports Tampering	0	0	0	0
Pornography/Obscene Material	5	2	0	2
Prostitution	0	0	0	0
Prostitution Assisting/Promoting	0	0	0	0
Purchasing Prostitution	0	0	0	0
Weapon Law Violations	44	39	20	10
Total Group A Offenses	3,218	1,418	759	161



Scott County Sheriff's Office - 2013

2012 Population Estimate	N/A
Offense Overview	
Offense Total	679
Number Cleared	436
Percent Cleared	64.21 %
Group A Crimes per 100,000 population	N/A
Arrest Overview	
Total Arrests	1,225
Adult Arrests	1,169
Juvenile Arrests	56
Unknown Age	0
Arrests per 100,000 population	N/A
Average number offenses/incident	1.16

Domestic Violence Victims		
Offense	Reported	Cleared
Murder	0	0
Aggravated Assault	19	19
Simple Assault	42	41
Intimidation	7	6
Stalking	0	0
Forcible Rape	0	0
Forcible Sodomy	0	0
Sexual Assault W/Object	0	0
Forcible Fondling	0	0
Incest	0	0
Statutory Rape	0	0
Kidnapping/Abduction	2	2
Total	70	68

TIBRS Group B Arrests		
Offense	Adult	Juvenile
Bad Checks	14	0
Curfew/Vagrancy	0	0
Disorderly Conduct	20	2
DUI	38	0
Drunkenness	27	2
Family-Non Violent	104	0
Liquor Law Violations	9	0
Peeping Tom	0	0
Trespass	11	0
All Other Offenses	597	35
Total Group B	820	39

TIBRS Group A Offenses	Offenses		Arrests	
	Reported	Cleared	Adult	Juvenile
Crimes Against Persons				
Murder	1	1	1	0
Negligent Manslaughter	0	0	0	0
Kidnapping/Abduction	4	4	1	0
Forcible Rape	3	3	2	1
Forcible Sodomy	0	0	0	0
Sexual Assault W/Object	0	0	0	0
Forcible Fondling	4	3	0	1
Incest	0	0	0	0
Statutory Rape	0	0	0	0
Aggravated Assault	39	37	29	1
Simple Assault	69	63	51	2
Intimidation	32	17	16	1
Stalking	0	0	0	0
Commercial Sex Acts	0	0	0	0
Involuntary Servitude	0	0	0	0
Crimes Against Property				
Arson	3	3	3	0
Bribery	0	0	0	0
Burglary	82	20	23	0
Counterfeiting/Forgery	7	2	2	0
Destruction/Damage/Vandalism	52	14	9	2
Embezzlement	0	0	0	0
Extortion/Blackmail	0	0	0	0
Fraud - False Pretenses	9	5	5	0
Fraud - Credit Card/ATM	5	3	3	0
Fraud - Impersonation	1	0	0	0
Fraud - Welfare	0	0	0	0
Fraud - Wire	0	0	0	0
Motor Vehicle Theft	17	7	6	0
Robbery	0	0	0	0
Stolen Property Offenses	0	0	0	0
Theft - Pocket-picking	0	0	0	0
Theft - Purse Snatching	0	0	0	0
Theft - Shoplifting	4	3	3	0
Theft From Building	35	18	15	0
Theft From Coin Machine	0	0	0	0
Theft From Motor Vehicle	22	3	3	0
Theft of Motor Vehicle Parts	4	1	1	0
Theft - All Other Larceny	83	32	24	5
Crimes Against Society				
Drug/Narcotic Violations	134	131	136	3
Drug/Narcotic Equipment Violations	59	56	11	1
Gambling - Betting/Wagering	0	0	0	0
Gambling - Operating/Promoting	0	0	0	0
Gambling - Equipment Violations	0	0	0	0
Gambling - Sports Tampering	0	0	0	0
Pornography/Obscene Material	0	0	0	0
Prostitution	0	0	0	0
Prostitution Assisting/Promoting	0	0	0	0
Purchasing Prostitution	0	0	0	0
Weapon Law Violations	10	10	5	0
Total Group A Offenses	679	436	349	17



Sequatchie County Sheriff's Office - 2013

2012 Population Estimate	N/A
Offense Overview	
Offense Total	386
Number Cleared	168
Percent Cleared	43.52 %
Group A Crimes per 100,000 population	N/A
Arrest Overview	
Total Arrests	359
Adult Arrests	347
Juvenile Arrests	12
Unknown Age	0
Arrests per 100,000 population	N/A
Average number offenses/incident	1.09

Domestic Violence Victims		
Offense	Reported	Cleared
Murder	0	0
Aggravated Assault	8	4
Simple Assault	30	26
Intimidation	7	4
Stalking	0	0
Forcible Rape	1	1
Forcible Sodomy	0	0
Sexual Assault W/Object	1	0
Forcible Fondling	0	0
Incest	1	0
Statutory Rape	0	0
Kidnapping/Abduction	3	1
Total	51	36

TIBRS Group B Arrests		
Offense	Adult	Juvenile
Bad Checks	4	0
Curfew/Vagrancy	0	0
Disorderly Conduct	8	0
DUI	33	0
Drunkenness	12	0
Family-Non Violent	3	0
Liquor Law Violations	2	0
Peeping Tom	0	0
Trespass	0	0
All Other Offenses	144	4
Total Group B	206	4

TIBRS Group A Offenses	Offenses		Arrests	
	Reported	Cleared	Adult	Juvenile
Crimes Against Persons				
Murder	0	0	0	0
Negligent Manslaughter	0	0	0	0
Kidnapping/Abduction	3	1	1	0
Forcible Rape	5	2	2	0
Forcible Sodomy	0	0	0	0
Sexual Assault W/Object	1	0	0	0
Forcible Fondling	1	0	0	0
Incest	1	0	0	0
Statutory Rape	2	2	1	0
Aggravated Assault	32	27	22	0
Simple Assault	48	39	34	1
Intimidation	12	6	5	0
Stalking	0	0	0	0
Commercial Sex Acts	0	0	0	0
Involuntary Servitude	0	0	0	0
Crimes Against Property				
Arson	2	1	1	0
Bribery	1	1	1	0
Burglary	48	9	7	2
Counterfeiting/Forgery	1	0	0	0
Destruction/Damage/Vandalism	30	7	5	1
Embezzlement	0	0	0	0
Extortion/Blackmail	0	0	0	0
Fraud - False Pretenses	8	5	5	0
Fraud - Credit Card/ATM	7	0	0	0
Fraud - Impersonation	1	1	1	0
Fraud - Welfare	0	0	0	0
Fraud - Wire	0	0	0	0
Motor Vehicle Theft	22	6	5	0
Robbery	1	1	1	0
Stolen Property Offenses	4	1	1	0
Theft - Pocket-picking	0	0	0	0
Theft - Purse Snatching	0	0	0	0
Theft - Shoplifting	1	1	0	0
Theft From Building	24	3	1	0
Theft From Coin Machine	1	1	1	0
Theft From Motor Vehicle	7	0	0	0
Theft of Motor Vehicle Parts	5	0	0	0
Theft - All Other Larceny	61	7	8	0
Crimes Against Society				
Drug/Narcotic Violations	36	32	31	3
Drug/Narcotic Equipment Violations	12	7	2	1
Gambling - Betting/Wagering	0	0	0	0
Gambling - Operating/Promoting	0	0	0	0
Gambling - Equipment Violations	0	0	0	0
Gambling - Sports Tampering	0	0	0	0
Pornography/Obscene Material	0	0	0	0
Prostitution	0	0	0	0
Prostitution Assisting/Promoting	0	0	0	0
Purchasing Prostitution	0	0	0	0
Weapon Law Violations	9	8	6	0
Total Group A Offenses	386	168	141	8



Sevier County Sheriff's Office - 2013

2012 Population Estimate	N/A
Offense Overview	
Offense Total	3,060
Number Cleared	1,322
Percent Cleared	43.20 %
Group A Crimes per 100,000 population	N/A
Arrest Overview	
Total Arrests	1,008
Adult Arrests	970
Juvenile Arrests	38
Unknown Age	0
Arrests per 100,000 population	N/A
Average number offenses/incident	1.07

Domestic Violence Victims		
Offense	Reported	Cleared
Murder	1	1
Aggravated Assault	41	36
Simple Assault	273	263
Intimidation	128	126
Stalking	1	1
Forcible Rape	5	0
Forcible Sodomy	0	0
Sexual Assault W/Object	0	0
Forcible Fondling	5	1
Incest	0	0
Statutory Rape	0	0
Kidnapping/Abduction	0	0
Total	454	428

TIBRS Group B Arrests		
Offense	Adult	Juvenile
Bad Checks	0	0
Curfew/Vagrancy	0	0
Disorderly Conduct	13	1
DUI	110	0
Drunkenness	89	2
Family-Non Violent	0	0
Liquor Law Violations	0	0
Peeping Tom	0	0
Trespass	11	0
All Other Offenses	191	7
Total Group B	414	10

TIBRS Group A Offenses	Offenses		Arrests	
	Reported	Cleared	Adult	Juvenile
Crimes Against Persons				
Murder	1	1	1	0
Negligent Manslaughter	0	0	0	0
Kidnapping/Abduction	1	1	0	1
Forcible Rape	13	1	0	0
Forcible Sodomy	0	0	0	0
Sexual Assault W/Object	0	0	0	0
Forcible Fondling	18	6	2	0
Incest	0	0	0	0
Statutory Rape	2	0	0	0
Aggravated Assault	78	67	43	0
Simple Assault	391	366	112	4
Intimidation	263	235	23	2
Stalking	11	10	1	0
Commercial Sex Acts	0	0	0	0
Involuntary Servitude	0	0	0	0
Crimes Against Property				
Arson	0	0	0	0
Bribery	0	0	0	0
Burglary	669	90	80	3
Counterfeiting/Forgery	49	14	6	0
Destruction/Damage/Vandalism	367	88	19	4
Embezzlement	0	0	0	0
Extortion/Blackmail	1	0	0	0
Fraud - False Pretenses	11	4	0	0
Fraud - Credit Card/ATM	14	4	0	1
Fraud - Impersonation	5	3	3	0
Fraud - Welfare	0	0	0	0
Fraud - Wire	21	6	3	0
Motor Vehicle Theft	97	46	29	1
Robbery	9	4	4	0
Stolen Property Offenses	0	0	0	0
Theft - Pocket-picking	0	0	0	0
Theft - Purse Snatching	2	0	0	0
Theft - Shoplifting	13	8	4	0
Theft From Building	288	112	41	0
Theft From Coin Machine	3	0	0	0
Theft From Motor Vehicle	155	13	4	2
Theft of Motor Vehicle Parts	8	1	0	0
Theft - All Other Larceny	422	95	47	0
Crimes Against Society				
Drug/Narcotic Violations	116	115	103	9
Drug/Narcotic Equipment Violations	30	30	30	0
Gambling - Betting/Wagering	0	0	0	0
Gambling - Operating/Promoting	0	0	0	0
Gambling - Equipment Violations	0	0	0	0
Gambling - Sports Tampering	0	0	0	0
Pornography/Obscene Material	0	0	0	0
Prostitution	0	0	0	0
Prostitution Assisting/Promoting	0	0	0	0
Purchasing Prostitution	0	0	0	0
Weapon Law Violations	2	2	1	1
Total Group A Offenses	3,060	1,322	556	28



Shelby County Sheriff's Office - 2013

2012 Population Estimate	N/A
Offense Overview	
Offense Total	8,584
Number Cleared	2,202
Percent Cleared	25.65 %
Group A Crimes per 100,000 population	N/A
Arrest Overview	
Total Arrests	2,597
Adult Arrests	1,986
Juvenile Arrests	611
Unknown Age	0
Arrests per 100,000 population	N/A
Average number offenses/incident	1.18

Domestic Violence Victims		
Offense	Reported	Cleared
Murder	1	1
Aggravated Assault	151	103
Simple Assault	998	477
Intimidation	195	36
Stalking	24	3
Forcible Rape	8	0
Forcible Sodomy	4	1
Sexual Assault W/Object	1	0
Forcible Fondling	7	2
Incest	0	0
Statutory Rape	0	0
Kidnapping/Abduction	10	1
Total	1,399	624

TIBRS Group B Arrests		
Offense	Adult	Juvenile
Bad Checks	0	0
Curfew/Vagrancy	0	14
Disorderly Conduct	62	23
DUI	350	2
Drunkenness	37	2
Family-Non Violent	2	0
Liquor Law Violations	14	2
Peeping Tom	0	0
Trespass	11	3
All Other Offenses	313	12
Total Group B	789	58

TIBRS Group A Offenses	Offenses		Arrests	
	Reported	Cleared	Adult	Juvenile
Crimes Against Persons				
Murder	3	3	5	0
Negligent Manslaughter	0	0	0	0
Kidnapping/Abduction	13	2	0	0
Forcible Rape	26	6	3	4
Forcible Sodomy	15	3	2	0
Sexual Assault W/Object	1	0	0	0
Forcible Fondling	54	8	2	3
Incest	0	0	0	0
Statutory Rape	5	1	1	0
Aggravated Assault	387	206	130	32
Simple Assault	2,185	863	384	280
Intimidation	628	47	14	6
Stalking	35	3	1	0
Commercial Sex Acts	0	0	0	0
Involuntary Servitude	0	0	0	0
Crimes Against Property				
Arson	14	8	5	3
Bribery	0	0	0	0
Burglary	895	74	59	38
Counterfeiting/Forgery	74	12	13	0
Destruction/Damage/Vandalism	733	75	13	21
Embezzlement	54	20	22	0
Extortion/Blackmail	4	0	0	0
Fraud - False Pretenses	63	4	6	0
Fraud - Credit Card/ATM	7	1	0	0
Fraud - Impersonation	104	9	7	0
Fraud - Welfare	0	0	0	0
Fraud - Wire	2	0	0	0
Motor Vehicle Theft	154	11	9	3
Robbery	76	16	12	10
Stolen Property Offenses	62	30	28	0
Theft - Pocket-picking	14	0	0	0
Theft - Purse Snatching	3	1	1	1
Theft - Shoplifting	138	30	36	6
Theft From Building	631	46	4	31
Theft From Coin Machine	3	0	0	0
Theft From Motor Vehicle	532	12	7	8
Theft of Motor Vehicle Parts	169	0	0	0
Theft - All Other Larceny	501	26	12	16
Crimes Against Society				
Drug/Narcotic Violations	622	414	363	65
Drug/Narcotic Equipment Violations	210	143	10	5
Gambling - Betting/Wagering	3	2	5	0
Gambling - Operating/Promoting	1	1	0	0
Gambling - Equipment Violations	2	2	0	0
Gambling - Sports Tampering	0	0	0	0
Pornography/Obscene Material	0	0	0	0
Prostitution	1	1	1	0
Prostitution Assisting/Promoting	0	0	0	0
Purchasing Prostitution	1	1	2	0
Weapon Law Violations	159	121	40	21
Total Group A Offenses	8,584	2,202	1,197	553



2012 Population Estimate	N/A
Offense Overview	
Offense Total	712
Number Cleared	267
Percent Cleared	37.50 %
Group A Crimes per 100,000 population	N/A
Arrest Overview	
Total Arrests	754
Adult Arrests	728
Juvenile Arrests	26
Unknown Age	0
Arrests per 100,000 population	N/A
Average number offenses/incident	1.18

Domestic Violence Victims		
Offense	Reported	Cleared
Murder	0	0
Aggravated Assault	11	5
Simple Assault	65	43
Intimidation	24	1
Stalking	6	2
Forcible Rape	4	0
Forcible Sodomy	0	0
Sexual Assault W/Object	0	0
Forcible Fondling	6	0
Incest	0	0
Statutory Rape	0	0
Kidnapping/Abduction	0	0
Total	116	51

TIBRS Group B Arrests		
Offense	Adult	Juvenile
Bad Checks	24	0
Curfew/Vagrancy	0	0
Disorderly Conduct	1	0
DUI	48	0
Drunkenness	18	0
Family-Non Violent	17	1
Liquor Law Violations	13	1
Peeping Tom	0	0
Trespass	7	0
All Other Offenses	397	4
Total Group B	525	6

TIBRS Group A Offenses	Offenses		Arrests	
	Reported	Cleared	Adult	Juvenile
Crimes Against Persons				
Murder	0	0	0	0
Negligent Manslaughter	0	0	0	0
Kidnapping/Abduction	0	0	0	0
Forcible Rape	7	2	2	0
Forcible Sodomy	0	0	0	0
Sexual Assault W/Object	0	0	0	0
Forcible Fondling	7	1	1	0
Incest	0	0	0	0
Statutory Rape	1	1	1	0
Aggravated Assault	22	10	8	0
Simple Assault	88	57	45	7
Intimidation	68	10	6	2
Stalking	21	3	3	0
Commercial Sex Acts	0	0	0	0
Involuntary Servitude	0	0	0	0
Crimes Against Property				
Arson	1	0	0	0
Bribery	0	0	0	0
Burglary	82	13	15	3
Counterfeiting/Forgery	3	1	0	0
Destruction/Damage/Vandalism	109	12	10	0
Embezzlement	0	0	0	0
Extortion/Blackmail	1	0	0	0
Fraud - False Pretenses	8	3	2	0
Fraud - Credit Card/ATM	12	2	2	0
Fraud - Impersonation	5	1	1	0
Fraud - Welfare	0	0	0	0
Fraud - Wire	0	0	0	0
Motor Vehicle Theft	12	3	3	0
Robbery	2	1	4	0
Stolen Property Offenses	2	2	2	0
Theft - Pocket-picking	0	0	0	0
Theft - Purse Snatching	0	0	0	0
Theft - Shoplifting	0	0	0	0
Theft From Building	1	1	0	0
Theft From Coin Machine	2	0	0	0
Theft From Motor Vehicle	26	5	1	0
Theft of Motor Vehicle Parts	13	1	1	0
Theft - All Other Larceny	82	7	7	0
Crimes Against Society				
Drug/Narcotic Violations	84	81	77	6
Drug/Narcotic Equipment Violations	47	45	10	0
Gambling - Betting/Wagering	0	0	0	0
Gambling - Operating/Promoting	0	0	0	0
Gambling - Equipment Violations	0	0	0	0
Gambling - Sports Tampering	0	0	0	0
Pornography/Obscene Material	0	0	0	0
Prostitution	0	0	0	0
Prostitution Assisting/Promoting	0	0	0	0
Purchasing Prostitution	0	0	0	0
Weapon Law Violations	6	5	2	2
Total Group A Offenses	712	267	203	20



Stewart County Sheriff's Office - 2013

2012 Population Estimate	N/A
Offense Overview	
Offense Total	388
Number Cleared	184
Percent Cleared	47.42 %
Group A Crimes per 100,000 population	N/A
Arrest Overview	
Total Arrests	458
Adult Arrests	444
Juvenile Arrests	14
Unknown Age	0
Arrests per 100,000 population	N/A
Average number offenses/incident	1.29

Domestic Violence Victims		
Offense	Reported	Cleared
Murder	0	0
Aggravated Assault	16	13
Simple Assault	25	22
Intimidation	2	2
Stalking	1	0
Forcible Rape	1	1
Forcible Sodomy	0	0
Sexual Assault W/Object	1	1
Forcible Fondling	0	0
Incest	0	0
Statutory Rape	0	0
Kidnapping/Abduction	1	1
Total	47	40

TIBRS Group B Arrests		
Offense	Adult	Juvenile
Bad Checks	13	0
Curfew/Vagrancy	0	0
Disorderly Conduct	1	1
DUI	16	0
Drunkenness	6	0
Family-Non Violent	0	0
Liquor Law Violations	21	7
Peeping Tom	0	0
Trespass	7	0
All Other Offenses	261	3
Total Group B	325	11

TIBRS Group A Offenses	Offenses		Arrests	
	Reported	Cleared	Adult	Juvenile
Crimes Against Persons				
Murder	0	0	0	0
Negligent Manslaughter	0	0	0	0
Kidnapping/Abduction	1	1	1	0
Forcible Rape	4	2	1	0
Forcible Sodomy	0	0	0	0
Sexual Assault W/Object	1	1	0	0
Forcible Fondling	5	4	3	0
Incest	0	0	0	0
Statutory Rape	3	3	2	0
Aggravated Assault	37	30	17	1
Simple Assault	41	36	28	0
Intimidation	3	3	3	0
Stalking	1	0	0	0
Commercial Sex Acts	0	0	0	0
Involuntary Servitude	0	0	0	0
Crimes Against Property				
Arson	0	0	0	0
Bribery	0	0	0	0
Burglary	63	8	6	0
Counterfeiting/Forgery	7	4	3	0
Destruction/Damage/Vandalism	60	14	7	0
Embezzlement	1	0	0	0
Extortion/Blackmail	0	0	0	0
Fraud - False Pretenses	8	3	0	0
Fraud - Credit Card/ATM	0	0	0	0
Fraud - Impersonation	3	0	0	0
Fraud - Welfare	0	0	0	0
Fraud - Wire	0	0	0	0
Motor Vehicle Theft	12	5	3	0
Robbery	0	0	0	0
Stolen Property Offenses	0	0	0	0
Theft - Pocket-picking	0	0	0	0
Theft - Purse Snatching	0	0	0	0
Theft - Shoplifting	4	3	4	0
Theft From Building	28	11	8	0
Theft From Coin Machine	0	0	0	0
Theft From Motor Vehicle	20	5	3	0
Theft of Motor Vehicle Parts	8	2	2	0
Theft - All Other Larceny	35	8	2	0
Crimes Against Society				
Drug/Narcotic Violations	24	23	24	2
Drug/Narcotic Equipment Violations	11	10	0	0
Gambling - Betting/Wagering	0	0	0	0
Gambling - Operating/Promoting	0	0	0	0
Gambling - Equipment Violations	0	0	0	0
Gambling - Sports Tampering	0	0	0	0
Pornography/Obscene Material	1	1	1	0
Prostitution	0	0	0	0
Prostitution Assisting/Promoting	0	0	0	0
Purchasing Prostitution	0	0	0	0
Weapon Law Violations	7	7	1	0
Total Group A Offenses	388	184	119	3



Sullivan County Sheriff's Office - 2013

2012 Population Estimate	N/A
Offense Overview	
Offense Total	3,792
Number Cleared	1,690
Percent Cleared	44.57 %
Group A Crimes per 100,000 population	N/A
Arrest Overview	
Total Arrests	4,842
Adult Arrests	4,759
Juvenile Arrests	83
Unknown Age	0
Arrests per 100,000 population	N/A
Average number offenses/incident	1.19

Domestic Violence Victims		
Offense	Reported	Cleared
Murder	1	0
Aggravated Assault	156	136
Simple Assault	578	406
Intimidation	82	47
Stalking	8	6
Forcible Rape	5	5
Forcible Sodomy	7	6
Sexual Assault W/Object	1	1
Forcible Fondling	16	6
Incest	1	0
Statutory Rape	3	1
Kidnapping/Abduction	10	8
Total	868	622

TIBRS Group B Arrests		
Offense	Adult	Juvenile
Bad Checks	1	0
Curfew/Vagrancy	0	0
Disorderly Conduct	17	0
DUI	83	0
Drunkenness	41	2
Family-Non Violent	3	0
Liquor Law Violations	1	2
Peeping Tom	0	0
Trespass	5	2
All Other Offenses	3,954	4
Total Group B	4,105	10

TIBRS Group A Offenses	Offenses		Arrests	
	Reported	Cleared	Adult	Juvenile
Crimes Against Persons				
Murder	1	0	0	0
Negligent Manslaughter	0	0	0	0
Kidnapping/Abduction	14	10	6	0
Forcible Rape	18	13	1	3
Forcible Sodomy	10	9	0	1
Sexual Assault W/Object	4	2	0	0
Forcible Fondling	37	22	1	2
Incest	1	0	0	0
Statutory Rape	6	3	1	0
Aggravated Assault	304	236	133	1
Simple Assault	936	636	252	35
Intimidation	321	119	4	1
Stalking	13	10	3	0
Commercial Sex Acts	0	0	0	0
Involuntary Servitude	0	0	0	0
Crimes Against Property				
Arson	20	3	4	0
Bribery	0	0	0	0
Burglary	373	69	32	16
Counterfeiting/Forgery	5	2	2	0
Destruction/Damage/Vandalism	400	91	8	2
Embezzlement	10	3	0	0
Extortion/Blackmail	0	0	0	0
Fraud - False Pretenses	42	8	1	0
Fraud - Credit Card/ATM	12	3	0	0
Fraud - Impersonation	43	15	11	0
Fraud - Welfare	0	0	0	0
Fraud - Wire	20	0	0	0
Motor Vehicle Theft	73	22	5	0
Robbery	4	2	1	0
Stolen Property Offenses	3	2	3	0
Theft - Pocket-picking	0	0	0	0
Theft - Purse Snatching	0	0	0	0
Theft - Shoplifting	33	11	5	1
Theft From Building	295	90	18	0
Theft From Coin Machine	0	0	0	0
Theft From Motor Vehicle	128	21	6	1
Theft of Motor Vehicle Parts	64	6	3	0
Theft - All Other Larceny	275	37	10	0
Crimes Against Society				
Drug/Narcotic Violations	148	108	93	5
Drug/Narcotic Equipment Violations	140	108	38	3
Gambling - Betting/Wagering	0	0	0	0
Gambling - Operating/Promoting	0	0	0	0
Gambling - Equipment Violations	0	0	0	0
Gambling - Sports Tampering	0	0	0	0
Pornography/Obscene Material	10	6	2	0
Prostitution	1	1	1	0
Prostitution Assisting/Promoting	1	1	0	0
Purchasing Prostitution	0	0	0	0
Weapon Law Violations	27	21	10	2
Total Group A Offenses	3,792	1,690	654	73



Sumner County Sheriff's Office - 2013

2012 Population Estimate	N/A
Offense Overview	
Offense Total	1,979
Number Cleared	771
Percent Cleared	38.96 %
Group A Crimes per 100,000 population	N/A
Arrest Overview	
Total Arrests	4,273
Adult Arrests	4,127
Juvenile Arrests	146
Unknown Age	0
Arrests per 100,000 population	N/A
Average number offenses/incident	1.17

Domestic Violence Victims		
Offense	Reported	Cleared
Murder	0	0
Aggravated Assault	45	41
Simple Assault	296	166
Intimidation	72	10
Stalking	2	1
Forcible Rape	3	1
Forcible Sodomy	0	0
Sexual Assault W/Object	0	0
Forcible Fondling	7	1
Incest	0	0
Statutory Rape	4	1
Kidnapping/Abduction	1	1
Total	430	222

TIBRS Group B Arrests		
Offense	Adult	Juvenile
Bad Checks	127	0
Curfew/Vagrancy	1	2
Disorderly Conduct	13	5
DUI	231	2
Drunkenness	30	3
Family-Non Violent	30	0
Liquor Law Violations	14	3
Peeping Tom	0	0
Trespass	14	2
All Other Offenses	3,084	40
Total Group B	3,544	57

TIBRS Group A Offenses	Offenses		Arrests	
	Reported	Cleared	Adult	Juvenile
Crimes Against Persons				
Murder	1	1	1	0
Negligent Manslaughter	1	1	1	0
Kidnapping/Abduction	4	2	2	0
Forcible Rape	8	4	3	0
Forcible Sodomy	2	0	0	0
Sexual Assault W/Object	0	0	1	0
Forcible Fondling	26	3	3	0
Incest	0	0	0	0
Statutory Rape	9	2	2	0
Aggravated Assault	74	59	51	3
Simple Assault	417	218	158	39
Intimidation	211	19	15	0
Stalking	4	1	0	0
Commercial Sex Acts	0	0	0	0
Involuntary Servitude	0	0	0	0
Crimes Against Property				
Arson	2	1	2	0
Bribery	0	0	0	0
Burglary	179	24	31	2
Counterfeiting/Forgery	15	10	4	1
Destruction/Damage/Vandalism	163	31	16	1
Embezzlement	0	0	0	0
Extortion/Blackmail	1	0	0	0
Fraud - False Pretenses	42	14	11	0
Fraud - Credit Card/ATM	48	3	0	0
Fraud - Impersonation	30	6	7	0
Fraud - Welfare	0	0	0	0
Fraud - Wire	1	0	0	0
Motor Vehicle Theft	33	6	5	0
Robbery	7	4	5	0
Stolen Property Offenses	3	1	1	0
Theft - Pocket-picking	0	0	2	0
Theft - Purse Snatching	0	0	0	0
Theft - Shoplifting	3	2	2	0
Theft From Building	68	11	9	2
Theft From Coin Machine	0	0	0	0
Theft From Motor Vehicle	51	8	5	0
Theft of Motor Vehicle Parts	11	1	1	0
Theft - All Other Larceny	235	52	58	3
Crimes Against Society				
Drug/Narcotic Violations	188	166	158	28
Drug/Narcotic Equipment Violations	113	99	17	7
Gambling - Betting/Wagering	0	0	0	0
Gambling - Operating/Promoting	0	0	0	0
Gambling - Equipment Violations	0	0	0	0
Gambling - Sports Tampering	0	0	0	0
Pornography/Obscene Material	7	1	1	0
Prostitution	0	0	0	0
Prostitution Assisting/Promoting	0	0	0	0
Purchasing Prostitution	0	0	0	0
Weapon Law Violations	22	21	11	3
Total Group A Offenses	1,979	771	583	89



Tipton County Sheriff's Office - 2013

2012 Population Estimate	N/A
Offense Overview	
Offense Total	2,442
Number Cleared	748
Percent Cleared	30.63 %
Group A Crimes per 100,000 population	N/A
Arrest Overview	
Total Arrests	1,813
Adult Arrests	1,705
Juvenile Arrests	108
Unknown Age	0
Arrests per 100,000 population	N/A
Average number offenses/incident	1.22

Domestic Violence Victims		
Offense	Reported	Cleared
Murder	2	2
Aggravated Assault	79	60
Simple Assault	353	204
Intimidation	87	2
Stalking	0	0
Forcible Rape	1	0
Forcible Sodomy	0	0
Sexual Assault W/Object	0	0
Forcible Fondling	17	0
Incest	0	0
Statutory Rape	4	0
Kidnapping/Abduction	3	2
Total	546	270

TIBRS Group B Arrests		
Offense	Adult	Juvenile
Bad Checks	5	0
Curfew/Vagrancy	0	0
Disorderly Conduct	33	4
DUI	45	0
Drunkenness	68	0
Family-Non Violent	107	27
Liquor Law Violations	22	7
Peeping Tom	0	0
Trespass	11	0
All Other Offenses	907	7
Total Group B	1,198	45

TIBRS Group A Offenses	Offenses		Arrests	
	Reported	Cleared	Adult	Juvenile
Crimes Against Persons				
Murder	2	2	2	0
Negligent Manslaughter	0	0	0	0
Kidnapping/Abduction	3	2	1	0
Forcible Rape	11	1	1	0
Forcible Sodomy	0	0	0	0
Sexual Assault W/Object	0	0	0	0
Forcible Fondling	41	0	0	0
Incest	0	0	0	0
Statutory Rape	8	1	2	0
Aggravated Assault	163	106	72	8
Simple Assault	474	222	174	29
Intimidation	302	5	4	0
Stalking	0	0	0	0
Commercial Sex Acts	0	0	0	0
Involuntary Servitude	0	0	0	0
Crimes Against Property				
Arson	8	0	0	0
Bribery	0	0	0	0
Burglary	162	14	12	2
Counterfeiting/Forgery	15	1	0	0
Destruction/Damage/Vandalism	224	22	6	8
Embezzlement	0	0	0	0
Extortion/Blackmail	1	0	0	0
Fraud - False Pretenses	57	1	1	0
Fraud - Credit Card/ATM	21	1	0	1
Fraud - Impersonation	17	5	4	0
Fraud - Welfare	0	0	0	0
Fraud - Wire	0	0	0	0
Motor Vehicle Theft	55	12	6	5
Robbery	9	1	1	0
Stolen Property Offenses	0	0	0	0
Theft - Pocket-picking	0	0	0	0
Theft - Purse Snatching	0	0	0	0
Theft - Shoplifting	3	1	1	0
Theft From Building	197	14	14	2
Theft From Coin Machine	1	0	0	0
Theft From Motor Vehicle	104	4	2	0
Theft of Motor Vehicle Parts	29	1	2	0
Theft - All Other Larceny	135	2	4	0
Crimes Against Society				
Drug/Narcotic Violations	178	153	156	6
Drug/Narcotic Equipment Violations	176	149	11	0
Gambling - Betting/Wagering	1	1	8	0
Gambling - Operating/Promoting	0	0	0	0
Gambling - Equipment Violations	0	0	0	0
Gambling - Sports Tampering	0	0	0	0
Pornography/Obscene Material	9	1	1	0
Prostitution	0	0	0	0
Prostitution Assisting/Promoting	0	0	0	0
Purchasing Prostitution	0	0	0	0
Weapon Law Violations	36	26	22	2
Total Group A Offenses	2,442	748	507	63



2012 Population Estimate	N/A
Offense Overview	
Offense Total	385
Number Cleared	265
Percent Cleared	68.83 %
Group A Crimes per 100,000 population	N/A
Arrest Overview	
Total Arrests	673
Adult Arrests	644
Juvenile Arrests	29
Unknown Age	0
Arrests per 100,000 population	N/A
Average number offenses/incident	1.18

Domestic Violence Victims		
Offense	Reported	Cleared
Murder	0	0
Aggravated Assault	16	15
Simple Assault	51	50
Intimidation	4	2
Stalking	0	0
Forcible Rape	1	1
Forcible Sodomy	0	0
Sexual Assault W/Object	0	0
Forcible Fondling	1	1
Incest	0	0
Statutory Rape	0	0
Kidnapping/Abduction	1	1
Total	74	70

TIBRS Group B Arrests		
Offense	Adult	Juvenile
Bad Checks	0	0
Curfew/Vagrancy	0	0
Disorderly Conduct	3	3
DUI	23	0
Drunkenness	27	0
Family-Non Violent	14	0
Liquor Law Violations	3	2
Peeping Tom	0	0
Trespass	3	2
All Other Offenses	331	5
Total Group B	404	12

TIBRS Group A Offenses	Offenses		Arrests	
	Reported	Cleared	Adult	Juvenile
Crimes Against Persons				
Murder	0	0	0	0
Negligent Manslaughter	0	0	0	0
Kidnapping/Abduction	2	2	1	0
Forcible Rape	1	1	1	0
Forcible Sodomy	0	0	0	0
Sexual Assault W/Object	0	0	0	0
Forcible Fondling	1	1	0	0
Incest	0	0	0	0
Statutory Rape	0	0	0	0
Aggravated Assault	28	24	19	0
Simple Assault	63	55	46	3
Intimidation	17	9	7	1
Stalking	2	0	0	0
Commercial Sex Acts	0	0	0	0
Involuntary Servitude	0	0	0	0
Crimes Against Property				
Arson	1	1	0	0
Bribery	0	0	0	0
Burglary	19	7	13	0
Counterfeiting/Forgery	2	2	0	0
Destruction/Damage/Vandalism	50	21	7	13
Embezzlement	1	1	1	0
Extortion/Blackmail	0	0	0	0
Fraud - False Pretenses	4	4	6	0
Fraud - Credit Card/ATM	5	4	3	0
Fraud - Impersonation	2	1	1	0
Fraud - Welfare	0	0	0	0
Fraud - Wire	1	1	0	0
Motor Vehicle Theft	5	3	1	0
Robbery	0	0	3	0
Stolen Property Offenses	0	0	0	0
Theft - Pocket-picking	2	1	0	0
Theft - Purse Snatching	0	0	0	0
Theft - Shoplifting	18	16	25	0
Theft From Building	34	14	8	0
Theft From Coin Machine	1	0	0	0
Theft From Motor Vehicle	13	1	0	0
Theft of Motor Vehicle Parts	2	0	0	0
Theft - All Other Larceny	25	12	12	0
Crimes Against Society				
Drug/Narcotic Violations	61	60	79	0
Drug/Narcotic Equipment Violations	24	23	7	0
Gambling - Betting/Wagering	0	0	0	0
Gambling - Operating/Promoting	0	0	0	0
Gambling - Equipment Violations	0	0	0	0
Gambling - Sports Tampering	0	0	0	0
Pornography/Obscene Material	0	0	0	0
Prostitution	0	0	0	0
Prostitution Assisting/Promoting	0	0	0	0
Purchasing Prostitution	0	0	0	0
Weapon Law Violations	1	1	0	0
Total Group A Offenses	385	265	240	17



Union County Sheriff's Office - 2013

2012 Population Estimate	N/A
Offense Overview	
Offense Total	848
Number Cleared	342
Percent Cleared	40.33 %
Group A Crimes per 100,000 population	N/A
Arrest Overview	
Total Arrests	991
Adult Arrests	932
Juvenile Arrests	59
Unknown Age	0
Arrests per 100,000 population	N/A
Average number offenses/incident	1.15

Domestic Violence Victims		
Offense	Reported	Cleared
Murder	0	0
Aggravated Assault	17	15
Simple Assault	92	79
Intimidation	12	3
Stalking	1	0
Forcible Rape	0	0
Forcible Sodomy	0	0
Sexual Assault W/Object	0	0
Forcible Fondling	0	0
Incest	1	0
Statutory Rape	1	1
Kidnapping/Abduction	0	0
Total	124	98

TIBRS Group B Arrests		
Offense	Adult	Juvenile
Bad Checks	27	0
Curfew/Vagrancy	0	0
Disorderly Conduct	13	3
DUI	57	2
Drunkenness	37	0
Family-Non Violent	50	0
Liquor Law Violations	23	11
Peeping Tom	0	0
Trespass	3	0
All Other Offenses	435	5
Total Group B	645	21

TIBRS Group A Offenses	Offenses		Arrests	
	Reported	Cleared	Adult	Juvenile
Crimes Against Persons				
Murder	1	1	1	0
Negligent Manslaughter	0	0	0	0
Kidnapping/Abduction	2	1	0	0
Forcible Rape	0	0	0	0
Forcible Sodomy	1	1	1	0
Sexual Assault W/Object	0	0	0	0
Forcible Fondling	0	0	0	0
Incest	1	0	0	0
Statutory Rape	1	1	1	0
Aggravated Assault	43	31	22	0
Simple Assault	133	104	73	19
Intimidation	37	4	4	0
Stalking	3	0	0	0
Commercial Sex Acts	0	0	0	0
Involuntary Servitude	0	0	0	0
Crimes Against Property				
Arson	5	1	0	0
Bribery	0	0	0	0
Burglary	155	28	48	2
Counterfeiting/Forgery	2	0	0	0
Destruction/Damage/Vandalism	101	19	8	0
Embezzlement	1	0	0	0
Extortion/Blackmail	0	0	0	0
Fraud - False Pretenses	9	0	0	0
Fraud - Credit Card/ATM	3	0	0	0
Fraud - Impersonation	10	8	7	0
Fraud - Welfare	0	0	0	0
Fraud - Wire	0	0	0	0
Motor Vehicle Theft	30	9	6	2
Robbery	3	0	0	0
Stolen Property Offenses	2	2	1	0
Theft - Pocket-picking	0	0	0	0
Theft - Purse Snatching	0	0	0	0
Theft - Shoplifting	10	4	6	0
Theft From Building	63	11	13	1
Theft From Coin Machine	0	0	0	0
Theft From Motor Vehicle	14	3	6	0
Theft of Motor Vehicle Parts	35	4	4	0
Theft - All Other Larceny	83	12	14	0
Crimes Against Society				
Drug/Narcotic Violations	60	59	55	10
Drug/Narcotic Equipment Violations	27	27	13	1
Gambling - Betting/Wagering	0	0	0	0
Gambling - Operating/Promoting	0	0	0	0
Gambling - Equipment Violations	0	0	0	0
Gambling - Sports Tampering	0	0	0	0
Pornography/Obscene Material	2	1	0	2
Prostitution	0	0	0	0
Prostitution Assisting/Promoting	0	0	0	0
Purchasing Prostitution	0	0	0	0
Weapon Law Violations	11	11	4	1
Total Group A Offenses	848	342	287	38



Van Buren County Sheriff's Office - 2013

2012 Population Estimate	N/A
Offense Overview	
Offense Total	187
Number Cleared	28
Percent Cleared	14.97 %
Group A Crimes per 100,000 population	N/A
Arrest Overview	
Total Arrests	183
Adult Arrests	183
Juvenile Arrests	0
Unknown Age	0
Arrests per 100,000 population	N/A
Average number offenses/incident	1.06

Domestic Violence Victims		
Offense	Reported	Cleared
Murder	0	0
Aggravated Assault	3	0
Simple Assault	9	2
Intimidation	5	0
Stalking	0	0
Forcible Rape	0	0
Forcible Sodomy	0	0
Sexual Assault W/Object	0	0
Forcible Fondling	0	0
Incest	0	0
Statutory Rape	0	0
Kidnapping/Abduction	0	0
Total	17	2

TIBRS Group B Arrests		
Offense	Adult	Juvenile
Bad Checks	0	0
Curfew/Vagrancy	0	0
Disorderly Conduct	2	0
DUI	6	0
Drunkenness	4	0
Family-Non Violent	1	0
Liquor Law Violations	0	0
Peeping Tom	0	0
Trespass	1	0
All Other Offenses	150	0
Total Group B	164	0

	Offenses		Arrests	
	Reported	Cleared	Adult	Juvenile
TIBRS Group A Offenses				
Crimes Against Persons				
Murder	0	0	0	0
Negligent Manslaughter	1	1	1	0
Kidnapping/Abduction	0	0	0	0
Forcible Rape	0	0	0	0
Forcible Sodomy	0	0	0	0
Sexual Assault W/Object	0	0	0	0
Forcible Fondling	0	0	0	0
Incest	0	0	0	0
Statutory Rape	0	0	0	0
Aggravated Assault	11	1	1	0
Simple Assault	12	2	1	0
Intimidation	11	0	0	0
Stalking	0	0	0	0
Commercial Sex Acts	0	0	0	0
Involuntary Servitude	0	0	0	0
Crimes Against Property				
Arson	5	1	0	0
Bribery	0	0	0	0
Burglary	13	1	1	0
Counterfeiting/Forgery	0	0	0	0
Destruction/Damage/Vandalism	39	1	1	0
Embezzlement	0	0	0	0
Extortion/Blackmail	0	0	0	0
Fraud - False Pretenses	2	0	0	0
Fraud - Credit Card/ATM	2	0	0	0
Fraud - Impersonation	0	0	0	0
Fraud - Welfare	0	0	0	0
Fraud - Wire	1	0	0	0
Motor Vehicle Theft	5	0	0	0
Robbery	0	0	0	0
Stolen Property Offenses	0	0	0	0
Theft - Pocket-picking	1	0	0	0
Theft - Purse Snatching	0	0	0	0
Theft - Shoplifting	0	0	0	0
Theft From Building	4	1	1	0
Theft From Coin Machine	1	1	1	0
Theft From Motor Vehicle	3	0	0	0
Theft of Motor Vehicle Parts	2	0	0	0
Theft - All Other Larceny	56	1	1	0
Crimes Against Society				
Drug/Narcotic Violations	10	10	7	0
Drug/Narcotic Equipment Violations	6	6	4	0
Gambling - Betting/Wagering	0	0	0	0
Gambling - Operating/Promoting	0	0	0	0
Gambling - Equipment Violations	0	0	0	0
Gambling - Sports Tampering	0	0	0	0
Pornography/Obscene Material	0	0	0	0
Prostitution	0	0	0	0
Prostitution Assisting/Promoting	0	0	0	0
Purchasing Prostitution	0	0	0	0
Weapon Law Violations	2	2	0	0
Total Group A Offenses	187	28	19	0



Warren County Sheriff's Office - 2013

2012 Population Estimate	N/A
Offense Overview	
Offense Total	954
Number Cleared	507
Percent Cleared	53.14 %
Group A Crimes per 100,000 population	N/A
Arrest Overview	
Total Arrests	1,745
Adult Arrests	1,500
Juvenile Arrests	245
Unknown Age	0
Arrests per 100,000 population	N/A
Average number offenses/incident	1.13

Domestic Violence Victims		
Offense	Reported	Cleared
Murder	0	0
Aggravated Assault	14	9
Simple Assault	98	82
Intimidation	3	3
Stalking	3	1
Forcible Rape	0	0
Forcible Sodomy	0	0
Sexual Assault W/Object	0	0
Forcible Fondling	1	0
Incest	0	0
Statutory Rape	1	1
Kidnapping/Abduction	1	1
Total	121	97

TIBRS Group B Arrests		
Offense	Adult	Juvenile
Bad Checks	32	0
Curfew/Vagrancy	0	0
Disorderly Conduct	6	10
DUI	36	0
Drunkenness	17	0
Family-Non Violent	61	0
Liquor Law Violations	3	0
Peeping Tom	0	0
Trespass	2	0
All Other Offenses	978	167
Total Group B	1,135	177

TIBRS Group A Offenses	Offenses		Arrests	
	Reported	Cleared	Adult	Juvenile
Crimes Against Persons				
Murder	0	0	0	0
Negligent Manslaughter	0	0	0	0
Kidnapping/Abduction	1	1	0	0
Forcible Rape	2	0	0	0
Forcible Sodomy	0	0	0	0
Sexual Assault W/Object	0	0	0	0
Forcible Fondling	5	3	0	2
Incest	0	0	0	0
Statutory Rape	2	1	1	0
Aggravated Assault	30	21	20	1
Simple Assault	133	112	83	17
Intimidation	10	10	3	1
Stalking	5	2	2	0
Commercial Sex Acts	0	0	0	0
Involuntary Servitude	0	0	0	0
Crimes Against Property				
Arson	1	0	0	0
Bribery	0	0	0	0
Burglary	168	39	35	2
Counterfeiting/Forgery	3	2	2	0
Destruction/Damage/Vandalism	99	31	12	12
Embezzlement	2	2	2	0
Extortion/Blackmail	0	0	0	0
Fraud - False Pretenses	9	3	2	0
Fraud - Credit Card/ATM	2	2	2	0
Fraud - Impersonation	1	1	2	0
Fraud - Welfare	0	0	0	0
Fraud - Wire	0	0	0	0
Motor Vehicle Theft	62	24	18	4
Robbery	5	3	4	0
Stolen Property Offenses	0	0	0	0
Theft - Pocket-picking	0	0	0	0
Theft - Purse Snatching	0	0	0	0
Theft - Shoplifting	3	2	2	0
Theft From Building	80	37	24	7
Theft From Coin Machine	5	2	2	0
Theft From Motor Vehicle	27	6	5	0
Theft of Motor Vehicle Parts	20	3	3	0
Theft - All Other Larceny	108	29	30	3
Crimes Against Society				
Drug/Narcotic Violations	105	105	96	17
Drug/Narcotic Equipment Violations	52	52	9	1
Gambling - Betting/Wagering	0	0	0	0
Gambling - Operating/Promoting	0	0	0	0
Gambling - Equipment Violations	0	0	0	0
Gambling - Sports Tampering	0	0	0	0
Pornography/Obscene Material	0	0	0	0
Prostitution	0	0	0	0
Prostitution Assisting/Promoting	0	0	0	0
Purchasing Prostitution	0	0	0	0
Weapon Law Violations	14	14	6	1
Total Group A Offenses	954	507	365	68



Washington County Sheriff's Office - 2013

2012 Population Estimate	N/A
Offense Overview	
Offense Total	2,278
Number Cleared	1,091
Percent Cleared	47.89 %
Group A Crimes per 100,000 population	N/A
Arrest Overview	
Total Arrests	3,561
Adult Arrests	3,429
Juvenile Arrests	132
Unknown Age	0
Arrests per 100,000 population	N/A
Average number offenses/incident	1.16

Domestic Violence Victims		
Offense	Reported	Cleared
Murder	1	1
Aggravated Assault	80	72
Simple Assault	315	273
Intimidation	62	51
Stalking	0	0
Forcible Rape	4	4
Forcible Sodomy	0	0
Sexual Assault W/Object	0	0
Forcible Fondling	5	3
Incest	0	0
Statutory Rape	1	0
Kidnapping/Abduction	1	1
Total	469	405

TIBRS Group B Arrests		
Offense	Adult	Juvenile
Bad Checks	0	0
Curfew/Vagrancy	0	0
Disorderly Conduct	12	3
DUI	92	0
Drunkenness	99	1
Family-Non Violent	4	0
Liquor Law Violations	6	0
Peeping Tom	0	0
Trespass	8	2
All Other Offenses	2,391	13
Total Group B	2,612	19

TIBRS Group A Offenses	Offenses		Arrests	
	Reported	Cleared	Adult	Juvenile
Crimes Against Persons				
Murder	1	1	0	0
Negligent Manslaughter	0	0	0	0
Kidnapping/Abduction	2	2	1	0
Forcible Rape	15	10	1	2
Forcible Sodomy	0	0	0	0
Sexual Assault W/Object	1	0	0	0
Forcible Fondling	15	9	3	0
Incest	0	0	0	0
Statutory Rape	3	2	2	0
Aggravated Assault	133	114	95	2
Simple Assault	455	317	257	22
Intimidation	100	56	46	2
Stalking	6	2	1	0
Commercial Sex Acts	0	0	0	0
Involuntary Servitude	0	0	0	0
Crimes Against Property				
Arson	5	0	0	0
Bribery	0	0	0	0
Burglary	353	72	62	23
Counterfeiting/Forgery	7	4	3	0
Destruction/Damage/Vandalism	193	35	17	2
Embezzlement	1	1	0	0
Extortion/Blackmail	0	0	0	0
Fraud - False Pretenses	17	2	0	0
Fraud - Credit Card/ATM	20	6	2	0
Fraud - Impersonation	14	6	3	1
Fraud - Welfare	0	0	0	0
Fraud - Wire	5	0	0	0
Motor Vehicle Theft	50	22	8	8
Robbery	10	2	6	0
Stolen Property Offenses	4	1	2	0
Theft - Pocket-picking	0	0	0	0
Theft - Purse Snatching	1	1	0	0
Theft - Shoplifting	12	5	4	0
Theft From Building	97	19	16	1
Theft From Coin Machine	1	0	0	0
Theft From Motor Vehicle	125	35	40	29
Theft of Motor Vehicle Parts	14	2	1	0
Theft - All Other Larceny	265	43	31	0
Crimes Against Society				
Drug/Narcotic Violations	177	166	161	13
Drug/Narcotic Equipment Violations	151	135	43	8
Gambling - Betting/Wagering	0	0	0	0
Gambling - Operating/Promoting	0	0	0	0
Gambling - Equipment Violations	0	0	0	0
Gambling - Sports Tampering	0	0	0	0
Pornography/Obscene Material	4	2	0	0
Prostitution	0	0	0	0
Prostitution Assisting/Promoting	0	0	0	0
Purchasing Prostitution	0	0	0	0
Weapon Law Violations	21	19	12	0
Total Group A Offenses	2,278	1,091	817	113



2012 Population Estimate	N/A
Offense Overview	
Offense Total	206
Number Cleared	163
Percent Cleared	79.13 %
Group A Crimes per 100,000 population	N/A
Arrest Overview	
Total Arrests	675
Adult Arrests	673
Juvenile Arrests	2
Unknown Age	0
Arrests per 100,000 population	N/A
Average number offenses/incident	1.19

Domestic Violence Victims		
Offense	Reported	Cleared
Murder	0	0
Aggravated Assault	8	8
Simple Assault	21	21
Intimidation	0	0
Stalking	1	1
Forcible Rape	1	1
Forcible Sodomy	0	0
Sexual Assault W/Object	0	0
Forcible Fondling	0	0
Incest	0	0
Statutory Rape	1	1
Kidnapping/Abduction	0	0
Total	32	32

TIBRS Group B Arrests		
Offense	Adult	Juvenile
Bad Checks	110	0
Curfew/Vagrancy	0	0
Disorderly Conduct	1	0
DUI	35	0
Drunkenness	19	0
Family-Non Violent	54	0
Liquor Law Violations	16	0
Peeping Tom	0	0
Trespass	2	0
All Other Offenses	298	0
Total Group B	535	0

TIBRS Group A Offenses	Offenses		Arrests	
	Reported	Cleared	Adult	Juvenile
Crimes Against Persons				
Murder	0	0	0	0
Negligent Manslaughter	0	0	0	0
Kidnapping/Abduction	0	0	0	0
Forcible Rape	1	1	0	1
Forcible Sodomy	0	0	0	0
Sexual Assault W/Object	0	0	0	0
Forcible Fondling	0	0	0	0
Incest	0	0	0	0
Statutory Rape	1	1	1	0
Aggravated Assault	20	20	19	0
Simple Assault	32	32	23	0
Intimidation	0	0	0	0
Stalking	1	1	1	0
Commercial Sex Acts	0	0	0	0
Involuntary Servitude	0	0	0	0
Crimes Against Property				
Arson	0	0	0	0
Bribery	0	0	0	0
Burglary	16	6	6	0
Counterfeiting/Forgery	1	1	1	0
Destruction/Damage/Vandalism	13	8	6	0
Embezzlement	0	0	0	0
Extortion/Blackmail	0	0	0	0
Fraud - False Pretenses	1	1	0	0
Fraud - Credit Card/ATM	0	0	0	0
Fraud - Impersonation	0	0	0	0
Fraud - Welfare	0	0	0	0
Fraud - Wire	0	0	0	0
Motor Vehicle Theft	13	5	6	0
Robbery	0	0	0	0
Stolen Property Offenses	4	4	4	0
Theft - Pocket-picking	0	0	0	0
Theft - Purse Snatching	0	0	0	0
Theft - Shoplifting	0	0	0	0
Theft From Building	5	4	4	0
Theft From Coin Machine	0	0	0	0
Theft From Motor Vehicle	8	3	4	0
Theft of Motor Vehicle Parts	4	0	0	0
Theft - All Other Larceny	12	2	3	0
Crimes Against Society				
Drug/Narcotic Violations	50	50	49	1
Drug/Narcotic Equipment Violations	18	18	5	0
Gambling - Betting/Wagering	0	0	0	0
Gambling - Operating/Promoting	0	0	0	0
Gambling - Equipment Violations	0	0	0	0
Gambling - Sports Tampering	0	0	0	0
Pornography/Obscene Material	0	0	0	0
Prostitution	0	0	0	0
Prostitution Assisting/Promoting	0	0	0	0
Purchasing Prostitution	0	0	0	0
Weapon Law Violations	6	6	6	0
Total Group A Offenses	206	163	138	2



Weakley County Sheriff's Office - 2013

2012 Population Estimate	N/A
Offense Overview	
Offense Total	502
Number Cleared	337
Percent Cleared	67.13 %
Group A Crimes per 100,000 population	N/A
Arrest Overview	
Total Arrests	1,161
Adult Arrests	1,114
Juvenile Arrests	47
Unknown Age	0
Arrests per 100,000 population	N/A
Average number offenses/incident	1.28

Domestic Violence Victims		
Offense	Reported	Cleared
Murder	1	1
Aggravated Assault	15	15
Simple Assault	59	54
Intimidation	14	14
Stalking	0	0
Forcible Rape	0	0
Forcible Sodomy	0	0
Sexual Assault W/Object	0	0
Forcible Fondling	0	0
Incest	0	0
Statutory Rape	0	0
Kidnapping/Abduction	0	0
Total	89	84

TIBRS Group B Arrests		
Offense	Adult	Juvenile
Bad Checks	145	1
Curfew/Vagrancy	0	0
Disorderly Conduct	7	0
DUI	28	0
Drunkenness	13	0
Family-Non Violent	13	0
Liquor Law Violations	2	1
Peeping Tom	0	0
Trespass	4	0
All Other Offenses	675	0
Total Group B	887	2

TIBRS Group A Offenses	Offenses		Arrests	
	Reported	Cleared	Adult	Juvenile
Crimes Against Persons				
Murder	3	3	2	0
Negligent Manslaughter	0	0	0	0
Kidnapping/Abduction	0	0	0	0
Forcible Rape	1	1	0	0
Forcible Sodomy	0	0	0	0
Sexual Assault W/Object	0	0	0	0
Forcible Fondling	0	0	0	0
Incest	0	0	0	0
Statutory Rape	1	1	1	0
Aggravated Assault	41	40	20	1
Simple Assault	85	74	36	1
Intimidation	27	22	7	0
Stalking	0	0	0	0
Commercial Sex Acts	0	0	0	0
Involuntary Servitude	0	0	0	0
Crimes Against Property				
Arson	1	1	1	0
Bribery	0	0	0	0
Burglary	66	18	18	0
Counterfeiting/Forgery	1	0	0	0
Destruction/Damage/Vandalism	60	31	12	42
Embezzlement	0	0	0	0
Extortion/Blackmail	0	0	0	0
Fraud - False Pretenses	6	3	1	0
Fraud - Credit Card/ATM	3	0	0	0
Fraud - Impersonation	9	1	0	0
Fraud - Welfare	0	0	0	0
Fraud - Wire	0	0	0	0
Motor Vehicle Theft	13	7	3	0
Robbery	1	0	0	0
Stolen Property Offenses	0	0	0	0
Theft - Pocket-picking	0	0	0	0
Theft - Purse Snatching	0	0	0	0
Theft - Shoplifting	0	0	0	0
Theft From Building	13	3	2	0
Theft From Coin Machine	0	0	0	0
Theft From Motor Vehicle	10	7	7	0
Theft of Motor Vehicle Parts	2	0	0	0
Theft - All Other Larceny	48	15	15	0
Crimes Against Society				
Drug/Narcotic Violations	54	54	90	0
Drug/Narcotic Equipment Violations	46	46	6	1
Gambling - Betting/Wagering	0	0	0	0
Gambling - Operating/Promoting	0	0	0	0
Gambling - Equipment Violations	0	0	0	0
Gambling - Sports Tampering	0	0	0	0
Pornography/Obscene Material	0	0	0	0
Prostitution	0	0	0	0
Prostitution Assisting/Promoting	0	0	0	0
Purchasing Prostitution	0	0	0	0
Weapon Law Violations	11	10	6	0
Total Group A Offenses	502	337	227	45



White County Sheriff's Office - 2013

2012 Population Estimate	N/A
Offense Overview	
Offense Total	976
Number Cleared	276
Percent Cleared	28.28 %
Group A Crimes per 100,000 population	N/A
Arrest Overview	
Total Arrests	483
Adult Arrests	460
Juvenile Arrests	23
Unknown Age	0
Arrests per 100,000 population	N/A
Average number offenses/incident	1.15

Domestic Violence Victims		
Offense	Reported	Cleared
Murder	0	0
Aggravated Assault	26	20
Simple Assault	106	81
Intimidation	19	2
Stalking	0	0
Forcible Rape	0	0
Forcible Sodomy	0	0
Sexual Assault W/Object	0	0
Forcible Fondling	0	0
Incest	0	0
Statutory Rape	0	0
Kidnapping/Abduction	2	2
Total	153	105

TIBRS Group B Arrests		
Offense	Adult	Juvenile
Bad Checks	3	0
Curfew/Vagrancy	0	0
Disorderly Conduct	0	3
DUI	38	0
Drunkenness	13	0
Family-Non Violent	0	1
Liquor Law Violations	5	0
Peeping Tom	0	0
Trespass	2	0
All Other Offenses	188	7
Total Group B	249	11

TIBRS Group A Offenses	Offenses		Arrests	
	Reported	Cleared	Adult	Juvenile
Crimes Against Persons				
Murder	0	0	0	0
Negligent Manslaughter	0	0	0	0
Kidnapping/Abduction	3	2	0	0
Forcible Rape	0	0	0	0
Forcible Sodomy	0	0	0	0
Sexual Assault W/Object	0	0	0	0
Forcible Fondling	5	0	0	0
Incest	0	0	0	0
Statutory Rape	1	0	0	0
Aggravated Assault	44	28	20	0
Simple Assault	139	93	68	4
Intimidation	40	2	1	0
Stalking	0	0	0	0
Commercial Sex Acts	0	0	0	0
Involuntary Servitude	0	0	0	0
Crimes Against Property				
Arson	4	2	4	0
Bribery	0	0	0	0
Burglary	103	7	10	0
Counterfeiting/Forgery	24	3	2	0
Destruction/Damage/Vandalism	98	3	2	0
Embezzlement	1	0	0	0
Extortion/Blackmail	0	0	0	0
Fraud - False Pretenses	13	0	0	0
Fraud - Credit Card/ATM	7	0	0	0
Fraud - Impersonation	9	1	1	0
Fraud - Welfare	0	0	0	0
Fraud - Wire	8	0	0	0
Motor Vehicle Theft	33	5	2	5
Robbery	1	0	0	0
Stolen Property Offenses	2	2	2	0
Theft - Pocket-picking	0	0	0	0
Theft - Purse Snatching	1	0	0	0
Theft - Shoplifting	3	2	1	0
Theft From Building	110	5	4	0
Theft From Coin Machine	0	0	0	0
Theft From Motor Vehicle	54	2	1	0
Theft of Motor Vehicle Parts	8	0	0	0
Theft - All Other Larceny	142	8	0	1
Crimes Against Society				
Drug/Narcotic Violations	67	62	58	2
Drug/Narcotic Equipment Violations	47	42	27	0
Gambling - Betting/Wagering	0	0	0	0
Gambling - Operating/Promoting	0	0	0	0
Gambling - Equipment Violations	0	0	0	0
Gambling - Sports Tampering	0	0	0	0
Pornography/Obscene Material	1	0	0	0
Prostitution	1	1	3	0
Prostitution Assisting/Promoting	0	0	0	0
Purchasing Prostitution	0	0	0	0
Weapon Law Violations	7	6	5	0
Total Group A Offenses	976	276	211	12



2012 Population Estimate	N/A
Offense Overview	
Offense Total	1,457
Number Cleared	922
Percent Cleared	63.28 %
Group A Crimes per 100,000 population	N/A
Arrest Overview	
Total Arrests	3,129
Adult Arrests	2,886
Juvenile Arrests	243
Unknown Age	0
Arrests per 100,000 population	N/A
Average number offenses/incident	1.22

Domestic Violence Victims		
Offense	Reported	Cleared
Murder	0	0
Aggravated Assault	43	39
Simple Assault	165	147
Intimidation	15	11
Stalking	0	0
Forcible Rape	1	1
Forcible Sodomy	1	1
Sexual Assault W/Object	0	0
Forcible Fondling	2	2
Incest	0	0
Statutory Rape	2	2
Kidnapping/Abduction	5	3
Total	234	206

TIBRS Group B Arrests		
Offense	Adult	Juvenile
Bad Checks	23	0
Curfew/Vagrancy	0	1
Disorderly Conduct	4	3
DUI	162	4
Drunkenness	20	10
Family-Non Violent	79	1
Liquor Law Violations	46	34
Peeping Tom	0	0
Trespass	4	1
All Other Offenses	2,083	18
Total Group B	2,421	72

TIBRS Group A Offenses	Offenses		Arrests	
	Reported	Cleared	Adult	Juvenile
Crimes Against Persons				
Murder	0	0	0	0
Negligent Manslaughter	0	0	0	0
Kidnapping/Abduction	5	3	3	0
Forcible Rape	3	2	1	0
Forcible Sodomy	3	1	0	1
Sexual Assault W/Object	0	0	0	0
Forcible Fondling	3	3	0	2
Incest	0	0	0	0
Statutory Rape	3	3	2	0
Aggravated Assault	69	62	30	6
Simple Assault	278	243	93	50
Intimidation	35	22	6	0
Stalking	2	2	1	0
Commercial Sex Acts	0	0	0	0
Involuntary Servitude	0	0	0	0
Crimes Against Property				
Arson	3	2	0	1
Bribery	0	0	0	0
Burglary	133	31	32	2
Counterfeiting/Forgery	6	3	1	1
Destruction/Damage/Vandalism	115	26	5	8
Embezzlement	0	0	0	0
Extortion/Blackmail	1	0	0	0
Fraud - False Pretenses	24	12	9	0
Fraud - Credit Card/ATM	17	4	3	0
Fraud - Impersonation	12	11	10	0
Fraud - Welfare	0	0	0	0
Fraud - Wire	2	1	1	0
Motor Vehicle Theft	26	9	5	0
Robbery	1	1	2	0
Stolen Property Offenses	8	5	3	1
Theft - Pocket-picking	0	0	0	0
Theft - Purse Snatching	0	0	0	0
Theft - Shoplifting	11	6	4	0
Theft From Building	121	51	14	21
Theft From Coin Machine	0	0	0	0
Theft From Motor Vehicle	74	14	13	2
Theft of Motor Vehicle Parts	8	0	0	0
Theft - All Other Larceny	83	14	6	2
Crimes Against Society				
Drug/Narcotic Violations	224	213	184	57
Drug/Narcotic Equipment Violations	160	154	32	13
Gambling - Betting/Wagering	0	0	0	0
Gambling - Operating/Promoting	0	0	0	0
Gambling - Equipment Violations	0	0	0	0
Gambling - Sports Tampering	0	0	0	0
Pornography/Obscene Material	10	7	0	0
Prostitution	0	0	0	0
Prostitution Assisting/Promoting	0	0	0	0
Purchasing Prostitution	0	0	0	0
Weapon Law Violations	17	17	5	4
Total Group A Offenses	1,457	922	465	171



Wilson County Sheriff's Office - 2013

2012 Population Estimate	N/A
Offense Overview	
Offense Total	2,161
Number Cleared	682
Percent Cleared	31.56 %
Group A Crimes per 100,000 population	N/A
Arrest Overview	
Total Arrests	2,858
Adult Arrests	2,486
Juvenile Arrests	372
Unknown Age	0
Arrests per 100,000 population	N/A
Average number offenses/incident	1.12

Domestic Violence Victims		
Offense	Reported	Cleared
Murder	0	0
Aggravated Assault	40	19
Simple Assault	217	92
Intimidation	25	3
Stalking	3	2
Forcible Rape	1	1
Forcible Sodomy	0	0
Sexual Assault W/Object	0	0
Forcible Fondling	1	1
Incest	1	1
Statutory Rape	1	1
Kidnapping/Abduction	0	0
Total	289	120

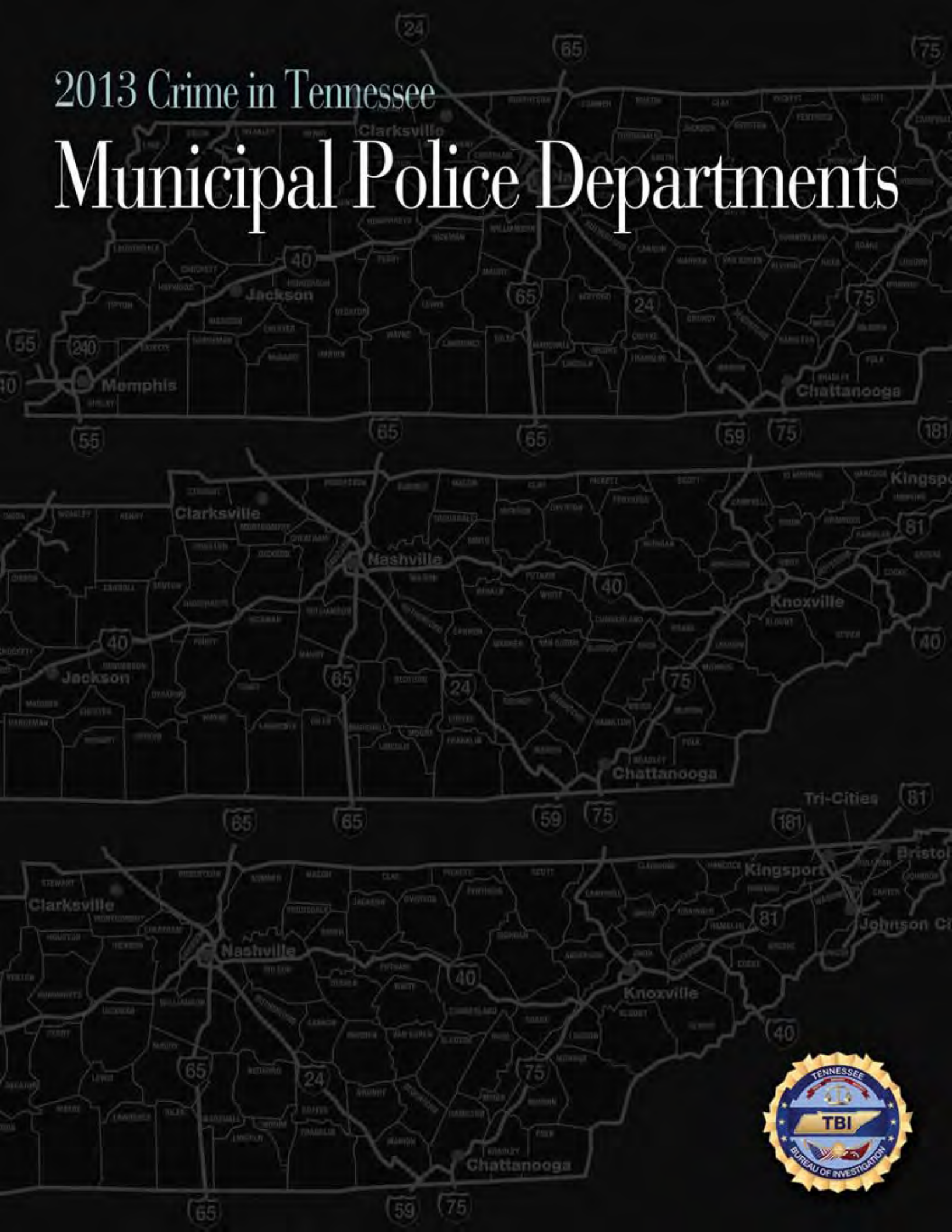
TIBRS Group B Arrests		
Offense	Adult	Juvenile
Bad Checks	25	0
Curfew/Vagrancy	0	0
Disorderly Conduct	17	61
DUI	119	1
Drunkenness	61	26
Family-Non Violent	95	0
Liquor Law Violations	7	14
Peeping Tom	0	0
Trespass	4	3
All Other Offenses	1,682	83
Total Group B	2,010	188

TIBRS Group A Offenses	Offenses		Arrests	
	Reported	Cleared	Adult	Juvenile
Crimes Against Persons				
Murder	0	0	0	0
Negligent Manslaughter	1	1	0	0
Kidnapping/Abduction	1	0	0	0
Forcible Rape	6	1	1	0
Forcible Sodomy	0	0	0	0
Sexual Assault W/Object	0	0	0	0
Forcible Fondling	8	3	3	0
Incest	1	1	1	0
Statutory Rape	3	2	2	0
Aggravated Assault	92	33	27	1
Simple Assault	383	167	115	42
Intimidation	85	12	10	0
Stalking	7	2	1	0
Commercial Sex Acts	0	0	0	0
Involuntary Servitude	0	0	0	0
Crimes Against Property				
Arson	4	3	2	0
Bribery	0	0	0	0
Burglary	245	20	24	0
Counterfeiting/Forgery	17	4	4	0
Destruction/Damage/Vandalism	241	28	13	4
Embezzlement	2	0	0	0
Extortion/Blackmail	1	0	0	0
Fraud - False Pretenses	57	2	0	2
Fraud - Credit Card/ATM	32	2	2	0
Fraud - Impersonation	33	2	2	0
Fraud - Welfare	0	0	0	0
Fraud - Wire	0	0	0	0
Motor Vehicle Theft	81	22	16	0
Robbery	4	0	0	0
Stolen Property Offenses	2	2	1	0
Theft - Pocket-picking	0	0	0	0
Theft - Purse Snatching	0	0	0	0
Theft - Shoplifting	6	4	5	0
Theft From Building	112	18	14	4
Theft From Coin Machine	0	0	0	0
Theft From Motor Vehicle	134	17	18	0
Theft of Motor Vehicle Parts	23	0	0	0
Theft - All Other Larceny	270	56	16	39
Crimes Against Society				
Drug/Narcotic Violations	192	173	151	46
Drug/Narcotic Equipment Violations	80	73	40	20
Gambling - Betting/Wagering	0	0	0	0
Gambling - Operating/Promoting	0	0	0	0
Gambling - Equipment Violations	0	0	0	0
Gambling - Sports Tampering	0	0	0	0
Pornography/Obscene Material	7	6	1	6
Prostitution	0	0	0	0
Prostitution Assisting/Promoting	0	0	0	0
Purchasing Prostitution	0	0	0	0
Weapon Law Violations	31	28	7	20
Total Group A Offenses	2,161	682	476	184



2013 Crime in Tennessee

Municipal Police Departments



Adamsville Police Department - 2013

2012 Population Estimate	2,228
Offense Overview	
Offense Total	147
Number Cleared	78
Percent Cleared	53.06 %
Group A Crimes per 100,000 population	6,597.8
Arrest Overview	
Total Arrests	107
Adult Arrests	99
Juvenile Arrests	8
Unknown Age	0
Arrests per 100,000 population	4,802.5
Average number offenses/incident	1.15

Domestic Violence Victims		
Offense	Reported	Cleared
Murder	0	0
Aggravated Assault	3	3
Simple Assault	19	18
Intimidation	5	2
Stalking	0	0
Forcible Rape	0	0
Forcible Sodomy	0	0
Sexual Assault W/Object	0	0
Forcible Fondling	0	0
Incest	0	0
Statutory Rape	0	0
Kidnapping/Abduction	0	0
Total	27	23

TIBRS Group B Arrests		
Offense	Adult	Juvenile
Bad Checks	0	0
Curfew/Vagrancy	0	0
Disorderly Conduct	3	0
DUI	21	1
Drunkenness	3	0
Family-Non Violent	1	0
Liquor Law Violations	0	0
Peeping Tom	0	0
Trespass	0	0
All Other Offenses	3	3
Total Group B	31	4

TIBRS Group A Offenses	Offenses		Arrests	
	Reported	Cleared	Adult	Juvenile
Crimes Against Persons				
Murder	0	0	0	0
Negligent Manslaughter	0	0	0	0
Kidnapping/Abduction	0	0	0	0
Forcible Rape	1	0	0	0
Forcible Sodomy	0	0	0	0
Sexual Assault W/Object	0	0	0	0
Forcible Fondling	0	0	0	0
Incest	0	0	0	0
Statutory Rape	0	0	0	0
Aggravated Assault	3	3	3	0
Simple Assault	27	24	18	1
Intimidation	8	2	2	0
Stalking	0	0	0	0
Commercial Sex Acts	0	0	0	0
Involuntary Servitude	0	0	0	0
Crimes Against Property				
Arson	0	0	0	0
Bribery	0	0	0	0
Burglary	13	3	4	0
Counterfeiting/Forgery	0	0	0	0
Destruction/Damage/Vandalism	11	1	0	0
Embezzlement	0	0	0	0
Extortion/Blackmail	0	0	0	0
Fraud - False Pretenses	1	0	0	0
Fraud - Credit Card/ATM	2	0	0	0
Fraud - Impersonation	1	1	1	0
Fraud - Welfare	0	0	0	0
Fraud - Wire	0	0	0	0
Motor Vehicle Theft	3	0	0	0
Robbery	0	0	0	0
Stolen Property Offenses	0	0	0	0
Theft - Pocket-picking	0	0	0	0
Theft - Purse Snatching	0	0	0	0
Theft - Shoplifting	4	3	3	2
Theft From Building	8	2	1	0
Theft From Coin Machine	0	0	0	0
Theft From Motor Vehicle	14	2	1	0
Theft of Motor Vehicle Parts	3	0	0	0
Theft - All Other Larceny	11	1	1	0
Crimes Against Society				
Drug/Narcotic Violations	20	20	23	0
Drug/Narcotic Equipment Violations	13	13	8	1
Gambling - Betting/Wagering	0	0	0	0
Gambling - Operating/Promoting	0	0	0	0
Gambling - Equipment Violations	0	0	0	0
Gambling - Sports Tampering	0	0	0	0
Pornography/Obscene Material	1	0	0	0
Prostitution	0	0	0	0
Prostitution Assisting/Promoting	0	0	0	0
Purchasing Prostitution	0	0	0	0
Weapon Law Violations	3	3	3	0
Total Group A Offenses	147	78	68	4



Alamo Police Department - 2013

2012 Population Estimate	2,460
Offense Overview	
Offense Total	172
Number Cleared	79
Percent Cleared	45.93 %
Group A Crimes per 100,000 population	6,991.9
Arrest Overview	
Total Arrests	106
Adult Arrests	97
Juvenile Arrests	9
Unknown Age	0
Arrests per 100,000 population	4,308.9
Average number offenses/incident	1.09

Domestic Violence Victims		
Offense	Reported	Cleared
Murder	0	0
Aggravated Assault	1	1
Simple Assault	26	21
Intimidation	0	0
Stalking	0	0
Forcible Rape	1	1
Forcible Sodomy	0	0
Sexual Assault W/Object	0	0
Forcible Fondling	0	0
Incest	0	0
Statutory Rape	0	0
Kidnapping/Abduction	0	0
Total	28	23

TIBRS Group B Arrests		
Offense	Adult	Juvenile
Bad Checks	1	0
Curfew/Vagrancy	0	0
Disorderly Conduct	2	0
DUI	7	0
Drunkenness	3	1
Family-Non Violent	1	1
Liquor Law Violations	0	0
Peeping Tom	2	0
Trespass	2	0
All Other Offenses	8	0
Total Group B	26	2

TIBRS Group A Offenses	Offenses		Arrests	
	Reported	Cleared	Adult	Juvenile
Crimes Against Persons				
Murder	0	0	0	0
Negligent Manslaughter	0	0	0	0
Kidnapping/Abduction	0	0	0	0
Forcible Rape	2	1	1	0
Forcible Sodomy	0	0	0	0
Sexual Assault W/Object	0	0	0	0
Forcible Fondling	2	2	1	1
Incest	0	0	0	0
Statutory Rape	1	1	1	0
Aggravated Assault	8	8	3	0
Simple Assault	38	30	29	3
Intimidation	13	2	2	0
Stalking	4	2	2	0
Commercial Sex Acts	0	0	0	0
Involuntary Servitude	0	0	0	0
Crimes Against Property				
Arson	0	0	0	0
Bribery	0	0	0	0
Burglary	15	1	1	0
Counterfeiting/Forgery	2	1	1	0
Destruction/Damage/Vandalism	9	0	0	0
Embezzlement	0	0	0	0
Extortion/Blackmail	0	0	0	0
Fraud - False Pretenses	5	1	1	0
Fraud - Credit Card/ATM	2	0	0	0
Fraud - Impersonation	0	0	0	0
Fraud - Welfare	0	0	0	0
Fraud - Wire	0	0	0	0
Motor Vehicle Theft	3	0	0	0
Robbery	1	1	0	0
Stolen Property Offenses	1	0	0	0
Theft - Pocket-picking	0	0	0	0
Theft - Purse Snatching	0	0	0	0
Theft - Shoplifting	6	3	3	0
Theft From Building	25	8	8	0
Theft From Coin Machine	0	0	0	0
Theft From Motor Vehicle	8	0	0	0
Theft of Motor Vehicle Parts	1	1	0	3
Theft - All Other Larceny	13	5	7	0
Crimes Against Society				
Drug/Narcotic Violations	10	9	11	0
Drug/Narcotic Equipment Violations	2	2	0	0
Gambling - Betting/Wagering	0	0	0	0
Gambling - Operating/Promoting	0	0	0	0
Gambling - Equipment Violations	0	0	0	0
Gambling - Sports Tampering	0	0	0	0
Pornography/Obscene Material	0	0	0	0
Prostitution	0	0	0	0
Prostitution Assisting/Promoting	0	0	0	0
Purchasing Prostitution	0	0	0	0
Weapon Law Violations	1	1	0	0
Total Group A Offenses	172	79	71	7



Alcoa Police Department - 2013

2012 Population Estimate	8,570
Offense Overview	
Offense Total	1,292
Number Cleared	650
Percent Cleared	50.31 %
Group A Crimes per 100,000 population	15,075.8
Arrest Overview	
Total Arrests	759
Adult Arrests	715
Juvenile Arrests	44
Unknown Age	0
Arrests per 100,000 population	8,856.5
Average number offenses/incident	1.21

Domestic Violence Victims		
Offense	Reported	Cleared
Murder	2	2
Aggravated Assault	26	19
Simple Assault	100	35
Intimidation	15	5
Stalking	0	0
Forcible Rape	1	1
Forcible Sodomy	0	0
Sexual Assault W/Object	0	0
Forcible Fondling	2	2
Incest	0	0
Statutory Rape	0	0
Kidnapping/Abduction	1	0
Total	147	64

TIBRS Group B Arrests		
Offense	Adult	Juvenile
Bad Checks	0	0
Curfew/Vagrancy	0	6
Disorderly Conduct	2	0
DUI	108	0
Drunkenness	39	0
Family-Non Violent	1	0
Liquor Law Violations	54	5
Peeping Tom	0	0
Trespass	1	0
All Other Offenses	21	4
Total Group B	226	15

TIBRS Group A Offenses	Offenses		Arrests	
	Reported	Cleared	Adult	Juvenile
Crimes Against Persons				
Murder	2	2	0	0
Negligent Manslaughter	0	0	0	0
Kidnapping/Abduction	2	1	0	0
Forcible Rape	4	3	1	0
Forcible Sodomy	1	0	0	0
Sexual Assault W/Object	0	0	0	0
Forcible Fondling	7	6	3	0
Incest	0	0	0	0
Statutory Rape	1	1	1	0
Aggravated Assault	46	24	19	1
Simple Assault	134	52	38	3
Intimidation	25	7	3	0
Stalking	0	0	0	0
Commercial Sex Acts	0	0	0	0
Involuntary Servitude	0	0	0	0
Crimes Against Property				
Arson	2	0	0	0
Bribery	0	0	0	0
Burglary	79	19	13	4
Counterfeiting/Forgery	51	23	13	0
Destruction/Damage/Vandalism	44	4	1	1
Embezzlement	21	7	6	0
Extortion/Blackmail	0	0	0	0
Fraud - False Pretenses	89	40	17	1
Fraud - Credit Card/ATM	79	33	13	0
Fraud - Impersonation	11	9	7	0
Fraud - Welfare	0	0	0	0
Fraud - Wire	4	0	0	0
Motor Vehicle Theft	22	4	3	0
Robbery	13	4	5	0
Stolen Property Offenses	4	3	4	0
Theft - Pocket-picking	0	0	0	0
Theft - Purse Snatching	0	0	0	0
Theft - Shoplifting	172	125	133	10
Theft From Building	84	16	7	5
Theft From Coin Machine	5	0	0	0
Theft From Motor Vehicle	51	11	9	1
Theft of Motor Vehicle Parts	17	0	0	0
Theft - All Other Larceny	48	4	2	0
Crimes Against Society				
Drug/Narcotic Violations	141	129	134	1
Drug/Narcotic Equipment Violations	114	107	48	2
Gambling - Betting/Wagering	0	0	0	0
Gambling - Operating/Promoting	0	0	0	0
Gambling - Equipment Violations	0	0	0	0
Gambling - Sports Tampering	0	0	0	0
Pornography/Obscene Material	0	0	0	0
Prostitution	0	0	0	0
Prostitution Assisting/Promoting	0	0	0	0
Purchasing Prostitution	0	0	0	0
Weapon Law Violations	19	16	9	0
Total Group A Offenses	1,292	650	489	29



Alexandria Police Department - 2013

2012 Population Estimate	973
Offense Overview	
Offense Total	48
Number Cleared	22
Percent Cleared	45.83 %
Group A Crimes per 100,000 population	4,933.2
Arrest Overview	
Total Arrests	20
Adult Arrests	20
Juvenile Arrests	0
Unknown Age	0
Arrests per 100,000 population	2,055.5
Average number offenses/incident	1.20

Domestic Violence Victims		
Offense	Reported	Cleared
Murder	0	0
Aggravated Assault	1	0
Simple Assault	3	0
Intimidation	0	0
Stalking	0	0
Forcible Rape	0	0
Forcible Sodomy	0	0
Sexual Assault W/Object	0	0
Forcible Fondling	2	1
Incest	0	0
Statutory Rape	0	0
Kidnapping/Abduction	0	0
Total	6	1

TIBRS Group B Arrests		
Offense	Adult	Juvenile
Bad Checks	0	0
Curfew/Vagrancy	0	0
Disorderly Conduct	0	0
DUI	1	0
Drunkenness	0	0
Family-Non Violent	0	0
Liquor Law Violations	2	0
Peeping Tom	0	0
Trespass	1	0
All Other Offenses	0	0
Total Group B	4	0

TIBRS Group A Offenses	Offenses		Arrests	
	Reported	Cleared	Adult	Juvenile
Crimes Against Persons				
Murder	0	0	0	0
Negligent Manslaughter	0	0	0	0
Kidnapping/Abduction	0	0	0	0
Forcible Rape	0	0	0	0
Forcible Sodomy	0	0	0	0
Sexual Assault W/Object	0	0	0	0
Forcible Fondling	10	9	9	0
Incest	0	0	0	0
Statutory Rape	0	0	0	0
Aggravated Assault	2	0	0	0
Simple Assault	5	0	0	0
Intimidation	5	2	0	0
Stalking	1	0	0	0
Commercial Sex Acts	0	0	0	0
Involuntary Servitude	0	0	0	0
Crimes Against Property				
Arson	0	0	0	0
Bribery	0	0	0	0
Burglary	2	1	1	0
Counterfeiting/Forgery	0	0	0	0
Destruction/Damage/Vandalism	11	5	3	0
Embezzlement	0	0	0	0
Extortion/Blackmail	0	0	0	0
Fraud - False Pretenses	0	0	0	0
Fraud - Credit Card/ATM	0	0	0	0
Fraud - Impersonation	0	0	0	0
Fraud - Welfare	0	0	0	0
Fraud - Wire	0	0	0	0
Motor Vehicle Theft	1	0	0	0
Robbery	0	0	0	0
Stolen Property Offenses	0	0	0	0
Theft - Pocket-picking	0	0	0	0
Theft - Purse Snatching	0	0	0	0
Theft - Shoplifting	0	0	0	0
Theft From Building	1	0	0	0
Theft From Coin Machine	5	4	2	0
Theft From Motor Vehicle	3	0	0	0
Theft of Motor Vehicle Parts	1	0	0	0
Theft - All Other Larceny	0	0	0	0
Crimes Against Society				
Drug/Narcotic Violations	1	1	1	0
Drug/Narcotic Equipment Violations	0	0	0	0
Gambling - Betting/Wagering	0	0	0	0
Gambling - Operating/Promoting	0	0	0	0
Gambling - Equipment Violations	0	0	0	0
Gambling - Sports Tampering	0	0	0	0
Pornography/Obscene Material	0	0	0	0
Prostitution	0	0	0	0
Prostitution Assisting/Promoting	0	0	0	0
Purchasing Prostitution	0	0	0	0
Weapon Law Violations	0	0	0	0
Total Group A Offenses	48	22	16	0



Algood Police Department - 2013

2012 Population Estimate	3,514
Offense Overview	
Offense Total	314
Number Cleared	131
Percent Cleared	41.72 %
Group A Crimes per 100,000 population	8,935.7
Arrest Overview	
Total Arrests	170
Adult Arrests	138
Juvenile Arrests	32
Unknown Age	0
Arrests per 100,000 population	4,837.8
Average number offenses/incident	1.15

Domestic Violence Victims		
Offense	Reported	Cleared
Murder	0	0
Aggravated Assault	3	2
Simple Assault	26	23
Intimidation	7	5
Stalking	0	0
Forcible Rape	0	0
Forcible Sodomy	0	0
Sexual Assault W/Object	0	0
Forcible Fondling	0	0
Incest	0	0
Statutory Rape	0	0
Kidnapping/Abduction	0	0
Total	36	30

TIBRS Group B Arrests		
Offense	Adult	Juvenile
Bad Checks	0	0
Curfew/Vagrancy	0	4
Disorderly Conduct	1	3
DUI	10	0
Drunkenness	12	1
Family-Non Violent	3	0
Liquor Law Violations	1	1
Peeping Tom	0	0
Trespass	2	0
All Other Offenses	8	1
Total Group B	37	10

TIBRS Group A Offenses	Offenses		Arrests	
	Reported	Cleared	Adult	Juvenile
Crimes Against Persons				
Murder	0	0	0	0
Negligent Manslaughter	0	0	0	0
Kidnapping/Abduction	0	0	0	0
Forcible Rape	2	0	0	0
Forcible Sodomy	0	0	0	0
Sexual Assault W/Object	0	0	0	0
Forcible Fondling	1	0	0	0
Incest	0	0	0	0
Statutory Rape	1	0	0	0
Aggravated Assault	11	4	3	1
Simple Assault	39	24	21	0
Intimidation	18	9	6	2
Stalking	1	0	0	0
Commercial Sex Acts	0	0	0	0
Involuntary Servitude	0	0	0	0
Crimes Against Property				
Arson	2	1	0	3
Bribery	0	0	0	0
Burglary	20	0	0	0
Counterfeiting/Forgery	2	0	0	0
Destruction/Damage/Vandalism	25	3	0	4
Embezzlement	1	0	0	0
Extortion/Blackmail	0	0	0	0
Fraud - False Pretenses	8	2	4	0
Fraud - Credit Card/ATM	8	0	0	0
Fraud - Impersonation	2	1	0	0
Fraud - Welfare	0	0	0	0
Fraud - Wire	1	0	0	0
Motor Vehicle Theft	2	0	0	0
Robbery	0	0	0	0
Stolen Property Offenses	0	0	0	0
Theft - Pocket-picking	0	0	0	0
Theft - Purse Snatching	1	0	0	0
Theft - Shoplifting	64	39	42	5
Theft From Building	36	3	0	2
Theft From Coin Machine	0	0	0	0
Theft From Motor Vehicle	9	1	1	0
Theft of Motor Vehicle Parts	3	1	1	0
Theft - All Other Larceny	9	1	1	0
Crimes Against Society				
Drug/Narcotic Violations	23	21	19	5
Drug/Narcotic Equipment Violations	22	20	3	0
Gambling - Betting/Wagering	0	0	0	0
Gambling - Operating/Promoting	0	0	0	0
Gambling - Equipment Violations	0	0	0	0
Gambling - Sports Tampering	0	0	0	0
Pornography/Obscene Material	1	0	0	0
Prostitution	0	0	0	0
Prostitution Assisting/Promoting	0	0	0	0
Purchasing Prostitution	0	0	0	0
Weapon Law Violations	2	1	0	0
Total Group A Offenses	314	131	101	22



Ardmore Police Department - 2013

2012 Population Estimate	1,207
Offense Overview	
Offense Total	69
Number Cleared	14
Percent Cleared	20.29 %
Group A Crimes per 100,000 population	5,716.7
Arrest Overview	
Total Arrests	37
Adult Arrests	37
Juvenile Arrests	0
Unknown Age	0
Arrests per 100,000 population	3,065.5
Average number offenses/incident	1.17

Domestic Violence Victims		
Offense	Reported	Cleared
Murder	0	0
Aggravated Assault	0	0
Simple Assault	0	0
Intimidation	1	0
Stalking	1	0
Forcible Rape	0	0
Forcible Sodomy	1	0
Sexual Assault W/Object	0	0
Forcible Fondling	0	0
Incest	0	0
Statutory Rape	0	0
Kidnapping/Abduction	0	0
Total	3	0

TIBRS Group B Arrests		
Offense	Adult	Juvenile
Bad Checks	0	0
Curfew/Vagrancy	0	0
Disorderly Conduct	0	0
DUI	5	0
Drunkenness	10	0
Family-Non Violent	1	0
Liquor Law Violations	1	0
Peeping Tom	0	0
Trespass	0	0
All Other Offenses	11	0
Total Group B	28	0

	Offenses		Arrests	
	Reported	Cleared	Adult	Juvenile
TIBRS Group A Offenses				
Crimes Against Persons				
Murder	0	0	0	0
Negligent Manslaughter	0	0	0	0
Kidnapping/Abduction	0	0	0	0
Forcible Rape	0	0	0	0
Forcible Sodomy	1	0	0	0
Sexual Assault W/Object	0	0	0	0
Forcible Fondling	2	0	0	0
Incest	0	0	0	0
Statutory Rape	0	0	0	0
Aggravated Assault	6	2	1	0
Simple Assault	1	0	0	0
Intimidation	3	0	0	0
Stalking	1	0	0	0
Commercial Sex Acts	0	0	0	0
Involuntary Servitude	0	0	0	0
Crimes Against Property				
Arson	0	0	0	0
Bribery	0	0	0	0
Burglary	3	0	0	0
Counterfeiting/Forgery	4	1	1	0
Destruction/Damage/Vandalism	9	2	0	0
Embezzlement	0	0	0	0
Extortion/Blackmail	1	0	0	0
Fraud - False Pretenses	2	0	0	0
Fraud - Credit Card/ATM	1	0	0	0
Fraud - Impersonation	0	0	0	0
Fraud - Welfare	0	0	0	0
Fraud - Wire	0	0	0	0
Motor Vehicle Theft	2	0	0	0
Robbery	0	0	0	0
Stolen Property Offenses	0	0	0	0
Theft - Pocket-picking	0	0	0	0
Theft - Purse Snatching	1	0	0	0
Theft - Shoplifting	2	0	0	0
Theft From Building	10	1	2	0
Theft From Coin Machine	0	0	0	0
Theft From Motor Vehicle	3	0	0	0
Theft of Motor Vehicle Parts	0	0	0	0
Theft - All Other Larceny	6	0	0	0
Crimes Against Society				
Drug/Narcotic Violations	6	5	5	0
Drug/Narcotic Equipment Violations	5	3	0	0
Gambling - Betting/Wagering	0	0	0	0
Gambling - Operating/Promoting	0	0	0	0
Gambling - Equipment Violations	0	0	0	0
Gambling - Sports Tampering	0	0	0	0
Pornography/Obscene Material	0	0	0	0
Prostitution	0	0	0	0
Prostitution Assisting/Promoting	0	0	0	0
Purchasing Prostitution	0	0	0	0
Weapon Law Violations	0	0	0	0
Total Group A Offenses	69	14	9	0



Ashland City Police Department - 2013

2012 Population Estimate	4,637
Offense Overview	
Offense Total	485
Number Cleared	233
Percent Cleared	48.04 %
Group A Crimes per 100,000 population	10,459.3
Arrest Overview	
Total Arrests	580
Adult Arrests	572
Juvenile Arrests	8
Unknown Age	0
Arrests per 100,000 population	12,508.1
Average number offenses/incident	1.10

Domestic Violence Victims		
Offense	Reported	Cleared
Murder	0	0
Aggravated Assault	5	4
Simple Assault	50	41
Intimidation	11	2
Stalking	0	0
Forcible Rape	1	1
Forcible Sodomy	0	0
Sexual Assault W/Object	0	0
Forcible Fondling	0	0
Incest	0	0
Statutory Rape	0	0
Kidnapping/Abduction	4	4
Total	71	52

TIBRS Group B Arrests		
Offense	Adult	Juvenile
Bad Checks	4	0
Curfew/Vagrancy	0	1
Disorderly Conduct	3	0
DUI	26	0
Drunkenness	26	0
Family-Non Violent	0	0
Liquor Law Violations	2	0
Peeping Tom	0	0
Trespass	3	0
All Other Offenses	310	0
Total Group B	374	1

TIBRS Group A Offenses	Offenses		Arrests	
	Reported	Cleared	Adult	Juvenile
Crimes Against Persons				
Murder	0	0	0	0
Negligent Manslaughter	0	0	0	0
Kidnapping/Abduction	6	5	2	0
Forcible Rape	4	2	2	0
Forcible Sodomy	0	0	0	0
Sexual Assault W/Object	0	0	0	0
Forcible Fondling	1	1	1	0
Incest	0	0	0	0
Statutory Rape	0	0	0	0
Aggravated Assault	14	12	11	0
Simple Assault	87	59	45	2
Intimidation	45	11	6	0
Stalking	0	0	0	0
Commercial Sex Acts	0	0	0	0
Involuntary Servitude	0	0	0	0
Crimes Against Property				
Arson	0	0	0	0
Bribery	0	0	0	0
Burglary	29	6	7	0
Counterfeiting/Forgery	9	5	3	0
Destruction/Damage/Vandalism	33	6	5	1
Embezzlement	2	2	2	0
Extortion/Blackmail	0	0	0	0
Fraud - False Pretenses	15	10	10	0
Fraud - Credit Card/ATM	3	2	1	0
Fraud - Impersonation	8	6	9	0
Fraud - Welfare	0	0	0	0
Fraud - Wire	1	0	0	0
Motor Vehicle Theft	12	4	1	1
Robbery	3	3	1	1
Stolen Property Offenses	3	3	4	0
Theft - Pocket-picking	0	0	0	0
Theft - Purse Snatching	0	0	0	0
Theft - Shoplifting	35	22	29	0
Theft From Building	25	9	8	0
Theft From Coin Machine	0	0	0	0
Theft From Motor Vehicle	25	1	1	0
Theft of Motor Vehicle Parts	7	1	1	0
Theft - All Other Larceny	72	17	13	0
Crimes Against Society				
Drug/Narcotic Violations	28	28	26	2
Drug/Narcotic Equipment Violations	13	13	5	0
Gambling - Betting/Wagering	0	0	0	0
Gambling - Operating/Promoting	0	0	0	0
Gambling - Equipment Violations	0	0	0	0
Gambling - Sports Tampering	0	0	0	0
Pornography/Obscene Material	1	1	1	0
Prostitution	0	0	0	0
Prostitution Assisting/Promoting	0	0	0	0
Purchasing Prostitution	0	0	0	0
Weapon Law Violations	4	4	4	0
Total Group A Offenses	485	233	198	7



Athens Police Department - 2013

2012 Population Estimate	13,489
Offense Overview	
Offense Total	2,782
Number Cleared	1,018
Percent Cleared	36.59 %
Group A Crimes per 100,000 population	20,624.2
Arrest Overview	
Total Arrests	1,111
Adult Arrests	1,029
Juvenile Arrests	82
Unknown Age	1
Arrests per 100,000 population	8,236.3
Average number offenses/incident	1.19

Domestic Violence Victims		
Offense	Reported	Cleared
Murder	0	0
Aggravated Assault	42	19
Simple Assault	249	56
Intimidation	13	0
Stalking	1	1
Forcible Rape	4	2
Forcible Sodomy	1	1
Sexual Assault W/Object	0	0
Forcible Fondling	2	0
Incest	0	0
Statutory Rape	0	0
Kidnapping/Abduction	3	2
Total	315	81

TIBRS Group B Arrests		
Offense	Adult	Juvenile
Bad Checks	0	0
Curfew/Vagrancy	0	12
Disorderly Conduct	11	1
DUI	72	1
Drunkenness	43	0
Family-Non Violent	6	0
Liquor Law Violations	87	3
Peeping Tom	0	0
Trespass	15	0
All Other Offenses	74	10
Total Group B	308	27

TIBRS Group A Offenses	Offenses		Arrests	
	Reported	Cleared	Adult	Juvenile
Crimes Against Persons				
Murder	0	0	0	0
Negligent Manslaughter	0	0	0	0
Kidnapping/Abduction	6	5	3	0
Forcible Rape	11	2	1	0
Forcible Sodomy	2	1	0	1
Sexual Assault W/Object	0	0	0	0
Forcible Fondling	5	0	0	0
Incest	0	0	0	0
Statutory Rape	0	0	0	0
Aggravated Assault	128	50	26	3
Simple Assault	401	87	63	5
Intimidation	37	2	2	0
Stalking	1	1	0	0
Commercial Sex Acts	0	0	0	0
Involuntary Servitude	0	0	0	0
Crimes Against Property				
Arson	2	1	0	1
Bribery	0	0	0	0
Burglary	221	24	20	4
Counterfeiting/Forgery	63	19	10	1
Destruction/Damage/Vandalism	187	18	8	0
Embezzlement	25	8	11	0
Extortion/Blackmail	0	0	0	0
Fraud - False Pretenses	140	34	19	0
Fraud - Credit Card/ATM	85	39	9	0
Fraud - Impersonation	28	22	20	0
Fraud - Welfare	0	0	0	0
Fraud - Wire	1	0	0	0
Motor Vehicle Theft	53	11	9	0
Robbery	20	5	4	0
Stolen Property Offenses	7	7	6	0
Theft - Pocket-picking	2	0	0	0
Theft - Purse Snatching	0	0	0	0
Theft - Shoplifting	329	186	191	25
Theft From Building	181	17	14	0
Theft From Coin Machine	2	0	0	0
Theft From Motor Vehicle	130	12	8	0
Theft of Motor Vehicle Parts	74	2	2	0
Theft - All Other Larceny	140	13	9	0
Crimes Against Society				
Drug/Narcotic Violations	277	252	222	13
Drug/Narcotic Equipment Violations	178	160	49	0
Gambling - Betting/Wagering	0	0	0	0
Gambling - Operating/Promoting	0	0	0	0
Gambling - Equipment Violations	0	0	0	0
Gambling - Sports Tampering	0	0	0	0
Pornography/Obscene Material	0	0	0	0
Prostitution	0	0	0	0
Prostitution Assisting/Promoting	0	0	0	0
Purchasing Prostitution	0	0	0	0
Weapon Law Violations	46	40	15	2
Total Group A Offenses	2,782	1,018	721	55



Atoka Police Department - 2013

2012 Population Estimate	8,746
Offense Overview	
Offense Total	315
Number Cleared	141
Percent Cleared	44.76 %
Group A Crimes per 100,000 population	3,601.6
Arrest Overview	
Total Arrests	211
Adult Arrests	163
Juvenile Arrests	48
Unknown Age	0
Arrests per 100,000 population	2,412.5
Average number offenses/incident	1.15

Domestic Violence Victims		
Offense	Reported	Cleared
Murder	0	0
Aggravated Assault	7	7
Simple Assault	39	27
Intimidation	11	6
Stalking	0	0
Forcible Rape	0	0
Forcible Sodomy	0	0
Sexual Assault W/Object	0	0
Forcible Fondling	2	0
Incest	0	0
Statutory Rape	0	0
Kidnapping/Abduction	0	0
Total	59	40

TIBRS Group B Arrests		
Offense	Adult	Juvenile
Bad Checks	0	0
Curfew/Vagrancy	0	24
Disorderly Conduct	1	1
DUI	6	1
Drunkenness	4	0
Family-Non Violent	0	0
Liquor Law Violations	1	0
Peeping Tom	0	0
Trespass	0	0
All Other Offenses	46	2
Total Group B	58	28

TIBRS Group A Offenses	Offenses		Arrests	
	Reported	Cleared	Adult	Juvenile
Crimes Against Persons				
Murder	0	0	0	0
Negligent Manslaughter	0	0	0	0
Kidnapping/Abduction	0	0	0	0
Forcible Rape	2	1	0	0
Forcible Sodomy	0	0	0	0
Sexual Assault W/Object	0	0	0	0
Forcible Fondling	7	3	1	1
Incest	0	0	0	0
Statutory Rape	0	0	0	0
Aggravated Assault	9	9	7	0
Simple Assault	44	32	22	5
Intimidation	12	7	5	1
Stalking	0	0	0	0
Commercial Sex Acts	0	0	0	0
Involuntary Servitude	0	0	0	0
Crimes Against Property				
Arson	1	1	1	0
Bribery	0	0	0	0
Burglary	28	3	2	0
Counterfeiting/Forgery	3	1	0	0
Destruction/Damage/Vandalism	40	8	4	3
Embezzlement	4	2	0	0
Extortion/Blackmail	0	0	0	0
Fraud - False Pretenses	6	2	1	0
Fraud - Credit Card/ATM	6	2	2	0
Fraud - Impersonation	7	1	1	0
Fraud - Welfare	0	0	0	0
Fraud - Wire	0	0	0	0
Motor Vehicle Theft	4	1	2	0
Robbery	0	0	2	0
Stolen Property Offenses	5	3	1	1
Theft - Pocket-picking	0	0	0	0
Theft - Purse Snatching	0	0	0	0
Theft - Shoplifting	26	14	13	2
Theft From Building	15	3	3	0
Theft From Coin Machine	0	0	0	0
Theft From Motor Vehicle	20	2	1	1
Theft of Motor Vehicle Parts	4	0	0	0
Theft - All Other Larceny	30	9	9	2
Crimes Against Society				
Drug/Narcotic Violations	28	25	24	3
Drug/Narcotic Equipment Violations	14	12	4	1
Gambling - Betting/Wagering	0	0	0	0
Gambling - Operating/Promoting	0	0	0	0
Gambling - Equipment Violations	0	0	0	0
Gambling - Sports Tampering	0	0	0	0
Pornography/Obscene Material	0	0	0	0
Prostitution	0	0	0	0
Prostitution Assisting/Promoting	0	0	0	0
Purchasing Prostitution	0	0	0	0
Weapon Law Violations	0	0	0	0
Total Group A Offenses	315	141	105	20



Baileyton Police Department - 2013

2012 Population Estimate	430
Offense Overview	
Offense Total	29
Number Cleared	13
Percent Cleared	44.83 %
Group A Crimes per 100,000 population	6,744.2
Arrest Overview	
Total Arrests	21
Adult Arrests	21
Juvenile Arrests	0
Unknown Age	0
Arrests per 100,000 population	4,883.7
Average number offenses/incident	1.07

Domestic Violence Victims		
Offense	Reported	Cleared
Murder	0	0
Aggravated Assault	1	0
Simple Assault	1	0
Intimidation	0	0
Stalking	0	0
Forcible Rape	0	0
Forcible Sodomy	0	0
Sexual Assault W/Object	0	0
Forcible Fondling	0	0
Incest	0	0
Statutory Rape	0	0
Kidnapping/Abduction	0	0
Total	2	0

TIBRS Group B Arrests		
Offense	Adult	Juvenile
Bad Checks	0	0
Curfew/Vagrancy	0	0
Disorderly Conduct	0	0
DUI	0	0
Drunkenness	1	0
Family-Non Violent	0	0
Liquor Law Violations	2	0
Peeping Tom	0	0
Trespass	0	0
All Other Offenses	5	0
Total Group B	8	0

TIBRS Group A Offenses	Offenses		Arrests	
	Reported	Cleared	Adult	Juvenile
Crimes Against Persons				
Murder	0	0	0	0
Negligent Manslaughter	0	0	0	0
Kidnapping/Abduction	0	0	0	0
Forcible Rape	0	0	0	0
Forcible Sodomy	0	0	0	0
Sexual Assault W/Object	0	0	0	0
Forcible Fondling	0	0	0	0
Incest	0	0	0	0
Statutory Rape	0	0	0	0
Aggravated Assault	2	0	0	0
Simple Assault	1	0	0	0
Intimidation	1	0	0	0
Stalking	0	0	0	0
Commercial Sex Acts	0	0	0	0
Involuntary Servitude	0	0	0	0
Crimes Against Property				
Arson	0	0	0	0
Bribery	0	0	0	0
Burglary	0	0	0	0
Counterfeiting/Forgery	1	0	0	0
Destruction/Damage/Vandalism	1	0	0	0
Embezzlement	1	1	1	0
Extortion/Blackmail	0	0	0	0
Fraud - False Pretenses	0	0	0	0
Fraud - Credit Card/ATM	0	0	0	0
Fraud - Impersonation	0	0	0	0
Fraud - Welfare	0	0	0	0
Fraud - Wire	0	0	0	0
Motor Vehicle Theft	0	0	0	0
Robbery	1	0	0	0
Stolen Property Offenses	1	1	1	0
Theft - Pocket-picking	0	0	0	0
Theft - Purse Snatching	1	1	1	0
Theft - Shoplifting	1	1	0	0
Theft From Building	3	0	0	0
Theft From Coin Machine	0	0	0	0
Theft From Motor Vehicle	1	1	1	0
Theft of Motor Vehicle Parts	1	0	0	0
Theft - All Other Larceny	6	2	2	0
Crimes Against Society				
Drug/Narcotic Violations	6	5	6	0
Drug/Narcotic Equipment Violations	1	1	1	0
Gambling - Betting/Wagering	0	0	0	0
Gambling - Operating/Promoting	0	0	0	0
Gambling - Equipment Violations	0	0	0	0
Gambling - Sports Tampering	0	0	0	0
Pornography/Obscene Material	0	0	0	0
Prostitution	0	0	0	0
Prostitution Assisting/Promoting	0	0	0	0
Purchasing Prostitution	0	0	0	0
Weapon Law Violations	0	0	0	0
Total Group A Offenses	29	13	13	0



Baneberry Police Department - 2013

2012 Population Estimate	496
Offense Overview	
Offense Total	1
Number Cleared	0
Percent Cleared	0.00 %
Group A Crimes per 100,000 population	201.6
Arrest Overview	
Total Arrests	0
Adult Arrests	0
Juvenile Arrests	0
Unknown Age	0
Arrests per 100,000 population	0.0
Average number offenses/incident	1.00

Domestic Violence Victims		
Offense	Reported	Cleared
Murder	0	0
Aggravated Assault	0	0
Simple Assault	0	0
Intimidation	0	0
Stalking	0	0
Forcible Rape	0	0
Forcible Sodomy	0	0
Sexual Assault W/Object	0	0
Forcible Fondling	0	0
Incest	0	0
Statutory Rape	0	0
Kidnapping/Abduction	0	0
Total	0	0

TIBRS Group B Arrests		
Offense	Adult	Juvenile
Bad Checks	0	0
Curfew/Vagrancy	0	0
Disorderly Conduct	0	0
DUI	0	0
Drunkenness	0	0
Family-Non Violent	0	0
Liquor Law Violations	0	0
Peeping Tom	0	0
Trespass	0	0
All Other Offenses	0	0
Total Group B	0	0

TIBRS Group A Offenses	Offenses		Arrests	
	Reported	Cleared	Adult	Juvenile
Crimes Against Persons				
Murder	0	0	0	0
Negligent Manslaughter	0	0	0	0
Kidnapping/Abduction	0	0	0	0
Forcible Rape	0	0	0	0
Forcible Sodomy	0	0	0	0
Sexual Assault W/Object	0	0	0	0
Forcible Fondling	0	0	0	0
Incest	0	0	0	0
Statutory Rape	0	0	0	0
Aggravated Assault	0	0	0	0
Simple Assault	0	0	0	0
Intimidation	0	0	0	0
Stalking	0	0	0	0
Commercial Sex Acts	0	0	0	0
Involuntary Servitude	0	0	0	0
Crimes Against Property				
Arson	0	0	0	0
Bribery	0	0	0	0
Burglary	1	0	0	0
Counterfeiting/Forgery	0	0	0	0
Destruction/Damage/Vandalism	0	0	0	0
Embezzlement	0	0	0	0
Extortion/Blackmail	0	0	0	0
Fraud - False Pretenses	0	0	0	0
Fraud - Credit Card/ATM	0	0	0	0
Fraud - Impersonation	0	0	0	0
Fraud - Welfare	0	0	0	0
Fraud - Wire	0	0	0	0
Motor Vehicle Theft	0	0	0	0
Robbery	0	0	0	0
Stolen Property Offenses	0	0	0	0
Theft - Pocket-picking	0	0	0	0
Theft - Purse Snatching	0	0	0	0
Theft - Shoplifting	0	0	0	0
Theft From Building	0	0	0	0
Theft From Coin Machine	0	0	0	0
Theft From Motor Vehicle	0	0	0	0
Theft of Motor Vehicle Parts	0	0	0	0
Theft - All Other Larceny	0	0	0	0
Crimes Against Society				
Drug/Narcotic Violations	0	0	0	0
Drug/Narcotic Equipment Violations	0	0	0	0
Gambling - Betting/Wagering	0	0	0	0
Gambling - Operating/Promoting	0	0	0	0
Gambling - Equipment Violations	0	0	0	0
Gambling - Sports Tampering	0	0	0	0
Pornography/Obscene Material	0	0	0	0
Prostitution	0	0	0	0
Prostitution Assisting/Promoting	0	0	0	0
Purchasing Prostitution	0	0	0	0
Weapon Law Violations	0	0	0	0
Total Group A Offenses	1	0	0	0



Bartlett Police Department - 2013

2012 Population Estimate	55,945
Offense Overview	
Offense Total	2,723
Number Cleared	1,096
Percent Cleared	40.25 %
Group A Crimes per 100,000 population	4,867.3
Arrest Overview	
Total Arrests	2,623
Adult Arrests	2,301
Juvenile Arrests	322
Unknown Age	0
Arrests per 100,000 population	4,688.5
Average number offenses/incident	1.19

Domestic Violence Victims		
Offense	Reported	Cleared
Murder	0	0
Aggravated Assault	44	34
Simple Assault	203	111
Intimidation	49	8
Stalking	3	0
Forcible Rape	4	3
Forcible Sodomy	0	0
Sexual Assault W/Object	0	0
Forcible Fondling	3	1
Incest	0	0
Statutory Rape	0	0
Kidnapping/Abduction	0	0
Total	306	157

TIBRS Group B Arrests		
Offense	Adult	Juvenile
Bad Checks	1	0
Curfew/Vagrancy	0	45
Disorderly Conduct	4	13
DUI	123	1
Drunkenness	60	9
Family-Non Violent	1	0
Liquor Law Violations	19	14
Peeping Tom	0	0
Trespass	2	5
All Other Offenses	1,346	4
Total Group B	1,556	91

TIBRS Group A Offenses	Offenses		Arrests	
	Reported	Cleared	Adult	Juvenile
Crimes Against Persons				
Murder	0	0	0	0
Negligent Manslaughter	0	0	0	0
Kidnapping/Abduction	2	1	0	0
Forcible Rape	13	8	0	2
Forcible Sodomy	0	0	0	0
Sexual Assault W/Object	0	0	0	0
Forcible Fondling	19	12	2	2
Incest	0	0	0	0
Statutory Rape	2	2	1	0
Aggravated Assault	80	53	34	9
Simple Assault	356	192	94	65
Intimidation	173	28	13	8
Stalking	8	3	2	0
Commercial Sex Acts	0	0	0	0
Involuntary Servitude	0	0	0	0
Crimes Against Property				
Arson	1	1	1	0
Bribery	0	0	0	0
Burglary	170	18	14	11
Counterfeiting/Forgery	26	9	8	0
Destruction/Damage/Vandalism	221	33	9	7
Embezzlement	14	7	7	0
Extortion/Blackmail	0	0	0	0
Fraud - False Pretenses	49	18	17	0
Fraud - Credit Card/ATM	42	7	3	0
Fraud - Impersonation	25	14	10	0
Fraud - Welfare	0	0	0	0
Fraud - Wire	0	0	0	0
Motor Vehicle Theft	59	10	5	2
Robbery	13	3	2	2
Stolen Property Offenses	10	10	10	3
Theft - Pocket-picking	5	1	1	0
Theft - Purse Snatching	0	0	0	0
Theft - Shoplifting	221	139	159	15
Theft From Building	259	34	17	18
Theft From Coin Machine	5	0	0	0
Theft From Motor Vehicle	197	13	7	3
Theft of Motor Vehicle Parts	60	3	3	0
Theft - All Other Larceny	174	7	5	4
Crimes Against Society				
Drug/Narcotic Violations	319	288	281	66
Drug/Narcotic Equipment Violations	176	159	31	9
Gambling - Betting/Wagering	0	0	0	0
Gambling - Operating/Promoting	0	0	0	0
Gambling - Equipment Violations	0	0	0	0
Gambling - Sports Tampering	0	0	0	0
Pornography/Obscene Material	0	0	0	0
Prostitution	0	0	0	0
Prostitution Assisting/Promoting	0	0	0	0
Purchasing Prostitution	0	0	0	0
Weapon Law Violations	24	23	9	5
Total Group A Offenses	2,723	1,096	745	231



Baxter Police Department - 2013

2012 Population Estimate	1,384
Offense Overview	
Offense Total	104
Number Cleared	22
Percent Cleared	21.15 %
Group A Crimes per 100,000 population	7,514.5
Arrest Overview	
Total Arrests	55
Adult Arrests	47
Juvenile Arrests	8
Unknown Age	0
Arrests per 100,000 population	3,974.0
Average number offenses/incident	1.11

Domestic Violence Victims		
Offense	Reported	Cleared
Murder	0	0
Aggravated Assault	1	1
Simple Assault	7	6
Intimidation	5	0
Stalking	0	0
Forcible Rape	0	0
Forcible Sodomy	0	0
Sexual Assault W/Object	0	0
Forcible Fondling	1	0
Incest	0	0
Statutory Rape	0	0
Kidnapping/Abduction	0	0
Total	14	7

TIBRS Group B Arrests		
Offense	Adult	Juvenile
Bad Checks	0	0
Curfew/Vagrancy	0	0
Disorderly Conduct	1	1
DUI	12	0
Drunkenness	9	0
Family-Non Violent	1	0
Liquor Law Violations	0	0
Peeping Tom	0	0
Trespass	1	0
All Other Offenses	4	2
Total Group B	28	3

TIBRS Group A Offenses	Offenses		Arrests	
	Reported	Cleared	Adult	Juvenile
Crimes Against Persons				
Murder	0	0	0	0
Negligent Manslaughter	0	0	0	0
Kidnapping/Abduction	0	0	0	0
Forcible Rape	0	0	0	0
Forcible Sodomy	0	0	0	0
Sexual Assault W/Object	0	0	0	0
Forcible Fondling	1	0	0	0
Incest	0	0	0	0
Statutory Rape	0	0	0	0
Aggravated Assault	3	2	1	1
Simple Assault	10	6	5	1
Intimidation	9	0	0	0
Stalking	0	0	0	0
Commercial Sex Acts	0	0	0	0
Involuntary Servitude	0	0	0	0
Crimes Against Property				
Arson	0	0	0	0
Bribery	0	0	0	0
Burglary	11	1	1	0
Counterfeiting/Forgery	2	0	0	0
Destruction/Damage/Vandalism	11	0	0	0
Embezzlement	0	0	0	0
Extortion/Blackmail	0	0	0	0
Fraud - False Pretenses	0	0	0	0
Fraud - Credit Card/ATM	3	0	0	0
Fraud - Impersonation	0	0	0	0
Fraud - Welfare	0	0	0	0
Fraud - Wire	0	0	0	0
Motor Vehicle Theft	1	0	0	0
Robbery	0	0	0	0
Stolen Property Offenses	0	0	0	0
Theft - Pocket-picking	0	0	0	0
Theft - Purse Snatching	0	0	0	0
Theft - Shoplifting	6	4	2	1
Theft From Building	21	1	2	0
Theft From Coin Machine	0	0	0	0
Theft From Motor Vehicle	7	0	0	0
Theft of Motor Vehicle Parts	2	0	0	0
Theft - All Other Larceny	6	1	1	0
Crimes Against Society				
Drug/Narcotic Violations	9	6	7	2
Drug/Narcotic Equipment Violations	2	1	0	0
Gambling - Betting/Wagering	0	0	0	0
Gambling - Operating/Promoting	0	0	0	0
Gambling - Equipment Violations	0	0	0	0
Gambling - Sports Tampering	0	0	0	0
Pornography/Obscene Material	0	0	0	0
Prostitution	0	0	0	0
Prostitution Assisting/Promoting	0	0	0	0
Purchasing Prostitution	0	0	0	0
Weapon Law Violations	0	0	0	0
Total Group A Offenses	104	22	19	5



Bean Station Police Department - 2013

2012 Population Estimate	2,974
Offense Overview	
Offense Total	264
Number Cleared	110
Percent Cleared	41.67 %
Group A Crimes per 100,000 population	8,876.9
Arrest Overview	
Total Arrests	146
Adult Arrests	139
Juvenile Arrests	7
Unknown Age	0
Arrests per 100,000 population	4,909.2
Average number offenses/incident	1.16

Domestic Violence Victims		
Offense	Reported	Cleared
Murder	0	0
Aggravated Assault	5	4
Simple Assault	29	17
Intimidation	1	0
Stalking	0	0
Forcible Rape	0	0
Forcible Sodomy	0	0
Sexual Assault W/Object	0	0
Forcible Fondling	0	0
Incest	0	0
Statutory Rape	0	0
Kidnapping/Abduction	0	0
Total	35	21

TIBRS Group B Arrests		
Offense	Adult	Juvenile
Bad Checks	1	0
Curfew/Vagrancy	0	0
Disorderly Conduct	2	0
DUI	23	0
Drunkenness	11	0
Family-Non Violent	0	1
Liquor Law Violations	1	0
Peeping Tom	0	0
Trespass	0	0
All Other Offenses	18	1
Total Group B	56	2

TIBRS Group A Offenses	Offenses		Arrests	
	Reported	Cleared	Adult	Juvenile
Crimes Against Persons				
Murder	2	2	1	0
Negligent Manslaughter	0	0	0	0
Kidnapping/Abduction	0	0	0	0
Forcible Rape	0	0	0	0
Forcible Sodomy	0	0	0	0
Sexual Assault W/Object	0	0	0	0
Forcible Fondling	0	0	0	0
Incest	0	0	0	0
Statutory Rape	0	0	0	0
Aggravated Assault	12	8	5	0
Simple Assault	46	21	18	1
Intimidation	9	0	0	0
Stalking	0	0	0	0
Commercial Sex Acts	0	0	0	0
Involuntary Servitude	0	0	0	0
Crimes Against Property				
Arson	0	0	0	0
Bribery	0	0	0	0
Burglary	24	4	5	0
Counterfeiting/Forgery	5	4	2	0
Destruction/Damage/Vandalism	25	2	1	0
Embezzlement	0	0	0	0
Extortion/Blackmail	0	0	0	0
Fraud - False Pretenses	1	1	1	0
Fraud - Credit Card/ATM	2	1	0	0
Fraud - Impersonation	1	0	0	0
Fraud - Welfare	0	0	0	0
Fraud - Wire	1	0	0	0
Motor Vehicle Theft	6	1	1	0
Robbery	5	1	0	0
Stolen Property Offenses	0	0	0	0
Theft - Pocket-picking	0	0	0	0
Theft - Purse Snatching	0	0	0	0
Theft - Shoplifting	14	12	12	0
Theft From Building	21	6	7	1
Theft From Coin Machine	1	0	0	0
Theft From Motor Vehicle	22	2	2	0
Theft of Motor Vehicle Parts	2	1	0	1
Theft - All Other Larceny	23	2	2	0
Crimes Against Society				
Drug/Narcotic Violations	20	20	16	0
Drug/Narcotic Equipment Violations	16	16	9	2
Gambling - Betting/Wagering	0	0	0	0
Gambling - Operating/Promoting	0	0	0	0
Gambling - Equipment Violations	0	0	0	0
Gambling - Sports Tampering	0	0	0	0
Pornography/Obscene Material	0	0	0	0
Prostitution	0	0	0	0
Prostitution Assisting/Promoting	0	0	0	0
Purchasing Prostitution	0	0	0	0
Weapon Law Violations	6	6	1	0
Total Group A Offenses	264	110	83	5



Belle Meade Police Department - 2013

2012 Population Estimate	2,978
Offense Overview	
Offense Total	56
Number Cleared	4
Percent Cleared	7.14 %
Group A Crimes per 100,000 population	1,880.5
Arrest Overview	
Total Arrests	13
Adult Arrests	13
Juvenile Arrests	0
Unknown Age	0
Arrests per 100,000 population	436.5
Average number offenses/incident	1.08

Domestic Violence Victims		
Offense	Reported	Cleared
Murder	0	0
Aggravated Assault	0	0
Simple Assault	1	1
Intimidation	0	0
Stalking	0	0
Forcible Rape	0	0
Forcible Sodomy	0	0
Sexual Assault W/Object	0	0
Forcible Fondling	0	0
Incest	0	0
Statutory Rape	0	0
Kidnapping/Abduction	0	0
Total	1	1

TIBRS Group B Arrests		
Offense	Adult	Juvenile
Bad Checks	0	0
Curfew/Vagrancy	0	0
Disorderly Conduct	0	0
DUI	9	0
Drunkenness	0	0
Family-Non Violent	0	0
Liquor Law Violations	0	0
Peeping Tom	0	0
Trespass	0	0
All Other Offenses	1	0
Total Group B	10	0

TIBRS Group A Offenses	Offenses		Arrests	
	Reported	Cleared	Adult	Juvenile
Crimes Against Persons				
Murder	0	0	0	0
Negligent Manslaughter	0	0	0	0
Kidnapping/Abduction	0	0	0	0
Forcible Rape	0	0	0	0
Forcible Sodomy	0	0	0	0
Sexual Assault W/Object	0	0	0	0
Forcible Fondling	0	0	0	0
Incest	0	0	0	0
Statutory Rape	0	0	0	0
Aggravated Assault	0	0	0	0
Simple Assault	3	2	2	0
Intimidation	1	1	0	0
Stalking	3	0	0	0
Commercial Sex Acts	0	0	0	0
Involuntary Servitude	0	0	0	0
Crimes Against Property				
Arson	0	0	0	0
Bribery	0	0	0	0
Burglary	19	0	0	0
Counterfeiting/Forgery	0	0	0	0
Destruction/Damage/Vandalism	4	0	0	0
Embezzlement	0	0	0	0
Extortion/Blackmail	0	0	0	0
Fraud - False Pretenses	0	0	0	0
Fraud - Credit Card/ATM	3	0	0	0
Fraud - Impersonation	2	0	0	0
Fraud - Welfare	0	0	0	0
Fraud - Wire	0	0	0	0
Motor Vehicle Theft	1	0	0	0
Robbery	1	0	0	0
Stolen Property Offenses	0	0	0	0
Theft - Pocket-picking	0	0	0	0
Theft - Purse Snatching	0	0	0	0
Theft - Shoplifting	0	0	0	0
Theft From Building	1	0	0	0
Theft From Coin Machine	0	0	0	0
Theft From Motor Vehicle	11	0	0	0
Theft of Motor Vehicle Parts	0	0	0	0
Theft - All Other Larceny	5	0	0	0
Crimes Against Society				
Drug/Narcotic Violations	1	1	1	0
Drug/Narcotic Equipment Violations	0	0	0	0
Gambling - Betting/Wagering	0	0	0	0
Gambling - Operating/Promoting	0	0	0	0
Gambling - Equipment Violations	0	0	0	0
Gambling - Sports Tampering	0	0	0	0
Pornography/Obscene Material	0	0	0	0
Prostitution	0	0	0	0
Prostitution Assisting/Promoting	0	0	0	0
Purchasing Prostitution	0	0	0	0
Weapon Law Violations	1	0	0	0
Total Group A Offenses	56	4	3	0



Bells Police Department - 2013

2012 Population Estimate	2,447
Offense Overview	
Offense Total	170
Number Cleared	86
Percent Cleared	50.59 %
Group A Crimes per 100,000 population	6,947.3
Arrest Overview	
Total Arrests	122
Adult Arrests	108
Juvenile Arrests	14
Unknown Age	0
Arrests per 100,000 population	4,985.7
Average number offenses/incident	1.21

Domestic Violence Victims		
Offense	Reported	Cleared
Murder	0	0
Aggravated Assault	10	9
Simple Assault	11	10
Intimidation	4	2
Stalking	0	0
Forcible Rape	0	0
Forcible Sodomy	0	0
Sexual Assault W/Object	0	0
Forcible Fondling	0	0
Incest	0	0
Statutory Rape	1	1
Kidnapping/Abduction	0	0
Total	26	22

TIBRS Group B Arrests		
Offense	Adult	Juvenile
Bad Checks	0	0
Curfew/Vagrancy	0	0
Disorderly Conduct	3	0
DUI	10	0
Drunkenness	12	0
Family-Non Violent	1	0
Liquor Law Violations	9	0
Peeping Tom	0	0
Trespass	1	0
All Other Offenses	8	0
Total Group B	44	0

TIBRS Group A Offenses	Offenses		Arrests	
	Reported	Cleared	Adult	Juvenile
Crimes Against Persons				
Murder	0	0	0	0
Negligent Manslaughter	0	0	0	0
Kidnapping/Abduction	0	0	0	0
Forcible Rape	1	1	1	0
Forcible Sodomy	0	0	0	0
Sexual Assault W/Object	0	0	0	0
Forcible Fondling	2	2	0	1
Incest	0	0	0	0
Statutory Rape	1	1	1	0
Aggravated Assault	15	11	10	1
Simple Assault	23	19	14	3
Intimidation	15	4	2	0
Stalking	0	0	0	0
Commercial Sex Acts	0	0	0	0
Involuntary Servitude	0	0	0	0
Crimes Against Property				
Arson	0	0	0	0
Bribery	0	0	0	0
Burglary	14	4	5	0
Counterfeiting/Forgery	8	4	3	0
Destruction/Damage/Vandalism	28	7	2	6
Embezzlement	0	0	0	0
Extortion/Blackmail	0	0	0	0
Fraud - False Pretenses	8	4	2	0
Fraud - Credit Card/ATM	1	1	1	0
Fraud - Impersonation	0	0	0	0
Fraud - Welfare	0	0	0	0
Fraud - Wire	0	0	0	0
Motor Vehicle Theft	2	1	0	0
Robbery	2	2	5	0
Stolen Property Offenses	0	0	0	0
Theft - Pocket-picking	0	0	0	0
Theft - Purse Snatching	0	0	0	0
Theft - Shoplifting	8	6	5	1
Theft From Building	5	2	2	0
Theft From Coin Machine	0	0	0	0
Theft From Motor Vehicle	7	1	0	0
Theft of Motor Vehicle Parts	1	0	0	0
Theft - All Other Larceny	18	6	3	2
Crimes Against Society				
Drug/Narcotic Violations	8	7	7	0
Drug/Narcotic Equipment Violations	2	2	0	0
Gambling - Betting/Wagering	0	0	0	0
Gambling - Operating/Promoting	0	0	0	0
Gambling - Equipment Violations	0	0	0	0
Gambling - Sports Tampering	0	0	0	0
Pornography/Obscene Material	0	0	0	0
Prostitution	0	0	0	0
Prostitution Assisting/Promoting	0	0	0	0
Purchasing Prostitution	0	0	0	0
Weapon Law Violations	1	1	1	0
Total Group A Offenses	170	86	64	14



Benton Police Department - 2013

2012 Population Estimate	1,343
Offense Overview	
Offense Total	135
Number Cleared	97
Percent Cleared	71.85 %
Group A Crimes per 100,000 population	10,052.1
Arrest Overview	
Total Arrests	140
Adult Arrests	125
Juvenile Arrests	15
Unknown Age	0
Arrests per 100,000 population	10,424.4
Average number offenses/incident	1.30

Domestic Violence Victims		
Offense	Reported	Cleared
Murder	0	0
Aggravated Assault	1	1
Simple Assault	9	9
Intimidation	1	0
Stalking	0	0
Forcible Rape	1	1
Forcible Sodomy	0	0
Sexual Assault W/Object	0	0
Forcible Fondling	0	0
Incest	1	1
Statutory Rape	0	0
Kidnapping/Abduction	0	0
Total	13	12

TIBRS Group B Arrests		
Offense	Adult	Juvenile
Bad Checks	1	0
Curfew/Vagrancy	0	0
Disorderly Conduct	2	0
DUI	21	0
Drunkenness	3	0
Family-Non Violent	1	0
Liquor Law Violations	25	1
Peeping Tom	0	0
Trespass	1	0
All Other Offenses	4	6
Total Group B	58	7

TIBRS Group A Offenses	Offenses		Arrests	
	Reported	Cleared	Adult	Juvenile
Crimes Against Persons				
Murder	0	0	0	0
Negligent Manslaughter	0	0	0	0
Kidnapping/Abduction	0	0	0	0
Forcible Rape	1	1	2	0
Forcible Sodomy	0	0	0	0
Sexual Assault W/Object	0	0	0	0
Forcible Fondling	0	0	0	0
Incest	1	1	0	0
Statutory Rape	0	0	0	0
Aggravated Assault	1	1	1	0
Simple Assault	10	9	6	0
Intimidation	4	0	0	0
Stalking	0	0	0	0
Commercial Sex Acts	0	0	0	0
Involuntary Servitude	0	0	0	0
Crimes Against Property				
Arson	0	0	0	0
Bribery	0	0	0	0
Burglary	2	0	0	0
Counterfeiting/Forgery	0	0	0	0
Destruction/Damage/Vandalism	7	0	0	0
Embezzlement	0	0	0	0
Extortion/Blackmail	0	0	0	0
Fraud - False Pretenses	1	0	0	0
Fraud - Credit Card/ATM	1	0	0	0
Fraud - Impersonation	1	0	0	0
Fraud - Welfare	0	0	0	0
Fraud - Wire	0	0	0	0
Motor Vehicle Theft	2	1	0	1
Robbery	0	0	0	0
Stolen Property Offenses	0	0	0	0
Theft - Pocket-picking	0	0	0	0
Theft - Purse Snatching	0	0	0	0
Theft - Shoplifting	15	12	8	0
Theft From Building	3	0	0	0
Theft From Coin Machine	1	0	0	0
Theft From Motor Vehicle	4	0	0	0
Theft of Motor Vehicle Parts	0	0	0	0
Theft - All Other Larceny	9	1	1	0
Crimes Against Society				
Drug/Narcotic Violations	39	39	33	7
Drug/Narcotic Equipment Violations	31	30	15	0
Gambling - Betting/Wagering	0	0	0	0
Gambling - Operating/Promoting	0	0	0	0
Gambling - Equipment Violations	0	0	0	0
Gambling - Sports Tampering	0	0	0	0
Pornography/Obscene Material	0	0	0	0
Prostitution	0	0	0	0
Prostitution Assisting/Promoting	0	0	0	0
Purchasing Prostitution	0	0	0	0
Weapon Law Violations	2	2	1	0
Total Group A Offenses	135	97	67	8



Berry Hill Police Department - 2013

2012 Population Estimate	548
Offense Overview	
Offense Total	85
Number Cleared	11
Percent Cleared	12.94 %
Group A Crimes per 100,000 population	15,510.9
Arrest Overview	
Total Arrests	54
Adult Arrests	51
Juvenile Arrests	3
Unknown Age	0
Arrests per 100,000 population	9,854.0
Average number offenses/incident	1.15

Domestic Violence Victims		
Offense	Reported	Cleared
Murder	0	0
Aggravated Assault	0	0
Simple Assault	1	1
Intimidation	0	0
Stalking	0	0
Forcible Rape	0	0
Forcible Sodomy	0	0
Sexual Assault W/Object	0	0
Forcible Fondling	0	0
Incest	0	0
Statutory Rape	0	0
Kidnapping/Abduction	0	0
Total	1	1

TIBRS Group B Arrests		
Offense	Adult	Juvenile
Bad Checks	0	0
Curfew/Vagrancy	0	0
Disorderly Conduct	2	1
DUI	6	0
Drunkenness	6	0
Family-Non Violent	0	0
Liquor Law Violations	0	0
Peeping Tom	0	0
Trespass	7	1
All Other Offenses	25	1
Total Group B	46	3

TIBRS Group A Offenses	Offenses		Arrests	
	Reported	Cleared	Adult	Juvenile
Crimes Against Persons				
Murder	0	0	0	0
Negligent Manslaughter	0	0	0	0
Kidnapping/Abduction	0	0	0	0
Forcible Rape	0	0	0	0
Forcible Sodomy	0	0	0	0
Sexual Assault W/Object	0	0	0	0
Forcible Fondling	0	0	0	0
Incest	0	0	0	0
Statutory Rape	0	0	0	0
Aggravated Assault	3	0	1	0
Simple Assault	9	3	0	0
Intimidation	6	2	0	0
Stalking	0	0	0	0
Commercial Sex Acts	0	0	0	0
Involuntary Servitude	0	0	0	0
Crimes Against Property				
Arson	0	0	0	0
Bribery	0	0	0	0
Burglary	5	0	0	0
Counterfeiting/Forgery	4	0	0	0
Destruction/Damage/Vandalism	9	1	0	0
Embezzlement	0	0	0	0
Extortion/Blackmail	0	0	0	0
Fraud - False Pretenses	7	0	0	0
Fraud - Credit Card/ATM	1	0	0	0
Fraud - Impersonation	0	0	0	0
Fraud - Welfare	0	0	0	0
Fraud - Wire	0	0	0	0
Motor Vehicle Theft	1	0	0	0
Robbery	0	0	0	0
Stolen Property Offenses	0	0	0	0
Theft - Pocket-picking	1	0	0	0
Theft - Purse Snatching	0	0	0	0
Theft - Shoplifting	15	0	1	0
Theft From Building	7	2	0	0
Theft From Coin Machine	0	0	0	0
Theft From Motor Vehicle	5	0	0	0
Theft of Motor Vehicle Parts	2	0	0	0
Theft - All Other Larceny	7	0	0	0
Crimes Against Society				
Drug/Narcotic Violations	1	1	1	0
Drug/Narcotic Equipment Violations	2	2	2	0
Gambling - Betting/Wagering	0	0	0	0
Gambling - Operating/Promoting	0	0	0	0
Gambling - Equipment Violations	0	0	0	0
Gambling - Sports Tampering	0	0	0	0
Pornography/Obscene Material	0	0	0	0
Prostitution	0	0	0	0
Prostitution Assisting/Promoting	0	0	0	0
Purchasing Prostitution	0	0	0	0
Weapon Law Violations	0	0	0	0
Total Group A Offenses	85	11	5	0



Big Sandy Police Department - 2013

2012 Population Estimate	551
Offense Overview	
Offense Total	7
Number Cleared	6
Percent Cleared	85.71 %
Group A Crimes per 100,000 population	1,270.4
Arrest Overview	
Total Arrests	8
Adult Arrests	8
Juvenile Arrests	0
Unknown Age	0
Arrests per 100,000 population	1,451.9
Average number offenses/incident	1.40

Domestic Violence Victims		
Offense	Reported	Cleared
Murder	0	0
Aggravated Assault	1	1
Simple Assault	0	0
Intimidation	0	0
Stalking	0	0
Forcible Rape	0	0
Forcible Sodomy	0	0
Sexual Assault W/Object	0	0
Forcible Fondling	0	0
Incest	0	0
Statutory Rape	0	0
Kidnapping/Abduction	0	0
Total	1	1

TIBRS Group B Arrests		
Offense	Adult	Juvenile
Bad Checks	0	0
Curfew/Vagrancy	0	0
Disorderly Conduct	0	0
DUI	4	0
Drunkenness	0	0
Family-Non Violent	0	0
Liquor Law Violations	0	0
Peeping Tom	0	0
Trespass	0	0
All Other Offenses	0	0
Total Group B	4	0

TIBRS Group A Offenses	Offenses		Arrests	
	Reported	Cleared	Adult	Juvenile
Crimes Against Persons				
Murder	0	0	0	0
Negligent Manslaughter	0	0	0	0
Kidnapping/Abduction	0	0	0	0
Forcible Rape	0	0	0	0
Forcible Sodomy	0	0	0	0
Sexual Assault W/Object	0	0	0	0
Forcible Fondling	0	0	0	0
Incest	0	0	0	0
Statutory Rape	0	0	0	0
Aggravated Assault	2	2	2	0
Simple Assault	1	1	1	0
Intimidation	0	0	0	0
Stalking	0	0	0	0
Commercial Sex Acts	0	0	0	0
Involuntary Servitude	0	0	0	0
Crimes Against Property				
Arson	0	0	0	0
Bribery	0	0	0	0
Burglary	0	0	0	0
Counterfeiting/Forgery	0	0	0	0
Destruction/Damage/Vandalism	0	0	0	0
Embezzlement	0	0	0	0
Extortion/Blackmail	0	0	0	0
Fraud - False Pretenses	0	0	0	0
Fraud - Credit Card/ATM	0	0	0	0
Fraud - Impersonation	0	0	0	0
Fraud - Welfare	0	0	0	0
Fraud - Wire	0	0	0	0
Motor Vehicle Theft	0	0	0	0
Robbery	0	0	0	0
Stolen Property Offenses	0	0	0	0
Theft - Pocket-picking	0	0	0	0
Theft - Purse Snatching	0	0	0	0
Theft - Shoplifting	0	0	0	0
Theft From Building	1	1	1	0
Theft From Coin Machine	0	0	0	0
Theft From Motor Vehicle	0	0	0	0
Theft of Motor Vehicle Parts	0	0	0	0
Theft - All Other Larceny	1	0	0	0
Crimes Against Society				
Drug/Narcotic Violations	1	1	0	0
Drug/Narcotic Equipment Violations	1	1	0	0
Gambling - Betting/Wagering	0	0	0	0
Gambling - Operating/Promoting	0	0	0	0
Gambling - Equipment Violations	0	0	0	0
Gambling - Sports Tampering	0	0	0	0
Pornography/Obscene Material	0	0	0	0
Prostitution	0	0	0	0
Prostitution Assisting/Promoting	0	0	0	0
Purchasing Prostitution	0	0	0	0
Weapon Law Violations	0	0	0	0
Total Group A Offenses	7	6	4	0



Blaine Police Department - 2013

2012 Population Estimate	1,860
Offense Overview	
Offense Total	16
Number Cleared	4
Percent Cleared	25.00 %
Group A Crimes per 100,000 population	860.2
Arrest Overview	
Total Arrests	4
Adult Arrests	4
Juvenile Arrests	0
Unknown Age	0
Arrests per 100,000 population	215.1
Average number offenses/incident	1.00

Domestic Violence Victims		
Offense	Reported	Cleared
Murder	0	0
Aggravated Assault	0	0
Simple Assault	2	2
Intimidation	0	0
Stalking	0	0
Forcible Rape	0	0
Forcible Sodomy	0	0
Sexual Assault W/Object	0	0
Forcible Fondling	0	0
Incest	0	0
Statutory Rape	0	0
Kidnapping/Abduction	0	0
Total	2	2

TIBRS Group B Arrests		
Offense	Adult	Juvenile
Bad Checks	0	0
Curfew/Vagrancy	0	0
Disorderly Conduct	0	0
DUI	0	0
Drunkenness	0	0
Family-Non Violent	0	0
Liquor Law Violations	0	0
Peeping Tom	0	0
Trespass	0	0
All Other Offenses	0	0
Total Group B	0	0

TIBRS Group A Offenses	Offenses		Arrests	
	Reported	Cleared	Adult	Juvenile
Crimes Against Persons				
Murder	0	0	0	0
Negligent Manslaughter	0	0	0	0
Kidnapping/Abduction	0	0	0	0
Forcible Rape	0	0	0	0
Forcible Sodomy	0	0	0	0
Sexual Assault W/Object	0	0	0	0
Forcible Fondling	0	0	0	0
Incest	0	0	0	0
Statutory Rape	0	0	0	0
Aggravated Assault	0	0	0	0
Simple Assault	2	2	2	0
Intimidation	0	0	0	0
Stalking	0	0	0	0
Commercial Sex Acts	0	0	0	0
Involuntary Servitude	0	0	0	0
Crimes Against Property				
Arson	0	0	0	0
Bribery	0	0	0	0
Burglary	6	0	0	0
Counterfeiting/Forgery	0	0	0	0
Destruction/Damage/Vandalism	1	0	0	0
Embezzlement	0	0	0	0
Extortion/Blackmail	0	0	0	0
Fraud - False Pretenses	1	0	0	0
Fraud - Credit Card/ATM	0	0	0	0
Fraud - Impersonation	0	0	0	0
Fraud - Welfare	0	0	0	0
Fraud - Wire	0	0	0	0
Motor Vehicle Theft	0	0	0	0
Robbery	0	0	0	0
Stolen Property Offenses	0	0	0	0
Theft - Pocket-picking	0	0	0	0
Theft - Purse Snatching	0	0	0	0
Theft - Shoplifting	2	1	1	0
Theft From Building	1	0	0	0
Theft From Coin Machine	0	0	0	0
Theft From Motor Vehicle	1	0	0	0
Theft of Motor Vehicle Parts	0	0	0	0
Theft - All Other Larceny	2	1	1	0
Crimes Against Society				
Drug/Narcotic Violations	0	0	0	0
Drug/Narcotic Equipment Violations	0	0	0	0
Gambling - Betting/Wagering	0	0	0	0
Gambling - Operating/Promoting	0	0	0	0
Gambling - Equipment Violations	0	0	0	0
Gambling - Sports Tampering	0	0	0	0
Pornography/Obscene Material	0	0	0	0
Prostitution	0	0	0	0
Prostitution Assisting/Promoting	0	0	0	0
Purchasing Prostitution	0	0	0	0
Weapon Law Violations	0	0	0	0
Total Group A Offenses	16	4	4	0



Bluff City Police Department - 2013

2012 Population Estimate	1,747
Offense Overview	
Offense Total	175
Number Cleared	72
Percent Cleared	41.14 %
Group A Crimes per 100,000 population	10,017.2
Arrest Overview	
Total Arrests	99
Adult Arrests	92
Juvenile Arrests	7
Unknown Age	0
Arrests per 100,000 population	5,666.9
Average number offenses/incident	1.22

Domestic Violence Victims		
Offense	Reported	Cleared
Murder	0	0
Aggravated Assault	1	1
Simple Assault	13	7
Intimidation	1	0
Stalking	0	0
Forcible Rape	0	0
Forcible Sodomy	0	0
Sexual Assault W/Object	0	0
Forcible Fondling	1	0
Incest	0	0
Statutory Rape	0	0
Kidnapping/Abduction	0	0
Total	16	8

TIBRS Group B Arrests		
Offense	Adult	Juvenile
Bad Checks	0	0
Curfew/Vagrancy	0	0
Disorderly Conduct	3	0
DUI	22	0
Drunkenness	6	0
Family-Non Violent	0	0
Liquor Law Violations	1	4
Peeping Tom	0	0
Trespass	0	0
All Other Offenses	2	0
Total Group B	34	4

TIBRS Group A Offenses	Offenses		Arrests	
	Reported	Cleared	Adult	Juvenile
Crimes Against Persons				
Murder	0	0	0	0
Negligent Manslaughter	0	0	0	0
Kidnapping/Abduction	0	0	0	0
Forcible Rape	0	0	0	0
Forcible Sodomy	0	0	0	0
Sexual Assault W/Object	0	0	0	0
Forcible Fondling	1	0	0	0
Incest	0	0	0	0
Statutory Rape	0	0	0	0
Aggravated Assault	5	5	5	0
Simple Assault	21	7	6	0
Intimidation	3	0	0	0
Stalking	0	0	0	0
Commercial Sex Acts	0	0	0	0
Involuntary Servitude	0	0	0	0
Crimes Against Property				
Arson	0	0	0	0
Bribery	0	0	0	0
Burglary	12	2	3	0
Counterfeiting/Forgery	1	0	0	0
Destruction/Damage/Vandalism	21	3	1	2
Embezzlement	2	1	1	0
Extortion/Blackmail	0	0	0	0
Fraud - False Pretenses	2	0	0	0
Fraud - Credit Card/ATM	0	0	0	0
Fraud - Impersonation	4	3	2	0
Fraud - Welfare	0	0	0	0
Fraud - Wire	0	0	0	0
Motor Vehicle Theft	1	0	0	0
Robbery	0	0	0	0
Stolen Property Offenses	0	0	0	0
Theft - Pocket-picking	0	0	0	0
Theft - Purse Snatching	0	0	0	0
Theft - Shoplifting	2	1	0	0
Theft From Building	13	2	2	0
Theft From Coin Machine	1	0	0	0
Theft From Motor Vehicle	9	2	1	0
Theft of Motor Vehicle Parts	1	1	1	0
Theft - All Other Larceny	16	0	0	0
Crimes Against Society				
Drug/Narcotic Violations	31	23	21	1
Drug/Narcotic Equipment Violations	25	21	14	0
Gambling - Betting/Wagering	0	0	0	0
Gambling - Operating/Promoting	0	0	0	0
Gambling - Equipment Violations	0	0	0	0
Gambling - Sports Tampering	0	0	0	0
Pornography/Obscene Material	0	0	0	0
Prostitution	0	0	0	0
Prostitution Assisting/Promoting	0	0	0	0
Purchasing Prostitution	0	0	0	0
Weapon Law Violations	4	1	1	0
Total Group A Offenses	175	72	58	3



Bolivar Police Department - 2013

2012 Population Estimate	5,275
Offense Overview	
Offense Total	554
Number Cleared	286
Percent Cleared	51.62 %
Group A Crimes per 100,000 population	10,502.4
Arrest Overview	
Total Arrests	433
Adult Arrests	380
Juvenile Arrests	53
Unknown Age	0
Arrests per 100,000 population	8,208.5
Average number offenses/incident	1.14

Domestic Violence Victims		
Offense	Reported	Cleared
Murder	0	0
Aggravated Assault	11	10
Simple Assault	38	35
Intimidation	2	2
Stalking	0	0
Forcible Rape	0	0
Forcible Sodomy	0	0
Sexual Assault W/Object	0	0
Forcible Fondling	0	0
Incest	0	0
Statutory Rape	0	0
Kidnapping/Abduction	0	0
Total	51	47

TIBRS Group B Arrests		
Offense	Adult	Juvenile
Bad Checks	0	0
Curfew/Vagrancy	0	6
Disorderly Conduct	27	6
DUI	46	0
Drunkenness	7	0
Family-Non Violent	2	0
Liquor Law Violations	10	2
Peeping Tom	0	0
Trespass	6	0
All Other Offenses	22	0
Total Group B	120	14

TIBRS Group A Offenses	Offenses		Arrests	
	Reported	Cleared	Adult	Juvenile
Crimes Against Persons				
Murder	1	1	1	0
Negligent Manslaughter	0	0	0	0
Kidnapping/Abduction	0	0	0	0
Forcible Rape	0	0	0	0
Forcible Sodomy	0	0	0	0
Sexual Assault W/Object	0	0	0	0
Forcible Fondling	1	1	0	1
Incest	0	0	0	0
Statutory Rape	0	0	0	0
Aggravated Assault	32	25	25	1
Simple Assault	74	60	48	14
Intimidation	16	13	10	1
Stalking	0	0	0	0
Commercial Sex Acts	0	0	0	0
Involuntary Servitude	0	0	0	0
Crimes Against Property				
Arson	0	0	0	0
Bribery	0	0	0	0
Burglary	54	9	13	0
Counterfeiting/Forgery	10	1	1	0
Destruction/Damage/Vandalism	76	31	14	3
Embezzlement	3	1	1	0
Extortion/Blackmail	0	0	0	0
Fraud - False Pretenses	6	1	0	0
Fraud - Credit Card/ATM	3	0	0	0
Fraud - Impersonation	1	0	0	0
Fraud - Welfare	0	0	0	0
Fraud - Wire	2	0	0	0
Motor Vehicle Theft	14	2	2	1
Robbery	2	0	0	0
Stolen Property Offenses	2	1	1	0
Theft - Pocket-picking	0	0	0	0
Theft - Purse Snatching	2	0	0	0
Theft - Shoplifting	89	69	77	14
Theft From Building	29	9	10	1
Theft From Coin Machine	2	0	0	0
Theft From Motor Vehicle	15	1	1	0
Theft of Motor Vehicle Parts	19	2	1	2
Theft - All Other Larceny	40	6	7	0
Crimes Against Society				
Drug/Narcotic Violations	38	35	44	1
Drug/Narcotic Equipment Violations	13	13	1	0
Gambling - Betting/Wagering	0	0	0	0
Gambling - Operating/Promoting	0	0	0	0
Gambling - Equipment Violations	0	0	0	0
Gambling - Sports Tampering	0	0	0	0
Pornography/Obscene Material	0	0	0	0
Prostitution	0	0	0	0
Prostitution Assisting/Promoting	0	0	0	0
Purchasing Prostitution	0	0	0	0
Weapon Law Violations	10	5	3	0
Total Group A Offenses	554	286	260	39



Bradford Police Department - 2013

2012 Population Estimate	1,034
Offense Overview	
Offense Total	36
Number Cleared	25
Percent Cleared	69.44 %
Group A Crimes per 100,000 population	3,481.6
Arrest Overview	
Total Arrests	34
Adult Arrests	32
Juvenile Arrests	2
Unknown Age	0
Arrests per 100,000 population	3,288.2
Average number offenses/incident	1.09

Domestic Violence Victims		
Offense	Reported	Cleared
Murder	0	0
Aggravated Assault	1	1
Simple Assault	7	6
Intimidation	1	0
Stalking	0	0
Forcible Rape	0	0
Forcible Sodomy	0	0
Sexual Assault W/Object	0	0
Forcible Fondling	0	0
Incest	0	0
Statutory Rape	0	0
Kidnapping/Abduction	0	0
Total	9	7

TIBRS Group B Arrests		
Offense	Adult	Juvenile
Bad Checks	0	0
Curfew/Vagrancy	0	0
Disorderly Conduct	0	0
DUI	7	0
Drunkenness	0	0
Family-Non Violent	0	0
Liquor Law Violations	0	0
Peeping Tom	0	0
Trespass	0	0
All Other Offenses	2	1
Total Group B	9	1

TIBRS Group A Offenses	Offenses		Arrests	
	Reported	Cleared	Adult	Juvenile
Crimes Against Persons				
Murder	0	0	0	0
Negligent Manslaughter	0	0	0	0
Kidnapping/Abduction	0	0	0	0
Forcible Rape	0	0	0	0
Forcible Sodomy	0	0	0	0
Sexual Assault W/Object	0	0	0	0
Forcible Fondling	0	0	0	0
Incest	0	0	0	0
Statutory Rape	0	0	0	0
Aggravated Assault	5	5	3	0
Simple Assault	9	8	7	1
Intimidation	1	0	0	0
Stalking	0	0	0	0
Commercial Sex Acts	0	0	0	0
Involuntary Servitude	0	0	0	0
Crimes Against Property				
Arson	0	0	0	0
Bribery	0	0	0	0
Burglary	4	1	1	0
Counterfeiting/Forgery	0	0	0	0
Destruction/Damage/Vandalism	2	1	1	0
Embezzlement	0	0	0	0
Extortion/Blackmail	0	0	0	0
Fraud - False Pretenses	1	1	0	0
Fraud - Credit Card/ATM	0	0	0	0
Fraud - Impersonation	0	0	0	0
Fraud - Welfare	0	0	0	0
Fraud - Wire	0	0	0	0
Motor Vehicle Theft	0	0	0	0
Robbery	0	0	0	0
Stolen Property Offenses	0	0	0	0
Theft - Pocket-picking	0	0	0	0
Theft - Purse Snatching	0	0	0	0
Theft - Shoplifting	1	1	1	0
Theft From Building	6	2	3	0
Theft From Coin Machine	0	0	0	0
Theft From Motor Vehicle	1	0	0	0
Theft of Motor Vehicle Parts	0	0	0	0
Theft - All Other Larceny	0	0	0	0
Crimes Against Society				
Drug/Narcotic Violations	3	3	4	0
Drug/Narcotic Equipment Violations	1	1	1	0
Gambling - Betting/Wagering	0	0	0	0
Gambling - Operating/Promoting	0	0	0	0
Gambling - Equipment Violations	0	0	0	0
Gambling - Sports Tampering	0	0	0	0
Pornography/Obscene Material	0	0	0	0
Prostitution	0	0	0	0
Prostitution Assisting/Promoting	0	0	0	0
Purchasing Prostitution	0	0	0	0
Weapon Law Violations	2	2	2	0
Total Group A Offenses	36	25	23	1



Brentwood Police Department - 2013

2012 Population Estimate	39,012
Offense Overview	
Offense Total	896
Number Cleared	342
Percent Cleared	38.17 %
Group A Crimes per 100,000 population	2,296.7
Arrest Overview	
Total Arrests	439
Adult Arrests	355
Juvenile Arrests	84
Unknown Age	0
Arrests per 100,000 population	1,125.3
Average number offenses/incident	1.14

Domestic Violence Victims		
Offense	Reported	Cleared
Murder	1	1
Aggravated Assault	4	4
Simple Assault	41	34
Intimidation	1	1
Stalking	1	1
Forcible Rape	0	0
Forcible Sodomy	0	0
Sexual Assault W/Object	0	0
Forcible Fondling	0	0
Incest	0	0
Statutory Rape	0	0
Kidnapping/Abduction	0	0
Total	48	41

TIBRS Group B Arrests		
Offense	Adult	Juvenile
Bad Checks	2	0
Curfew/Vagrancy	0	4
Disorderly Conduct	6	6
DUI	75	1
Drunkenness	8	0
Family-Non Violent	0	0
Liquor Law Violations	13	11
Peeping Tom	0	0
Trespass	3	0
All Other Offenses	29	13
Total Group B	136	35

TIBRS Group A Offenses	Offenses		Arrests	
	Reported	Cleared	Adult	Juvenile
Crimes Against Persons				
Murder	1	1	1	0
Negligent Manslaughter	0	0	0	0
Kidnapping/Abduction	4	4	3	0
Forcible Rape	3	2	0	2
Forcible Sodomy	0	0	0	0
Sexual Assault W/Object	0	0	0	0
Forcible Fondling	5	0	0	0
Incest	0	0	0	0
Statutory Rape	0	0	0	0
Aggravated Assault	12	11	6	0
Simple Assault	70	53	24	6
Intimidation	4	1	1	0
Stalking	2	2	2	0
Commercial Sex Acts	0	0	0	0
Involuntary Servitude	0	0	0	0
Crimes Against Property				
Arson	0	0	0	0
Bribery	0	0	0	0
Burglary	66	4	1	0
Counterfeiting/Forgery	18	4	3	0
Destruction/Damage/Vandalism	74	12	0	5
Embezzlement	13	6	5	0
Extortion/Blackmail	0	0	0	0
Fraud - False Pretenses	36	7	6	0
Fraud - Credit Card/ATM	23	1	1	0
Fraud - Impersonation	16	5	2	1
Fraud - Welfare	0	0	0	0
Fraud - Wire	4	1	1	0
Motor Vehicle Theft	11	5	1	0
Robbery	4	1	3	0
Stolen Property Offenses	9	7	8	0
Theft - Pocket-picking	0	0	0	0
Theft - Purse Snatching	0	0	0	0
Theft - Shoplifting	48	30	27	10
Theft From Building	126	30	9	1
Theft From Coin Machine	0	0	0	0
Theft From Motor Vehicle	138	13	3	0
Theft of Motor Vehicle Parts	17	1	1	0
Theft - All Other Larceny	47	0	0	0
Crimes Against Society				
Drug/Narcotic Violations	83	80	66	14
Drug/Narcotic Equipment Violations	60	59	41	10
Gambling - Betting/Wagering	0	0	0	0
Gambling - Operating/Promoting	0	0	0	0
Gambling - Equipment Violations	0	0	0	0
Gambling - Sports Tampering	0	0	0	0
Pornography/Obscene Material	0	0	0	0
Prostitution	0	0	0	0
Prostitution Assisting/Promoting	0	0	0	0
Purchasing Prostitution	0	0	0	0
Weapon Law Violations	2	2	4	0
Total Group A Offenses	896	342	219	49



Brighton Police Department - 2013

2012 Population Estimate	2,942
Offense Overview	
Offense Total	108
Number Cleared	10
Percent Cleared	9.26 %
Group A Crimes per 100,000 population	3,671.0
Arrest Overview	
Total Arrests	13
Adult Arrests	4
Juvenile Arrests	9
Unknown Age	0
Arrests per 100,000 population	441.9
Average number offenses/incident	1.15

Domestic Violence Victims		
Offense	Reported	Cleared
Murder	0	0
Aggravated Assault	2	1
Simple Assault	12	1
Intimidation	5	1
Stalking	0	0
Forcible Rape	0	0
Forcible Sodomy	0	0
Sexual Assault W/Object	0	0
Forcible Fondling	0	0
Incest	0	0
Statutory Rape	1	0
Kidnapping/Abduction	0	0
Total	20	3

TIBRS Group B Arrests		
Offense	Adult	Juvenile
Bad Checks	0	0
Curfew/Vagrancy	0	0
Disorderly Conduct	0	0
DUI	0	0
Drunkenness	0	0
Family-Non Violent	0	0
Liquor Law Violations	0	0
Peeping Tom	0	0
Trespass	0	0
All Other Offenses	1	0
Total Group B	1	0

TIBRS Group A Offenses	Offenses		Arrests	
	Reported	Cleared	Adult	Juvenile
Crimes Against Persons				
Murder	0	0	0	0
Negligent Manslaughter	0	0	0	0
Kidnapping/Abduction	0	0	0	0
Forcible Rape	0	0	0	0
Forcible Sodomy	0	0	0	0
Sexual Assault W/Object	0	0	0	0
Forcible Fondling	0	0	0	0
Incest	0	0	0	0
Statutory Rape	1	0	0	0
Aggravated Assault	10	1	1	0
Simple Assault	16	2	1	1
Intimidation	5	1	1	0
Stalking	1	0	0	0
Commercial Sex Acts	0	0	0	0
Involuntary Servitude	0	0	0	0
Crimes Against Property				
Arson	0	0	0	0
Bribery	0	0	0	0
Burglary	9	0	0	0
Counterfeiting/Forgery	2	0	0	0
Destruction/Damage/Vandalism	12	1	0	0
Embezzlement	0	0	0	0
Extortion/Blackmail	0	0	0	0
Fraud - False Pretenses	0	0	0	0
Fraud - Credit Card/ATM	1	0	0	0
Fraud - Impersonation	2	0	0	0
Fraud - Welfare	0	0	0	0
Fraud - Wire	0	0	0	0
Motor Vehicle Theft	4	0	0	0
Robbery	0	0	0	0
Stolen Property Offenses	0	0	0	0
Theft - Pocket-picking	0	0	0	0
Theft - Purse Snatching	0	0	0	0
Theft - Shoplifting	0	0	0	0
Theft From Building	7	1	0	4
Theft From Coin Machine	0	0	0	0
Theft From Motor Vehicle	9	0	0	0
Theft of Motor Vehicle Parts	2	0	0	0
Theft - All Other Larceny	11	0	0	0
Crimes Against Society				
Drug/Narcotic Violations	12	2	0	2
Drug/Narcotic Equipment Violations	3	1	0	1
Gambling - Betting/Wagering	0	0	0	0
Gambling - Operating/Promoting	0	0	0	0
Gambling - Equipment Violations	0	0	0	0
Gambling - Sports Tampering	0	0	0	0
Pornography/Obscene Material	0	0	0	0
Prostitution	0	0	0	0
Prostitution Assisting/Promoting	0	0	0	0
Purchasing Prostitution	0	0	0	0
Weapon Law Violations	1	1	0	1
Total Group A Offenses	108	10	3	9



Bristol Police Department - 2013

2012 Population Estimate	26,675
Offense Overview	
Offense Total	3,116
Number Cleared	1,537
Percent Cleared	49.33 %
Group A Crimes per 100,000 population	11,681.3
Arrest Overview	
Total Arrests	1,325
Adult Arrests	1,189
Juvenile Arrests	136
Unknown Age	0
Arrests per 100,000 population	4,967.2
Average number offenses/incident	1.26

Domestic Violence Victims		
Offense	Reported	Cleared
Murder	1	1
Aggravated Assault	36	31
Simple Assault	349	200
Intimidation	10	9
Stalking	2	2
Forcible Rape	3	0
Forcible Sodomy	0	0
Sexual Assault W/Object	0	0
Forcible Fondling	5	3
Incest	0	0
Statutory Rape	2	1
Kidnapping/Abduction	4	4
Total	412	251

TIBRS Group B Arrests		
Offense	Adult	Juvenile
Bad Checks	2	0
Curfew/Vagrancy	0	1
Disorderly Conduct	20	12
DUI	129	1
Drunkenness	103	2
Family-Non Violent	3	1
Liquor Law Violations	14	3
Peeping Tom	0	0
Trespass	11	2
All Other Offenses	105	8
Total Group B	387	30

TIBRS Group A Offenses	Offenses		Arrests	
	Reported	Cleared	Adult	Juvenile
Crimes Against Persons				
Murder	1	1	1	0
Negligent Manslaughter	0	0	0	0
Kidnapping/Abduction	5	5	5	0
Forcible Rape	9	1	0	1
Forcible Sodomy	1	1	0	0
Sexual Assault W/Object	0	0	0	0
Forcible Fondling	11	6	0	0
Incest	0	0	0	0
Statutory Rape	4	2	1	0
Aggravated Assault	77	65	45	4
Simple Assault	619	430	142	45
Intimidation	19	17	3	3
Stalking	3	3	2	0
Commercial Sex Acts	0	0	0	0
Involuntary Servitude	0	0	0	0
Crimes Against Property				
Arson	4	4	1	1
Bribery	0	0	0	0
Burglary	188	23	16	0
Counterfeiting/Forgery	62	25	17	0
Destruction/Damage/Vandalism	333	94	25	15
Embezzlement	17	11	6	0
Extortion/Blackmail	2	1	0	0
Fraud - False Pretenses	198	45	11	0
Fraud - Credit Card/ATM	72	60	1	0
Fraud - Impersonation	202	83	11	3
Fraud - Welfare	0	0	0	0
Fraud - Wire	1	0	0	0
Motor Vehicle Theft	53	19	8	1
Robbery	8	2	1	0
Stolen Property Offenses	4	4	4	0
Theft - Pocket-picking	1	0	0	0
Theft - Purse Snatching	0	0	0	0
Theft - Shoplifting	220	189	171	12
Theft From Building	148	66	27	3
Theft From Coin Machine	7	0	0	0
Theft From Motor Vehicle	179	19	6	1
Theft of Motor Vehicle Parts	59	10	6	0
Theft - All Other Larceny	286	109	125	6
Crimes Against Society				
Drug/Narcotic Violations	213	143	128	9
Drug/Narcotic Equipment Violations	86	84	29	2
Gambling - Betting/Wagering	0	0	0	0
Gambling - Operating/Promoting	3	0	0	0
Gambling - Equipment Violations	0	0	0	0
Gambling - Sports Tampering	0	0	0	0
Pornography/Obscene Material	7	1	1	0
Prostitution	1	1	2	0
Prostitution Assisting/Promoting	0	0	0	0
Purchasing Prostitution	0	0	0	0
Weapon Law Violations	13	13	7	0
Total Group A Offenses	3,116	1,537	802	106



Brownsville Police Department - 2013

2012 Population Estimate	9,983
Offense Overview	
Offense Total	1,332
Number Cleared	502
Percent Cleared	37.69 %
Group A Crimes per 100,000 population	13,342.7
Arrest Overview	
Total Arrests	572
Adult Arrests	507
Juvenile Arrests	65
Unknown Age	0
Arrests per 100,000 population	5,729.7
Average number offenses/incident	1.19

Domestic Violence Victims		
Offense	Reported	Cleared
Murder	0	0
Aggravated Assault	43	31
Simple Assault	180	108
Intimidation	16	1
Stalking	3	0
Forcible Rape	2	2
Forcible Sodomy	0	0
Sexual Assault W/Object	0	0
Forcible Fondling	1	1
Incest	0	0
Statutory Rape	1	1
Kidnapping/Abduction	0	0
Total	246	144

TIBRS Group B Arrests		
Offense	Adult	Juvenile
Bad Checks	0	0
Curfew/Vagrancy	0	0
Disorderly Conduct	9	1
DUI	43	0
Drunkenness	10	0
Family-Non Violent	1	0
Liquor Law Violations	1	0
Peeping Tom	0	0
Trespass	14	0
All Other Offenses	16	3
Total Group B	94	4

TIBRS Group A Offenses	Offenses		Arrests	
	Reported	Cleared	Adult	Juvenile
Crimes Against Persons				
Murder	1	1	2	1
Negligent Manslaughter	0	0	0	0
Kidnapping/Abduction	1	0	0	0
Forcible Rape	5	2	2	0
Forcible Sodomy	0	0	0	0
Sexual Assault W/Object	0	0	0	0
Forcible Fondling	4	3	1	2
Incest	0	0	0	0
Statutory Rape	4	4	4	0
Aggravated Assault	128	58	47	2
Simple Assault	272	139	108	21
Intimidation	59	7	4	0
Stalking	4	1	1	0
Commercial Sex Acts	0	0	0	0
Involuntary Servitude	0	0	0	0
Crimes Against Property				
Arson	2	0	0	0
Bribery	0	0	0	0
Burglary	139	16	11	5
Counterfeiting/Forgery	24	2	3	0
Destruction/Damage/Vandalism	151	13	6	0
Embezzlement	2	1	1	0
Extortion/Blackmail	1	0	0	0
Fraud - False Pretenses	14	6	4	0
Fraud - Credit Card/ATM	9	0	0	0
Fraud - Impersonation	27	11	10	0
Fraud - Welfare	0	0	0	0
Fraud - Wire	0	0	0	0
Motor Vehicle Theft	7	3	4	0
Robbery	10	6	5	3
Stolen Property Offenses	3	2	0	0
Theft - Pocket-picking	0	0	0	0
Theft - Purse Snatching	0	0	0	0
Theft - Shoplifting	72	54	59	10
Theft From Building	86	14	9	3
Theft From Coin Machine	0	0	0	0
Theft From Motor Vehicle	63	5	4	0
Theft of Motor Vehicle Parts	21	2	2	0
Theft - All Other Larceny	65	8	18	2
Crimes Against Society				
Drug/Narcotic Violations	109	98	93	8
Drug/Narcotic Equipment Violations	30	29	4	1
Gambling - Betting/Wagering	0	0	0	0
Gambling - Operating/Promoting	0	0	0	0
Gambling - Equipment Violations	0	0	0	0
Gambling - Sports Tampering	0	0	0	0
Pornography/Obscene Material	0	0	0	0
Prostitution	1	1	1	0
Prostitution Assisting/Promoting	0	0	0	1
Purchasing Prostitution	0	0	0	0
Weapon Law Violations	18	16	10	2
Total Group A Offenses	1,332	502	413	61



Bruceton Police Department - 2013

2012 Population Estimate	1,459
Offense Overview	
Offense Total	98
Number Cleared	81
Percent Cleared	82.65 %
Group A Crimes per 100,000 population	6,716.9
Arrest Overview	
Total Arrests	102
Adult Arrests	77
Juvenile Arrests	25
Unknown Age	0
Arrests per 100,000 population	6,991.1
Average number offenses/incident	1.38

Domestic Violence Victims		
Offense	Reported	Cleared
Murder	0	0
Aggravated Assault	0	0
Simple Assault	18	17
Intimidation	1	1
Stalking	0	0
Forcible Rape	0	0
Forcible Sodomy	0	0
Sexual Assault W/Object	0	0
Forcible Fondling	0	0
Incest	0	0
Statutory Rape	0	0
Kidnapping/Abduction	0	0
Total	19	18

TIBRS Group B Arrests		
Offense	Adult	Juvenile
Bad Checks	0	0
Curfew/Vagrancy	0	0
Disorderly Conduct	0	0
DUI	13	0
Drunkenness	4	0
Family-Non Violent	0	0
Liquor Law Violations	1	5
Peeping Tom	0	0
Trespass	0	0
All Other Offenses	4	0
Total Group B	22	5

TIBRS Group A Offenses	Offenses		Arrests	
	Reported	Cleared	Adult	Juvenile
Crimes Against Persons				
Murder	0	0	0	0
Negligent Manslaughter	0	0	0	0
Kidnapping/Abduction	0	0	0	0
Forcible Rape	0	0	0	0
Forcible Sodomy	0	0	0	0
Sexual Assault W/Object	0	0	0	0
Forcible Fondling	0	0	0	0
Incest	0	0	0	0
Statutory Rape	0	0	0	0
Aggravated Assault	1	1	0	1
Simple Assault	22	20	13	3
Intimidation	6	6	4	0
Stalking	2	2	1	0
Commercial Sex Acts	0	0	0	0
Involuntary Servitude	0	0	0	0
Crimes Against Property				
Arson	1	0	0	0
Bribery	0	0	0	0
Burglary	7	4	1	11
Counterfeiting/Forgery	0	0	0	0
Destruction/Damage/Vandalism	6	3	1	0
Embezzlement	1	1	1	0
Extortion/Blackmail	0	0	0	0
Fraud - False Pretenses	2	2	1	0
Fraud - Credit Card/ATM	2	0	0	0
Fraud - Impersonation	0	0	0	0
Fraud - Welfare	0	0	0	0
Fraud - Wire	0	0	0	0
Motor Vehicle Theft	2	2	2	0
Robbery	0	0	0	0
Stolen Property Offenses	0	0	0	0
Theft - Pocket-picking	0	0	0	0
Theft - Purse Snatching	0	0	0	0
Theft - Shoplifting	5	5	4	2
Theft From Building	3	3	4	0
Theft From Coin Machine	0	0	0	0
Theft From Motor Vehicle	1	0	0	0
Theft of Motor Vehicle Parts	1	0	0	0
Theft - All Other Larceny	6	2	0	2
Crimes Against Society				
Drug/Narcotic Violations	19	19	21	1
Drug/Narcotic Equipment Violations	11	11	2	0
Gambling - Betting/Wagering	0	0	0	0
Gambling - Operating/Promoting	0	0	0	0
Gambling - Equipment Violations	0	0	0	0
Gambling - Sports Tampering	0	0	0	0
Pornography/Obscene Material	0	0	0	0
Prostitution	0	0	0	0
Prostitution Assisting/Promoting	0	0	0	0
Purchasing Prostitution	0	0	0	0
Weapon Law Violations	0	0	0	0
Total Group A Offenses	98	81	55	20



Burns Police Department - 2013

2012 Population Estimate	1,468
Offense Overview	
Offense Total	79
Number Cleared	15
Percent Cleared	18.99 %
Group A Crimes per 100,000 population	5,381.5
Arrest Overview	
Total Arrests	21
Adult Arrests	20
Juvenile Arrests	1
Unknown Age	0
Arrests per 100,000 population	1,430.5
Average number offenses/incident	1.07

Domestic Violence Victims		
Offense	Reported	Cleared
Murder	0	0
Aggravated Assault	0	0
Simple Assault	10	4
Intimidation	2	1
Stalking	1	0
Forcible Rape	0	0
Forcible Sodomy	0	0
Sexual Assault W/Object	0	0
Forcible Fondling	0	0
Incest	0	0
Statutory Rape	0	0
Kidnapping/Abduction	0	0
Total	13	5

TIBRS Group B Arrests		
Offense	Adult	Juvenile
Bad Checks	0	0
Curfew/Vagrancy	0	0
Disorderly Conduct	0	0
DUI	3	0
Drunkenness	0	0
Family-Non Violent	0	0
Liquor Law Violations	0	0
Peeping Tom	0	0
Trespass	0	0
All Other Offenses	4	1
Total Group B	7	1

TIBRS Group A Offenses	Offenses		Arrests	
	Reported	Cleared	Adult	Juvenile
Crimes Against Persons				
Murder	0	0	0	0
Negligent Manslaughter	0	0	0	0
Kidnapping/Abduction	0	0	0	0
Forcible Rape	1	0	0	0
Forcible Sodomy	1	0	0	0
Sexual Assault W/Object	0	0	0	0
Forcible Fondling	0	0	0	0
Incest	0	0	0	0
Statutory Rape	0	0	0	0
Aggravated Assault	0	0	0	0
Simple Assault	16	4	3	0
Intimidation	5	1	0	0
Stalking	1	0	0	0
Commercial Sex Acts	0	0	0	0
Involuntary Servitude	0	0	0	0
Crimes Against Property				
Arson	0	0	0	0
Bribery	0	0	0	0
Burglary	6	0	0	0
Counterfeiting/Forgery	1	0	0	0
Destruction/Damage/Vandalism	3	0	0	0
Embezzlement	0	0	0	0
Extortion/Blackmail	0	0	0	0
Fraud - False Pretenses	3	0	0	0
Fraud - Credit Card/ATM	2	0	0	0
Fraud - Impersonation	3	1	1	0
Fraud - Welfare	0	0	0	0
Fraud - Wire	0	0	0	0
Motor Vehicle Theft	1	0	0	0
Robbery	1	0	0	0
Stolen Property Offenses	0	0	0	0
Theft - Pocket-picking	0	0	0	0
Theft - Purse Snatching	0	0	0	0
Theft - Shoplifting	3	1	1	0
Theft From Building	8	0	0	0
Theft From Coin Machine	0	0	0	0
Theft From Motor Vehicle	14	4	4	0
Theft of Motor Vehicle Parts	0	0	0	0
Theft - All Other Larceny	7	1	1	0
Crimes Against Society				
Drug/Narcotic Violations	2	2	2	0
Drug/Narcotic Equipment Violations	1	1	1	0
Gambling - Betting/Wagering	0	0	0	0
Gambling - Operating/Promoting	0	0	0	0
Gambling - Equipment Violations	0	0	0	0
Gambling - Sports Tampering	0	0	0	0
Pornography/Obscene Material	0	0	0	0
Prostitution	0	0	0	0
Prostitution Assisting/Promoting	0	0	0	0
Purchasing Prostitution	0	0	0	0
Weapon Law Violations	0	0	0	0
Total Group A Offenses	79	15	13	0



Calhoun Police Department - 2013

2012 Population Estimate	492
Offense Overview	
Offense Total	59
Number Cleared	38
Percent Cleared	64.41 %
Group A Crimes per 100,000 population	11,991.9
Arrest Overview	
Total Arrests	38
Adult Arrests	37
Juvenile Arrests	1
Unknown Age	0
Arrests per 100,000 population	7,723.6
Average number offenses/incident	1.40

Domestic Violence Victims		
Offense	Reported	Cleared
Murder	0	0
Aggravated Assault	0	0
Simple Assault	0	0
Intimidation	1	1
Stalking	0	0
Forcible Rape	0	0
Forcible Sodomy	0	0
Sexual Assault W/Object	0	0
Forcible Fondling	0	0
Incest	0	0
Statutory Rape	0	0
Kidnapping/Abduction	0	0
Total	1	1

TIBRS Group B Arrests		
Offense	Adult	Juvenile
Bad Checks	0	0
Curfew/Vagrancy	0	0
Disorderly Conduct	0	0
DUI	5	0
Drunkenness	1	0
Family-Non Violent	0	0
Liquor Law Violations	0	0
Peeping Tom	0	0
Trespass	0	0
All Other Offenses	6	0
Total Group B	12	0

TIBRS Group A Offenses	Offenses		Arrests	
	Reported	Cleared	Adult	Juvenile
Crimes Against Persons				
Murder	0	0	0	0
Negligent Manslaughter	0	0	0	0
Kidnapping/Abduction	0	0	0	0
Forcible Rape	0	0	0	0
Forcible Sodomy	0	0	0	0
Sexual Assault W/Object	0	0	0	0
Forcible Fondling	0	0	0	0
Incest	0	0	0	0
Statutory Rape	0	0	0	0
Aggravated Assault	0	0	0	0
Simple Assault	3	0	0	0
Intimidation	2	1	1	0
Stalking	1	1	1	0
Commercial Sex Acts	0	0	0	0
Involuntary Servitude	0	0	0	0
Crimes Against Property				
Arson	0	0	0	0
Bribery	0	0	0	0
Burglary	2	0	0	0
Counterfeiting/Forgery	0	0	0	0
Destruction/Damage/Vandalism	5	0	0	0
Embezzlement	0	0	0	0
Extortion/Blackmail	0	0	0	0
Fraud - False Pretenses	0	0	0	0
Fraud - Credit Card/ATM	0	0	0	0
Fraud - Impersonation	1	0	0	0
Fraud - Welfare	0	0	0	0
Fraud - Wire	0	0	0	0
Motor Vehicle Theft	2	1	1	0
Robbery	0	0	0	0
Stolen Property Offenses	0	0	0	0
Theft - Pocket-picking	0	0	0	0
Theft - Purse Snatching	0	0	0	0
Theft - Shoplifting	0	0	0	0
Theft From Building	2	0	0	0
Theft From Coin Machine	0	0	0	0
Theft From Motor Vehicle	1	0	0	0
Theft of Motor Vehicle Parts	0	0	0	0
Theft - All Other Larceny	5	0	0	0
Crimes Against Society				
Drug/Narcotic Violations	19	19	16	1
Drug/Narcotic Equipment Violations	11	11	4	0
Gambling - Betting/Wagering	0	0	0	0
Gambling - Operating/Promoting	0	0	0	0
Gambling - Equipment Violations	0	0	0	0
Gambling - Sports Tampering	0	0	0	0
Pornography/Obscene Material	0	0	0	0
Prostitution	0	0	0	0
Prostitution Assisting/Promoting	0	0	0	0
Purchasing Prostitution	0	0	0	0
Weapon Law Violations	5	5	2	0
Total Group A Offenses	59	38	25	1



Camden Police Department - 2013

2012 Population Estimate	3,620
Offense Overview	
Offense Total	264
Number Cleared	25
Percent Cleared	9.47 %
Group A Crimes per 100,000 population	7,292.8
Arrest Overview	
Total Arrests	64
Adult Arrests	63
Juvenile Arrests	1
Unknown Age	0
Arrests per 100,000 population	1,768.0
Average number offenses/incident	1.05

Domestic Violence Victims		
Offense	Reported	Cleared
Murder	0	0
Aggravated Assault	0	0
Simple Assault	9	3
Intimidation	2	2
Stalking	0	0
Forcible Rape	0	0
Forcible Sodomy	0	0
Sexual Assault W/Object	0	0
Forcible Fondling	0	0
Incest	0	0
Statutory Rape	0	0
Kidnapping/Abduction	0	0
Total	11	5

TIBRS Group B Arrests		
Offense	Adult	Juvenile
Bad Checks	0	0
Curfew/Vagrancy	0	0
Disorderly Conduct	6	1
DUI	18	0
Drunkenness	3	0
Family-Non Violent	0	0
Liquor Law Violations	1	0
Peeping Tom	0	0
Trespass	3	0
All Other Offenses	9	0
Total Group B	40	1

TIBRS Group A Offenses	Offenses		Arrests	
	Reported	Cleared	Adult	Juvenile
Crimes Against Persons				
Murder	0	0	0	0
Negligent Manslaughter	0	0	0	0
Kidnapping/Abduction	0	0	0	0
Forcible Rape	0	0	0	0
Forcible Sodomy	0	0	0	0
Sexual Assault W/Object	0	0	0	0
Forcible Fondling	0	0	0	0
Incest	0	0	0	0
Statutory Rape	1	0	0	0
Aggravated Assault	4	0	0	0
Simple Assault	28	6	6	0
Intimidation	6	2	2	0
Stalking	0	0	0	0
Commercial Sex Acts	0	0	0	0
Involuntary Servitude	0	0	0	0
Crimes Against Property				
Arson	0	0	0	0
Bribery	0	0	0	0
Burglary	37	0	0	0
Counterfeiting/Forgery	5	0	0	0
Destruction/Damage/Vandalism	41	1	0	0
Embezzlement	0	0	0	0
Extortion/Blackmail	0	0	0	0
Fraud - False Pretenses	3	0	0	0
Fraud - Credit Card/ATM	20	0	0	0
Fraud - Impersonation	4	0	0	0
Fraud - Welfare	0	0	0	0
Fraud - Wire	0	0	0	0
Motor Vehicle Theft	2	0	0	0
Robbery	1	0	0	0
Stolen Property Offenses	0	0	0	0
Theft - Pocket-picking	2	0	0	0
Theft - Purse Snatching	2	0	0	0
Theft - Shoplifting	38	8	8	0
Theft From Building	33	1	1	0
Theft From Coin Machine	0	0	0	0
Theft From Motor Vehicle	15	0	0	0
Theft of Motor Vehicle Parts	1	0	0	0
Theft - All Other Larceny	6	0	0	0
Crimes Against Society				
Drug/Narcotic Violations	13	6	6	0
Drug/Narcotic Equipment Violations	2	1	0	0
Gambling - Betting/Wagering	0	0	0	0
Gambling - Operating/Promoting	0	0	0	0
Gambling - Equipment Violations	0	0	0	0
Gambling - Sports Tampering	0	0	0	0
Pornography/Obscene Material	0	0	0	0
Prostitution	0	0	0	0
Prostitution Assisting/Promoting	0	0	0	0
Purchasing Prostitution	0	0	0	0
Weapon Law Violations	0	0	0	0
Total Group A Offenses	264	25	23	0



Carthage Police Department - 2013

2012 Population Estimate	2,279
Offense Overview	
Offense Total	118
Number Cleared	55
Percent Cleared	46.61 %
Group A Crimes per 100,000 population	5,177.7
Arrest Overview	
Total Arrests	95
Adult Arrests	88
Juvenile Arrests	7
Unknown Age	0
Arrests per 100,000 population	4,168.5
Average number offenses/incident	1.08

Domestic Violence Victims		
Offense	Reported	Cleared
Murder	0	0
Aggravated Assault	3	2
Simple Assault	12	12
Intimidation	0	0
Stalking	0	0
Forcible Rape	0	0
Forcible Sodomy	0	0
Sexual Assault W/Object	0	0
Forcible Fondling	0	0
Incest	0	0
Statutory Rape	0	0
Kidnapping/Abduction	0	0
Total	15	14

TIBRS Group B Arrests		
Offense	Adult	Juvenile
Bad Checks	8	0
Curfew/Vagrancy	0	0
Disorderly Conduct	4	1
DUI	8	0
Drunkenness	9	0
Family-Non Violent	0	0
Liquor Law Violations	0	0
Peeping Tom	0	0
Trespass	4	0
All Other Offenses	5	0
Total Group B	38	1

TIBRS Group A Offenses	Offenses		Arrests	
	Reported	Cleared	Adult	Juvenile
Crimes Against Persons				
Murder	0	0	0	0
Negligent Manslaughter	0	0	0	0
Kidnapping/Abduction	0	0	0	0
Forcible Rape	0	0	0	0
Forcible Sodomy	0	0	0	0
Sexual Assault W/Object	0	0	0	0
Forcible Fondling	1	0	0	0
Incest	0	0	0	0
Statutory Rape	1	1	1	0
Aggravated Assault	5	4	4	0
Simple Assault	20	19	18	0
Intimidation	4	0	0	0
Stalking	0	0	0	0
Commercial Sex Acts	0	0	0	0
Involuntary Servitude	0	0	0	0
Crimes Against Property				
Arson	0	0	0	0
Bribery	0	0	0	0
Burglary	15	2	1	5
Counterfeiting/Forgery	0	0	0	0
Destruction/Damage/Vandalism	20	3	2	0
Embezzlement	0	0	0	0
Extortion/Blackmail	0	0	0	0
Fraud - False Pretenses	1	1	0	0
Fraud - Credit Card/ATM	0	0	0	0
Fraud - Impersonation	0	0	0	0
Fraud - Welfare	0	0	0	0
Fraud - Wire	0	0	0	0
Motor Vehicle Theft	3	0	0	0
Robbery	1	0	0	0
Stolen Property Offenses	0	0	0	0
Theft - Pocket-picking	0	0	0	0
Theft - Purse Snatching	0	0	0	0
Theft - Shoplifting	4	3	3	0
Theft From Building	10	3	3	0
Theft From Coin Machine	0	0	0	0
Theft From Motor Vehicle	3	0	0	0
Theft of Motor Vehicle Parts	2	0	0	0
Theft - All Other Larceny	10	1	1	0
Crimes Against Society				
Drug/Narcotic Violations	13	13	17	1
Drug/Narcotic Equipment Violations	5	5	0	0
Gambling - Betting/Wagering	0	0	0	0
Gambling - Operating/Promoting	0	0	0	0
Gambling - Equipment Violations	0	0	0	0
Gambling - Sports Tampering	0	0	0	0
Pornography/Obscene Material	0	0	0	0
Prostitution	0	0	0	0
Prostitution Assisting/Promoting	0	0	0	0
Purchasing Prostitution	0	0	0	0
Weapon Law Violations	0	0	0	0
Total Group A Offenses	118	55	50	6



Caryville Police Department - 2013

2012 Population Estimate	2,275
Offense Overview	
Offense Total	143
Number Cleared	34
Percent Cleared	23.78 %
Group A Crimes per 100,000 population	6,285.7
Arrest Overview	
Total Arrests	41
Adult Arrests	41
Juvenile Arrests	0
Unknown Age	0
Arrests per 100,000 population	1,802.2
Average number offenses/incident	1.12

Domestic Violence Victims		
Offense	Reported	Cleared
Murder	0	0
Aggravated Assault	2	2
Simple Assault	10	6
Intimidation	6	1
Stalking	3	0
Forcible Rape	0	0
Forcible Sodomy	0	0
Sexual Assault W/Object	0	0
Forcible Fondling	1	0
Incest	0	0
Statutory Rape	0	0
Kidnapping/Abduction	0	0
Total	22	9

TIBRS Group B Arrests		
Offense	Adult	Juvenile
Bad Checks	0	0
Curfew/Vagrancy	0	0
Disorderly Conduct	0	0
DUI	6	0
Drunkenness	7	0
Family-Non Violent	0	0
Liquor Law Violations	0	0
Peeping Tom	0	0
Trespass	1	0
All Other Offenses	0	0
Total Group B	14	0

TIBRS Group A Offenses	Offenses		Arrests	
	Reported	Cleared	Adult	Juvenile
Crimes Against Persons				
Murder	0	0	0	0
Negligent Manslaughter	0	0	0	0
Kidnapping/Abduction	0	0	0	0
Forcible Rape	0	0	0	0
Forcible Sodomy	0	0	0	0
Sexual Assault W/Object	0	0	0	0
Forcible Fondling	2	0	0	0
Incest	0	0	0	0
Statutory Rape	1	0	0	0
Aggravated Assault	7	6	6	0
Simple Assault	19	8	8	0
Intimidation	12	1	1	0
Stalking	4	0	0	0
Commercial Sex Acts	0	0	0	0
Involuntary Servitude	0	0	0	0
Crimes Against Property				
Arson	2	0	0	0
Bribery	0	0	0	0
Burglary	11	0	0	0
Counterfeiting/Forgery	0	0	0	0
Destruction/Damage/Vandalism	18	2	1	0
Embezzlement	0	0	0	0
Extortion/Blackmail	0	0	0	0
Fraud - False Pretenses	2	0	0	0
Fraud - Credit Card/ATM	5	0	0	0
Fraud - Impersonation	0	0	0	0
Fraud - Welfare	0	0	0	0
Fraud - Wire	0	0	0	0
Motor Vehicle Theft	6	1	1	0
Robbery	3	0	0	0
Stolen Property Offenses	0	0	0	0
Theft - Pocket-picking	1	0	0	0
Theft - Purse Snatching	0	0	0	0
Theft - Shoplifting	3	1	1	0
Theft From Building	13	1	1	0
Theft From Coin Machine	0	0	0	0
Theft From Motor Vehicle	8	0	0	0
Theft of Motor Vehicle Parts	2	0	0	0
Theft - All Other Larceny	11	1	0	0
Crimes Against Society				
Drug/Narcotic Violations	6	6	7	0
Drug/Narcotic Equipment Violations	6	6	0	0
Gambling - Betting/Wagering	0	0	0	0
Gambling - Operating/Promoting	0	0	0	0
Gambling - Equipment Violations	0	0	0	0
Gambling - Sports Tampering	0	0	0	0
Pornography/Obscene Material	0	0	0	0
Prostitution	0	0	0	0
Prostitution Assisting/Promoting	0	0	0	0
Purchasing Prostitution	0	0	0	0
Weapon Law Violations	1	1	1	0
Total Group A Offenses	143	34	27	0



Celina Police Department - 2013

2012 Population Estimate	1,494
Offense Overview	
Offense Total	143
Number Cleared	115
Percent Cleared	80.42 %
Group A Crimes per 100,000 population	9,571.6
Arrest Overview	
Total Arrests	147
Adult Arrests	143
Juvenile Arrests	4
Unknown Age	0
Arrests per 100,000 population	9,839.4
Average number offenses/incident	1.21

Domestic Violence Victims		
Offense	Reported	Cleared
Murder	0	0
Aggravated Assault	1	1
Simple Assault	17	17
Intimidation	2	2
Stalking	1	1
Forcible Rape	0	0
Forcible Sodomy	0	0
Sexual Assault W/Object	0	0
Forcible Fondling	0	0
Incest	0	0
Statutory Rape	0	0
Kidnapping/Abduction	0	0
Total	21	21

TIBRS Group B Arrests		
Offense	Adult	Juvenile
Bad Checks	2	0
Curfew/Vagrancy	0	0
Disorderly Conduct	6	0
DUI	19	0
Drunkenness	16	0
Family-Non Violent	1	0
Liquor Law Violations	0	0
Peeping Tom	0	0
Trespass	2	0
All Other Offenses	7	0
Total Group B	53	0

TIBRS Group A Offenses	Offenses		Arrests	
	Reported	Cleared	Adult	Juvenile
Crimes Against Persons				
Murder	0	0	0	0
Negligent Manslaughter	0	0	0	0
Kidnapping/Abduction	0	0	0	0
Forcible Rape	0	0	0	0
Forcible Sodomy	0	0	0	0
Sexual Assault W/Object	0	0	0	0
Forcible Fondling	0	0	0	0
Incest	0	0	0	0
Statutory Rape	0	0	0	0
Aggravated Assault	1	1	1	0
Simple Assault	19	19	18	1
Intimidation	2	2	2	0
Stalking	1	1	1	0
Commercial Sex Acts	0	0	0	0
Involuntary Servitude	0	0	0	0
Crimes Against Property				
Arson	0	0	0	0
Bribery	0	0	0	0
Burglary	6	4	4	0
Counterfeiting/Forgery	1	1	0	0
Destruction/Damage/Vandalism	11	4	1	0
Embezzlement	1	0	0	0
Extortion/Blackmail	0	0	0	0
Fraud - False Pretenses	2	1	1	0
Fraud - Credit Card/ATM	7	6	6	0
Fraud - Impersonation	0	0	0	0
Fraud - Welfare	0	0	0	0
Fraud - Wire	0	0	0	0
Motor Vehicle Theft	1	1	1	0
Robbery	0	0	0	0
Stolen Property Offenses	0	0	0	0
Theft - Pocket-picking	0	0	0	0
Theft - Purse Snatching	0	0	0	0
Theft - Shoplifting	9	8	7	1
Theft From Building	3	1	1	0
Theft From Coin Machine	1	0	0	0
Theft From Motor Vehicle	11	3	2	0
Theft of Motor Vehicle Parts	1	0	0	0
Theft - All Other Larceny	6	4	3	1
Crimes Against Society				
Drug/Narcotic Violations	39	38	34	0
Drug/Narcotic Equipment Violations	15	15	6	1
Gambling - Betting/Wagering	0	0	0	0
Gambling - Operating/Promoting	0	0	0	0
Gambling - Equipment Violations	0	0	0	0
Gambling - Sports Tampering	0	0	0	0
Pornography/Obscene Material	0	0	0	0
Prostitution	0	0	0	0
Prostitution Assisting/Promoting	0	0	0	0
Purchasing Prostitution	0	0	0	0
Weapon Law Violations	6	6	2	0
Total Group A Offenses	143	115	90	4



Centerville Police Department - 2013

2012 Population Estimate	3,557
Offense Overview	
Offense Total	328
Number Cleared	165
Percent Cleared	50.30 %
Group A Crimes per 100,000 population	9,221.3
Arrest Overview	
Total Arrests	274
Adult Arrests	260
Juvenile Arrests	14
Unknown Age	0
Arrests per 100,000 population	7,703.1
Average number offenses/incident	1.18

Domestic Violence Victims		
Offense	Reported	Cleared
Murder	0	0
Aggravated Assault	3	2
Simple Assault	37	24
Intimidation	9	1
Stalking	1	1
Forcible Rape	0	0
Forcible Sodomy	0	0
Sexual Assault W/Object	0	0
Forcible Fondling	0	0
Incest	0	0
Statutory Rape	0	0
Kidnapping/Abduction	0	0
Total	50	28

TIBRS Group B Arrests		
Offense	Adult	Juvenile
Bad Checks	0	0
Curfew/Vagrancy	0	0
Disorderly Conduct	12	4
DUI	43	0
Drunkenness	34	1
Family-Non Violent	0	0
Liquor Law Violations	1	0
Peeping Tom	0	0
Trespass	2	0
All Other Offenses	7	0
Total Group B	99	5

TIBRS Group A Offenses	Offenses		Arrests	
	Reported	Cleared	Adult	Juvenile
Crimes Against Persons				
Murder	0	0	0	0
Negligent Manslaughter	0	0	0	0
Kidnapping/Abduction	0	0	0	0
Forcible Rape	0	0	0	0
Forcible Sodomy	0	0	0	0
Sexual Assault W/Object	0	0	0	0
Forcible Fondling	0	0	0	0
Incest	0	0	0	0
Statutory Rape	1	0	0	0
Aggravated Assault	7	5	8	0
Simple Assault	61	32	29	1
Intimidation	21	1	1	0
Stalking	2	1	1	0
Commercial Sex Acts	0	0	0	0
Involuntary Servitude	0	0	0	0
Crimes Against Property				
Arson	0	0	0	0
Bribery	0	0	0	0
Burglary	22	1	0	0
Counterfeiting/Forgery	8	1	1	0
Destruction/Damage/Vandalism	29	4	3	4
Embezzlement	0	0	0	0
Extortion/Blackmail	0	0	0	0
Fraud - False Pretenses	7	4	3	1
Fraud - Credit Card/ATM	3	0	0	0
Fraud - Impersonation	4	0	0	0
Fraud - Welfare	0	0	0	0
Fraud - Wire	0	0	0	0
Motor Vehicle Theft	1	0	0	0
Robbery	2	0	0	0
Stolen Property Offenses	0	0	0	0
Theft - Pocket-picking	2	0	0	0
Theft - Purse Snatching	1	0	0	0
Theft - Shoplifting	10	5	5	1
Theft From Building	18	2	2	0
Theft From Coin Machine	0	0	0	0
Theft From Motor Vehicle	8	1	0	1
Theft of Motor Vehicle Parts	1	0	0	0
Theft - All Other Larceny	8	1	0	0
Crimes Against Society				
Drug/Narcotic Violations	65	63	73	0
Drug/Narcotic Equipment Violations	42	40	29	1
Gambling - Betting/Wagering	0	0	0	0
Gambling - Operating/Promoting	0	0	0	0
Gambling - Equipment Violations	0	0	0	0
Gambling - Sports Tampering	0	0	0	0
Pornography/Obscene Material	0	0	0	0
Prostitution	0	0	0	0
Prostitution Assisting/Promoting	0	0	0	0
Purchasing Prostitution	0	0	0	0
Weapon Law Violations	5	4	6	0
Total Group A Offenses	328	165	161	9



Chapel Hill Police Department - 2013

2012 Population Estimate	1,449
Offense Overview	
Offense Total	85
Number Cleared	46
Percent Cleared	54.12 %
Group A Crimes per 100,000 population	5,866.1
Arrest Overview	
Total Arrests	55
Adult Arrests	50
Juvenile Arrests	5
Unknown Age	0
Arrests per 100,000 population	3,795.7
Average number offenses/incident	1.33

Domestic Violence Victims		
Offense	Reported	Cleared
Murder	0	0
Aggravated Assault	4	4
Simple Assault	10	8
Intimidation	1	0
Stalking	2	0
Forcible Rape	0	0
Forcible Sodomy	0	0
Sexual Assault W/Object	0	0
Forcible Fondling	0	0
Incest	0	0
Statutory Rape	0	0
Kidnapping/Abduction	0	0
Total	17	12

TIBRS Group B Arrests		
Offense	Adult	Juvenile
Bad Checks	1	0
Curfew/Vagrancy	0	0
Disorderly Conduct	3	1
DUI	10	0
Drunkenness	1	0
Family-Non Violent	0	0
Liquor Law Violations	3	0
Peeping Tom	0	0
Trespass	1	0
All Other Offenses	2	3
Total Group B	21	4

TIBRS Group A Offenses	Offenses		Arrests	
	Reported	Cleared	Adult	Juvenile
Crimes Against Persons				
Murder	0	0	0	0
Negligent Manslaughter	0	0	0	0
Kidnapping/Abduction	0	0	0	0
Forcible Rape	0	0	0	0
Forcible Sodomy	0	0	0	0
Sexual Assault W/Object	0	0	0	0
Forcible Fondling	0	0	0	0
Incest	0	0	0	0
Statutory Rape	0	0	0	0
Aggravated Assault	6	5	1	1
Simple Assault	17	11	9	0
Intimidation	1	0	0	0
Stalking	2	0	0	0
Commercial Sex Acts	0	0	0	0
Involuntary Servitude	0	0	0	0
Crimes Against Property				
Arson	0	0	0	0
Bribery	0	0	0	0
Burglary	3	2	2	0
Counterfeiting/Forgery	5	0	0	0
Destruction/Damage/Vandalism	10	5	3	0
Embezzlement	0	0	0	0
Extortion/Blackmail	0	0	0	0
Fraud - False Pretenses	1	0	0	0
Fraud - Credit Card/ATM	4	4	4	0
Fraud - Impersonation	0	0	0	0
Fraud - Welfare	0	0	0	0
Fraud - Wire	0	0	0	0
Motor Vehicle Theft	4	1	0	0
Robbery	0	0	0	0
Stolen Property Offenses	0	0	0	0
Theft - Pocket-picking	0	0	0	0
Theft - Purse Snatching	0	0	0	0
Theft - Shoplifting	1	0	0	0
Theft From Building	0	0	0	0
Theft From Coin Machine	0	0	0	0
Theft From Motor Vehicle	3	0	0	0
Theft of Motor Vehicle Parts	0	0	0	0
Theft - All Other Larceny	12	3	2	0
Crimes Against Society				
Drug/Narcotic Violations	7	7	6	0
Drug/Narcotic Equipment Violations	6	6	0	0
Gambling - Betting/Wagering	0	0	0	0
Gambling - Operating/Promoting	0	0	0	0
Gambling - Equipment Violations	0	0	0	0
Gambling - Sports Tampering	0	0	0	0
Pornography/Obscene Material	1	0	0	0
Prostitution	0	0	0	0
Prostitution Assisting/Promoting	0	0	0	0
Purchasing Prostitution	0	0	0	0
Weapon Law Violations	2	2	2	0
Total Group A Offenses	85	46	29	1



Charleston Police Department - 2013

2012 Population Estimate	661
Offense Overview	
Offense Total	37
Number Cleared	12
Percent Cleared	32.43 %
Group A Crimes per 100,000 population	5,597.6
Arrest Overview	
Total Arrests	15
Adult Arrests	14
Juvenile Arrests	1
Unknown Age	0
Arrests per 100,000 population	2,269.3
Average number offenses/incident	1.12

Domestic Violence Victims		
Offense	Reported	Cleared
Murder	0	0
Aggravated Assault	0	0
Simple Assault	2	1
Intimidation	0	0
Stalking	0	0
Forcible Rape	0	0
Forcible Sodomy	0	0
Sexual Assault W/Object	0	0
Forcible Fondling	0	0
Incest	0	0
Statutory Rape	0	0
Kidnapping/Abduction	0	0
Total	2	1

TIBRS Group B Arrests		
Offense	Adult	Juvenile
Bad Checks	0	0
Curfew/Vagrancy	0	0
Disorderly Conduct	1	1
DUI	2	0
Drunkenness	0	0
Family-Non Violent	0	0
Liquor Law Violations	0	0
Peeping Tom	0	0
Trespass	0	0
All Other Offenses	2	0
Total Group B	5	1

TIBRS Group A Offenses	Offenses		Arrests	
	Reported	Cleared	Adult	Juvenile
Crimes Against Persons				
Murder	0	0	0	0
Negligent Manslaughter	0	0	0	0
Kidnapping/Abduction	0	0	0	0
Forcible Rape	0	0	0	0
Forcible Sodomy	0	0	0	0
Sexual Assault W/Object	0	0	0	0
Forcible Fondling	0	0	0	0
Incest	0	0	0	0
Statutory Rape	0	0	0	0
Aggravated Assault	1	0	0	0
Simple Assault	3	1	1	0
Intimidation	4	1	1	0
Stalking	0	0	0	0
Commercial Sex Acts	0	0	0	0
Involuntary Servitude	0	0	0	0
Crimes Against Property				
Arson	0	0	0	0
Bribery	0	0	0	0
Burglary	6	1	1	0
Counterfeiting/Forgery	1	0	0	0
Destruction/Damage/Vandalism	2	0	0	0
Embezzlement	0	0	0	0
Extortion/Blackmail	0	0	0	0
Fraud - False Pretenses	1	0	0	0
Fraud - Credit Card/ATM	1	1	0	0
Fraud - Impersonation	1	1	0	0
Fraud - Welfare	0	0	0	0
Fraud - Wire	0	0	0	0
Motor Vehicle Theft	0	0	0	0
Robbery	0	0	0	0
Stolen Property Offenses	0	0	0	0
Theft - Pocket-picking	0	0	0	0
Theft - Purse Snatching	0	0	0	0
Theft - Shoplifting	1	0	0	0
Theft From Building	6	1	1	0
Theft From Coin Machine	0	0	0	0
Theft From Motor Vehicle	2	1	1	0
Theft of Motor Vehicle Parts	0	0	0	0
Theft - All Other Larceny	2	0	0	0
Crimes Against Society				
Drug/Narcotic Violations	5	4	4	0
Drug/Narcotic Equipment Violations	1	1	0	0
Gambling - Betting/Wagering	0	0	0	0
Gambling - Operating/Promoting	0	0	0	0
Gambling - Equipment Violations	0	0	0	0
Gambling - Sports Tampering	0	0	0	0
Pornography/Obscene Material	0	0	0	0
Prostitution	0	0	0	0
Prostitution Assisting/Promoting	0	0	0	0
Purchasing Prostitution	0	0	0	0
Weapon Law Violations	0	0	0	0
Total Group A Offenses	37	12	9	0



Chattanooga Police Department - 2013

2012 Population Estimate	171,279
Offense Overview	
Offense Total	22,387
Number Cleared	5,878
Percent Cleared	26.26 %
Group A Crimes per 100,000 population	13,070.5
Arrest Overview	
Total Arrests	6,996
Adult Arrests	6,707
Juvenile Arrests	289
Unknown Age	0
Arrests per 100,000 population	4,084.6
Average number offenses/incident	1.09

Domestic Violence Victims		
Offense	Reported	Cleared
Murder	1	1
Aggravated Assault	465	343
Simple Assault	1,273	896
Intimidation	30	14
Stalking	15	6
Forcible Rape	17	4
Forcible Sodomy	2	0
Sexual Assault W/Object	0	0
Forcible Fondling	10	0
Incest	2	0
Statutory Rape	3	2
Kidnapping/Abduction	11	7
Total	1,829	1,273

TIBRS Group B Arrests		
Offense	Adult	Juvenile
Bad Checks	2	0
Curfew/Vagrancy	0	0
Disorderly Conduct	378	19
DUI	455	0
Drunkenness	599	1
Family-Non Violent	5	0
Liquor Law Violations	15	2
Peeping Tom	1	0
Trespass	325	4
All Other Offenses	611	19
Total Group B	2,391	45

TIBRS Group A Offenses	Offenses		Arrests	
	Reported	Cleared	Adult	Juvenile
Crimes Against Persons				
Murder	18	12	15	0
Negligent Manslaughter	0	0	0	0
Kidnapping/Abduction	22	12	33	0
Forcible Rape	54	15	8	0
Forcible Sodomy	8	1	0	0
Sexual Assault W/Object	2	0	1	0
Forcible Fondling	49	10	7	0
Incest	2	0	0	0
Statutory Rape	10	4	6	0
Aggravated Assault	1,237	653	549	12
Simple Assault	2,588	1,389	853	39
Intimidation	171	57	23	1
Stalking	23	10	10	0
Commercial Sex Acts	0	0	0	0
Involuntary Servitude	0	0	0	0
Crimes Against Property				
Arson	14	4	3	1
Bribery	2	2	1	1
Burglary	2,332	153	107	35
Counterfeiting/Forgery	357	27	36	0
Destruction/Damage/Vandalism	2,695	342	153	14
Embezzlement	120	55	32	0
Extortion/Blackmail	3	0	0	0
Fraud - False Pretenses	353	49	24	0
Fraud - Credit Card/ATM	290	17	3	0
Fraud - Impersonation	59	9	8	0
Fraud - Welfare	2	0	0	0
Fraud - Wire	13	0	0	0
Motor Vehicle Theft	1,003	135	85	20
Robbery	385	79	134	25
Stolen Property Offenses	39	23	13	0
Theft - Pocket-picking	22	2	5	0
Theft - Purse Snatching	27	6	2	0
Theft - Shoplifting	2,170	828	833	53
Theft From Building	1,375	121	69	0
Theft From Coin Machine	38	0	1	0
Theft From Motor Vehicle	2,148	58	18	0
Theft of Motor Vehicle Parts	915	15	6	0
Theft - All Other Larceny	1,576	121	88	3
Crimes Against Society				
Drug/Narcotic Violations	1,340	936	870	24
Drug/Narcotic Equipment Violations	463	367	107	1
Gambling - Betting/Wagering	0	0	10	0
Gambling - Operating/Promoting	5	4	7	0
Gambling - Equipment Violations	7	5	1	0
Gambling - Sports Tampering	0	0	0	0
Pornography/Obscene Material	6	2	0	0
Prostitution	98	77	66	1
Prostitution Assisting/Promoting	14	13	22	0
Purchasing Prostitution	1	1	0	0
Weapon Law Violations	331	264	107	14
Total Group A Offenses	22,387	5,878	4,316	244



Church Hill Public Safety - 2013

2012 Population Estimate	6,731
Offense Overview	
Offense Total	344
Number Cleared	203
Percent Cleared	59.01 %
Group A Crimes per 100,000 population	5,110.7
Arrest Overview	
Total Arrests	156
Adult Arrests	144
Juvenile Arrests	12
Unknown Age	0
Arrests per 100,000 population	2,317.6
Average number offenses/incident	1.20

Domestic Violence Victims		
Offense	Reported	Cleared
Murder	0	0
Aggravated Assault	5	5
Simple Assault	26	24
Intimidation	5	2
Stalking	0	0
Forcible Rape	0	0
Forcible Sodomy	0	0
Sexual Assault W/Object	0	0
Forcible Fondling	0	0
Incest	0	0
Statutory Rape	0	0
Kidnapping/Abduction	0	0
Total	36	31

TIBRS Group B Arrests		
Offense	Adult	Juvenile
Bad Checks	0	0
Curfew/Vagrancy	0	0
Disorderly Conduct	0	0
DUI	12	0
Drunkenness	15	0
Family-Non Violent	0	0
Liquor Law Violations	3	2
Peeping Tom	0	0
Trespass	1	1
All Other Offenses	7	0
Total Group B	38	3

TIBRS Group A Offenses	Offenses		Arrests	
	Reported	Cleared	Adult	Juvenile
Crimes Against Persons				
Murder	0	0	0	0
Negligent Manslaughter	0	0	0	0
Kidnapping/Abduction	0	0	0	0
Forcible Rape	0	0	0	0
Forcible Sodomy	2	0	0	0
Sexual Assault W/Object	0	0	0	0
Forcible Fondling	0	0	0	0
Incest	0	0	0	0
Statutory Rape	0	0	0	0
Aggravated Assault	13	12	5	0
Simple Assault	46	35	19	1
Intimidation	16	8	1	0
Stalking	0	0	0	0
Commercial Sex Acts	0	0	0	0
Involuntary Servitude	0	0	0	0
Crimes Against Property				
Arson	0	0	0	0
Bribery	0	0	0	0
Burglary	24	14	8	3
Counterfeiting/Forgery	10	5	5	0
Destruction/Damage/Vandalism	43	18	5	2
Embezzlement	1	1	1	0
Extortion/Blackmail	0	0	0	0
Fraud - False Pretenses	21	8	4	0
Fraud - Credit Card/ATM	11	3	3	0
Fraud - Impersonation	5	3	1	0
Fraud - Welfare	0	0	0	0
Fraud - Wire	0	0	0	0
Motor Vehicle Theft	2	1	1	0
Robbery	1	1	1	0
Stolen Property Offenses	3	3	0	1
Theft - Pocket-picking	0	0	0	0
Theft - Purse Snatching	0	0	0	0
Theft - Shoplifting	26	19	15	0
Theft From Building	32	12	6	0
Theft From Coin Machine	0	0	0	0
Theft From Motor Vehicle	5	0	0	0
Theft of Motor Vehicle Parts	4	1	2	0
Theft - All Other Larceny	25	9	3	0
Crimes Against Society				
Drug/Narcotic Violations	22	22	18	2
Drug/Narcotic Equipment Violations	21	21	6	0
Gambling - Betting/Wagering	0	0	0	0
Gambling - Operating/Promoting	0	0	0	0
Gambling - Equipment Violations	0	0	0	0
Gambling - Sports Tampering	0	0	0	0
Pornography/Obscene Material	1	0	0	0
Prostitution	0	0	0	0
Prostitution Assisting/Promoting	0	0	0	0
Purchasing Prostitution	0	0	0	0
Weapon Law Violations	10	7	2	0
Total Group A Offenses	344	203	106	9



Clarksburg Police Department - 2013

2012 Population Estimate	390
Offense Overview	
Offense Total	7
Number Cleared	4
Percent Cleared	57.14 %
Group A Crimes per 100,000 population	1,794.9
Arrest Overview	
Total Arrests	5
Adult Arrests	5
Juvenile Arrests	0
Unknown Age	0
Arrests per 100,000 population	1,282.1
Average number offenses/incident	1.17

Domestic Violence Victims		
Offense	Reported	Cleared
Murder	0	0
Aggravated Assault	0	0
Simple Assault	0	0
Intimidation	0	0
Stalking	0	0
Forcible Rape	0	0
Forcible Sodomy	0	0
Sexual Assault W/Object	0	0
Forcible Fondling	0	0
Incest	0	0
Statutory Rape	0	0
Kidnapping/Abduction	0	0
Total	0	0

TIBRS Group B Arrests		
Offense	Adult	Juvenile
Bad Checks	0	0
Curfew/Vagrancy	0	0
Disorderly Conduct	0	0
DUI	0	0
Drunkenness	1	0
Family-Non Violent	0	0
Liquor Law Violations	1	0
Peeping Tom	0	0
Trespass	0	0
All Other Offenses	0	0
Total Group B	2	0

TIBRS Group A Offenses	Offenses		Arrests	
	Reported	Cleared	Adult	Juvenile
Crimes Against Persons				
Murder	0	0	0	0
Negligent Manslaughter	0	0	0	0
Kidnapping/Abduction	0	0	0	0
Forcible Rape	0	0	0	0
Forcible Sodomy	0	0	0	0
Sexual Assault W/Object	0	0	0	0
Forcible Fondling	0	0	0	0
Incest	0	0	0	0
Statutory Rape	0	0	0	0
Aggravated Assault	0	0	0	0
Simple Assault	1	0	0	0
Intimidation	0	0	0	0
Stalking	0	0	0	0
Commercial Sex Acts	0	0	0	0
Involuntary Servitude	0	0	0	0
Crimes Against Property				
Arson	0	0	0	0
Bribery	0	0	0	0
Burglary	0	0	0	0
Counterfeiting/Forgery	0	0	0	0
Destruction/Damage/Vandalism	0	0	0	0
Embezzlement	0	0	0	0
Extortion/Blackmail	0	0	0	0
Fraud - False Pretenses	0	0	0	0
Fraud - Credit Card/ATM	0	0	0	0
Fraud - Impersonation	0	0	0	0
Fraud - Welfare	0	0	0	0
Fraud - Wire	0	0	0	0
Motor Vehicle Theft	0	0	0	0
Robbery	0	0	0	0
Stolen Property Offenses	0	0	0	0
Theft - Pocket-picking	0	0	0	0
Theft - Purse Snatching	0	0	0	0
Theft - Shoplifting	1	0	0	0
Theft From Building	0	0	0	0
Theft From Coin Machine	0	0	0	0
Theft From Motor Vehicle	0	0	0	0
Theft of Motor Vehicle Parts	0	0	0	0
Theft - All Other Larceny	1	0	0	0
Crimes Against Society				
Drug/Narcotic Violations	2	2	2	0
Drug/Narcotic Equipment Violations	2	2	1	0
Gambling - Betting/Wagering	0	0	0	0
Gambling - Operating/Promoting	0	0	0	0
Gambling - Equipment Violations	0	0	0	0
Gambling - Sports Tampering	0	0	0	0
Pornography/Obscene Material	0	0	0	0
Prostitution	0	0	0	0
Prostitution Assisting/Promoting	0	0	0	0
Purchasing Prostitution	0	0	0	0
Weapon Law Violations	0	0	0	0
Total Group A Offenses	7	4	3	0



Clarksville Police Department - 2013

2012 Population Estimate	142,519
Offense Overview	
Offense Total	12,973
Number Cleared	6,174
Percent Cleared	47.59 %
Group A Crimes per 100,000 population	9,102.6
Arrest Overview	
Total Arrests	7,581
Adult Arrests	7,134
Juvenile Arrests	447
Unknown Age	0
Arrests per 100,000 population	5,319.3
Average number offenses/incident	1.16

Domestic Violence Victims		
Offense	Reported	Cleared
Murder	2	2
Aggravated Assault	230	205
Simple Assault	1,506	1,260
Intimidation	41	6
Stalking	28	22
Forcible Rape	14	6
Forcible Sodomy	6	3
Sexual Assault W/Object	24	17
Forcible Fondling	21	5
Incest	0	0
Statutory Rape	2	1
Kidnapping/Abduction	71	18
Total	1,945	1,545

TIBRS Group B Arrests		
Offense	Adult	Juvenile
Bad Checks	0	0
Curfew/Vagrancy	0	24
Disorderly Conduct	42	3
DUI	545	1
Drunkenness	286	0
Family-Non Violent	43	0
Liquor Law Violations	81	29
Peeping Tom	1	0
Trespass	74	6
All Other Offenses	1,136	40
Total Group B	2,208	103

TIBRS Group A Offenses	Offenses		Arrests	
	Reported	Cleared	Adult	Juvenile
Crimes Against Persons				
Murder	6	4	6	0
Negligent Manslaughter	0	0	0	0
Kidnapping/Abduction	91	27	25	1
Forcible Rape	43	19	11	2
Forcible Sodomy	11	4	3	0
Sexual Assault W/Object	31	18	2	5
Forcible Fondling	57	16	8	2
Incest	0	0	0	0
Statutory Rape	21	14	7	0
Aggravated Assault	545	396	326	20
Simple Assault	2,250	1,413	1,207	88
Intimidation	352	16	10	2
Stalking	42	27	27	0
Commercial Sex Acts	0	0	0	0
Involuntary Servitude	0	0	0	0
Crimes Against Property				
Arson	28	5	4	1
Bribery	0	0	0	0
Burglary	952	131	121	21
Counterfeiting/Forgery	163	71	42	1
Destruction/Damage/Vandalism	1,000	181	103	11
Embezzlement	55	25	23	0
Extortion/Blackmail	3	2	1	0
Fraud - False Pretenses	441	74	15	1
Fraud - Credit Card/ATM	510	85	26	0
Fraud - Impersonation	289	130	104	3
Fraud - Welfare	0	0	0	0
Fraud - Wire	0	0	0	0
Motor Vehicle Theft	161	49	42	2
Robbery	116	50	55	5
Stolen Property Offenses	25	21	24	0
Theft - Pocket-picking	3	0	0	0
Theft - Purse Snatching	1	0	0	0
Theft - Shoplifting	932	642	629	69
Theft From Building	817	89	79	3
Theft From Coin Machine	4	1	0	0
Theft From Motor Vehicle	582	108	81	17
Theft of Motor Vehicle Parts	114	4	2	0
Theft - All Other Larceny	552	46	45	4
Crimes Against Society				
Drug/Narcotic Violations	1,571	1,433	1,519	70
Drug/Narcotic Equipment Violations	906	853	263	11
Gambling - Betting/Wagering	1	1	2	0
Gambling - Operating/Promoting	0	0	0	0
Gambling - Equipment Violations	0	0	0	0
Gambling - Sports Tampering	0	0	0	0
Pornography/Obscene Material	46	15	12	1
Prostitution	9	9	6	1
Prostitution Assisting/Promoting	4	3	2	0
Purchasing Prostitution	0	0	0	0
Weapon Law Violations	239	192	94	3
Total Group A Offenses	12,973	6,174	4,926	344



Cleveland Police Department - 2013

2012 Population Estimate	42,386
Offense Overview	
Offense Total	5,431
Number Cleared	1,856
Percent Cleared	34.17 %
Group A Crimes per 100,000 population	12,813.2
Arrest Overview	
Total Arrests	2,818
Adult Arrests	2,652
Juvenile Arrests	166
Unknown Age	0
Arrests per 100,000 population	6,648.4
Average number offenses/incident	1.13

Domestic Violence Victims		
Offense	Reported	Cleared
Murder	1	1
Aggravated Assault	117	67
Simple Assault	298	173
Intimidation	73	8
Stalking	3	2
Forcible Rape	7	2
Forcible Sodomy	1	1
Sexual Assault W/Object	1	0
Forcible Fondling	8	3
Incest	0	0
Statutory Rape	1	0
Kidnapping/Abduction	8	4
Total	518	261

TIBRS Group B Arrests		
Offense	Adult	Juvenile
Bad Checks	0	0
Curfew/Vagrancy	0	0
Disorderly Conduct	54	35
DUI	88	0
Drunkenness	159	1
Family-Non Violent	1	0
Liquor Law Violations	12	3
Peeping Tom	0	0
Trespass	45	0
All Other Offenses	926	10
Total Group B	1,285	49

TIBRS Group A Offenses	Offenses		Arrests	
	Reported	Cleared	Adult	Juvenile
Crimes Against Persons				
Murder	1	1	1	0
Negligent Manslaughter	0	0	0	0
Kidnapping/Abduction	10	4	1	0
Forcible Rape	18	6	2	0
Forcible Sodomy	6	3	1	0
Sexual Assault W/Object	3	1	0	0
Forcible Fondling	28	15	1	5
Incest	0	0	0	0
Statutory Rape	3	1	0	0
Aggravated Assault	279	153	96	6
Simple Assault	482	242	173	28
Intimidation	239	25	9	1
Stalking	3	2	2	0
Commercial Sex Acts	0	0	0	0
Involuntary Servitude	0	0	0	0
Crimes Against Property				
Arson	8	3	0	0
Bribery	0	0	0	0
Burglary	430	43	28	4
Counterfeiting/Forgery	134	27	11	0
Destruction/Damage/Vandalism	572	56	33	5
Embezzlement	43	20	12	2
Extortion/Blackmail	2	1	1	0
Fraud - False Pretenses	230	71	38	0
Fraud - Credit Card/ATM	325	114	10	0
Fraud - Impersonation	56	23	12	0
Fraud - Welfare	1	1	0	0
Fraud - Wire	7	2	0	1
Motor Vehicle Theft	118	19	11	3
Robbery	32	11	12	0
Stolen Property Offenses	19	12	9	0
Theft - Pocket-picking	1	0	0	0
Theft - Purse Snatching	2	0	0	0
Theft - Shoplifting	804	544	604	45
Theft From Building	378	54	34	3
Theft From Coin Machine	2	1	0	1
Theft From Motor Vehicle	308	19	7	2
Theft of Motor Vehicle Parts	149	1	1	0
Theft - All Other Larceny	294	23	14	0
Crimes Against Society				
Drug/Narcotic Violations	273	217	199	11
Drug/Narcotic Equipment Violations	148	121	36	0
Gambling - Betting/Wagering	0	0	0	0
Gambling - Operating/Promoting	0	0	0	0
Gambling - Equipment Violations	0	0	0	0
Gambling - Sports Tampering	0	0	0	0
Pornography/Obscene Material	0	0	0	0
Prostitution	2	2	2	0
Prostitution Assisting/Promoting	0	0	0	0
Purchasing Prostitution	0	0	0	0
Weapon Law Violations	21	18	7	0
Total Group A Offenses	5,431	1,856	1,367	117



Clifton Police Department - 2013

2012 Population Estimate	2,696
Offense Overview	
Offense Total	37
Number Cleared	28
Percent Cleared	75.68 %
Group A Crimes per 100,000 population	1,372.4
Arrest Overview	
Total Arrests	35
Adult Arrests	35
Juvenile Arrests	0
Unknown Age	0
Arrests per 100,000 population	1,298.2
Average number offenses/incident	1.06

Domestic Violence Victims		
Offense	Reported	Cleared
Murder	0	0
Aggravated Assault	0	0
Simple Assault	0	0
Intimidation	0	0
Stalking	0	0
Forcible Rape	0	0
Forcible Sodomy	0	0
Sexual Assault W/Object	0	0
Forcible Fondling	0	0
Incest	0	0
Statutory Rape	0	0
Kidnapping/Abduction	0	0
Total	0	0

TIBRS Group B Arrests		
Offense	Adult	Juvenile
Bad Checks	0	0
Curfew/Vagrancy	0	0
Disorderly Conduct	1	0
DUI	1	0
Drunkenness	2	0
Family-Non Violent	0	0
Liquor Law Violations	3	0
Peeping Tom	0	0
Trespass	0	0
All Other Offenses	2	0
Total Group B	9	0

TIBRS Group A Offenses	Offenses		Arrests	
	Reported	Cleared	Adult	Juvenile
Crimes Against Persons				
Murder	0	0	0	0
Negligent Manslaughter	0	0	0	0
Kidnapping/Abduction	0	0	0	0
Forcible Rape	0	0	0	0
Forcible Sodomy	0	0	0	0
Sexual Assault W/Object	0	0	0	0
Forcible Fondling	0	0	0	0
Incest	0	0	0	0
Statutory Rape	0	0	0	0
Aggravated Assault	1	0	0	0
Simple Assault	7	7	7	0
Intimidation	0	0	0	0
Stalking	0	0	0	0
Commercial Sex Acts	0	0	0	0
Involuntary Servitude	0	0	0	0
Crimes Against Property				
Arson	0	0	0	0
Bribery	0	0	0	0
Burglary	6	1	1	0
Counterfeiting/Forgery	0	0	0	0
Destruction/Damage/Vandalism	0	0	0	0
Embezzlement	0	0	0	0
Extortion/Blackmail	0	0	0	0
Fraud - False Pretenses	0	0	0	0
Fraud - Credit Card/ATM	0	0	0	0
Fraud - Impersonation	1	0	0	0
Fraud - Welfare	0	0	0	0
Fraud - Wire	0	0	0	0
Motor Vehicle Theft	0	0	0	0
Robbery	0	0	0	0
Stolen Property Offenses	0	0	0	0
Theft - Pocket-picking	0	0	0	0
Theft - Purse Snatching	0	0	0	0
Theft - Shoplifting	1	0	0	0
Theft From Building	0	0	0	0
Theft From Coin Machine	0	0	0	0
Theft From Motor Vehicle	1	0	0	0
Theft of Motor Vehicle Parts	0	0	0	0
Theft - All Other Larceny	0	0	0	0
Crimes Against Society				
Drug/Narcotic Violations	14	14	14	0
Drug/Narcotic Equipment Violations	3	3	1	0
Gambling - Betting/Wagering	0	0	0	0
Gambling - Operating/Promoting	0	0	0	0
Gambling - Equipment Violations	0	0	0	0
Gambling - Sports Tampering	0	0	0	0
Pornography/Obscene Material	0	0	0	0
Prostitution	0	0	0	0
Prostitution Assisting/Promoting	0	0	0	0
Purchasing Prostitution	0	0	0	0
Weapon Law Violations	3	3	3	0
Total Group A Offenses	37	28	26	0



Clinton Police Department - 2013

2012 Population Estimate	9,872
Offense Overview	
Offense Total	888
Number Cleared	437
Percent Cleared	49.21 %
Group A Crimes per 100,000 population	8,995.1
Arrest Overview	
Total Arrests	603
Adult Arrests	577
Juvenile Arrests	26
Unknown Age	0
Arrests per 100,000 population	6,108.2
Average number offenses/incident	1.19

Domestic Violence Victims		
Offense	Reported	Cleared
Murder	0	0
Aggravated Assault	15	11
Simple Assault	79	31
Intimidation	2	1
Stalking	0	0
Forcible Rape	0	0
Forcible Sodomy	1	0
Sexual Assault W/Object	0	0
Forcible Fondling	1	0
Incest	0	0
Statutory Rape	0	0
Kidnapping/Abduction	2	1
Total	100	44

TIBRS Group B Arrests		
Offense	Adult	Juvenile
Bad Checks	0	0
Curfew/Vagrancy	0	0
Disorderly Conduct	5	0
DUI	28	0
Drunkenness	24	0
Family-Non Violent	0	0
Liquor Law Violations	2	1
Peeping Tom	0	0
Trespass	18	0
All Other Offenses	136	4
Total Group B	213	5

TIBRS Group A Offenses	Offenses		Arrests	
	Reported	Cleared	Adult	Juvenile
Crimes Against Persons				
Murder	0	0	0	0
Negligent Manslaughter	0	0	0	0
Kidnapping/Abduction	2	1	0	0
Forcible Rape	0	0	0	0
Forcible Sodomy	1	0	0	0
Sexual Assault W/Object	0	0	0	0
Forcible Fondling	1	0	0	0
Incest	0	0	0	0
Statutory Rape	0	0	0	0
Aggravated Assault	30	17	14	0
Simple Assault	127	63	35	6
Intimidation	10	3	2	0
Stalking	0	0	0	0
Commercial Sex Acts	0	0	0	0
Involuntary Servitude	0	0	0	0
Crimes Against Property				
Arson	1	0	0	0
Bribery	0	0	0	0
Burglary	37	7	7	0
Counterfeiting/Forgery	21	6	3	0
Destruction/Damage/Vandalism	77	13	9	0
Embezzlement	12	11	8	0
Extortion/Blackmail	0	0	0	0
Fraud - False Pretenses	50	24	20	0
Fraud - Credit Card/ATM	44	8	4	0
Fraud - Impersonation	12	8	6	0
Fraud - Welfare	0	0	0	0
Fraud - Wire	1	0	0	0
Motor Vehicle Theft	13	1	1	0
Robbery	8	2	1	0
Stolen Property Offenses	0	0	0	0
Theft - Pocket-picking	0	0	0	0
Theft - Purse Snatching	0	0	0	0
Theft - Shoplifting	169	135	138	11
Theft From Building	47	9	5	0
Theft From Coin Machine	2	0	0	0
Theft From Motor Vehicle	24	2	3	0
Theft of Motor Vehicle Parts	14	0	0	0
Theft - All Other Larceny	29	5	6	0
Crimes Against Society				
Drug/Narcotic Violations	102	74	87	3
Drug/Narcotic Equipment Violations	48	42	12	0
Gambling - Betting/Wagering	0	0	0	0
Gambling - Operating/Promoting	0	0	0	0
Gambling - Equipment Violations	0	0	0	0
Gambling - Sports Tampering	0	0	0	0
Pornography/Obscene Material	1	1	0	1
Prostitution	0	0	0	0
Prostitution Assisting/Promoting	0	0	0	0
Purchasing Prostitution	0	0	0	0
Weapon Law Violations	5	5	3	0
Total Group A Offenses	888	437	364	21



Collegedale Police Department - 2013

2012 Population Estimate	9,139
Offense Overview	
Offense Total	426
Number Cleared	279
Percent Cleared	65.49 %
Group A Crimes per 100,000 population	4,661.3
Arrest Overview	
Total Arrests	812
Adult Arrests	800
Juvenile Arrests	12
Unknown Age	0
Arrests per 100,000 population	8,885.0
Average number offenses/incident	1.22

Domestic Violence Victims		
Offense	Reported	Cleared
Murder	0	0
Aggravated Assault	3	2
Simple Assault	18	17
Intimidation	3	2
Stalking	0	0
Forcible Rape	0	0
Forcible Sodomy	0	0
Sexual Assault W/Object	0	0
Forcible Fondling	0	0
Incest	0	0
Statutory Rape	0	0
Kidnapping/Abduction	0	0
Total	24	21

TIBRS Group B Arrests		
Offense	Adult	Juvenile
Bad Checks	1	0
Curfew/Vagrancy	0	0
Disorderly Conduct	4	2
DUI	61	0
Drunkenness	6	0
Family-Non Violent	0	0
Liquor Law Violations	14	3
Peeping Tom	0	0
Trespass	6	0
All Other Offenses	469	0
Total Group B	561	5

TIBRS Group A Offenses	Offenses		Arrests	
	Reported	Cleared	Adult	Juvenile
Crimes Against Persons				
Murder	0	0	0	0
Negligent Manslaughter	0	0	0	0
Kidnapping/Abduction	0	0	0	0
Forcible Rape	0	0	0	0
Forcible Sodomy	0	0	0	0
Sexual Assault W/Object	0	0	0	0
Forcible Fondling	2	2	2	0
Incest	0	0	0	0
Statutory Rape	0	0	0	0
Aggravated Assault	14	12	3	0
Simple Assault	28	24	22	0
Intimidation	8	5	5	0
Stalking	0	0	0	0
Commercial Sex Acts	0	0	0	0
Involuntary Servitude	0	0	0	0
Crimes Against Property				
Arson	0	0	0	0
Bribery	0	0	0	0
Burglary	23	4	4	0
Counterfeiting/Forgery	15	3	3	0
Destruction/Damage/Vandalism	9	3	1	0
Embezzlement	5	4	4	0
Extortion/Blackmail	0	0	0	0
Fraud - False Pretenses	11	2	0	0
Fraud - Credit Card/ATM	10	2	2	0
Fraud - Impersonation	6	4	2	0
Fraud - Welfare	0	0	0	0
Fraud - Wire	1	0	0	0
Motor Vehicle Theft	3	1	1	0
Robbery	2	1	1	0
Stolen Property Offenses	7	6	4	0
Theft - Pocket-picking	0	0	0	0
Theft - Purse Snatching	0	0	0	0
Theft - Shoplifting	72	62	70	2
Theft From Building	15	3	2	1
Theft From Coin Machine	0	0	0	0
Theft From Motor Vehicle	22	1	1	0
Theft of Motor Vehicle Parts	4	0	0	0
Theft - All Other Larceny	18	1	1	0
Crimes Against Society				
Drug/Narcotic Violations	76	70	75	3
Drug/Narcotic Equipment Violations	63	59	29	1
Gambling - Betting/Wagering	0	0	0	0
Gambling - Operating/Promoting	0	0	0	0
Gambling - Equipment Violations	0	0	0	0
Gambling - Sports Tampering	0	0	0	0
Pornography/Obscene Material	0	0	0	0
Prostitution	0	0	0	0
Prostitution Assisting/Promoting	0	0	0	0
Purchasing Prostitution	0	0	0	0
Weapon Law Violations	12	10	7	0
Total Group A Offenses	426	279	239	7



Collierville Police Department - 2013

2012 Population Estimate	46,462
Offense Overview	
Offense Total	2,019
Number Cleared	891
Percent Cleared	44.13 %
Group A Crimes per 100,000 population	4,345.5
Arrest Overview	
Total Arrests	1,566
Adult Arrests	1,264
Juvenile Arrests	302
Unknown Age	0
Arrests per 100,000 population	3,370.5
Average number offenses/incident	1.22

Domestic Violence Victims		
Offense	Reported	Cleared
Murder	0	0
Aggravated Assault	28	22
Simple Assault	135	68
Intimidation	31	7
Stalking	2	2
Forcible Rape	0	0
Forcible Sodomy	3	0
Sexual Assault W/Object	0	0
Forcible Fondling	0	0
Incest	0	0
Statutory Rape	0	0
Kidnapping/Abduction	0	0
Total	199	99

TIBRS Group B Arrests		
Offense	Adult	Juvenile
Bad Checks	1	0
Curfew/Vagrancy	0	93
Disorderly Conduct	19	6
DUI	116	2
Drunkenness	31	2
Family-Non Violent	0	0
Liquor Law Violations	49	21
Peeping Tom	0	0
Trespass	10	8
All Other Offenses	442	9
Total Group B	668	141

TIBRS Group A Offenses	Offenses		Arrests	
	Reported	Cleared	Adult	Juvenile
Crimes Against Persons				
Murder	0	0	0	0
Negligent Manslaughter	0	0	0	0
Kidnapping/Abduction	0	0	0	0
Forcible Rape	2	0	0	0
Forcible Sodomy	4	1	0	1
Sexual Assault W/Object	0	0	0	0
Forcible Fondling	5	2	1	1
Incest	0	0	0	0
Statutory Rape	0	0	0	0
Aggravated Assault	71	42	19	4
Simple Assault	268	132	71	31
Intimidation	80	15	8	1
Stalking	2	2	0	1
Commercial Sex Acts	0	0	0	0
Involuntary Servitude	0	0	0	0
Crimes Against Property				
Arson	5	2	1	1
Bribery	0	0	0	0
Burglary	55	8	3	5
Counterfeiting/Forgery	54	38	24	2
Destruction/Damage/Vandalism	214	41	13	7
Embezzlement	33	12	11	0
Extortion/Blackmail	0	0	0	0
Fraud - False Pretenses	48	9	7	0
Fraud - Credit Card/ATM	24	2	0	2
Fraud - Impersonation	57	23	16	1
Fraud - Welfare	0	0	0	0
Fraud - Wire	0	0	0	0
Motor Vehicle Theft	14	4	4	0
Robbery	3	1	1	0
Stolen Property Offenses	0	0	0	0
Theft - Pocket-picking	1	0	0	0
Theft - Purse Snatching	0	0	0	0
Theft - Shoplifting	163	104	100	23
Theft From Building	102	17	16	2
Theft From Coin Machine	2	0	0	0
Theft From Motor Vehicle	159	15	16	0
Theft of Motor Vehicle Parts	15	1	2	0
Theft - All Other Larceny	230	75	41	33
Crimes Against Society				
Drug/Narcotic Violations	248	198	159	26
Drug/Narcotic Equipment Violations	137	126	70	17
Gambling - Betting/Wagering	0	0	0	0
Gambling - Operating/Promoting	0	0	0	0
Gambling - Equipment Violations	0	0	0	0
Gambling - Sports Tampering	0	0	0	0
Pornography/Obscene Material	0	0	0	0
Prostitution	0	0	0	0
Prostitution Assisting/Promoting	0	0	0	0
Purchasing Prostitution	0	0	0	0
Weapon Law Violations	23	21	13	3
Total Group A Offenses	2,019	891	596	161



Collinwood Police Department - 2013

2012 Population Estimate	991
Offense Overview	
Offense Total	17
Number Cleared	4
Percent Cleared	23.53 %
Group A Crimes per 100,000 population	1,715.4
Arrest Overview	
Total Arrests	7
Adult Arrests	7
Juvenile Arrests	0
Unknown Age	0
Arrests per 100,000 population	706.4
Average number offenses/incident	1.00

Domestic Violence Victims		
Offense	Reported	Cleared
Murder	0	0
Aggravated Assault	0	0
Simple Assault	3	2
Intimidation	0	0
Stalking	0	0
Forcible Rape	0	0
Forcible Sodomy	0	0
Sexual Assault W/Object	0	0
Forcible Fondling	0	0
Incest	0	0
Statutory Rape	0	0
Kidnapping/Abduction	0	0
Total	3	2

TIBRS Group B Arrests		
Offense	Adult	Juvenile
Bad Checks	0	0
Curfew/Vagrancy	0	0
Disorderly Conduct	0	0
DUI	2	0
Drunkenness	0	0
Family-Non Violent	0	0
Liquor Law Violations	0	0
Peeping Tom	0	0
Trespass	0	0
All Other Offenses	1	0
Total Group B	3	0

TIBRS Group A Offenses	Offenses		Arrests	
	Reported	Cleared	Adult	Juvenile
Crimes Against Persons				
Murder	0	0	0	0
Negligent Manslaughter	0	0	0	0
Kidnapping/Abduction	0	0	0	0
Forcible Rape	0	0	0	0
Forcible Sodomy	0	0	0	0
Sexual Assault W/Object	0	0	0	0
Forcible Fondling	0	0	0	0
Incest	0	0	0	0
Statutory Rape	0	0	0	0
Aggravated Assault	0	0	0	0
Simple Assault	4	2	2	0
Intimidation	0	0	0	0
Stalking	0	0	0	0
Commercial Sex Acts	0	0	0	0
Involuntary Servitude	0	0	0	0
Crimes Against Property				
Arson	1	0	0	0
Bribery	0	0	0	0
Burglary	0	0	0	0
Counterfeiting/Forgery	0	0	0	0
Destruction/Damage/Vandalism	6	1	1	0
Embezzlement	0	0	0	0
Extortion/Blackmail	0	0	0	0
Fraud - False Pretenses	0	0	0	0
Fraud - Credit Card/ATM	0	0	0	0
Fraud - Impersonation	0	0	0	0
Fraud - Welfare	0	0	0	0
Fraud - Wire	0	0	0	0
Motor Vehicle Theft	0	0	0	0
Robbery	0	0	0	0
Stolen Property Offenses	0	0	0	0
Theft - Pocket-picking	0	0	0	0
Theft - Purse Snatching	0	0	0	0
Theft - Shoplifting	0	0	0	0
Theft From Building	0	0	0	0
Theft From Coin Machine	0	0	0	0
Theft From Motor Vehicle	5	0	0	0
Theft of Motor Vehicle Parts	0	0	0	0
Theft - All Other Larceny	0	0	0	0
Crimes Against Society				
Drug/Narcotic Violations	1	1	1	0
Drug/Narcotic Equipment Violations	0	0	0	0
Gambling - Betting/Wagering	0	0	0	0
Gambling - Operating/Promoting	0	0	0	0
Gambling - Equipment Violations	0	0	0	0
Gambling - Sports Tampering	0	0	0	0
Pornography/Obscene Material	0	0	0	0
Prostitution	0	0	0	0
Prostitution Assisting/Promoting	0	0	0	0
Purchasing Prostitution	0	0	0	0
Weapon Law Violations	0	0	0	0
Total Group A Offenses	17	4	4	0



Columbia Police Department - 2013

2012 Population Estimate	34,901
Offense Overview	
Offense Total	3,795
Number Cleared	1,766
Percent Cleared	46.53 %
Group A Crimes per 100,000 population	10,873.6
Arrest Overview	
Total Arrests	2,349
Adult Arrests	1,978
Juvenile Arrests	371
Unknown Age	0
Arrests per 100,000 population	6,730.5
Average number offenses/incident	1.20

Domestic Violence Victims		
Offense	Reported	Cleared
Murder	0	0
Aggravated Assault	109	89
Simple Assault	524	248
Intimidation	54	17
Stalking	6	5
Forcible Rape	3	2
Forcible Sodomy	0	0
Sexual Assault W/Object	0	0
Forcible Fondling	6	5
Incest	0	0
Statutory Rape	2	2
Kidnapping/Abduction	1	1
Total	705	369

TIBRS Group B Arrests		
Offense	Adult	Juvenile
Bad Checks	1	0
Curfew/Vagrancy	0	34
Disorderly Conduct	19	7
DUI	188	0
Drunkenness	184	0
Family-Non Violent	4	0
Liquor Law Violations	15	9
Peeping Tom	0	0
Trespass	27	0
All Other Offenses	127	49
Total Group B	565	99

TIBRS Group A Offenses	Offenses		Arrests	
	Reported	Cleared	Adult	Juvenile
Crimes Against Persons				
Murder	0	0	0	0
Negligent Manslaughter	1	0	0	0
Kidnapping/Abduction	3	3	2	0
Forcible Rape	13	10	2	3
Forcible Sodomy	1	1	0	0
Sexual Assault W/Object	0	0	0	0
Forcible Fondling	12	9	5	3
Incest	0	0	0	0
Statutory Rape	5	3	3	0
Aggravated Assault	225	160	108	14
Simple Assault	855	333	230	30
Intimidation	208	31	13	4
Stalking	14	11	11	0
Commercial Sex Acts	0	0	0	0
Involuntary Servitude	0	0	0	0
Crimes Against Property				
Arson	8	1	0	1
Bribery	0	0	0	0
Burglary	261	85	109	27
Counterfeiting/Forgery	62	22	17	0
Destruction/Damage/Vandalism	265	60	16	11
Embezzlement	18	9	2	0
Extortion/Blackmail	1	0	0	0
Fraud - False Pretenses	87	23	14	1
Fraud - Credit Card/ATM	49	5	2	0
Fraud - Impersonation	63	38	18	5
Fraud - Welfare	0	0	0	0
Fraud - Wire	0	0	0	0
Motor Vehicle Theft	52	22	12	7
Robbery	38	16	19	1
Stolen Property Offenses	9	9	5	4
Theft - Pocket-picking	1	0	0	0
Theft - Purse Snatching	0	0	0	0
Theft - Shoplifting	463	363	381	84
Theft From Building	222	39	28	1
Theft From Coin Machine	2	0	0	0
Theft From Motor Vehicle	188	64	49	58
Theft of Motor Vehicle Parts	33	1	0	0
Theft - All Other Larceny	198	44	46	11
Crimes Against Society				
Drug/Narcotic Violations	305	276	276	6
Drug/Narcotic Equipment Violations	95	91	25	0
Gambling - Betting/Wagering	0	0	0	0
Gambling - Operating/Promoting	0	0	0	0
Gambling - Equipment Violations	0	0	0	0
Gambling - Sports Tampering	0	0	0	0
Pornography/Obscene Material	1	1	0	1
Prostitution	0	0	0	0
Prostitution Assisting/Promoting	0	0	0	0
Purchasing Prostitution	0	0	0	0
Weapon Law Violations	37	36	20	0
Total Group A Offenses	3,795	1,766	1,413	272



Cookeville Police Department - 2013

2012 Population Estimate	31,010
Offense Overview	
Offense Total	3,589
Number Cleared	1,309
Percent Cleared	36.47 %
Group A Crimes per 100,000 population	11,573.7
Arrest Overview	
Total Arrests	1,920
Adult Arrests	1,812
Juvenile Arrests	108
Unknown Age	0
Arrests per 100,000 population	6,191.6
Average number offenses/incident	1.15

Domestic Violence Victims		
Offense	Reported	Cleared
Murder	0	0
Aggravated Assault	46	43
Simple Assault	241	145
Intimidation	32	12
Stalking	2	0
Forcible Rape	1	0
Forcible Sodomy	1	0
Sexual Assault W/Object	1	1
Forcible Fondling	0	0
Incest	0	0
Statutory Rape	1	1
Kidnapping/Abduction	2	2
Total	327	204

TIBRS Group B Arrests		
Offense	Adult	Juvenile
Bad Checks	0	0
Curfew/Vagrancy	0	10
Disorderly Conduct	32	6
DUI	185	0
Drunkenness	312	1
Family-Non Violent	3	0
Liquor Law Violations	34	5
Peeping Tom	0	0
Trespass	16	0
All Other Offenses	63	2
Total Group B	645	24

TIBRS Group A Offenses	Offenses		Arrests	
	Reported	Cleared	Adult	Juvenile
Crimes Against Persons				
Murder	0	0	0	0
Negligent Manslaughter	0	0	0	0
Kidnapping/Abduction	6	3	2	0
Forcible Rape	11	0	0	0
Forcible Sodomy	2	0	0	0
Sexual Assault W/Object	4	2	2	0
Forcible Fondling	15	2	2	0
Incest	0	0	0	0
Statutory Rape	4	3	2	1
Aggravated Assault	103	79	62	4
Simple Assault	444	179	150	6
Intimidation	100	17	15	0
Stalking	4	0	0	0
Commercial Sex Acts	0	0	0	0
Involuntary Servitude	0	0	0	0
Crimes Against Property				
Arson	2	1	0	0
Bribery	0	0	0	0
Burglary	299	26	17	4
Counterfeiting/Forgery	84	13	8	0
Destruction/Damage/Vandalism	281	30	15	2
Embezzlement	10	1	1	0
Extortion/Blackmail	1	0	0	0
Fraud - False Pretenses	143	29	19	1
Fraud - Credit Card/ATM	138	7	7	0
Fraud - Impersonation	18	12	8	1
Fraud - Welfare	0	0	0	0
Fraud - Wire	14	0	0	0
Motor Vehicle Theft	66	13	16	0
Robbery	24	10	15	1
Stolen Property Offenses	11	8	13	0
Theft - Pocket-picking	3	0	0	0
Theft - Purse Snatching	0	0	0	0
Theft - Shoplifting	439	343	404	51
Theft From Building	308	24	26	0
Theft From Coin Machine	10	1	1	0
Theft From Motor Vehicle	234	26	14	2
Theft of Motor Vehicle Parts	99	6	2	0
Theft - All Other Larceny	158	14	15	1
Crimes Against Society				
Drug/Narcotic Violations	306	242	251	8
Drug/Narcotic Equipment Violations	213	186	79	1
Gambling - Betting/Wagering	0	0	0	0
Gambling - Operating/Promoting	0	0	0	0
Gambling - Equipment Violations	0	0	0	0
Gambling - Sports Tampering	0	0	0	0
Pornography/Obscene Material	1	0	0	0
Prostitution	11	10	11	0
Prostitution Assisting/Promoting	2	2	2	0
Purchasing Prostitution	0	0	0	0
Weapon Law Violations	21	20	8	1
Total Group A Offenses	3,589	1,309	1,167	84



Coopertown Police Department - 2013

2012 Population Estimate	4,304
Offense Overview	
Offense Total	90
Number Cleared	21
Percent Cleared	23.33 %
Group A Crimes per 100,000 population	2,091.1
Arrest Overview	
Total Arrests	23
Adult Arrests	22
Juvenile Arrests	1
Unknown Age	0
Arrests per 100,000 population	534.4
Average number offenses/incident	1.23

Domestic Violence Victims		
Offense	Reported	Cleared
Murder	0	0
Aggravated Assault	1	0
Simple Assault	6	2
Intimidation	4	0
Stalking	0	0
Forcible Rape	0	0
Forcible Sodomy	0	0
Sexual Assault W/Object	0	0
Forcible Fondling	0	0
Incest	0	0
Statutory Rape	0	0
Kidnapping/Abduction	1	0
Total	12	2

TIBRS Group B Arrests		
Offense	Adult	Juvenile
Bad Checks	0	0
Curfew/Vagrancy	0	0
Disorderly Conduct	1	0
DUI	2	0
Drunkenness	1	0
Family-Non Violent	0	0
Liquor Law Violations	2	0
Peeping Tom	0	0
Trespass	0	0
All Other Offenses	0	0
Total Group B	6	0

TIBRS Group A Offenses	Offenses		Arrests	
	Reported	Cleared	Adult	Juvenile
Crimes Against Persons				
Murder	0	0	0	0
Negligent Manslaughter	0	0	0	0
Kidnapping/Abduction	1	0	0	0
Forcible Rape	0	0	0	0
Forcible Sodomy	0	0	0	0
Sexual Assault W/Object	0	0	0	0
Forcible Fondling	0	0	0	0
Incest	0	0	0	0
Statutory Rape	0	0	0	0
Aggravated Assault	2	0	0	0
Simple Assault	9	2	2	0
Intimidation	5	0	0	0
Stalking	0	0	0	0
Commercial Sex Acts	0	0	0	0
Involuntary Servitude	0	0	0	0
Crimes Against Property				
Arson	1	0	0	0
Bribery	0	0	0	0
Burglary	16	6	7	0
Counterfeiting/Forgery	0	0	0	0
Destruction/Damage/Vandalism	11	1	0	0
Embezzlement	3	3	2	0
Extortion/Blackmail	0	0	0	0
Fraud - False Pretenses	2	0	0	0
Fraud - Credit Card/ATM	4	0	0	0
Fraud - Impersonation	0	0	0	0
Fraud - Welfare	0	0	0	0
Fraud - Wire	0	0	0	0
Motor Vehicle Theft	6	2	0	1
Robbery	0	0	0	0
Stolen Property Offenses	0	0	0	0
Theft - Pocket-picking	0	0	0	0
Theft - Purse Snatching	0	0	0	0
Theft - Shoplifting	2	0	0	0
Theft From Building	4	0	0	0
Theft From Coin Machine	0	0	0	0
Theft From Motor Vehicle	13	3	1	0
Theft of Motor Vehicle Parts	0	0	0	0
Theft - All Other Larceny	9	2	3	0
Crimes Against Society				
Drug/Narcotic Violations	1	1	1	0
Drug/Narcotic Equipment Violations	1	1	0	0
Gambling - Betting/Wagering	0	0	0	0
Gambling - Operating/Promoting	0	0	0	0
Gambling - Equipment Violations	0	0	0	0
Gambling - Sports Tampering	0	0	0	0
Pornography/Obscene Material	0	0	0	0
Prostitution	0	0	0	0
Prostitution Assisting/Promoting	0	0	0	0
Purchasing Prostitution	0	0	0	0
Weapon Law Violations	0	0	0	0
Total Group A Offenses	90	21	16	1



Copperhill Police Department - 2013

2012 Population Estimate	343
Offense Overview	
Offense Total	8
Number Cleared	3
Percent Cleared	37.50 %
Group A Crimes per 100,000 population	2,332.4
Arrest Overview	
Total Arrests	7
Adult Arrests	6
Juvenile Arrests	1
Unknown Age	0
Arrests per 100,000 population	2,040.8
Average number offenses/incident	1.00

Domestic Violence Victims		
Offense	Reported	Cleared
Murder	0	0
Aggravated Assault	0	0
Simple Assault	0	0
Intimidation	0	0
Stalking	0	0
Forcible Rape	0	0
Forcible Sodomy	0	0
Sexual Assault W/Object	0	0
Forcible Fondling	0	0
Incest	0	0
Statutory Rape	0	0
Kidnapping/Abduction	0	0
Total	0	0

TIBRS Group B Arrests		
Offense	Adult	Juvenile
Bad Checks	0	0
Curfew/Vagrancy	0	0
Disorderly Conduct	0	0
DUI	2	0
Drunkenness	0	0
Family-Non Violent	0	0
Liquor Law Violations	0	0
Peeping Tom	0	0
Trespass	1	0
All Other Offenses	1	0
Total Group B	4	0

TIBRS Group A Offenses	Offenses		Arrests	
	Reported	Cleared	Adult	Juvenile
Crimes Against Persons				
Murder	0	0	0	0
Negligent Manslaughter	0	0	0	0
Kidnapping/Abduction	0	0	0	0
Forcible Rape	0	0	0	0
Forcible Sodomy	0	0	0	0
Sexual Assault W/Object	0	0	0	0
Forcible Fondling	0	0	0	0
Incest	0	0	0	0
Statutory Rape	0	0	0	0
Aggravated Assault	0	0	0	0
Simple Assault	1	1	1	0
Intimidation	0	0	0	0
Stalking	0	0	0	0
Commercial Sex Acts	0	0	0	0
Involuntary Servitude	0	0	0	0
Crimes Against Property				
Arson	0	0	0	0
Bribery	0	0	0	0
Burglary	1	0	0	0
Counterfeiting/Forgery	0	0	0	0
Destruction/Damage/Vandalism	1	0	0	0
Embezzlement	0	0	0	0
Extortion/Blackmail	0	0	0	0
Fraud - False Pretenses	0	0	0	0
Fraud - Credit Card/ATM	0	0	0	0
Fraud - Impersonation	0	0	0	0
Fraud - Welfare	0	0	0	0
Fraud - Wire	0	0	0	0
Motor Vehicle Theft	0	0	0	0
Robbery	0	0	0	0
Stolen Property Offenses	0	0	0	0
Theft - Pocket-picking	0	0	0	0
Theft - Purse Snatching	0	0	0	0
Theft - Shoplifting	0	0	0	0
Theft From Building	0	0	0	0
Theft From Coin Machine	1	0	0	0
Theft From Motor Vehicle	0	0	0	0
Theft of Motor Vehicle Parts	0	0	0	0
Theft - All Other Larceny	0	0	0	0
Crimes Against Society				
Drug/Narcotic Violations	3	2	1	1
Drug/Narcotic Equipment Violations	1	0	0	0
Gambling - Betting/Wagering	0	0	0	0
Gambling - Operating/Promoting	0	0	0	0
Gambling - Equipment Violations	0	0	0	0
Gambling - Sports Tampering	0	0	0	0
Pornography/Obscene Material	0	0	0	0
Prostitution	0	0	0	0
Prostitution Assisting/Promoting	0	0	0	0
Purchasing Prostitution	0	0	0	0
Weapon Law Violations	0	0	0	0
Total Group A Offenses	8	3	2	1



Cornersville Police Department - 2013

2012 Population Estimate	1,194
Offense Overview	
Offense Total	65
Number Cleared	41
Percent Cleared	63.08 %
Group A Crimes per 100,000 population	5,443.9
Arrest Overview	
Total Arrests	46
Adult Arrests	41
Juvenile Arrests	5
Unknown Age	0
Arrests per 100,000 population	3,852.6
Average number offenses/incident	1.18

Domestic Violence Victims		
Offense	Reported	Cleared
Murder	0	0
Aggravated Assault	1	1
Simple Assault	7	6
Intimidation	2	0
Stalking	0	0
Forcible Rape	0	0
Forcible Sodomy	0	0
Sexual Assault W/Object	0	0
Forcible Fondling	0	0
Incest	0	0
Statutory Rape	0	0
Kidnapping/Abduction	0	0
Total	10	7

TIBRS Group B Arrests		
Offense	Adult	Juvenile
Bad Checks	0	0
Curfew/Vagrancy	0	0
Disorderly Conduct	1	0
DUI	7	0
Drunkenness	2	0
Family-Non Violent	0	0
Liquor Law Violations	1	0
Peeping Tom	0	0
Trespass	1	0
All Other Offenses	3	0
Total Group B	15	0

TIBRS Group A Offenses	Offenses		Arrests	
	Reported	Cleared	Adult	Juvenile
Crimes Against Persons				
Murder	0	0	0	0
Negligent Manslaughter	0	0	0	0
Kidnapping/Abduction	0	0	0	0
Forcible Rape	0	0	0	0
Forcible Sodomy	0	0	0	0
Sexual Assault W/Object	0	0	0	0
Forcible Fondling	0	0	0	0
Incest	0	0	0	0
Statutory Rape	1	1	1	0
Aggravated Assault	2	2	1	0
Simple Assault	8	7	6	0
Intimidation	5	0	0	0
Stalking	0	0	0	0
Commercial Sex Acts	0	0	0	0
Involuntary Servitude	0	0	0	0
Crimes Against Property				
Arson	0	0	0	0
Bribery	0	0	0	0
Burglary	5	2	0	1
Counterfeiting/Forgery	0	0	0	0
Destruction/Damage/Vandalism	8	3	1	3
Embezzlement	0	0	0	0
Extortion/Blackmail	0	0	0	0
Fraud - False Pretenses	1	0	0	0
Fraud - Credit Card/ATM	4	4	4	0
Fraud - Impersonation	0	0	0	0
Fraud - Welfare	0	0	0	0
Fraud - Wire	0	0	0	0
Motor Vehicle Theft	2	1	1	0
Robbery	0	0	0	0
Stolen Property Offenses	1	0	0	0
Theft - Pocket-picking	0	0	0	0
Theft - Purse Snatching	0	0	0	0
Theft - Shoplifting	0	0	0	0
Theft From Building	4	1	0	0
Theft From Coin Machine	0	0	0	0
Theft From Motor Vehicle	2	0	0	0
Theft of Motor Vehicle Parts	0	0	0	0
Theft - All Other Larceny	3	1	1	0
Crimes Against Society				
Drug/Narcotic Violations	12	12	9	0
Drug/Narcotic Equipment Violations	6	6	1	1
Gambling - Betting/Wagering	0	0	0	0
Gambling - Operating/Promoting	0	0	0	0
Gambling - Equipment Violations	0	0	0	0
Gambling - Sports Tampering	0	0	0	0
Pornography/Obscene Material	1	1	1	0
Prostitution	0	0	0	0
Prostitution Assisting/Promoting	0	0	0	0
Purchasing Prostitution	0	0	0	0
Weapon Law Violations	0	0	0	0
Total Group A Offenses	65	41	26	5



Covington Police Department - 2013

2012 Population Estimate	9,063
Offense Overview	
Offense Total	1,417
Number Cleared	613
Percent Cleared	43.26 %
Group A Crimes per 100,000 population	15,635.0
Arrest Overview	
Total Arrests	967
Adult Arrests	799
Juvenile Arrests	168
Unknown Age	0
Arrests per 100,000 population	10,669.8
Average number offenses/incident	1.15

Domestic Violence Victims		
Offense	Reported	Cleared
Murder	0	0
Aggravated Assault	52	36
Simple Assault	149	102
Intimidation	12	5
Stalking	3	0
Forcible Rape	1	0
Forcible Sodomy	0	0
Sexual Assault W/Object	0	0
Forcible Fondling	3	0
Incest	0	0
Statutory Rape	0	0
Kidnapping/Abduction	2	2
Total	222	145

TIBRS Group B Arrests		
Offense	Adult	Juvenile
Bad Checks	0	0
Curfew/Vagrancy	0	17
Disorderly Conduct	25	8
DUI	27	0
Drunkenness	21	0
Family-Non Violent	2	0
Liquor Law Violations	3	0
Peeping Tom	0	0
Trespass	16	2
All Other Offenses	198	9
Total Group B	292	36

TIBRS Group A Offenses	Offenses		Arrests	
	Reported	Cleared	Adult	Juvenile
Crimes Against Persons				
Murder	0	0	0	0
Negligent Manslaughter	0	0	0	0
Kidnapping/Abduction	2	2	2	0
Forcible Rape	7	1	1	0
Forcible Sodomy	0	0	0	0
Sexual Assault W/Object	1	0	0	0
Forcible Fondling	10	2	2	0
Incest	0	0	0	0
Statutory Rape	1	0	0	0
Aggravated Assault	95	62	49	8
Simple Assault	242	151	113	26
Intimidation	43	9	8	0
Stalking	4	0	0	0
Commercial Sex Acts	0	0	0	0
Involuntary Servitude	0	0	0	0
Crimes Against Property				
Arson	1	0	0	0
Bribery	0	0	0	0
Burglary	123	13	9	3
Counterfeiting/Forgery	21	8	8	3
Destruction/Damage/Vandalism	172	33	12	4
Embezzlement	3	3	3	0
Extortion/Blackmail	0	0	0	0
Fraud - False Pretenses	5	2	0	2
Fraud - Credit Card/ATM	8	0	0	0
Fraud - Impersonation	8	3	2	0
Fraud - Welfare	0	0	0	0
Fraud - Wire	3	0	0	0
Motor Vehicle Theft	38	8	3	0
Robbery	11	3	3	0
Stolen Property Offenses	4	1	1	0
Theft - Pocket-picking	2	1	1	0
Theft - Purse Snatching	0	0	0	0
Theft - Shoplifting	146	110	107	55
Theft From Building	21	3	2	1
Theft From Coin Machine	3	0	0	0
Theft From Motor Vehicle	58	0	0	0
Theft of Motor Vehicle Parts	10	0	0	0
Theft - All Other Larceny	188	20	11	14
Crimes Against Society				
Drug/Narcotic Violations	121	119	142	15
Drug/Narcotic Equipment Violations	47	46	14	0
Gambling - Betting/Wagering	0	0	0	0
Gambling - Operating/Promoting	2	2	10	0
Gambling - Equipment Violations	0	0	0	0
Gambling - Sports Tampering	0	0	0	0
Pornography/Obscene Material	2	0	0	0
Prostitution	0	0	0	0
Prostitution Assisting/Promoting	1	1	1	0
Purchasing Prostitution	0	0	0	0
Weapon Law Violations	14	10	3	1
Total Group A Offenses	1,417	613	507	132



Cowan Police Department - 2013

2012 Population Estimate	1,712
Offense Overview	
Offense Total	78
Number Cleared	21
Percent Cleared	26.92 %
Group A Crimes per 100,000 population	4,556.1
Arrest Overview	
Total Arrests	42
Adult Arrests	42
Juvenile Arrests	0
Unknown Age	0
Arrests per 100,000 population	2,453.3
Average number offenses/incident	1.05

Domestic Violence Victims		
Offense	Reported	Cleared
Murder	0	0
Aggravated Assault	1	1
Simple Assault	3	3
Intimidation	0	0
Stalking	0	0
Forcible Rape	0	0
Forcible Sodomy	0	0
Sexual Assault W/Object	0	0
Forcible Fondling	0	0
Incest	0	0
Statutory Rape	0	0
Kidnapping/Abduction	0	0
Total	4	4

TIBRS Group B Arrests		
Offense	Adult	Juvenile
Bad Checks	0	0
Curfew/Vagrancy	0	0
Disorderly Conduct	1	0
DUI	12	0
Drunkenness	5	0
Family-Non Violent	0	0
Liquor Law Violations	0	0
Peeping Tom	0	0
Trespass	1	0
All Other Offenses	2	0
Total Group B	21	0

TIBRS Group A Offenses	Offenses		Arrests	
	Reported	Cleared	Adult	Juvenile
Crimes Against Persons				
Murder	0	0	0	0
Negligent Manslaughter	0	0	0	0
Kidnapping/Abduction	0	0	0	0
Forcible Rape	0	0	0	0
Forcible Sodomy	0	0	0	0
Sexual Assault W/Object	0	0	0	0
Forcible Fondling	0	0	0	0
Incest	0	0	0	0
Statutory Rape	0	0	0	0
Aggravated Assault	5	5	4	0
Simple Assault	5	5	7	0
Intimidation	1	0	0	0
Stalking	2	0	0	0
Commercial Sex Acts	0	0	0	0
Involuntary Servitude	0	0	0	0
Crimes Against Property				
Arson	1	0	0	0
Bribery	0	0	0	0
Burglary	7	0	0	0
Counterfeiting/Forgery	1	0	0	0
Destruction/Damage/Vandalism	20	2	2	0
Embezzlement	0	0	0	0
Extortion/Blackmail	0	0	0	0
Fraud - False Pretenses	1	1	1	0
Fraud - Credit Card/ATM	1	0	0	0
Fraud - Impersonation	0	0	0	0
Fraud - Welfare	0	0	0	0
Fraud - Wire	0	0	0	0
Motor Vehicle Theft	0	0	0	0
Robbery	0	0	0	0
Stolen Property Offenses	0	0	0	0
Theft - Pocket-picking	0	0	0	0
Theft - Purse Snatching	0	0	0	0
Theft - Shoplifting	0	0	0	0
Theft From Building	16	1	1	0
Theft From Coin Machine	0	0	0	0
Theft From Motor Vehicle	1	0	0	0
Theft of Motor Vehicle Parts	1	0	0	0
Theft - All Other Larceny	1	0	0	0
Crimes Against Society				
Drug/Narcotic Violations	8	3	3	0
Drug/Narcotic Equipment Violations	5	3	2	0
Gambling - Betting/Wagering	0	0	0	0
Gambling - Operating/Promoting	0	0	0	0
Gambling - Equipment Violations	0	0	0	0
Gambling - Sports Tampering	0	0	0	0
Pornography/Obscene Material	0	0	0	0
Prostitution	0	0	0	0
Prostitution Assisting/Promoting	0	0	0	0
Purchasing Prostitution	0	0	0	0
Weapon Law Violations	2	1	1	0
Total Group A Offenses	78	21	21	0



Cross Plains Police Department - 2013

2012 Population Estimate	1,722
Offense Overview	
Offense Total	125
Number Cleared	70
Percent Cleared	56.00 %
Group A Crimes per 100,000 population	7,259.0
Arrest Overview	
Total Arrests	130
Adult Arrests	116
Juvenile Arrests	14
Unknown Age	0
Arrests per 100,000 population	7,549.4
Average number offenses/incident	1.23

Domestic Violence Victims		
Offense	Reported	Cleared
Murder	0	0
Aggravated Assault	2	2
Simple Assault	8	7
Intimidation	0	0
Stalking	0	0
Forcible Rape	0	0
Forcible Sodomy	0	0
Sexual Assault W/Object	0	0
Forcible Fondling	0	0
Incest	0	0
Statutory Rape	0	0
Kidnapping/Abduction	0	0
Total	10	9

TIBRS Group B Arrests		
Offense	Adult	Juvenile
Bad Checks	0	0
Curfew/Vagrancy	0	0
Disorderly Conduct	1	0
DUI	27	0
Drunkenness	9	0
Family-Non Violent	0	0
Liquor Law Violations	13	0
Peeping Tom	0	0
Trespass	0	0
All Other Offenses	11	2
Total Group B	61	2

TIBRS Group A Offenses	Offenses		Arrests	
	Reported	Cleared	Adult	Juvenile
Crimes Against Persons				
Murder	0	0	0	0
Negligent Manslaughter	0	0	0	0
Kidnapping/Abduction	0	0	0	0
Forcible Rape	0	0	0	0
Forcible Sodomy	0	0	0	0
Sexual Assault W/Object	0	0	0	0
Forcible Fondling	0	0	0	0
Incest	0	0	0	0
Statutory Rape	0	0	0	0
Aggravated Assault	5	5	4	1
Simple Assault	10	8	8	0
Intimidation	4	2	2	0
Stalking	0	0	0	0
Commercial Sex Acts	0	0	0	0
Involuntary Servitude	0	0	0	0
Crimes Against Property				
Arson	0	0	0	0
Bribery	0	0	0	0
Burglary	9	0	0	0
Counterfeiting/Forgery	0	0	0	0
Destruction/Damage/Vandalism	8	1	0	1
Embezzlement	0	0	0	0
Extortion/Blackmail	0	0	0	0
Fraud - False Pretenses	2	0	0	0
Fraud - Credit Card/ATM	3	0	0	0
Fraud - Impersonation	1	0	0	0
Fraud - Welfare	0	0	0	0
Fraud - Wire	0	0	0	0
Motor Vehicle Theft	5	2	0	0
Robbery	0	0	0	0
Stolen Property Offenses	0	0	0	0
Theft - Pocket-picking	1	0	0	0
Theft - Purse Snatching	0	0	0	0
Theft - Shoplifting	1	0	0	0
Theft From Building	9	0	0	0
Theft From Coin Machine	0	0	0	0
Theft From Motor Vehicle	2	0	0	0
Theft of Motor Vehicle Parts	1	0	0	0
Theft - All Other Larceny	12	2	1	0
Crimes Against Society				
Drug/Narcotic Violations	26	24	20	5
Drug/Narcotic Equipment Violations	23	23	17	5
Gambling - Betting/Wagering	0	0	0	0
Gambling - Operating/Promoting	0	0	0	0
Gambling - Equipment Violations	0	0	0	0
Gambling - Sports Tampering	0	0	0	0
Pornography/Obscene Material	0	0	0	0
Prostitution	0	0	0	0
Prostitution Assisting/Promoting	0	0	0	0
Purchasing Prostitution	0	0	0	0
Weapon Law Violations	3	3	3	0
Total Group A Offenses	125	70	55	12



Crossville Police Department - 2013

2012 Population Estimate	11,115
Offense Overview	
Offense Total	2,399
Number Cleared	923
Percent Cleared	38.47 %
Group A Crimes per 100,000 population	21,583.4
Arrest Overview	
Total Arrests	1,880
Adult Arrests	1,784
Juvenile Arrests	96
Unknown Age	0
Arrests per 100,000 population	16,914.1
Average number offenses/incident	1.18

Domestic Violence Victims		
Offense	Reported	Cleared
Murder	0	0
Aggravated Assault	58	53
Simple Assault	144	108
Intimidation	8	1
Stalking	1	0
Forcible Rape	1	0
Forcible Sodomy	3	0
Sexual Assault W/Object	1	0
Forcible Fondling	4	1
Incest	0	0
Statutory Rape	0	0
Kidnapping/Abduction	0	0
Total	220	163

TIBRS Group B Arrests		
Offense	Adult	Juvenile
Bad Checks	0	0
Curfew/Vagrancy	0	0
Disorderly Conduct	20	1
DUI	109	0
Drunkenness	142	3
Family-Non Violent	15	0
Liquor Law Violations	16	3
Peeping Tom	0	0
Trespass	52	1
All Other Offenses	563	19
Total Group B	917	27

TIBRS Group A Offenses	Offenses		Arrests	
	Reported	Cleared	Adult	Juvenile
Crimes Against Persons				
Murder	0	0	0	0
Negligent Manslaughter	0	0	0	0
Kidnapping/Abduction	1	1	1	0
Forcible Rape	7	1	0	0
Forcible Sodomy	3	0	0	0
Sexual Assault W/Object	1	0	0	0
Forcible Fondling	14	5	2	0
Incest	0	0	0	0
Statutory Rape	3	3	3	0
Aggravated Assault	118	78	61	1
Simple Assault	209	145	121	20
Intimidation	28	5	4	1
Stalking	7	0	0	0
Commercial Sex Acts	0	0	0	0
Involuntary Servitude	0	0	0	0
Crimes Against Property				
Arson	0	0	0	0
Bribery	0	0	0	0
Burglary	261	21	15	1
Counterfeiting/Forgery	93	13	7	0
Destruction/Damage/Vandalism	168	32	24	11
Embezzlement	22	7	6	0
Extortion/Blackmail	0	0	0	0
Fraud - False Pretenses	81	34	21	0
Fraud - Credit Card/ATM	50	2	2	0
Fraud - Impersonation	33	29	32	0
Fraud - Welfare	0	0	0	0
Fraud - Wire	12	2	2	0
Motor Vehicle Theft	65	10	8	0
Robbery	13	3	3	0
Stolen Property Offenses	6	6	6	1
Theft - Pocket-picking	2	1	1	0
Theft - Purse Snatching	3	0	0	0
Theft - Shoplifting	318	216	240	12
Theft From Building	194	22	16	1
Theft From Coin Machine	8	0	0	0
Theft From Motor Vehicle	171	10	9	1
Theft of Motor Vehicle Parts	91	6	10	0
Theft - All Other Larceny	111	8	8	2
Crimes Against Society				
Drug/Narcotic Violations	171	153	162	14
Drug/Narcotic Equipment Violations	108	87	89	3
Gambling - Betting/Wagering	0	0	0	0
Gambling - Operating/Promoting	0	0	0	0
Gambling - Equipment Violations	0	0	0	0
Gambling - Sports Tampering	0	0	0	0
Pornography/Obscene Material	0	0	0	0
Prostitution	0	0	0	0
Prostitution Assisting/Promoting	0	0	0	0
Purchasing Prostitution	0	0	0	0
Weapon Law Violations	24	23	14	1
Total Group A Offenses	2,399	923	867	69



Crump Police Department - 2013

2012 Population Estimate	1,420
Offense Overview	
Offense Total	83
Number Cleared	40
Percent Cleared	48.19 %
Group A Crimes per 100,000 population	5,845.1
Arrest Overview	
Total Arrests	68
Adult Arrests	65
Juvenile Arrests	3
Unknown Age	0
Arrests per 100,000 population	4,788.7
Average number offenses/incident	1.24

Domestic Violence Victims		
Offense	Reported	Cleared
Murder	0	0
Aggravated Assault	1	1
Simple Assault	5	5
Intimidation	2	1
Stalking	0	0
Forcible Rape	0	0
Forcible Sodomy	0	0
Sexual Assault W/Object	0	0
Forcible Fondling	0	0
Incest	0	0
Statutory Rape	0	0
Kidnapping/Abduction	0	0
Total	8	7

TIBRS Group B Arrests		
Offense	Adult	Juvenile
Bad Checks	0	0
Curfew/Vagrancy	0	0
Disorderly Conduct	4	0
DUI	14	0
Drunkenness	4	0
Family-Non Violent	0	0
Liquor Law Violations	3	0
Peeping Tom	0	0
Trespass	0	0
All Other Offenses	7	1
Total Group B	32	1

TIBRS Group A Offenses	Offenses		Arrests	
	Reported	Cleared	Adult	Juvenile
Crimes Against Persons				
Murder	0	0	0	0
Negligent Manslaughter	0	0	0	0
Kidnapping/Abduction	0	0	0	0
Forcible Rape	1	0	0	0
Forcible Sodomy	0	0	0	0
Sexual Assault W/Object	0	0	0	0
Forcible Fondling	0	0	0	0
Incest	0	0	0	0
Statutory Rape	0	0	0	0
Aggravated Assault	2	1	1	0
Simple Assault	9	8	7	0
Intimidation	4	1	1	0
Stalking	0	0	0	0
Commercial Sex Acts	0	0	0	0
Involuntary Servitude	0	0	0	0
Crimes Against Property				
Arson	0	0	0	0
Bribery	0	0	0	0
Burglary	11	0	0	0
Counterfeiting/Forgery	0	0	0	0
Destruction/Damage/Vandalism	2	1	1	0
Embezzlement	0	0	0	0
Extortion/Blackmail	0	0	0	0
Fraud - False Pretenses	0	0	0	0
Fraud - Credit Card/ATM	0	0	0	0
Fraud - Impersonation	0	0	0	0
Fraud - Welfare	0	0	0	0
Fraud - Wire	0	0	0	0
Motor Vehicle Theft	2	0	0	0
Robbery	0	0	0	0
Stolen Property Offenses	0	0	0	0
Theft - Pocket-picking	0	0	0	0
Theft - Purse Snatching	0	0	0	0
Theft - Shoplifting	1	0	0	0
Theft From Building	0	0	0	0
Theft From Coin Machine	0	0	0	0
Theft From Motor Vehicle	3	0	0	0
Theft of Motor Vehicle Parts	4	0	0	0
Theft - All Other Larceny	13	0	0	0
Crimes Against Society				
Drug/Narcotic Violations	18	17	16	2
Drug/Narcotic Equipment Violations	11	10	5	0
Gambling - Betting/Wagering	0	0	0	0
Gambling - Operating/Promoting	0	0	0	0
Gambling - Equipment Violations	0	0	0	0
Gambling - Sports Tampering	0	0	0	0
Pornography/Obscene Material	0	0	0	0
Prostitution	0	0	0	0
Prostitution Assisting/Promoting	0	0	0	0
Purchasing Prostitution	0	0	0	0
Weapon Law Violations	2	2	2	0
Total Group A Offenses	83	40	33	2



Cumberland City Police Department - 2013

2012 Population Estimate	307
Offense Overview	
Offense Total	27
Number Cleared	16
Percent Cleared	59.26 %
Group A Crimes per 100,000 population	8,794.8
Arrest Overview	
Total Arrests	7
Adult Arrests	7
Juvenile Arrests	0
Unknown Age	0
Arrests per 100,000 population	2,280.1
Average number offenses/incident	1.50

Domestic Violence Victims		
Offense	Reported	Cleared
Murder	0	0
Aggravated Assault	3	3
Simple Assault	1	1
Intimidation	0	0
Stalking	0	0
Forcible Rape	0	0
Forcible Sodomy	0	0
Sexual Assault W/Object	0	0
Forcible Fondling	0	0
Incest	0	0
Statutory Rape	0	0
Kidnapping/Abduction	0	0
Total	4	4

TIBRS Group B Arrests		
Offense	Adult	Juvenile
Bad Checks	0	0
Curfew/Vagrancy	0	0
Disorderly Conduct	0	0
DUI	1	0
Drunkenness	0	0
Family-Non Violent	0	0
Liquor Law Violations	0	0
Peeping Tom	0	0
Trespass	0	0
All Other Offenses	0	0
Total Group B	1	0

TIBRS Group A Offenses	Offenses		Arrests	
	Reported	Cleared	Adult	Juvenile
Crimes Against Persons				
Murder	0	0	0	0
Negligent Manslaughter	0	0	0	0
Kidnapping/Abduction	0	0	0	0
Forcible Rape	0	0	0	0
Forcible Sodomy	0	0	0	0
Sexual Assault W/Object	0	0	0	0
Forcible Fondling	0	0	0	0
Incest	0	0	0	0
Statutory Rape	0	0	0	0
Aggravated Assault	3	3	1	0
Simple Assault	1	1	1	0
Intimidation	0	0	0	0
Stalking	0	0	0	0
Commercial Sex Acts	0	0	0	0
Involuntary Servitude	0	0	0	0
Crimes Against Property				
Arson	0	0	0	0
Bribery	0	0	0	0
Burglary	8	4	1	0
Counterfeiting/Forgery	0	0	0	0
Destruction/Damage/Vandalism	5	3	1	0
Embezzlement	0	0	0	0
Extortion/Blackmail	0	0	0	0
Fraud - False Pretenses	0	0	0	0
Fraud - Credit Card/ATM	0	0	0	0
Fraud - Impersonation	0	0	0	0
Fraud - Welfare	0	0	0	0
Fraud - Wire	0	0	0	0
Motor Vehicle Theft	0	0	0	0
Robbery	0	0	0	0
Stolen Property Offenses	0	0	0	0
Theft - Pocket-picking	1	0	0	0
Theft - Purse Snatching	0	0	0	0
Theft - Shoplifting	0	0	0	0
Theft From Building	0	0	0	0
Theft From Coin Machine	0	0	0	0
Theft From Motor Vehicle	1	0	0	0
Theft of Motor Vehicle Parts	0	0	0	0
Theft - All Other Larceny	4	2	1	0
Crimes Against Society				
Drug/Narcotic Violations	2	1	1	0
Drug/Narcotic Equipment Violations	1	1	0	0
Gambling - Betting/Wagering	0	0	0	0
Gambling - Operating/Promoting	0	0	0	0
Gambling - Equipment Violations	0	0	0	0
Gambling - Sports Tampering	0	0	0	0
Pornography/Obscene Material	0	0	0	0
Prostitution	0	0	0	0
Prostitution Assisting/Promoting	0	0	0	0
Purchasing Prostitution	0	0	0	0
Weapon Law Violations	1	1	0	0
Total Group A Offenses	27	16	6	0



Dandridge Police Department - 2013

2012 Population Estimate	2,849
Offense Overview	
Offense Total	198
Number Cleared	109
Percent Cleared	55.05 %
Group A Crimes per 100,000 population	6,949.8
Arrest Overview	
Total Arrests	139
Adult Arrests	111
Juvenile Arrests	28
Unknown Age	0
Arrests per 100,000 population	4,878.9
Average number offenses/incident	1.11

Domestic Violence Victims		
Offense	Reported	Cleared
Murder	0	0
Aggravated Assault	0	0
Simple Assault	13	12
Intimidation	2	1
Stalking	1	1
Forcible Rape	0	0
Forcible Sodomy	0	0
Sexual Assault W/Object	1	0
Forcible Fondling	0	0
Incest	0	0
Statutory Rape	0	0
Kidnapping/Abduction	1	1
Total	18	15

TIBRS Group B Arrests		
Offense	Adult	Juvenile
Bad Checks	0	0
Curfew/Vagrancy	0	0
Disorderly Conduct	1	0
DUI	19	0
Drunkenness	19	2
Family-Non Violent	0	0
Liquor Law Violations	8	20
Peeping Tom	0	0
Trespass	1	0
All Other Offenses	1	0
Total Group B	49	22

TIBRS Group A Offenses	Offenses		Arrests	
	Reported	Cleared	Adult	Juvenile
Crimes Against Persons				
Murder	0	0	0	0
Negligent Manslaughter	0	0	0	0
Kidnapping/Abduction	2	2	1	0
Forcible Rape	0	0	0	0
Forcible Sodomy	0	0	0	0
Sexual Assault W/Object	1	0	0	0
Forcible Fondling	1	0	0	0
Incest	0	0	0	0
Statutory Rape	0	0	0	0
Aggravated Assault	3	1	3	0
Simple Assault	16	15	11	2
Intimidation	4	2	1	0
Stalking	1	1	1	0
Commercial Sex Acts	0	0	0	0
Involuntary Servitude	0	0	0	0
Crimes Against Property				
Arson	2	0	0	0
Bribery	0	0	0	0
Burglary	15	3	3	0
Counterfeiting/Forgery	6	3	3	0
Destruction/Damage/Vandalism	13	3	1	0
Embezzlement	1	1	0	0
Extortion/Blackmail	0	0	0	0
Fraud - False Pretenses	26	13	3	0
Fraud - Credit Card/ATM	12	10	3	0
Fraud - Impersonation	2	2	1	0
Fraud - Welfare	0	0	0	0
Fraud - Wire	1	0	0	0
Motor Vehicle Theft	4	0	0	0
Robbery	1	1	1	0
Stolen Property Offenses	0	0	0	0
Theft - Pocket-picking	1	0	0	0
Theft - Purse Snatching	0	0	0	0
Theft - Shoplifting	9	7	7	1
Theft From Building	23	6	5	1
Theft From Coin Machine	0	0	0	0
Theft From Motor Vehicle	5	0	0	0
Theft of Motor Vehicle Parts	0	0	0	0
Theft - All Other Larceny	12	3	2	1
Crimes Against Society				
Drug/Narcotic Violations	19	18	9	1
Drug/Narcotic Equipment Violations	17	17	7	0
Gambling - Betting/Wagering	0	0	0	0
Gambling - Operating/Promoting	0	0	0	0
Gambling - Equipment Violations	0	0	0	0
Gambling - Sports Tampering	0	0	0	0
Pornography/Obscene Material	0	0	0	0
Prostitution	0	0	0	0
Prostitution Assisting/Promoting	0	0	0	0
Purchasing Prostitution	0	0	0	0
Weapon Law Violations	1	1	0	0
Total Group A Offenses	198	109	62	6



Dayton Police Department - 2013

2012 Population Estimate	7,313
Offense Overview	
Offense Total	574
Number Cleared	353
Percent Cleared	61.50 %
Group A Crimes per 100,000 population	7,849.0
Arrest Overview	
Total Arrests	594
Adult Arrests	552
Juvenile Arrests	42
Unknown Age	0
Arrests per 100,000 population	8,122.5
Average number offenses/incident	1.17

Domestic Violence Victims		
Offense	Reported	Cleared
Murder	0	0
Aggravated Assault	6	4
Simple Assault	52	52
Intimidation	4	4
Stalking	0	0
Forcible Rape	0	0
Forcible Sodomy	0	0
Sexual Assault W/Object	0	0
Forcible Fondling	0	0
Incest	0	0
Statutory Rape	0	0
Kidnapping/Abduction	0	0
Total	62	60

TIBRS Group B Arrests		
Offense	Adult	Juvenile
Bad Checks	0	0
Curfew/Vagrancy	0	1
Disorderly Conduct	17	20
DUI	58	1
Drunkenness	126	0
Family-Non Violent	1	0
Liquor Law Violations	26	3
Peeping Tom	0	0
Trespass	11	0
All Other Offenses	12	5
Total Group B	251	30

TIBRS Group A Offenses	Offenses		Arrests	
	Reported	Cleared	Adult	Juvenile
Crimes Against Persons				
Murder	0	0	0	0
Negligent Manslaughter	0	0	0	0
Kidnapping/Abduction	0	0	0	0
Forcible Rape	1	0	0	0
Forcible Sodomy	0	0	0	0
Sexual Assault W/Object	0	0	0	0
Forcible Fondling	1	0	0	0
Incest	0	0	0	0
Statutory Rape	0	0	0	0
Aggravated Assault	12	8	6	0
Simple Assault	79	72	60	5
Intimidation	4	4	2	0
Stalking	0	0	0	0
Commercial Sex Acts	0	0	0	0
Involuntary Servitude	0	0	0	0
Crimes Against Property				
Arson	0	0	0	0
Bribery	0	0	0	0
Burglary	52	11	8	0
Counterfeiting/Forgery	9	2	3	0
Destruction/Damage/Vandalism	44	12	10	1
Embezzlement	3	2	2	0
Extortion/Blackmail	0	0	0	0
Fraud - False Pretenses	8	4	4	0
Fraud - Credit Card/ATM	11	3	2	0
Fraud - Impersonation	2	1	1	0
Fraud - Welfare	0	0	0	0
Fraud - Wire	1	0	0	0
Motor Vehicle Theft	12	5	5	0
Robbery	3	1	2	0
Stolen Property Offenses	0	0	0	0
Theft - Pocket-picking	0	0	0	0
Theft - Purse Snatching	0	0	0	0
Theft - Shoplifting	89	84	96	2
Theft From Building	42	10	9	1
Theft From Coin Machine	0	0	0	0
Theft From Motor Vehicle	28	5	4	0
Theft of Motor Vehicle Parts	10	0	0	0
Theft - All Other Larceny	40	6	4	1
Crimes Against Society				
Drug/Narcotic Violations	66	66	62	1
Drug/Narcotic Equipment Violations	47	47	17	0
Gambling - Betting/Wagering	0	0	0	0
Gambling - Operating/Promoting	0	0	0	0
Gambling - Equipment Violations	0	0	0	0
Gambling - Sports Tampering	0	0	0	0
Pornography/Obscene Material	0	0	0	0
Prostitution	0	0	0	0
Prostitution Assisting/Promoting	0	0	0	0
Purchasing Prostitution	0	0	0	0
Weapon Law Violations	10	10	4	1
Total Group A Offenses	574	353	301	12



Decatur Police Department - 2013

2012 Population Estimate	1,577
Offense Overview	
Offense Total	88
Number Cleared	41
Percent Cleared	46.59 %
Group A Crimes per 100,000 population	5,580.2
Arrest Overview	
Total Arrests	50
Adult Arrests	50
Juvenile Arrests	0
Unknown Age	0
Arrests per 100,000 population	3,170.6
Average number offenses/incident	1.04

Domestic Violence Victims		
Offense	Reported	Cleared
Murder	0	0
Aggravated Assault	0	0
Simple Assault	3	3
Intimidation	3	3
Stalking	0	0
Forcible Rape	0	0
Forcible Sodomy	0	0
Sexual Assault W/Object	0	0
Forcible Fondling	0	0
Incest	0	0
Statutory Rape	0	0
Kidnapping/Abduction	0	0
Total	6	6

TIBRS Group B Arrests		
Offense	Adult	Juvenile
Bad Checks	0	0
Curfew/Vagrancy	0	0
Disorderly Conduct	0	0
DUI	4	0
Drunkenness	0	0
Family-Non Violent	0	0
Liquor Law Violations	0	0
Peeping Tom	0	0
Trespass	0	0
All Other Offenses	1	0
Total Group B	5	0

TIBRS Group A Offenses	Offenses		Arrests	
	Reported	Cleared	Adult	Juvenile
Crimes Against Persons				
Murder	0	0	0	0
Negligent Manslaughter	0	0	0	0
Kidnapping/Abduction	0	0	0	0
Forcible Rape	0	0	0	0
Forcible Sodomy	0	0	0	0
Sexual Assault W/Object	0	0	0	0
Forcible Fondling	0	0	0	0
Incest	0	0	0	0
Statutory Rape	0	0	0	0
Aggravated Assault	1	1	2	0
Simple Assault	8	4	4	0
Intimidation	5	4	4	0
Stalking	0	0	0	0
Commercial Sex Acts	0	0	0	0
Involuntary Servitude	0	0	0	0
Crimes Against Property				
Arson	0	0	0	0
Bribery	0	0	0	0
Burglary	0	0	0	0
Counterfeiting/Forgery	0	0	0	0
Destruction/Damage/Vandalism	6	2	1	0
Embezzlement	1	1	1	0
Extortion/Blackmail	0	0	0	0
Fraud - False Pretenses	0	0	0	0
Fraud - Credit Card/ATM	0	0	0	0
Fraud - Impersonation	0	0	0	0
Fraud - Welfare	0	0	0	0
Fraud - Wire	0	0	0	0
Motor Vehicle Theft	5	1	1	0
Robbery	2	1	2	0
Stolen Property Offenses	0	0	0	0
Theft - Pocket-picking	0	0	0	0
Theft - Purse Snatching	1	0	0	0
Theft - Shoplifting	8	8	7	0
Theft From Building	20	2	3	0
Theft From Coin Machine	0	0	0	0
Theft From Motor Vehicle	6	0	0	0
Theft of Motor Vehicle Parts	0	0	0	0
Theft - All Other Larceny	9	1	1	0
Crimes Against Society				
Drug/Narcotic Violations	9	9	10	0
Drug/Narcotic Equipment Violations	7	7	9	0
Gambling - Betting/Wagering	0	0	0	0
Gambling - Operating/Promoting	0	0	0	0
Gambling - Equipment Violations	0	0	0	0
Gambling - Sports Tampering	0	0	0	0
Pornography/Obscene Material	0	0	0	0
Prostitution	0	0	0	0
Prostitution Assisting/Promoting	0	0	0	0
Purchasing Prostitution	0	0	0	0
Weapon Law Violations	0	0	0	0
Total Group A Offenses	88	41	45	0



Decaturville Police Department - 2013

2012 Population Estimate	863
Offense Overview	
Offense Total	30
Number Cleared	12
Percent Cleared	40.00 %
Group A Crimes per 100,000 population	3,476.2
Arrest Overview	
Total Arrests	10
Adult Arrests	10
Juvenile Arrests	0
Unknown Age	0
Arrests per 100,000 population	1,158.7
Average number offenses/incident	1.03

Domestic Violence Victims		
Offense	Reported	Cleared
Murder	0	0
Aggravated Assault	1	1
Simple Assault	3	2
Intimidation	0	0
Stalking	0	0
Forcible Rape	0	0
Forcible Sodomy	0	0
Sexual Assault W/Object	0	0
Forcible Fondling	0	0
Incest	0	0
Statutory Rape	0	0
Kidnapping/Abduction	0	0
Total	4	3

TIBRS Group B Arrests		
Offense	Adult	Juvenile
Bad Checks	0	0
Curfew/Vagrancy	0	0
Disorderly Conduct	0	0
DUI	0	0
Drunkenness	0	0
Family-Non Violent	0	0
Liquor Law Violations	0	0
Peeping Tom	0	0
Trespass	0	0
All Other Offenses	1	0
Total Group B	1	0

TIBRS Group A Offenses	Offenses		Arrests	
	Reported	Cleared	Adult	Juvenile
Crimes Against Persons				
Murder	0	0	0	0
Negligent Manslaughter	0	0	0	0
Kidnapping/Abduction	0	0	0	0
Forcible Rape	0	0	0	0
Forcible Sodomy	0	0	0	0
Sexual Assault W/Object	0	0	0	0
Forcible Fondling	0	0	0	0
Incest	0	0	0	0
Statutory Rape	0	0	0	0
Aggravated Assault	2	2	2	0
Simple Assault	5	4	3	0
Intimidation	3	0	0	0
Stalking	0	0	0	0
Commercial Sex Acts	0	0	0	0
Involuntary Servitude	0	0	0	0
Crimes Against Property				
Arson	0	0	0	0
Bribery	0	0	0	0
Burglary	5	0	0	0
Counterfeiting/Forgery	0	0	0	0
Destruction/Damage/Vandalism	2	0	0	0
Embezzlement	0	0	0	0
Extortion/Blackmail	0	0	0	0
Fraud - False Pretenses	0	0	0	0
Fraud - Credit Card/ATM	2	1	0	0
Fraud - Impersonation	0	0	0	0
Fraud - Welfare	0	0	0	0
Fraud - Wire	0	0	0	0
Motor Vehicle Theft	1	1	1	0
Robbery	0	0	0	0
Stolen Property Offenses	0	0	0	0
Theft - Pocket-picking	0	0	0	0
Theft - Purse Snatching	0	0	0	0
Theft - Shoplifting	0	0	0	0
Theft From Building	2	0	0	0
Theft From Coin Machine	0	0	0	0
Theft From Motor Vehicle	2	1	1	0
Theft of Motor Vehicle Parts	0	0	0	0
Theft - All Other Larceny	4	1	1	0
Crimes Against Society				
Drug/Narcotic Violations	1	1	0	0
Drug/Narcotic Equipment Violations	0	0	0	0
Gambling - Betting/Wagering	0	0	0	0
Gambling - Operating/Promoting	0	0	0	0
Gambling - Equipment Violations	0	0	0	0
Gambling - Sports Tampering	0	0	0	0
Pornography/Obscene Material	0	0	0	0
Prostitution	0	0	0	0
Prostitution Assisting/Promoting	0	0	0	0
Purchasing Prostitution	0	0	0	0
Weapon Law Violations	1	1	1	0
Total Group A Offenses	30	12	9	0



Decherd Police Department - 2013

2012 Population Estimate	2,426
Offense Overview	
Offense Total	192
Number Cleared	52
Percent Cleared	27.08 %
Group A Crimes per 100,000 population	7,914.3
Arrest Overview	
Total Arrests	113
Adult Arrests	104
Juvenile Arrests	9
Unknown Age	0
Arrests per 100,000 population	4,657.9
Average number offenses/incident	1.04

Domestic Violence Victims		
Offense	Reported	Cleared
Murder	0	0
Aggravated Assault	3	1
Simple Assault	8	5
Intimidation	0	0
Stalking	0	0
Forcible Rape	0	0
Forcible Sodomy	0	0
Sexual Assault W/Object	0	0
Forcible Fondling	0	0
Incest	0	0
Statutory Rape	0	0
Kidnapping/Abduction	0	0
Total	11	6

TIBRS Group B Arrests		
Offense	Adult	Juvenile
Bad Checks	0	0
Curfew/Vagrancy	0	2
Disorderly Conduct	1	0
DUI	36	0
Drunkenness	11	0
Family-Non Violent	0	0
Liquor Law Violations	7	6
Peeping Tom	0	0
Trespass	1	0
All Other Offenses	2	0
Total Group B	58	8

TIBRS Group A Offenses	Offenses		Arrests	
	Reported	Cleared	Adult	Juvenile
Crimes Against Persons				
Murder	0	0	0	0
Negligent Manslaughter	0	0	0	0
Kidnapping/Abduction	0	0	0	0
Forcible Rape	1	0	0	0
Forcible Sodomy	0	0	0	0
Sexual Assault W/Object	0	0	0	0
Forcible Fondling	1	0	0	0
Incest	0	0	0	0
Statutory Rape	0	0	0	0
Aggravated Assault	5	2	2	0
Simple Assault	16	7	7	0
Intimidation	6	0	0	0
Stalking	0	0	0	0
Commercial Sex Acts	0	0	0	0
Involuntary Servitude	0	0	0	0
Crimes Against Property				
Arson	0	0	0	0
Bribery	0	0	0	0
Burglary	10	0	0	0
Counterfeiting/Forgery	2	0	0	0
Destruction/Damage/Vandalism	21	0	0	0
Embezzlement	0	0	0	0
Extortion/Blackmail	0	0	0	0
Fraud - False Pretenses	10	2	1	0
Fraud - Credit Card/ATM	4	0	0	0
Fraud - Impersonation	4	3	3	0
Fraud - Welfare	0	0	0	0
Fraud - Wire	0	0	0	0
Motor Vehicle Theft	3	1	1	0
Robbery	0	0	0	0
Stolen Property Offenses	0	0	0	0
Theft - Pocket-picking	0	0	0	0
Theft - Purse Snatching	0	0	0	0
Theft - Shoplifting	9	2	2	0
Theft From Building	29	1	1	0
Theft From Coin Machine	0	0	0	0
Theft From Motor Vehicle	5	2	1	0
Theft of Motor Vehicle Parts	2	0	0	0
Theft - All Other Larceny	4	0	0	0
Crimes Against Society				
Drug/Narcotic Violations	40	20	19	1
Drug/Narcotic Equipment Violations	17	12	9	0
Gambling - Betting/Wagering	0	0	0	0
Gambling - Operating/Promoting	0	0	0	0
Gambling - Equipment Violations	0	0	0	0
Gambling - Sports Tampering	0	0	0	0
Pornography/Obscene Material	1	0	0	0
Prostitution	0	0	0	0
Prostitution Assisting/Promoting	0	0	0	0
Purchasing Prostitution	0	0	0	0
Weapon Law Violations	2	0	0	0
Total Group A Offenses	192	52	46	1



Dickson Police Department - 2013

2012 Population Estimate	14,858
Offense Overview	
Offense Total	1,848
Number Cleared	936
Percent Cleared	50.65 %
Group A Crimes per 100,000 population	12,437.7
Arrest Overview	
Total Arrests	1,589
Adult Arrests	1,516
Juvenile Arrests	73
Unknown Age	0
Arrests per 100,000 population	10,694.6
Average number offenses/incident	1.11

Domestic Violence Victims		
Offense	Reported	Cleared
Murder	0	0
Aggravated Assault	15	13
Simple Assault	178	161
Intimidation	121	98
Stalking	2	1
Forcible Rape	4	0
Forcible Sodomy	0	0
Sexual Assault W/Object	1	0
Forcible Fondling	2	1
Incest	0	0
Statutory Rape	0	0
Kidnapping/Abduction	4	4
Total	327	278

TIBRS Group B Arrests		
Offense	Adult	Juvenile
Bad Checks	1	0
Curfew/Vagrancy	0	20
Disorderly Conduct	23	1
DUI	89	0
Drunkenness	54	0
Family-Non Violent	8	0
Liquor Law Violations	0	0
Peeping Tom	0	0
Trespass	13	1
All Other Offenses	744	23
Total Group B	932	45

TIBRS Group A Offenses	Offenses		Arrests	
	Reported	Cleared	Adult	Juvenile
Crimes Against Persons				
Murder	1	1	1	0
Negligent Manslaughter	0	0	0	0
Kidnapping/Abduction	5	4	2	0
Forcible Rape	5	0	0	0
Forcible Sodomy	0	0	0	0
Sexual Assault W/Object	1	0	0	0
Forcible Fondling	8	1	0	0
Incest	0	0	0	0
Statutory Rape	3	3	3	0
Aggravated Assault	41	29	34	0
Simple Assault	300	233	128	7
Intimidation	196	141	32	0
Stalking	5	3	2	0
Commercial Sex Acts	0	0	0	0
Involuntary Servitude	0	0	0	0
Crimes Against Property				
Arson	0	0	0	0
Bribery	0	0	0	0
Burglary	116	13	7	0
Counterfeiting/Forgery	42	10	4	0
Destruction/Damage/Vandalism	171	34	7	1
Embezzlement	18	14	9	0
Extortion/Blackmail	0	0	0	0
Fraud - False Pretenses	37	19	13	0
Fraud - Credit Card/ATM	31	7	3	0
Fraud - Impersonation	26	17	9	0
Fraud - Welfare	0	0	0	0
Fraud - Wire	2	0	0	0
Motor Vehicle Theft	33	12	7	1
Robbery	8	2	1	0
Stolen Property Offenses	2	2	0	1
Theft - Pocket-picking	1	0	2	0
Theft - Purse Snatching	0	0	0	0
Theft - Shoplifting	224	173	176	11
Theft From Building	193	74	37	0
Theft From Coin Machine	1	0	0	0
Theft From Motor Vehicle	107	7	3	0
Theft of Motor Vehicle Parts	41	3	4	0
Theft - All Other Larceny	100	21	18	1
Crimes Against Society				
Drug/Narcotic Violations	71	60	54	4
Drug/Narcotic Equipment Violations	49	45	24	1
Gambling - Betting/Wagering	0	0	0	0
Gambling - Operating/Promoting	0	0	0	0
Gambling - Equipment Violations	0	0	0	0
Gambling - Sports Tampering	0	0	0	0
Pornography/Obscene Material	3	1	0	0
Prostitution	1	1	1	0
Prostitution Assisting/Promoting	0	0	0	0
Purchasing Prostitution	0	0	0	0
Weapon Law Violations	6	6	3	1
Total Group A Offenses	1,848	936	584	28



Dover Police Department - 2013

2012 Population Estimate	1,420
Offense Overview	
Offense Total	70
Number Cleared	37
Percent Cleared	52.86 %
Group A Crimes per 100,000 population	4,929.6
Arrest Overview	
Total Arrests	59
Adult Arrests	59
Juvenile Arrests	0
Unknown Age	0
Arrests per 100,000 population	4,154.9
Average number offenses/incident	1.21

Domestic Violence Victims		
Offense	Reported	Cleared
Murder	0	0
Aggravated Assault	0	0
Simple Assault	8	5
Intimidation	0	0
Stalking	0	0
Forcible Rape	0	0
Forcible Sodomy	0	0
Sexual Assault W/Object	0	0
Forcible Fondling	0	0
Incest	0	0
Statutory Rape	0	0
Kidnapping/Abduction	0	0
Total	8	5

TIBRS Group B Arrests		
Offense	Adult	Juvenile
Bad Checks	0	0
Curfew/Vagrancy	0	0
Disorderly Conduct	0	0
DUI	20	0
Drunkenness	3	0
Family-Non Violent	0	0
Liquor Law Violations	6	0
Peeping Tom	0	0
Trespass	1	0
All Other Offenses	6	0
Total Group B	36	0

TIBRS Group A Offenses	Offenses		Arrests	
	Reported	Cleared	Adult	Juvenile
Crimes Against Persons				
Murder	0	0	0	0
Negligent Manslaughter	0	0	0	0
Kidnapping/Abduction	0	0	0	0
Forcible Rape	0	0	0	0
Forcible Sodomy	0	0	0	0
Sexual Assault W/Object	0	0	0	0
Forcible Fondling	0	0	0	0
Incest	0	0	0	0
Statutory Rape	0	0	0	0
Aggravated Assault	3	2	2	0
Simple Assault	10	7	6	0
Intimidation	1	0	0	0
Stalking	0	0	0	0
Commercial Sex Acts	0	0	0	0
Involuntary Servitude	0	0	0	0
Crimes Against Property				
Arson	0	0	0	0
Bribery	0	0	0	0
Burglary	3	2	1	0
Counterfeiting/Forgery	6	2	0	0
Destruction/Damage/Vandalism	8	2	0	0
Embezzlement	1	0	0	0
Extortion/Blackmail	0	0	0	0
Fraud - False Pretenses	4	2	2	0
Fraud - Credit Card/ATM	3	0	0	0
Fraud - Impersonation	0	0	0	0
Fraud - Welfare	0	0	0	0
Fraud - Wire	0	0	0	0
Motor Vehicle Theft	1	0	0	0
Robbery	0	0	0	0
Stolen Property Offenses	0	0	0	0
Theft - Pocket-picking	0	0	0	0
Theft - Purse Snatching	0	0	0	0
Theft - Shoplifting	3	1	0	0
Theft From Building	5	3	2	0
Theft From Coin Machine	0	0	0	0
Theft From Motor Vehicle	3	0	0	0
Theft of Motor Vehicle Parts	0	0	0	0
Theft - All Other Larceny	4	1	1	0
Crimes Against Society				
Drug/Narcotic Violations	8	8	8	0
Drug/Narcotic Equipment Violations	6	6	0	0
Gambling - Betting/Wagering	0	0	0	0
Gambling - Operating/Promoting	0	0	0	0
Gambling - Equipment Violations	0	0	0	0
Gambling - Sports Tampering	0	0	0	0
Pornography/Obscene Material	0	0	0	0
Prostitution	0	0	0	0
Prostitution Assisting/Promoting	0	0	0	0
Purchasing Prostitution	0	0	0	0
Weapon Law Violations	1	1	1	0
Total Group A Offenses	70	37	23	0



Dresden Police Department - 2013

2012 Population Estimate	2,966
Offense Overview	
Offense Total	226
Number Cleared	128
Percent Cleared	56.64 %
Group A Crimes per 100,000 population	7,619.7
Arrest Overview	
Total Arrests	199
Adult Arrests	194
Juvenile Arrests	5
Unknown Age	0
Arrests per 100,000 population	6,709.4
Average number offenses/incident	1.11

Domestic Violence Victims		
Offense	Reported	Cleared
Murder	0	0
Aggravated Assault	0	0
Simple Assault	19	13
Intimidation	3	0
Stalking	0	0
Forcible Rape	0	0
Forcible Sodomy	0	0
Sexual Assault W/Object	0	0
Forcible Fondling	0	0
Incest	0	0
Statutory Rape	0	0
Kidnapping/Abduction	0	0
Total	22	13

TIBRS Group B Arrests		
Offense	Adult	Juvenile
Bad Checks	0	0
Curfew/Vagrancy	0	0
Disorderly Conduct	5	0
DUI	39	0
Drunkenness	22	0
Family-Non Violent	0	0
Liquor Law Violations	8	1
Peeping Tom	0	0
Trespass	2	0
All Other Offenses	2	0
Total Group B	78	1

TIBRS Group A Offenses	Offenses		Arrests	
	Reported	Cleared	Adult	Juvenile
Crimes Against Persons				
Murder	0	0	0	0
Negligent Manslaughter	0	0	0	0
Kidnapping/Abduction	0	0	0	0
Forcible Rape	0	0	0	0
Forcible Sodomy	0	0	0	0
Sexual Assault W/Object	0	0	0	0
Forcible Fondling	0	0	0	0
Incest	0	0	0	0
Statutory Rape	0	0	0	0
Aggravated Assault	4	4	3	0
Simple Assault	33	17	16	1
Intimidation	7	0	0	0
Stalking	0	0	0	0
Commercial Sex Acts	0	0	0	0
Involuntary Servitude	0	0	0	0
Crimes Against Property				
Arson	0	0	0	0
Bribery	0	0	0	0
Burglary	15	2	2	0
Counterfeiting/Forgery	1	0	0	0
Destruction/Damage/Vandalism	19	1	1	0
Embezzlement	0	0	0	0
Extortion/Blackmail	0	0	0	0
Fraud - False Pretenses	12	3	5	0
Fraud - Credit Card/ATM	2	0	0	0
Fraud - Impersonation	2	0	0	0
Fraud - Welfare	0	0	0	0
Fraud - Wire	0	0	0	0
Motor Vehicle Theft	3	1	1	0
Robbery	0	0	0	0
Stolen Property Offenses	0	0	0	0
Theft - Pocket-picking	0	0	0	0
Theft - Purse Snatching	0	0	0	0
Theft - Shoplifting	10	9	7	2
Theft From Building	14	3	3	0
Theft From Coin Machine	0	0	0	0
Theft From Motor Vehicle	10	5	5	0
Theft of Motor Vehicle Parts	5	0	0	0
Theft - All Other Larceny	8	2	2	0
Crimes Against Society				
Drug/Narcotic Violations	63	63	68	1
Drug/Narcotic Equipment Violations	17	17	2	0
Gambling - Betting/Wagering	0	0	0	0
Gambling - Operating/Promoting	0	0	0	0
Gambling - Equipment Violations	0	0	0	0
Gambling - Sports Tampering	0	0	0	0
Pornography/Obscene Material	0	0	0	0
Prostitution	0	0	0	0
Prostitution Assisting/Promoting	0	0	0	0
Purchasing Prostitution	0	0	0	0
Weapon Law Violations	1	1	1	0
Total Group A Offenses	226	128	116	4



Dunlap Police Department - 2013

2012 Population Estimate	4,958
Offense Overview	
Offense Total	438
Number Cleared	218
Percent Cleared	49.77 %
Group A Crimes per 100,000 population	8,834.2
Arrest Overview	
Total Arrests	434
Adult Arrests	409
Juvenile Arrests	25
Unknown Age	0
Arrests per 100,000 population	8,753.5
Average number offenses/incident	1.10

Domestic Violence Victims		
Offense	Reported	Cleared
Murder	0	0
Aggravated Assault	7	7
Simple Assault	34	29
Intimidation	6	4
Stalking	0	0
Forcible Rape	1	1
Forcible Sodomy	0	0
Sexual Assault W/Object	0	0
Forcible Fondling	0	0
Incest	0	0
Statutory Rape	0	0
Kidnapping/Abduction	0	0
Total	48	41

TIBRS Group B Arrests		
Offense	Adult	Juvenile
Bad Checks	0	0
Curfew/Vagrancy	0	0
Disorderly Conduct	21	0
DUI	26	0
Drunkenness	51	0
Family-Non Violent	0	0
Liquor Law Violations	2	0
Peeping Tom	0	0
Trespass	8	0
All Other Offenses	118	1
Total Group B	226	1

	Offenses		Arrests	
	Reported	Cleared	Adult	Juvenile
TIBRS Group A Offenses				
Crimes Against Persons				
Murder	0	0	0	0
Negligent Manslaughter	0	0	0	0
Kidnapping/Abduction	0	0	0	0
Forcible Rape	1	1	1	0
Forcible Sodomy	0	0	0	0
Sexual Assault W/Object	0	0	0	0
Forcible Fondling	5	2	2	0
Incest	0	0	0	0
Statutory Rape	0	0	0	0
Aggravated Assault	20	17	14	0
Simple Assault	61	51	35	4
Intimidation	14	7	4	0
Stalking	1	0	0	0
Commercial Sex Acts	0	0	0	0
Involuntary Servitude	0	0	0	0
Crimes Against Property				
Arson	0	0	0	0
Bribery	0	0	0	0
Burglary	30	10	6	5
Counterfeiting/Forgery	20	6	6	0
Destruction/Damage/Vandalism	59	7	7	0
Embezzlement	0	0	0	0
Extortion/Blackmail	0	0	0	0
Fraud - False Pretenses	1	1	1	0
Fraud - Credit Card/ATM	4	0	0	0
Fraud - Impersonation	1	1	1	0
Fraud - Welfare	0	0	0	0
Fraud - Wire	0	0	0	0
Motor Vehicle Theft	17	6	3	4
Robbery	3	2	1	0
Stolen Property Offenses	0	0	0	0
Theft - Pocket-picking	0	0	0	0
Theft - Purse Snatching	0	0	0	0
Theft - Shoplifting	67	62	64	6
Theft From Building	63	11	12	1
Theft From Coin Machine	1	0	0	0
Theft From Motor Vehicle	29	3	0	4
Theft of Motor Vehicle Parts	1	1	1	0
Theft - All Other Larceny	14	4	7	0
Crimes Against Society				
Drug/Narcotic Violations	18	18	15	0
Drug/Narcotic Equipment Violations	6	6	2	0
Gambling - Betting/Wagering	0	0	0	0
Gambling - Operating/Promoting	0	0	0	0
Gambling - Equipment Violations	0	0	0	0
Gambling - Sports Tampering	0	0	0	0
Pornography/Obscene Material	0	0	0	0
Prostitution	0	0	0	0
Prostitution Assisting/Promoting	0	0	0	0
Purchasing Prostitution	0	0	0	0
Weapon Law Violations	2	2	1	0
Total Group A Offenses	438	218	183	24



Dyer Police Department - 2013

2012 Population Estimate	2,310
Offense Overview	
Offense Total	131
Number Cleared	46
Percent Cleared	35.11 %
Group A Crimes per 100,000 population	5,671.0
Arrest Overview	
Total Arrests	53
Adult Arrests	48
Juvenile Arrests	5
Unknown Age	0
Arrests per 100,000 population	2,294.4
Average number offenses/incident	1.19

Domestic Violence Victims		
Offense	Reported	Cleared
Murder	0	0
Aggravated Assault	4	3
Simple Assault	14	6
Intimidation	4	0
Stalking	0	0
Forcible Rape	0	0
Forcible Sodomy	0	0
Sexual Assault W/Object	0	0
Forcible Fondling	0	0
Incest	0	0
Statutory Rape	0	0
Kidnapping/Abduction	0	0
Total	22	9

TIBRS Group B Arrests		
Offense	Adult	Juvenile
Bad Checks	0	0
Curfew/Vagrancy	0	0
Disorderly Conduct	0	0
DUI	4	0
Drunkenness	1	2
Family-Non Violent	0	0
Liquor Law Violations	3	0
Peeping Tom	0	0
Trespass	0	0
All Other Offenses	7	0
Total Group B	15	2

TIBRS Group A Offenses	Offenses		Arrests	
	Reported	Cleared	Adult	Juvenile
Crimes Against Persons				
Murder	0	0	0	0
Negligent Manslaughter	0	0	0	0
Kidnapping/Abduction	0	0	0	0
Forcible Rape	0	0	0	0
Forcible Sodomy	0	0	0	0
Sexual Assault W/Object	1	1	1	0
Forcible Fondling	1	0	0	0
Incest	0	0	0	0
Statutory Rape	0	0	0	0
Aggravated Assault	23	14	9	1
Simple Assault	21	8	8	0
Intimidation	8	0	0	0
Stalking	0	0	0	0
Commercial Sex Acts	0	0	0	0
Involuntary Servitude	0	0	0	0
Crimes Against Property				
Arson	0	0	0	0
Bribery	0	0	0	0
Burglary	9	0	0	0
Counterfeiting/Forgery	9	8	8	0
Destruction/Damage/Vandalism	14	2	0	1
Embezzlement	0	0	0	0
Extortion/Blackmail	0	0	0	0
Fraud - False Pretenses	6	5	1	0
Fraud - Credit Card/ATM	0	0	0	0
Fraud - Impersonation	0	0	0	0
Fraud - Welfare	0	0	0	0
Fraud - Wire	0	0	0	0
Motor Vehicle Theft	2	0	0	0
Robbery	0	0	0	0
Stolen Property Offenses	0	0	0	0
Theft - Pocket-picking	0	0	0	0
Theft - Purse Snatching	0	0	0	0
Theft - Shoplifting	5	3	3	0
Theft From Building	13	1	1	0
Theft From Coin Machine	0	0	0	0
Theft From Motor Vehicle	5	0	0	0
Theft of Motor Vehicle Parts	0	0	0	0
Theft - All Other Larceny	9	0	0	0
Crimes Against Society				
Drug/Narcotic Violations	3	3	1	1
Drug/Narcotic Equipment Violations	0	0	0	0
Gambling - Betting/Wagering	0	0	0	0
Gambling - Operating/Promoting	0	0	0	0
Gambling - Equipment Violations	0	0	0	0
Gambling - Sports Tampering	0	0	0	0
Pornography/Obscene Material	0	0	0	0
Prostitution	0	0	0	0
Prostitution Assisting/Promoting	0	0	0	0
Purchasing Prostitution	0	0	0	0
Weapon Law Violations	2	1	1	0
Total Group A Offenses	131	46	33	3



Dyersburg Police Department - 2013

2012 Population Estimate	17,043
Offense Overview	
Offense Total	3,335
Number Cleared	1,069
Percent Cleared	32.05 %
Group A Crimes per 100,000 population	19,568.2
Arrest Overview	
Total Arrests	1,895
Adult Arrests	1,634
Juvenile Arrests	261
Unknown Age	0
Arrests per 100,000 population	11,118.9
Average number offenses/incident	1.17

Domestic Violence Victims		
Offense	Reported	Cleared
Murder	0	0
Aggravated Assault	101	73
Simple Assault	408	201
Intimidation	29	2
Stalking	0	0
Forcible Rape	4	0
Forcible Sodomy	0	0
Sexual Assault W/Object	0	0
Forcible Fondling	4	2
Incest	1	0
Statutory Rape	2	0
Kidnapping/Abduction	15	10
Total	564	288

TIBRS Group B Arrests		
Offense	Adult	Juvenile
Bad Checks	1	0
Curfew/Vagrancy	0	19
Disorderly Conduct	54	18
DUI	43	0
Drunkenness	108	1
Family-Non Violent	2	0
Liquor Law Violations	30	11
Peeping Tom	0	0
Trespass	21	13
All Other Offenses	572	57
Total Group B	831	119

TIBRS Group A Offenses	Offenses		Arrests	
	Reported	Cleared	Adult	Juvenile
Crimes Against Persons				
Murder	1	0	0	0
Negligent Manslaughter	0	0	0	0
Kidnapping/Abduction	21	15	6	0
Forcible Rape	9	2	0	1
Forcible Sodomy	0	0	0	0
Sexual Assault W/Object	0	0	0	0
Forcible Fondling	12	4	1	2
Incest	1	0	0	0
Statutory Rape	2	0	0	0
Aggravated Assault	220	107	70	7
Simple Assault	698	272	195	21
Intimidation	127	11	7	0
Stalking	0	0	0	0
Commercial Sex Acts	0	0	0	0
Involuntary Servitude	0	0	0	0
Crimes Against Property				
Arson	10	2	1	0
Bribery	0	0	0	0
Burglary	279	31	17	9
Counterfeiting/Forgery	40	5	3	0
Destruction/Damage/Vandalism	392	62	31	5
Embezzlement	11	4	3	0
Extortion/Blackmail	0	0	0	0
Fraud - False Pretenses	77	7	8	0
Fraud - Credit Card/ATM	47	3	4	0
Fraud - Impersonation	24	14	5	1
Fraud - Welfare	0	0	0	0
Fraud - Wire	0	0	0	0
Motor Vehicle Theft	31	8	7	0
Robbery	34	6	5	5
Stolen Property Offenses	0	0	0	0
Theft - Pocket-picking	0	0	0	0
Theft - Purse Snatching	0	0	0	0
Theft - Shoplifting	295	190	189	42
Theft From Building	182	24	14	9
Theft From Coin Machine	2	0	0	0
Theft From Motor Vehicle	174	12	7	10
Theft of Motor Vehicle Parts	40	1	0	0
Theft - All Other Larceny	260	24	21	6
Crimes Against Society				
Drug/Narcotic Violations	263	212	179	22
Drug/Narcotic Equipment Violations	58	37	21	1
Gambling - Betting/Wagering	0	0	0	0
Gambling - Operating/Promoting	0	0	0	0
Gambling - Equipment Violations	0	0	0	0
Gambling - Sports Tampering	0	0	0	0
Pornography/Obscene Material	0	0	0	0
Prostitution	2	2	1	0
Prostitution Assisting/Promoting	2	1	1	0
Purchasing Prostitution	0	0	0	0
Weapon Law Violations	21	13	7	1
Total Group A Offenses	3,335	1,069	803	142



2012 Population Estimate	616
Offense Overview	
Offense Total	7
Number Cleared	3
Percent Cleared	42.86 %
Group A Crimes per 100,000 population	1,136.4
Arrest Overview	
Total Arrests	4
Adult Arrests	4
Juvenile Arrests	0
Unknown Age	0
Arrests per 100,000 population	649.4
Average number offenses/incident	1.00

Domestic Violence Victims		
Offense	Reported	Cleared
Murder	0	0
Aggravated Assault	0	0
Simple Assault	0	0
Intimidation	0	0
Stalking	0	0
Forcible Rape	0	0
Forcible Sodomy	0	0
Sexual Assault W/Object	0	0
Forcible Fondling	0	0
Incest	0	0
Statutory Rape	0	0
Kidnapping/Abduction	0	0
Total	0	0

TIBRS Group B Arrests		
Offense	Adult	Juvenile
Bad Checks	0	0
Curfew/Vagrancy	0	0
Disorderly Conduct	0	0
DUI	1	0
Drunkenness	0	0
Family-Non Violent	0	0
Liquor Law Violations	0	0
Peeping Tom	0	0
Trespass	0	0
All Other Offenses	1	0
Total Group B	2	0

TIBRS Group A Offenses	Offenses		Arrests	
	Reported	Cleared	Adult	Juvenile
Crimes Against Persons				
Murder	0	0	0	0
Negligent Manslaughter	0	0	0	0
Kidnapping/Abduction	0	0	0	0
Forcible Rape	0	0	0	0
Forcible Sodomy	0	0	0	0
Sexual Assault W/Object	0	0	0	0
Forcible Fondling	0	0	0	0
Incest	0	0	0	0
Statutory Rape	0	0	0	0
Aggravated Assault	0	0	0	0
Simple Assault	0	0	0	0
Intimidation	0	0	0	0
Stalking	0	0	0	0
Commercial Sex Acts	0	0	0	0
Involuntary Servitude	0	0	0	0
Crimes Against Property				
Arson	0	0	0	0
Bribery	0	0	0	0
Burglary	1	0	0	0
Counterfeiting/Forgery	0	0	0	0
Destruction/Damage/Vandalism	1	0	0	0
Embezzlement	0	0	0	0
Extortion/Blackmail	0	0	0	0
Fraud - False Pretenses	0	0	0	0
Fraud - Credit Card/ATM	0	0	0	0
Fraud - Impersonation	1	0	0	0
Fraud - Welfare	0	0	0	0
Fraud - Wire	0	0	0	0
Motor Vehicle Theft	0	0	0	0
Robbery	0	0	0	0
Stolen Property Offenses	0	0	0	0
Theft - Pocket-picking	0	0	0	0
Theft - Purse Snatching	0	0	0	0
Theft - Shoplifting	0	0	0	0
Theft From Building	0	0	0	0
Theft From Coin Machine	0	0	0	0
Theft From Motor Vehicle	0	0	0	0
Theft of Motor Vehicle Parts	0	0	0	0
Theft - All Other Larceny	0	0	0	0
Crimes Against Society				
Drug/Narcotic Violations	3	3	2	0
Drug/Narcotic Equipment Violations	1	0	0	0
Gambling - Betting/Wagering	0	0	0	0
Gambling - Operating/Promoting	0	0	0	0
Gambling - Equipment Violations	0	0	0	0
Gambling - Sports Tampering	0	0	0	0
Pornography/Obscene Material	0	0	0	0
Prostitution	0	0	0	0
Prostitution Assisting/Promoting	0	0	0	0
Purchasing Prostitution	0	0	0	0
Weapon Law Violations	0	0	0	0
Total Group A Offenses	7	3	2	0



East Ridge Police Department - 2013

2012 Population Estimate	21,291
Offense Overview	
Offense Total	2,230
Number Cleared	685
Percent Cleared	30.72 %
Group A Crimes per 100,000 population	10,473.9
Arrest Overview	
Total Arrests	1,094
Adult Arrests	1,047
Juvenile Arrests	47
Unknown Age	0
Arrests per 100,000 population	5,138.3
Average number offenses/incident	1.13

Domestic Violence Victims		
Offense	Reported	Cleared
Murder	2	2
Aggravated Assault	55	36
Simple Assault	217	118
Intimidation	16	4
Stalking	2	1
Forcible Rape	4	0
Forcible Sodomy	0	0
Sexual Assault W/Object	0	0
Forcible Fondling	2	0
Incest	0	0
Statutory Rape	1	0
Kidnapping/Abduction	5	5
Total	304	166

TIBRS Group B Arrests		
Offense	Adult	Juvenile
Bad Checks	24	0
Curfew/Vagrancy	0	0
Disorderly Conduct	11	7
DUI	36	1
Drunkenness	49	1
Family-Non Violent	2	1
Liquor Law Violations	4	0
Peeping Tom	0	0
Trespass	12	1
All Other Offenses	387	1
Total Group B	525	12

TIBRS Group A Offenses	Offenses		Arrests	
	Reported	Cleared	Adult	Juvenile
Crimes Against Persons				
Murder	2	2	0	0
Negligent Manslaughter	0	0	0	0
Kidnapping/Abduction	7	6	7	0
Forcible Rape	9	0	0	0
Forcible Sodomy	0	0	0	0
Sexual Assault W/Object	0	0	0	0
Forcible Fondling	6	3	2	0
Incest	0	0	0	0
Statutory Rape	2	1	1	0
Aggravated Assault	105	61	46	2
Simple Assault	312	150	115	10
Intimidation	65	17	9	0
Stalking	9	2	1	0
Commercial Sex Acts	0	0	0	0
Involuntary Servitude	0	0	0	0
Crimes Against Property				
Arson	6	3	2	0
Bribery	0	0	0	0
Burglary	242	39	27	2
Counterfeiting/Forgery	78	11	8	0
Destruction/Damage/Vandalism	76	28	15	1
Embezzlement	9	6	4	1
Extortion/Blackmail	1	0	0	0
Fraud - False Pretenses	82	22	13	1
Fraud - Credit Card/ATM	27	0	0	0
Fraud - Impersonation	30	8	7	0
Fraud - Welfare	0	0	0	0
Fraud - Wire	4	0	0	0
Motor Vehicle Theft	115	17	16	0
Robbery	36	7	5	0
Stolen Property Offenses	22	21	21	1
Theft - Pocket-picking	0	0	0	0
Theft - Purse Snatching	1	0	0	0
Theft - Shoplifting	131	64	65	5
Theft From Building	153	15	20	1
Theft From Coin Machine	6	2	2	0
Theft From Motor Vehicle	225	18	17	0
Theft of Motor Vehicle Parts	103	9	3	0
Theft - All Other Larceny	196	13	14	1
Crimes Against Society				
Drug/Narcotic Violations	81	75	64	9
Drug/Narcotic Equipment Violations	61	57	23	1
Gambling - Betting/Wagering	0	0	0	0
Gambling - Operating/Promoting	1	1	2	0
Gambling - Equipment Violations	1	1	0	0
Gambling - Sports Tampering	0	0	0	0
Pornography/Obscene Material	0	0	0	0
Prostitution	4	4	3	0
Prostitution Assisting/Promoting	1	1	1	0
Purchasing Prostitution	0	0	0	0
Weapon Law Violations	21	21	9	0
Total Group A Offenses	2,230	685	522	35



Elizabethton Police Department - 2013

2012 Population Estimate **14,204**

Offense Overview

Offense Total 1,410
 Number Cleared 698
 Percent Cleared 49.50 %
 Group A Crimes per 100,000
 population 9,926.8

Arrest Overview

Total Arrests 847
 Adult Arrests 805
 Juvenile Arrests 42
 Unknown Age 7
 Arrests per 100,000 population 5,963.1
 Average number offenses/incident 1.19

Domestic Violence Victims		
Offense	Reported	Cleared
Murder	1	1
Aggravated Assault	19	14
Simple Assault	64	30
Intimidation	19	5
Stalking	0	0
Forcible Rape	0	0
Forcible Sodomy	0	0
Sexual Assault W/Object	0	0
Forcible Fondling	1	0
Incest	0	0
Statutory Rape	0	0
Kidnapping/Abduction	3	2
Total	107	52

TIBRS Group B Arrests		
Offense	Adult	Juvenile
Bad Checks	1	0
Curfew/Vagrancy	0	0
Disorderly Conduct	6	1
DUI	74	0
Drunkenness	37	0
Family-Non Violent	5	0
Liquor Law Violations	20	2
Peeping Tom	0	0
Trespass	10	5
All Other Offenses	128	1
Total Group B	281	9

TIBRS Group A Offenses	Offenses		Arrests	
	Reported	Cleared	Adult	Juvenile
Crimes Against Persons				
Murder	1	1	0	0
Negligent Manslaughter	0	0	0	0
Kidnapping/Abduction	3	2	2	0
Forcible Rape	0	0	0	0
Forcible Sodomy	0	0	0	0
Sexual Assault W/Object	0	0	0	0
Forcible Fondling	4	3	2	1
Incest	0	0	0	0
Statutory Rape	0	0	0	0
Aggravated Assault	38	22	19	1
Simple Assault	100	43	30	1
Intimidation	116	26	15	1
Stalking	0	0	0	0
Commercial Sex Acts	0	0	0	0
Involuntary Servitude	0	0	0	0
Crimes Against Property				
Arson	0	0	0	0
Bribery	0	0	0	0
Burglary	87	23	12	2
Counterfeiting/Forgery	31	18	12	1
Destruction/Damage/Vandalism	97	18	10	0
Embezzlement	7	5	4	0
Extortion/Blackmail	0	0	0	0
Fraud - False Pretenses	55	36	13	0
Fraud - Credit Card/ATM	41	26	9	0
Fraud - Impersonation	19	16	13	0
Fraud - Welfare	0	0	0	0
Fraud - Wire	0	0	0	0
Motor Vehicle Theft	21	9	3	1
Robbery	3	2	3	0
Stolen Property Offenses	3	3	3	0
Theft - Pocket-picking	0	0	0	0
Theft - Purse Snatching	1	0	0	0
Theft - Shoplifting	257	190	205	10
Theft From Building	31	11	7	1
Theft From Coin Machine	1	0	0	0
Theft From Motor Vehicle	116	13	4	0
Theft of Motor Vehicle Parts	2	0	0	0
Theft - All Other Larceny	185	45	31	5
Crimes Against Society				
Drug/Narcotic Violations	107	104	102	8
Drug/Narcotic Equipment Violations	69	67	18	0
Gambling - Betting/Wagering	0	0	0	0
Gambling - Operating/Promoting	0	0	0	0
Gambling - Equipment Violations	0	0	0	0
Gambling - Sports Tampering	0	0	0	0
Pornography/Obscene Material	0	0	0	0
Prostitution	1	1	1	0
Prostitution Assisting/Promoting	0	0	0	0
Purchasing Prostitution	0	0	0	0
Weapon Law Violations	14	14	6	1
Total Group A Offenses	1,410	698	524	33



Elkton Police Department - 2013

2012 Population Estimate	571
Offense Overview	
Offense Total	6
Number Cleared	6
Percent Cleared	100.00 %
Group A Crimes per 100,000 population	1,050.8
Arrest Overview	
Total Arrests	9
Adult Arrests	9
Juvenile Arrests	0
Unknown Age	0
Arrests per 100,000 population	1,576.2
Average number offenses/incident	1.20

Domestic Violence Victims		
Offense	Reported	Cleared
Murder	0	0
Aggravated Assault	0	0
Simple Assault	0	0
Intimidation	0	0
Stalking	0	0
Forcible Rape	0	0
Forcible Sodomy	0	0
Sexual Assault W/Object	0	0
Forcible Fondling	0	0
Incest	0	0
Statutory Rape	0	0
Kidnapping/Abduction	0	0
Total	0	0

TIBRS Group B Arrests		
Offense	Adult	Juvenile
Bad Checks	0	0
Curfew/Vagrancy	0	0
Disorderly Conduct	0	0
DUI	3	0
Drunkenness	0	0
Family-Non Violent	0	0
Liquor Law Violations	1	0
Peeping Tom	0	0
Trespass	0	0
All Other Offenses	0	0
Total Group B	4	0

TIBRS Group A Offenses	Offenses		Arrests	
	Reported	Cleared	Adult	Juvenile
Crimes Against Persons				
Murder	0	0	0	0
Negligent Manslaughter	0	0	0	0
Kidnapping/Abduction	0	0	0	0
Forcible Rape	0	0	0	0
Forcible Sodomy	0	0	0	0
Sexual Assault W/Object	0	0	0	0
Forcible Fondling	0	0	0	0
Incest	0	0	0	0
Statutory Rape	0	0	0	0
Aggravated Assault	0	0	0	0
Simple Assault	0	0	0	0
Intimidation	0	0	0	0
Stalking	0	0	0	0
Commercial Sex Acts	0	0	0	0
Involuntary Servitude	0	0	0	0
Crimes Against Property				
Arson	0	0	0	0
Bribery	0	0	0	0
Burglary	0	0	0	0
Counterfeiting/Forgery	0	0	0	0
Destruction/Damage/Vandalism	0	0	0	0
Embezzlement	0	0	0	0
Extortion/Blackmail	0	0	0	0
Fraud - False Pretenses	0	0	0	0
Fraud - Credit Card/ATM	0	0	0	0
Fraud - Impersonation	0	0	0	0
Fraud - Welfare	0	0	0	0
Fraud - Wire	0	0	0	0
Motor Vehicle Theft	0	0	0	0
Robbery	0	0	0	0
Stolen Property Offenses	0	0	0	0
Theft - Pocket-picking	0	0	0	0
Theft - Purse Snatching	0	0	0	0
Theft - Shoplifting	0	0	0	0
Theft From Building	0	0	0	0
Theft From Coin Machine	0	0	0	0
Theft From Motor Vehicle	0	0	0	0
Theft of Motor Vehicle Parts	0	0	0	0
Theft - All Other Larceny	0	0	0	0
Crimes Against Society				
Drug/Narcotic Violations	4	4	4	0
Drug/Narcotic Equipment Violations	1	1	0	0
Gambling - Betting/Wagering	0	0	0	0
Gambling - Operating/Promoting	0	0	0	0
Gambling - Equipment Violations	0	0	0	0
Gambling - Sports Tampering	0	0	0	0
Pornography/Obscene Material	0	0	0	0
Prostitution	0	0	0	0
Prostitution Assisting/Promoting	0	0	0	0
Purchasing Prostitution	0	0	0	0
Weapon Law Violations	1	1	1	0
Total Group A Offenses	6	6	5	0



Englewood Police Department - 2013

2012 Population Estimate	1,532
Offense Overview	
Offense Total	142
Number Cleared	103
Percent Cleared	72.54 %
Group A Crimes per 100,000 population	9,268.9
Arrest Overview	
Total Arrests	107
Adult Arrests	107
Juvenile Arrests	0
Unknown Age	0
Arrests per 100,000 population	6,984.3
Average number offenses/incident	1.28

Domestic Violence Victims		
Offense	Reported	Cleared
Murder	0	0
Aggravated Assault	2	2
Simple Assault	7	6
Intimidation	0	0
Stalking	0	0
Forcible Rape	0	0
Forcible Sodomy	0	0
Sexual Assault W/Object	0	0
Forcible Fondling	0	0
Incest	0	0
Statutory Rape	0	0
Kidnapping/Abduction	0	0
Total	9	8

TIBRS Group B Arrests		
Offense	Adult	Juvenile
Bad Checks	0	0
Curfew/Vagrancy	0	0
Disorderly Conduct	2	0
DUI	6	0
Drunkenness	1	0
Family-Non Violent	0	0
Liquor Law Violations	0	0
Peeping Tom	0	0
Trespass	0	0
All Other Offenses	6	0
Total Group B	15	0

TIBRS Group A Offenses	Offenses		Arrests	
	Reported	Cleared	Adult	Juvenile
Crimes Against Persons				
Murder	0	0	0	0
Negligent Manslaughter	0	0	0	0
Kidnapping/Abduction	0	0	0	0
Forcible Rape	0	0	0	0
Forcible Sodomy	0	0	0	0
Sexual Assault W/Object	0	0	0	0
Forcible Fondling	0	0	0	0
Incest	0	0	0	0
Statutory Rape	0	0	0	0
Aggravated Assault	4	2	2	0
Simple Assault	11	8	8	0
Intimidation	1	0	0	0
Stalking	0	0	0	0
Commercial Sex Acts	0	0	0	0
Involuntary Servitude	0	0	0	0
Crimes Against Property				
Arson	0	0	0	0
Bribery	0	0	0	0
Burglary	4	1	1	0
Counterfeiting/Forgery	2	0	0	0
Destruction/Damage/Vandalism	8	0	0	0
Embezzlement	0	0	0	0
Extortion/Blackmail	0	0	0	0
Fraud - False Pretenses	3	1	2	0
Fraud - Credit Card/ATM	0	0	0	0
Fraud - Impersonation	4	3	1	0
Fraud - Welfare	0	0	0	0
Fraud - Wire	0	0	0	0
Motor Vehicle Theft	3	0	0	0
Robbery	0	0	0	0
Stolen Property Offenses	0	0	0	0
Theft - Pocket-picking	0	0	0	0
Theft - Purse Snatching	0	0	0	0
Theft - Shoplifting	1	1	1	0
Theft From Building	7	2	1	0
Theft From Coin Machine	1	0	0	0
Theft From Motor Vehicle	1	0	0	0
Theft of Motor Vehicle Parts	0	0	0	0
Theft - All Other Larceny	6	0	0	0
Crimes Against Society				
Drug/Narcotic Violations	47	46	54	0
Drug/Narcotic Equipment Violations	39	39	22	0
Gambling - Betting/Wagering	0	0	0	0
Gambling - Operating/Promoting	0	0	0	0
Gambling - Equipment Violations	0	0	0	0
Gambling - Sports Tampering	0	0	0	0
Pornography/Obscene Material	0	0	0	0
Prostitution	0	0	0	0
Prostitution Assisting/Promoting	0	0	0	0
Purchasing Prostitution	0	0	0	0
Weapon Law Violations	0	0	0	0
Total Group A Offenses	142	103	92	0



Erin Police Department - 2013

2012 Population Estimate	1,324
Offense Overview	
Offense Total	68
Number Cleared	24
Percent Cleared	35.29 %
Group A Crimes per 100,000 population	5,136.0
Arrest Overview	
Total Arrests	40
Adult Arrests	37
Juvenile Arrests	3
Unknown Age	0
Arrests per 100,000 population	3,021.1
Average number offenses/incident	1.17

Domestic Violence Victims		
Offense	Reported	Cleared
Murder	0	0
Aggravated Assault	6	6
Simple Assault	6	5
Intimidation	1	0
Stalking	0	0
Forcible Rape	0	0
Forcible Sodomy	0	0
Sexual Assault W/Object	0	0
Forcible Fondling	0	0
Incest	0	0
Statutory Rape	0	0
Kidnapping/Abduction	0	0
Total	13	11

TIBRS Group B Arrests		
Offense	Adult	Juvenile
Bad Checks	0	0
Curfew/Vagrancy	0	0
Disorderly Conduct	1	1
DUI	9	0
Drunkenness	3	0
Family-Non Violent	0	0
Liquor Law Violations	6	0
Peeping Tom	0	0
Trespass	0	0
All Other Offenses	0	0
Total Group B	19	1

TIBRS Group A Offenses	Offenses		Arrests	
	Reported	Cleared	Adult	Juvenile
Crimes Against Persons				
Murder	0	0	0	0
Negligent Manslaughter	0	0	0	0
Kidnapping/Abduction	0	0	0	0
Forcible Rape	0	0	0	0
Forcible Sodomy	1	1	1	0
Sexual Assault W/Object	0	0	0	0
Forcible Fondling	0	0	0	0
Incest	0	0	0	0
Statutory Rape	0	0	0	0
Aggravated Assault	9	7	6	0
Simple Assault	13	7	6	1
Intimidation	4	0	0	0
Stalking	0	0	0	0
Commercial Sex Acts	0	0	0	0
Involuntary Servitude	0	0	0	0
Crimes Against Property				
Arson	0	0	0	0
Bribery	0	0	0	0
Burglary	4	0	0	0
Counterfeiting/Forgery	3	1	1	0
Destruction/Damage/Vandalism	6	0	0	0
Embezzlement	0	0	0	0
Extortion/Blackmail	0	0	0	0
Fraud - False Pretenses	0	0	0	0
Fraud - Credit Card/ATM	0	0	0	0
Fraud - Impersonation	1	0	0	0
Fraud - Welfare	0	0	0	0
Fraud - Wire	0	0	0	0
Motor Vehicle Theft	4	0	0	0
Robbery	0	0	0	0
Stolen Property Offenses	0	0	0	0
Theft - Pocket-picking	0	0	0	0
Theft - Purse Snatching	0	0	0	0
Theft - Shoplifting	3	0	0	0
Theft From Building	4	0	0	0
Theft From Coin Machine	0	0	0	0
Theft From Motor Vehicle	2	0	0	0
Theft of Motor Vehicle Parts	0	0	0	0
Theft - All Other Larceny	6	0	0	0
Crimes Against Society				
Drug/Narcotic Violations	3	3	3	0
Drug/Narcotic Equipment Violations	3	3	0	1
Gambling - Betting/Wagering	0	0	0	0
Gambling - Operating/Promoting	0	0	0	0
Gambling - Equipment Violations	0	0	0	0
Gambling - Sports Tampering	0	0	0	0
Pornography/Obscene Material	0	0	0	0
Prostitution	0	0	0	0
Prostitution Assisting/Promoting	0	0	0	0
Purchasing Prostitution	0	0	0	0
Weapon Law Violations	2	2	1	0
Total Group A Offenses	68	24	18	2



Erwin Police Department - 2013

2012 Population Estimate	6,048
Offense Overview	
Offense Total	274
Number Cleared	195
Percent Cleared	71.17 %
Group A Crimes per 100,000 population	4,530.4
Arrest Overview	
Total Arrests	212
Adult Arrests	192
Juvenile Arrests	20
Unknown Age	0
Arrests per 100,000 population	3,505.3
Average number offenses/incident	1.12

Domestic Violence Victims		
Offense	Reported	Cleared
Murder	3	3
Aggravated Assault	12	11
Simple Assault	36	29
Intimidation	17	9
Stalking	0	0
Forcible Rape	0	0
Forcible Sodomy	0	0
Sexual Assault W/Object	0	0
Forcible Fondling	0	0
Incest	0	0
Statutory Rape	0	0
Kidnapping/Abduction	0	0
Total	68	52

TIBRS Group B Arrests		
Offense	Adult	Juvenile
Bad Checks	2	0
Curfew/Vagrancy	0	0
Disorderly Conduct	2	2
DUI	19	0
Drunkenness	27	0
Family-Non Violent	3	0
Liquor Law Violations	4	2
Peeping Tom	0	0
Trespass	5	4
All Other Offenses	8	1
Total Group B	70	9

TIBRS Group A Offenses	Offenses		Arrests	
	Reported	Cleared	Adult	Juvenile
Crimes Against Persons				
Murder	3	3	0	0
Negligent Manslaughter	0	0	0	0
Kidnapping/Abduction	0	0	0	0
Forcible Rape	0	0	0	0
Forcible Sodomy	0	0	0	0
Sexual Assault W/Object	2	2	2	0
Forcible Fondling	1	1	1	0
Incest	0	0	0	0
Statutory Rape	0	0	0	0
Aggravated Assault	32	31	14	0
Simple Assault	58	48	26	1
Intimidation	39	19	8	0
Stalking	3	1	1	0
Commercial Sex Acts	0	0	0	0
Involuntary Servitude	0	0	0	0
Crimes Against Property				
Arson	0	0	0	0
Bribery	0	0	0	0
Burglary	7	3	1	3
Counterfeiting/Forgery	2	2	0	2
Destruction/Damage/Vandalism	23	11	3	4
Embezzlement	1	1	1	0
Extortion/Blackmail	0	0	0	0
Fraud - False Pretenses	5	3	3	0
Fraud - Credit Card/ATM	1	1	2	0
Fraud - Impersonation	1	1	0	0
Fraud - Welfare	0	0	0	0
Fraud - Wire	0	0	0	0
Motor Vehicle Theft	2	2	1	0
Robbery	1	1	1	0
Stolen Property Offenses	0	0	0	0
Theft - Pocket-picking	0	0	0	0
Theft - Purse Snatching	0	0	0	0
Theft - Shoplifting	11	11	11	1
Theft From Building	21	14	12	0
Theft From Coin Machine	3	0	0	0
Theft From Motor Vehicle	8	1	1	0
Theft of Motor Vehicle Parts	3	2	1	0
Theft - All Other Larceny	17	7	7	0
Crimes Against Society				
Drug/Narcotic Violations	14	14	14	0
Drug/Narcotic Equipment Violations	13	13	10	0
Gambling - Betting/Wagering	0	0	0	0
Gambling - Operating/Promoting	0	0	0	0
Gambling - Equipment Violations	0	0	0	0
Gambling - Sports Tampering	0	0	0	0
Pornography/Obscene Material	0	0	0	0
Prostitution	0	0	0	0
Prostitution Assisting/Promoting	1	1	1	0
Purchasing Prostitution	0	0	0	0
Weapon Law Violations	2	2	1	0
Total Group A Offenses	274	195	122	11



Estill Springs Police Department - 2013

2012 Population Estimate	2,025
Offense Overview	
Offense Total	93
Number Cleared	35
Percent Cleared	37.63 %
Group A Crimes per 100,000 population	4,592.6
Arrest Overview	
Total Arrests	49
Adult Arrests	48
Juvenile Arrests	1
Unknown Age	0
Arrests per 100,000 population	2,419.8
Average number offenses/incident	1.04

Domestic Violence Victims		
Offense	Reported	Cleared
Murder	0	0
Aggravated Assault	3	3
Simple Assault	10	10
Intimidation	4	1
Stalking	0	0
Forcible Rape	1	0
Forcible Sodomy	0	0
Sexual Assault W/Object	0	0
Forcible Fondling	0	0
Incest	0	0
Statutory Rape	0	0
Kidnapping/Abduction	0	0
Total	18	14

TIBRS Group B Arrests		
Offense	Adult	Juvenile
Bad Checks	0	0
Curfew/Vagrancy	0	0
Disorderly Conduct	0	0
DUI	7	0
Drunkenness	0	0
Family-Non Violent	0	0
Liquor Law Violations	0	0
Peeping Tom	0	0
Trespass	1	0
All Other Offenses	12	1
Total Group B	20	1

TIBRS Group A Offenses	Offenses		Arrests	
	Reported	Cleared	Adult	Juvenile
Crimes Against Persons				
Murder	0	0	0	0
Negligent Manslaughter	0	0	0	0
Kidnapping/Abduction	0	0	0	0
Forcible Rape	2	0	0	0
Forcible Sodomy	0	0	0	0
Sexual Assault W/Object	0	0	0	0
Forcible Fondling	1	0	0	0
Incest	0	0	0	0
Statutory Rape	0	0	0	0
Aggravated Assault	7	4	3	0
Simple Assault	11	10	8	0
Intimidation	10	1	0	0
Stalking	1	0	0	0
Commercial Sex Acts	0	0	0	0
Involuntary Servitude	0	0	0	0
Crimes Against Property				
Arson	0	0	0	0
Bribery	0	0	0	0
Burglary	5	1	1	0
Counterfeiting/Forgery	1	0	0	0
Destruction/Damage/Vandalism	8	1	0	0
Embezzlement	2	0	0	0
Extortion/Blackmail	0	0	0	0
Fraud - False Pretenses	1	0	0	0
Fraud - Credit Card/ATM	0	0	0	0
Fraud - Impersonation	0	0	0	0
Fraud - Welfare	0	0	0	0
Fraud - Wire	0	0	0	0
Motor Vehicle Theft	4	1	1	0
Robbery	1	0	0	0
Stolen Property Offenses	1	1	1	0
Theft - Pocket-picking	0	0	0	0
Theft - Purse Snatching	0	0	0	0
Theft - Shoplifting	0	0	0	0
Theft From Building	5	2	1	0
Theft From Coin Machine	0	0	0	0
Theft From Motor Vehicle	11	4	4	0
Theft of Motor Vehicle Parts	0	0	0	0
Theft - All Other Larceny	15	4	2	0
Crimes Against Society				
Drug/Narcotic Violations	4	3	4	0
Drug/Narcotic Equipment Violations	1	1	1	0
Gambling - Betting/Wagering	0	0	0	0
Gambling - Operating/Promoting	0	0	0	0
Gambling - Equipment Violations	0	0	0	0
Gambling - Sports Tampering	0	0	0	0
Pornography/Obscene Material	0	0	0	0
Prostitution	0	0	0	0
Prostitution Assisting/Promoting	0	0	0	0
Purchasing Prostitution	0	0	0	0
Weapon Law Violations	2	2	2	0
Total Group A Offenses	93	35	28	0



Ethridge Police Department - 2013

2012 Population Estimate	468
Offense Overview	
Offense Total	61
Number Cleared	12
Percent Cleared	19.67 %
Group A Crimes per 100,000 population	13,034.2
Arrest Overview	
Total Arrests	8
Adult Arrests	8
Juvenile Arrests	0
Unknown Age	0
Arrests per 100,000 population	1,709.4
Average number offenses/incident	1.30

Domestic Violence Victims		
Offense	Reported	Cleared
Murder	0	0
Aggravated Assault	3	3
Simple Assault	9	4
Intimidation	1	1
Stalking	0	0
Forcible Rape	0	0
Forcible Sodomy	0	0
Sexual Assault W/Object	0	0
Forcible Fondling	0	0
Incest	0	0
Statutory Rape	0	0
Kidnapping/Abduction	0	0
Total	13	8

TIBRS Group B Arrests		
Offense	Adult	Juvenile
Bad Checks	0	0
Curfew/Vagrancy	0	0
Disorderly Conduct	0	0
DUI	1	0
Drunkenness	0	0
Family-Non Violent	0	0
Liquor Law Violations	0	0
Peeping Tom	0	0
Trespass	0	0
All Other Offenses	0	0
Total Group B	1	0

TIBRS Group A Offenses	Offenses		Arrests	
	Reported	Cleared	Adult	Juvenile
Crimes Against Persons				
Murder	0	0	0	0
Negligent Manslaughter	0	0	0	0
Kidnapping/Abduction	0	0	0	0
Forcible Rape	0	0	0	0
Forcible Sodomy	0	0	0	0
Sexual Assault W/Object	0	0	0	0
Forcible Fondling	0	0	0	0
Incest	0	0	0	0
Statutory Rape	0	0	0	0
Aggravated Assault	6	3	3	0
Simple Assault	13	4	3	0
Intimidation	5	1	1	0
Stalking	0	0	0	0
Commercial Sex Acts	0	0	0	0
Involuntary Servitude	0	0	0	0
Crimes Against Property				
Arson	0	0	0	0
Bribery	0	0	0	0
Burglary	5	0	0	0
Counterfeiting/Forgery	0	0	0	0
Destruction/Damage/Vandalism	12	4	0	0
Embezzlement	0	0	0	0
Extortion/Blackmail	0	0	0	0
Fraud - False Pretenses	0	0	0	0
Fraud - Credit Card/ATM	0	0	0	0
Fraud - Impersonation	0	0	0	0
Fraud - Welfare	0	0	0	0
Fraud - Wire	0	0	0	0
Motor Vehicle Theft	3	0	0	0
Robbery	0	0	0	0
Stolen Property Offenses	0	0	0	0
Theft - Pocket-picking	0	0	0	0
Theft - Purse Snatching	1	0	0	0
Theft - Shoplifting	2	0	0	0
Theft From Building	2	0	0	0
Theft From Coin Machine	0	0	0	0
Theft From Motor Vehicle	2	0	0	0
Theft of Motor Vehicle Parts	1	0	0	0
Theft - All Other Larceny	9	0	0	0
Crimes Against Society				
Drug/Narcotic Violations	0	0	0	0
Drug/Narcotic Equipment Violations	0	0	0	0
Gambling - Betting/Wagering	0	0	0	0
Gambling - Operating/Promoting	0	0	0	0
Gambling - Equipment Violations	0	0	0	0
Gambling - Sports Tampering	0	0	0	0
Pornography/Obscene Material	0	0	0	0
Prostitution	0	0	0	0
Prostitution Assisting/Promoting	0	0	0	0
Purchasing Prostitution	0	0	0	0
Weapon Law Violations	0	0	0	0
Total Group A Offenses	61	12	7	0



Etowah Police Department - 2013

2012 Population Estimate	3,488
Offense Overview	
Offense Total	346
Number Cleared	153
Percent Cleared	44.22 %
Group A Crimes per 100,000 population	9,919.7
Arrest Overview	
Total Arrests	181
Adult Arrests	165
Juvenile Arrests	16
Unknown Age	0
Arrests per 100,000 population	5,189.2
Average number offenses/incident	1.21

Domestic Violence Victims		
Offense	Reported	Cleared
Murder	0	0
Aggravated Assault	7	7
Simple Assault	19	15
Intimidation	3	0
Stalking	0	0
Forcible Rape	0	0
Forcible Sodomy	0	0
Sexual Assault W/Object	0	0
Forcible Fondling	1	1
Incest	0	0
Statutory Rape	0	0
Kidnapping/Abduction	0	0
Total	30	23

TIBRS Group B Arrests		
Offense	Adult	Juvenile
Bad Checks	0	0
Curfew/Vagrancy	0	9
Disorderly Conduct	2	0
DUI	23	1
Drunkenness	13	0
Family-Non Violent	6	0
Liquor Law Violations	2	1
Peeping Tom	0	0
Trespass	4	0
All Other Offenses	10	0
Total Group B	60	11

TIBRS Group A Offenses	Offenses		Arrests	
	Reported	Cleared	Adult	Juvenile
Crimes Against Persons				
Murder	0	0	0	0
Negligent Manslaughter	0	0	0	0
Kidnapping/Abduction	0	0	0	0
Forcible Rape	0	0	0	0
Forcible Sodomy	0	0	0	0
Sexual Assault W/Object	0	0	0	0
Forcible Fondling	1	1	1	0
Incest	0	0	0	0
Statutory Rape	0	0	0	0
Aggravated Assault	14	12	8	0
Simple Assault	32	20	14	1
Intimidation	5	0	0	0
Stalking	0	0	0	0
Commercial Sex Acts	0	0	0	0
Involuntary Servitude	0	0	0	0
Crimes Against Property				
Arson	2	0	0	0
Bribery	0	0	0	0
Burglary	33	5	5	2
Counterfeiting/Forgery	10	3	2	0
Destruction/Damage/Vandalism	38	3	2	0
Embezzlement	2	1	0	0
Extortion/Blackmail	0	0	0	0
Fraud - False Pretenses	8	3	0	0
Fraud - Credit Card/ATM	15	9	1	0
Fraud - Impersonation	3	2	3	0
Fraud - Welfare	0	0	0	0
Fraud - Wire	0	0	0	0
Motor Vehicle Theft	5	1	1	0
Robbery	2	0	0	0
Stolen Property Offenses	2	2	0	1
Theft - Pocket-picking	1	1	1	0
Theft - Purse Snatching	0	0	0	0
Theft - Shoplifting	18	10	8	0
Theft From Building	18	6	6	0
Theft From Coin Machine	2	0	0	0
Theft From Motor Vehicle	38	2	2	0
Theft of Motor Vehicle Parts	11	1	1	0
Theft - All Other Larceny	16	3	4	0
Crimes Against Society				
Drug/Narcotic Violations	43	42	40	1
Drug/Narcotic Equipment Violations	17	17	1	0
Gambling - Betting/Wagering	0	0	0	0
Gambling - Operating/Promoting	0	0	0	0
Gambling - Equipment Violations	0	0	0	0
Gambling - Sports Tampering	0	0	0	0
Pornography/Obscene Material	0	0	0	0
Prostitution	0	0	0	0
Prostitution Assisting/Promoting	0	0	0	0
Purchasing Prostitution	0	0	0	0
Weapon Law Violations	10	9	5	0
Total Group A Offenses	346	153	105	5



Fairview Police Department - 2013

2012 Population Estimate	7,993
Offense Overview	
Offense Total	448
Number Cleared	262
Percent Cleared	58.48 %
Group A Crimes per 100,000 population	5,604.9
Arrest Overview	
Total Arrests	470
Adult Arrests	441
Juvenile Arrests	29
Unknown Age	0
Arrests per 100,000 population	5,880.1
Average number offenses/incident	1.26

Domestic Violence Victims		
Offense	Reported	Cleared
Murder	0	0
Aggravated Assault	5	4
Simple Assault	33	29
Intimidation	5	4
Stalking	2	0
Forcible Rape	3	2
Forcible Sodomy	0	0
Sexual Assault W/Object	0	0
Forcible Fondling	1	1
Incest	0	0
Statutory Rape	0	0
Kidnapping/Abduction	0	0
Total	49	40

TIBRS Group B Arrests		
Offense	Adult	Juvenile
Bad Checks	2	0
Curfew/Vagrancy	1	2
Disorderly Conduct	7	1
DUI	45	0
Drunkenness	27	3
Family-Non Violent	5	0
Liquor Law Violations	13	0
Peeping Tom	0	0
Trespass	6	1
All Other Offenses	157	8
Total Group B	263	15

TIBRS Group A Offenses	Offenses		Arrests	
	Reported	Cleared	Adult	Juvenile
Crimes Against Persons				
Murder	0	0	0	0
Negligent Manslaughter	0	0	0	0
Kidnapping/Abduction	1	0	0	0
Forcible Rape	3	2	1	0
Forcible Sodomy	0	0	0	0
Sexual Assault W/Object	0	0	0	0
Forcible Fondling	1	1	0	0
Incest	0	0	0	0
Statutory Rape	0	0	0	0
Aggravated Assault	9	7	6	1
Simple Assault	47	41	32	1
Intimidation	15	6	5	1
Stalking	6	2	2	0
Commercial Sex Acts	0	0	0	0
Involuntary Servitude	0	0	0	0
Crimes Against Property				
Arson	2	0	0	0
Bribery	0	0	0	0
Burglary	18	4	1	0
Counterfeiting/Forgery	5	3	0	0
Destruction/Damage/Vandalism	24	2	1	1
Embezzlement	4	3	0	0
Extortion/Blackmail	0	0	0	0
Fraud - False Pretenses	11	0	0	0
Fraud - Credit Card/ATM	6	1	1	0
Fraud - Impersonation	7	5	2	0
Fraud - Welfare	0	0	0	0
Fraud - Wire	18	0	0	0
Motor Vehicle Theft	8	2	1	0
Robbery	1	0	0	0
Stolen Property Offenses	3	1	1	0
Theft - Pocket-picking	0	0	0	0
Theft - Purse Snatching	0	0	0	0
Theft - Shoplifting	11	5	5	0
Theft From Building	15	3	2	1
Theft From Coin Machine	1	1	0	0
Theft From Motor Vehicle	14	1	0	0
Theft of Motor Vehicle Parts	5	0	0	0
Theft - All Other Larceny	33	6	6	0
Crimes Against Society				
Drug/Narcotic Violations	91	87	86	6
Drug/Narcotic Equipment Violations	82	75	26	1
Gambling - Betting/Wagering	0	0	0	0
Gambling - Operating/Promoting	0	0	0	0
Gambling - Equipment Violations	0	0	0	0
Gambling - Sports Tampering	0	0	0	0
Pornography/Obscene Material	1	1	0	1
Prostitution	0	0	0	0
Prostitution Assisting/Promoting	0	0	0	0
Purchasing Prostitution	0	0	0	0
Weapon Law Violations	6	3	0	1
Total Group A Offenses	448	262	178	14



Fayetteville Police Department - 2013

2012 Population Estimate	7,072
Offense Overview	
Offense Total	1,138
Number Cleared	466
Percent Cleared	40.95 %
Group A Crimes per 100,000 population	16,091.6
Arrest Overview	
Total Arrests	655
Adult Arrests	593
Juvenile Arrests	62
Unknown Age	0
Arrests per 100,000 population	9,261.9
Average number offenses/incident	1.10

Domestic Violence Victims		
Offense	Reported	Cleared
Murder	0	0
Aggravated Assault	15	9
Simple Assault	88	65
Intimidation	28	6
Stalking	4	2
Forcible Rape	2	1
Forcible Sodomy	0	0
Sexual Assault W/Object	0	0
Forcible Fondling	1	0
Incest	0	0
Statutory Rape	0	0
Kidnapping/Abduction	0	0
Total	138	83

TIBRS Group B Arrests		
Offense	Adult	Juvenile
Bad Checks	35	0
Curfew/Vagrancy	0	8
Disorderly Conduct	13	6
DUI	50	1
Drunkenness	40	1
Family-Non Violent	1	0
Liquor Law Violations	7	2
Peeping Tom	0	0
Trespass	12	0
All Other Offenses	110	6
Total Group B	268	24

TIBRS Group A Offenses	Offenses		Arrests	
	Reported	Cleared	Adult	Juvenile
Crimes Against Persons				
Murder	0	0	0	0
Negligent Manslaughter	0	0	0	0
Kidnapping/Abduction	0	0	0	0
Forcible Rape	3	2	2	0
Forcible Sodomy	0	0	0	0
Sexual Assault W/Object	0	0	0	0
Forcible Fondling	1	0	0	0
Incest	0	0	0	0
Statutory Rape	0	0	0	0
Aggravated Assault	37	21	13	0
Simple Assault	166	101	49	3
Intimidation	102	22	5	0
Stalking	6	3	1	0
Commercial Sex Acts	0	0	0	0
Involuntary Servitude	0	0	0	0
Crimes Against Property				
Arson	1	0	0	0
Bribery	0	0	0	0
Burglary	67	9	8	1
Counterfeiting/Forgery	33	8	10	0
Destruction/Damage/Vandalism	135	19	8	7
Embezzlement	10	8	4	0
Extortion/Blackmail	0	0	0	0
Fraud - False Pretenses	41	23	14	0
Fraud - Credit Card/ATM	26	3	0	0
Fraud - Impersonation	1	1	1	0
Fraud - Welfare	0	0	0	0
Fraud - Wire	1	0	0	0
Motor Vehicle Theft	17	6	4	1
Robbery	10	2	4	0
Stolen Property Offenses	0	0	0	0
Theft - Pocket-picking	1	0	0	0
Theft - Purse Snatching	0	0	0	0
Theft - Shoplifting	84	63	60	7
Theft From Building	37	5	7	1
Theft From Coin Machine	2	0	0	0
Theft From Motor Vehicle	57	9	7	6
Theft of Motor Vehicle Parts	14	1	0	0
Theft - All Other Larceny	143	24	23	2
Crimes Against Society				
Drug/Narcotic Violations	90	84	85	8
Drug/Narcotic Equipment Violations	43	42	15	1
Gambling - Betting/Wagering	0	0	0	0
Gambling - Operating/Promoting	0	0	0	0
Gambling - Equipment Violations	0	0	0	0
Gambling - Sports Tampering	0	0	0	0
Pornography/Obscene Material	0	0	0	0
Prostitution	0	0	0	0
Prostitution Assisting/Promoting	0	0	0	0
Purchasing Prostitution	0	0	0	0
Weapon Law Violations	10	10	5	1
Total Group A Offenses	1,138	466	325	38



Franklin Police Department - 2013

2012 Population Estimate	66,280
Offense Overview	
Offense Total	2,591
Number Cleared	1,292
Percent Cleared	49.86 %
Group A Crimes per 100,000 population	3,909.2
Arrest Overview	
Total Arrests	1,944
Adult Arrests	1,651
Juvenile Arrests	293
Unknown Age	0
Arrests per 100,000 population	2,933.0
Average number offenses/incident	1.16

Domestic Violence Victims		
Offense	Reported	Cleared
Murder	0	0
Aggravated Assault	28	23
Simple Assault	202	107
Intimidation	13	5
Stalking	5	2
Forcible Rape	6	2
Forcible Sodomy	0	0
Sexual Assault W/Object	0	0
Forcible Fondling	2	2
Incest	0	0
Statutory Rape	0	0
Kidnapping/Abduction	5	4
Total	261	145

TIBRS Group B Arrests		
Offense	Adult	Juvenile
Bad Checks	0	0
Curfew/Vagrancy	0	10
Disorderly Conduct	17	74
DUI	283	3
Drunkenness	128	3
Family-Non Violent	1	0
Liquor Law Violations	67	17
Peeping Tom	0	0
Trespass	40	5
All Other Offenses	156	18
Total Group B	692	130

TIBRS Group A Offenses	Offenses		Arrests	
	Reported	Cleared	Adult	Juvenile
Crimes Against Persons				
Murder	0	0	0	0
Negligent Manslaughter	0	0	0	0
Kidnapping/Abduction	10	6	5	0
Forcible Rape	14	4	1	0
Forcible Sodomy	3	1	0	0
Sexual Assault W/Object	1	1	0	0
Forcible Fondling	8	6	2	1
Incest	0	0	0	0
Statutory Rape	3	1	1	0
Aggravated Assault	78	52	36	3
Simple Assault	302	160	116	14
Intimidation	46	11	10	0
Stalking	9	4	4	0
Commercial Sex Acts	0	0	0	0
Involuntary Servitude	0	0	0	0
Crimes Against Property				
Arson	3	2	2	0
Bribery	1	1	0	0
Burglary	87	22	7	3
Counterfeiting/Forgery	42	22	15	1
Destruction/Damage/Vandalism	177	26	21	4
Embezzlement	31	19	13	0
Extortion/Blackmail	1	0	0	0
Fraud - False Pretenses	77	33	25	1
Fraud - Credit Card/ATM	42	14	8	0
Fraud - Impersonation	113	17	9	1
Fraud - Welfare	0	0	0	0
Fraud - Wire	0	0	0	0
Motor Vehicle Theft	27	10	5	3
Robbery	21	11	6	2
Stolen Property Offenses	14	13	10	1
Theft - Pocket-picking	2	0	0	0
Theft - Purse Snatching	2	1	1	1
Theft - Shoplifting	336	240	208	60
Theft From Building	213	29	31	6
Theft From Coin Machine	0	0	0	0
Theft From Motor Vehicle	128	12	13	0
Theft of Motor Vehicle Parts	97	2	0	0
Theft - All Other Larceny	99	11	12	1
Crimes Against Society				
Drug/Narcotic Violations	378	344	325	48
Drug/Narcotic Equipment Violations	196	194	59	12
Gambling - Betting/Wagering	0	0	0	0
Gambling - Operating/Promoting	0	0	0	0
Gambling - Equipment Violations	0	0	0	0
Gambling - Sports Tampering	0	0	0	0
Pornography/Obscene Material	9	2	1	1
Prostitution	2	2	1	0
Prostitution Assisting/Promoting	2	2	0	0
Purchasing Prostitution	0	0	0	0
Weapon Law Violations	17	17	12	0
Total Group A Offenses	2,591	1,292	959	163



Friendship Police Department - 2013

2012 Population Estimate	671
Offense Overview	
Offense Total	21
Number Cleared	7
Percent Cleared	33.33 %
Group A Crimes per 100,000 population	3,129.7
Arrest Overview	
Total Arrests	10
Adult Arrests	10
Juvenile Arrests	0
Unknown Age	0
Arrests per 100,000 population	1,490.3
Average number offenses/incident	1.05

Domestic Violence Victims		
Offense	Reported	Cleared
Murder	0	0
Aggravated Assault	2	2
Simple Assault	1	1
Intimidation	0	0
Stalking	0	0
Forcible Rape	0	0
Forcible Sodomy	0	0
Sexual Assault W/Object	0	0
Forcible Fondling	0	0
Incest	0	0
Statutory Rape	0	0
Kidnapping/Abduction	0	0
Total	3	3

TIBRS Group B Arrests		
Offense	Adult	Juvenile
Bad Checks	0	0
Curfew/Vagrancy	0	0
Disorderly Conduct	0	0
DUI	0	0
Drunkenness	1	0
Family-Non Violent	0	0
Liquor Law Violations	0	0
Peeping Tom	0	0
Trespass	0	0
All Other Offenses	0	0
Total Group B	1	0

TIBRS Group A Offenses	Offenses		Arrests	
	Reported	Cleared	Adult	Juvenile
Crimes Against Persons				
Murder	0	0	0	0
Negligent Manslaughter	0	0	0	0
Kidnapping/Abduction	0	0	0	0
Forcible Rape	0	0	0	0
Forcible Sodomy	0	0	0	0
Sexual Assault W/Object	0	0	0	0
Forcible Fondling	0	0	0	0
Incest	0	0	0	0
Statutory Rape	0	0	0	0
Aggravated Assault	3	2	2	0
Simple Assault	1	1	1	0
Intimidation	3	0	0	0
Stalking	0	0	0	0
Commercial Sex Acts	0	0	0	0
Involuntary Servitude	0	0	0	0
Crimes Against Property				
Arson	0	0	0	0
Bribery	0	0	0	0
Burglary	1	1	1	0
Counterfeiting/Forgery	0	0	0	0
Destruction/Damage/Vandalism	4	0	0	0
Embezzlement	2	2	2	0
Extortion/Blackmail	0	0	0	0
Fraud - False Pretenses	1	1	3	0
Fraud - Credit Card/ATM	0	0	0	0
Fraud - Impersonation	0	0	0	0
Fraud - Welfare	0	0	0	0
Fraud - Wire	1	0	0	0
Motor Vehicle Theft	0	0	0	0
Robbery	0	0	0	0
Stolen Property Offenses	0	0	0	0
Theft - Pocket-picking	0	0	0	0
Theft - Purse Snatching	0	0	0	0
Theft - Shoplifting	0	0	0	0
Theft From Building	2	0	0	0
Theft From Coin Machine	0	0	0	0
Theft From Motor Vehicle	1	0	0	0
Theft of Motor Vehicle Parts	1	0	0	0
Theft - All Other Larceny	1	0	0	0
Crimes Against Society				
Drug/Narcotic Violations	0	0	0	0
Drug/Narcotic Equipment Violations	0	0	0	0
Gambling - Betting/Wagering	0	0	0	0
Gambling - Operating/Promoting	0	0	0	0
Gambling - Equipment Violations	0	0	0	0
Gambling - Sports Tampering	0	0	0	0
Pornography/Obscene Material	0	0	0	0
Prostitution	0	0	0	0
Prostitution Assisting/Promoting	0	0	0	0
Purchasing Prostitution	0	0	0	0
Weapon Law Violations	0	0	0	0
Total Group A Offenses	21	7	9	0



Gadsden Police Department - 2013

2012 Population Estimate	468
Offense Overview	
Offense Total	35
Number Cleared	12
Percent Cleared	34.29 %
Group A Crimes per 100,000 population	7,478.6
Arrest Overview	
Total Arrests	26
Adult Arrests	17
Juvenile Arrests	9
Unknown Age	0
Arrests per 100,000 population	5,555.6
Average number offenses/incident	1.09

Domestic Violence Victims		
Offense	Reported	Cleared
Murder	0	0
Aggravated Assault	2	2
Simple Assault	3	3
Intimidation	0	0
Stalking	0	0
Forcible Rape	0	0
Forcible Sodomy	0	0
Sexual Assault W/Object	0	0
Forcible Fondling	0	0
Incest	0	0
Statutory Rape	0	0
Kidnapping/Abduction	0	0
Total	5	5

TIBRS Group B Arrests		
Offense	Adult	Juvenile
Bad Checks	0	0
Curfew/Vagrancy	0	0
Disorderly Conduct	0	0
DUI	3	0
Drunkenness	3	0
Family-Non Violent	0	0
Liquor Law Violations	0	0
Peeping Tom	0	0
Trespass	0	2
All Other Offenses	5	0
Total Group B	11	2

TIBRS Group A Offenses	Offenses		Arrests	
	Reported	Cleared	Adult	Juvenile
Crimes Against Persons				
Murder	0	0	0	0
Negligent Manslaughter	0	0	0	0
Kidnapping/Abduction	0	0	0	0
Forcible Rape	0	0	0	0
Forcible Sodomy	0	0	0	0
Sexual Assault W/Object	0	0	0	0
Forcible Fondling	0	0	0	0
Incest	0	0	0	0
Statutory Rape	0	0	0	0
Aggravated Assault	5	3	3	0
Simple Assault	4	3	2	1
Intimidation	4	0	0	0
Stalking	0	0	0	0
Commercial Sex Acts	0	0	0	0
Involuntary Servitude	0	0	0	0
Crimes Against Property				
Arson	0	0	0	0
Bribery	0	0	0	0
Burglary	4	4	1	6
Counterfeiting/Forgery	0	0	0	0
Destruction/Damage/Vandalism	8	0	0	0
Embezzlement	0	0	0	0
Extortion/Blackmail	0	0	0	0
Fraud - False Pretenses	0	0	0	0
Fraud - Credit Card/ATM	0	0	0	0
Fraud - Impersonation	0	0	0	0
Fraud - Welfare	0	0	0	0
Fraud - Wire	0	0	0	0
Motor Vehicle Theft	0	0	0	0
Robbery	0	0	0	0
Stolen Property Offenses	0	0	0	0
Theft - Pocket-picking	0	0	0	0
Theft - Purse Snatching	0	0	0	0
Theft - Shoplifting	0	0	0	0
Theft From Building	0	0	0	0
Theft From Coin Machine	0	0	0	0
Theft From Motor Vehicle	0	0	0	0
Theft of Motor Vehicle Parts	1	0	0	0
Theft - All Other Larceny	8	1	0	0
Crimes Against Society				
Drug/Narcotic Violations	1	1	0	0
Drug/Narcotic Equipment Violations	0	0	0	0
Gambling - Betting/Wagering	0	0	0	0
Gambling - Operating/Promoting	0	0	0	0
Gambling - Equipment Violations	0	0	0	0
Gambling - Sports Tampering	0	0	0	0
Pornography/Obscene Material	0	0	0	0
Prostitution	0	0	0	0
Prostitution Assisting/Promoting	0	0	0	0
Purchasing Prostitution	0	0	0	0
Weapon Law Violations	0	0	0	0
Total Group A Offenses	35	12	6	7



Gainesboro Police Department - 2013

2012 Population Estimate	950
Offense Overview	
Offense Total	93
Number Cleared	66
Percent Cleared	70.97 %
Group A Crimes per 100,000 population	9,789.5
Arrest Overview	
Total Arrests	72
Adult Arrests	72
Juvenile Arrests	0
Unknown Age	0
Arrests per 100,000 population	7,578.9
Average number offenses/incident	1.29

Domestic Violence Victims		
Offense	Reported	Cleared
Murder	0	0
Aggravated Assault	1	1
Simple Assault	3	3
Intimidation	0	0
Stalking	0	0
Forcible Rape	0	0
Forcible Sodomy	0	0
Sexual Assault W/Object	0	0
Forcible Fondling	0	0
Incest	0	0
Statutory Rape	0	0
Kidnapping/Abduction	0	0
Total	4	4

TIBRS Group B Arrests		
Offense	Adult	Juvenile
Bad Checks	0	0
Curfew/Vagrancy	0	0
Disorderly Conduct	0	0
DUI	6	0
Drunkenness	3	0
Family-Non Violent	0	0
Liquor Law Violations	0	0
Peeping Tom	0	0
Trespass	2	0
All Other Offenses	1	0
Total Group B	12	0

TIBRS Group A Offenses	Offenses		Arrests	
	Reported	Cleared	Adult	Juvenile
Crimes Against Persons				
Murder	0	0	0	0
Negligent Manslaughter	0	0	0	0
Kidnapping/Abduction	0	0	0	0
Forcible Rape	0	0	0	0
Forcible Sodomy	0	0	0	0
Sexual Assault W/Object	0	0	0	0
Forcible Fondling	0	0	0	0
Incest	0	0	0	0
Statutory Rape	0	0	0	0
Aggravated Assault	1	1	1	0
Simple Assault	7	5	5	0
Intimidation	1	0	0	0
Stalking	1	1	1	0
Commercial Sex Acts	0	0	0	0
Involuntary Servitude	0	0	0	0
Crimes Against Property				
Arson	0	0	0	0
Bribery	0	0	0	0
Burglary	4	1	2	0
Counterfeiting/Forgery	0	0	0	0
Destruction/Damage/Vandalism	10	1	1	0
Embezzlement	1	1	1	0
Extortion/Blackmail	0	0	0	0
Fraud - False Pretenses	0	0	0	0
Fraud - Credit Card/ATM	0	0	0	0
Fraud - Impersonation	0	0	0	0
Fraud - Welfare	0	0	0	0
Fraud - Wire	0	0	0	0
Motor Vehicle Theft	0	0	0	0
Robbery	0	0	0	0
Stolen Property Offenses	0	0	0	0
Theft - Pocket-picking	0	0	0	0
Theft - Purse Snatching	0	0	0	0
Theft - Shoplifting	4	2	2	0
Theft From Building	5	1	1	0
Theft From Coin Machine	0	0	0	0
Theft From Motor Vehicle	1	0	0	0
Theft of Motor Vehicle Parts	0	0	0	0
Theft - All Other Larceny	7	2	4	0
Crimes Against Society				
Drug/Narcotic Violations	28	28	33	0
Drug/Narcotic Equipment Violations	23	23	9	0
Gambling - Betting/Wagering	0	0	0	0
Gambling - Operating/Promoting	0	0	0	0
Gambling - Equipment Violations	0	0	0	0
Gambling - Sports Tampering	0	0	0	0
Pornography/Obscene Material	0	0	0	0
Prostitution	0	0	0	0
Prostitution Assisting/Promoting	0	0	0	0
Purchasing Prostitution	0	0	0	0
Weapon Law Violations	0	0	0	0
Total Group A Offenses	93	66	60	0



Gallatin Police Department - 2013

2012 Population Estimate	31,603
Offense Overview	
Offense Total	2,529
Number Cleared	1,789
Percent Cleared	70.74 %
Group A Crimes per 100,000 population	8,002.4
Arrest Overview	
Total Arrests	2,357
Adult Arrests	2,076
Juvenile Arrests	281
Unknown Age	0
Arrests per 100,000 population	7,458.2
Average number offenses/incident	1.23

Domestic Violence Victims		
Offense	Reported	Cleared
Murder	0	0
Aggravated Assault	61	59
Simple Assault	318	299
Intimidation	19	14
Stalking	3	2
Forcible Rape	2	1
Forcible Sodomy	1	1
Sexual Assault W/Object	0	0
Forcible Fondling	2	0
Incest	0	0
Statutory Rape	2	2
Kidnapping/Abduction	1	1
Total	409	379

TIBRS Group B Arrests		
Offense	Adult	Juvenile
Bad Checks	5	0
Curfew/Vagrancy	0	38
Disorderly Conduct	35	7
DUI	180	0
Drunkenness	161	0
Family-Non Violent	6	0
Liquor Law Violations	33	7
Peeping Tom	0	0
Trespass	16	8
All Other Offenses	294	82
Total Group B	730	142

TIBRS Group A Offenses	Offenses		Arrests	
	Reported	Cleared	Adult	Juvenile
Crimes Against Persons				
Murder	2	1	2	0
Negligent Manslaughter	0	0	0	0
Kidnapping/Abduction	1	1	4	0
Forcible Rape	6	4	1	0
Forcible Sodomy	3	3	2	0
Sexual Assault W/Object	0	0	0	0
Forcible Fondling	22	15	6	3
Incest	0	0	0	0
Statutory Rape	6	6	6	0
Aggravated Assault	109	99	82	3
Simple Assault	467	381	283	43
Intimidation	83	25	11	4
Stalking	7	4	3	0
Commercial Sex Acts	0	0	0	0
Involuntary Servitude	0	0	0	0
Crimes Against Property				
Arson	2	1	0	2
Bribery	0	0	0	0
Burglary	73	34	28	3
Counterfeiting/Forgery	81	47	27	1
Destruction/Damage/Vandalism	163	46	31	8
Embezzlement	14	11	7	0
Extortion/Blackmail	1	0	0	0
Fraud - False Pretenses	88	51	16	0
Fraud - Credit Card/ATM	72	21	6	1
Fraud - Impersonation	68	36	25	3
Fraud - Welfare	1	1	0	0
Fraud - Wire	9	0	0	0
Motor Vehicle Theft	26	16	11	2
Robbery	7	4	6	0
Stolen Property Offenses	8	7	14	0
Theft - Pocket-picking	0	0	0	0
Theft - Purse Snatching	0	0	0	0
Theft - Shoplifting	202	180	193	17
Theft From Building	139	76	54	3
Theft From Coin Machine	1	0	0	0
Theft From Motor Vehicle	82	31	9	1
Theft of Motor Vehicle Parts	25	7	2	0
Theft - All Other Larceny	91	29	52	10
Crimes Against Society				
Drug/Narcotic Violations	372	359	369	33
Drug/Narcotic Equipment Violations	253	253	85	1
Gambling - Betting/Wagering	0	0	0	0
Gambling - Operating/Promoting	0	0	0	0
Gambling - Equipment Violations	0	0	0	0
Gambling - Sports Tampering	0	0	0	0
Pornography/Obscene Material	7	4	0	0
Prostitution	3	3	5	0
Prostitution Assisting/Promoting	0	0	0	0
Purchasing Prostitution	1	1	0	0
Weapon Law Violations	34	32	6	1
Total Group A Offenses	2,529	1,789	1,346	139



Gallaway Police Department - 2013

2012 Population Estimate	671
Offense Overview	
Offense Total	21
Number Cleared	12
Percent Cleared	57.14 %
Group A Crimes per 100,000 population	3,129.7
Arrest Overview	
Total Arrests	19
Adult Arrests	14
Juvenile Arrests	5
Unknown Age	0
Arrests per 100,000 population	2,831.6
Average number offenses/incident	1.00

Domestic Violence Victims		
Offense	Reported	Cleared
Murder	0	0
Aggravated Assault	1	1
Simple Assault	1	0
Intimidation	0	0
Stalking	0	0
Forcible Rape	0	0
Forcible Sodomy	0	0
Sexual Assault W/Object	0	0
Forcible Fondling	0	0
Incest	0	0
Statutory Rape	0	0
Kidnapping/Abduction	0	0
Total	2	1

TIBRS Group B Arrests		
Offense	Adult	Juvenile
Bad Checks	0	0
Curfew/Vagrancy	0	0
Disorderly Conduct	1	0
DUI	1	0
Drunkenness	0	0
Family-Non Violent	0	0
Liquor Law Violations	0	0
Peeping Tom	0	0
Trespass	0	0
All Other Offenses	0	0
Total Group B	2	0

TIBRS Group A Offenses	Offenses		Arrests	
	Reported	Cleared	Adult	Juvenile
Crimes Against Persons				
Murder	0	0	0	0
Negligent Manslaughter	0	0	0	0
Kidnapping/Abduction	0	0	0	0
Forcible Rape	0	0	0	0
Forcible Sodomy	0	0	0	0
Sexual Assault W/Object	0	0	0	0
Forcible Fondling	0	0	0	0
Incest	0	0	0	0
Statutory Rape	0	0	0	0
Aggravated Assault	4	4	3	1
Simple Assault	1	0	0	0
Intimidation	0	0	0	0
Stalking	0	0	0	0
Commercial Sex Acts	0	0	0	0
Involuntary Servitude	0	0	0	0
Crimes Against Property				
Arson	0	0	0	0
Bribery	0	0	0	0
Burglary	7	3	4	4
Counterfeiting/Forgery	0	0	0	0
Destruction/Damage/Vandalism	4	0	0	0
Embezzlement	0	0	0	0
Extortion/Blackmail	0	0	0	0
Fraud - False Pretenses	0	0	0	0
Fraud - Credit Card/ATM	0	0	0	0
Fraud - Impersonation	0	0	0	0
Fraud - Welfare	0	0	0	0
Fraud - Wire	0	0	0	0
Motor Vehicle Theft	2	2	2	0
Robbery	0	0	0	0
Stolen Property Offenses	0	0	0	0
Theft - Pocket-picking	0	0	0	0
Theft - Purse Snatching	0	0	0	0
Theft - Shoplifting	0	0	0	0
Theft From Building	1	1	1	0
Theft From Coin Machine	0	0	0	0
Theft From Motor Vehicle	0	0	0	0
Theft of Motor Vehicle Parts	0	0	0	0
Theft - All Other Larceny	1	1	1	0
Crimes Against Society				
Drug/Narcotic Violations	1	1	1	0
Drug/Narcotic Equipment Violations	0	0	0	0
Gambling - Betting/Wagering	0	0	0	0
Gambling - Operating/Promoting	0	0	0	0
Gambling - Equipment Violations	0	0	0	0
Gambling - Sports Tampering	0	0	0	0
Pornography/Obscene Material	0	0	0	0
Prostitution	0	0	0	0
Prostitution Assisting/Promoting	0	0	0	0
Purchasing Prostitution	0	0	0	0
Weapon Law Violations	0	0	0	0
Total Group A Offenses	21	12	12	5



2012 Population Estimate	644
Offense Overview	
Offense Total	28
Number Cleared	5
Percent Cleared	17.86 %
Group A Crimes per 100,000 population	4,347.8
Arrest Overview	
Total Arrests	14
Adult Arrests	14
Juvenile Arrests	0
Unknown Age	0
Arrests per 100,000 population	2,173.9
Average number offenses/incident	1.17

Domestic Violence Victims		
Offense	Reported	Cleared
Murder	0	0
Aggravated Assault	0	0
Simple Assault	0	0
Intimidation	0	0
Stalking	0	0
Forcible Rape	0	0
Forcible Sodomy	0	0
Sexual Assault W/Object	0	0
Forcible Fondling	0	0
Incest	0	0
Statutory Rape	0	0
Kidnapping/Abduction	0	0
Total	0	0

TIBRS Group B Arrests		
Offense	Adult	Juvenile
Bad Checks	0	0
Curfew/Vagrancy	0	0
Disorderly Conduct	0	0
DUI	2	0
Drunkenness	0	0
Family-Non Violent	0	0
Liquor Law Violations	0	0
Peeping Tom	0	0
Trespass	2	0
All Other Offenses	5	0
Total Group B	9	0

TIBRS Group A Offenses	Offenses		Arrests	
	Reported	Cleared	Adult	Juvenile
Crimes Against Persons				
Murder	0	0	0	0
Negligent Manslaughter	0	0	0	0
Kidnapping/Abduction	0	0	0	0
Forcible Rape	0	0	0	0
Forcible Sodomy	0	0	0	0
Sexual Assault W/Object	0	0	0	0
Forcible Fondling	0	0	0	0
Incest	0	0	0	0
Statutory Rape	0	0	0	0
Aggravated Assault	1	1	1	0
Simple Assault	2	0	0	0
Intimidation	0	0	0	0
Stalking	0	0	0	0
Commercial Sex Acts	0	0	0	0
Involuntary Servitude	0	0	0	0
Crimes Against Property				
Arson	0	0	0	0
Bribery	0	0	0	0
Burglary	7	0	0	0
Counterfeiting/Forgery	1	0	0	0
Destruction/Damage/Vandalism	9	0	0	0
Embezzlement	0	0	0	0
Extortion/Blackmail	0	0	0	0
Fraud - False Pretenses	0	0	0	0
Fraud - Credit Card/ATM	0	0	0	0
Fraud - Impersonation	1	1	1	0
Fraud - Welfare	0	0	0	0
Fraud - Wire	0	0	0	0
Motor Vehicle Theft	1	0	0	0
Robbery	0	0	0	0
Stolen Property Offenses	0	0	0	0
Theft - Pocket-picking	0	0	0	0
Theft - Purse Snatching	0	0	0	0
Theft - Shoplifting	0	0	0	0
Theft From Building	1	0	0	0
Theft From Coin Machine	0	0	0	0
Theft From Motor Vehicle	0	0	0	0
Theft of Motor Vehicle Parts	1	0	0	0
Theft - All Other Larceny	1	0	0	0
Crimes Against Society				
Drug/Narcotic Violations	1	1	1	0
Drug/Narcotic Equipment Violations	0	0	0	0
Gambling - Betting/Wagering	0	0	0	0
Gambling - Operating/Promoting	0	0	0	0
Gambling - Equipment Violations	0	0	0	0
Gambling - Sports Tampering	0	0	0	0
Pornography/Obscene Material	0	0	0	0
Prostitution	0	0	0	0
Prostitution Assisting/Promoting	0	0	0	0
Purchasing Prostitution	0	0	0	0
Weapon Law Violations	2	2	2	0
Total Group A Offenses	28	5	5	0



Gatlinburg Police Department - 2013

2012 Population Estimate **4,047**

Offense Overview

Offense Total 792
 Number Cleared 318
 Percent Cleared 40.15 %
 Group A Crimes per 100,000 population 19,570.1

Arrest Overview

Total Arrests 860
 Adult Arrests 828
 Juvenile Arrests 32
 Unknown Age 0
 Arrests per 100,000 population 21,250.3
 Average number offenses/incident 1.11

Domestic Violence Victims		
Offense	Reported	Cleared
Murder	0	0
Aggravated Assault	5	5
Simple Assault	50	36
Intimidation	0	0
Stalking	0	0
Forcible Rape	0	0
Forcible Sodomy	0	0
Sexual Assault W/Object	0	0
Forcible Fondling	0	0
Incest	0	0
Statutory Rape	1	1
Kidnapping/Abduction	0	0
Total	56	42

TIBRS Group B Arrests		
Offense	Adult	Juvenile
Bad Checks	0	0
Curfew/Vagrancy	0	0
Disorderly Conduct	30	2
DUI	47	0
Drunkenness	385	1
Family-Non Violent	1	0
Liquor Law Violations	29	2
Peeping Tom	0	0
Trespass	4	0
All Other Offenses	63	13
Total Group B	559	18

TIBRS Group A Offenses	Offenses		Arrests	
	Reported	Cleared	Adult	Juvenile
Crimes Against Persons				
Murder	0	0	0	0
Negligent Manslaughter	0	0	0	0
Kidnapping/Abduction	1	1	1	0
Forcible Rape	3	2	2	0
Forcible Sodomy	0	0	0	0
Sexual Assault W/Object	0	0	0	0
Forcible Fondling	2	0	0	0
Incest	0	0	0	0
Statutory Rape	1	1	1	0
Aggravated Assault	22	16	13	1
Simple Assault	84	46	38	2
Intimidation	11	1	1	0
Stalking	1	0	0	0
Commercial Sex Acts	0	0	0	0
Involuntary Servitude	0	0	0	0
Crimes Against Property				
Arson	1	1	1	0
Bribery	0	0	0	0
Burglary	95	7	7	0
Counterfeiting/Forgery	21	8	7	0
Destruction/Damage/Vandalism	81	14	14	0
Embezzlement	27	6	6	0
Extortion/Blackmail	0	0	0	0
Fraud - False Pretenses	8	2	2	0
Fraud - Credit Card/ATM	13	3	3	0
Fraud - Impersonation	2	0	0	0
Fraud - Welfare	0	0	0	0
Fraud - Wire	0	0	0	0
Motor Vehicle Theft	12	3	4	0
Robbery	7	3	3	0
Stolen Property Offenses	0	0	0	0
Theft - Pocket-picking	0	0	0	0
Theft - Purse Snatching	0	0	0	0
Theft - Shoplifting	22	14	14	0
Theft From Building	108	13	13	0
Theft From Coin Machine	15	0	0	0
Theft From Motor Vehicle	28	1	1	0
Theft of Motor Vehicle Parts	6	0	0	0
Theft - All Other Larceny	47	6	10	1
Crimes Against Society				
Drug/Narcotic Violations	97	97	92	9
Drug/Narcotic Equipment Violations	58	58	29	0
Gambling - Betting/Wagering	0	0	0	0
Gambling - Operating/Promoting	0	0	0	0
Gambling - Equipment Violations	0	0	0	0
Gambling - Sports Tampering	0	0	0	0
Pornography/Obscene Material	1	0	0	0
Prostitution	0	0	0	0
Prostitution Assisting/Promoting	0	0	0	0
Purchasing Prostitution	0	0	0	0
Weapon Law Violations	18	15	7	1
Total Group A Offenses	792	318	269	14



Germantown Police Department - 2013

2012 Population Estimate	39,446
Offense Overview	
Offense Total	1,068
Number Cleared	334
Percent Cleared	31.27 %
Group A Crimes per 100,000 population	2,707.5
Arrest Overview	
Total Arrests	1,160
Adult Arrests	1,048
Juvenile Arrests	112
Unknown Age	0
Arrests per 100,000 population	2,940.7
Average number offenses/incident	1.13

Domestic Violence Victims		
Offense	Reported	Cleared
Murder	1	1
Aggravated Assault	6	6
Simple Assault	63	32
Intimidation	15	5
Stalking	4	2
Forcible Rape	0	0
Forcible Sodomy	0	0
Sexual Assault W/Object	0	0
Forcible Fondling	0	0
Incest	0	0
Statutory Rape	0	0
Kidnapping/Abduction	1	1
Total	90	47

TIBRS Group B Arrests		
Offense	Adult	Juvenile
Bad Checks	6	0
Curfew/Vagrancy	0	5
Disorderly Conduct	2	8
DUI	41	0
Drunkenness	5	7
Family-Non Violent	0	0
Liquor Law Violations	7	8
Peeping Tom	0	0
Trespass	6	8
All Other Offenses	782	0
Total Group B	849	36

TIBRS Group A Offenses	Offenses		Arrests	
	Reported	Cleared	Adult	Juvenile
Crimes Against Persons				
Murder	1	1	1	0
Negligent Manslaughter	0	0	0	0
Kidnapping/Abduction	1	1	0	0
Forcible Rape	2	2	0	0
Forcible Sodomy	0	0	0	0
Sexual Assault W/Object	0	0	0	0
Forcible Fondling	8	6	0	1
Incest	0	0	0	0
Statutory Rape	0	0	0	0
Aggravated Assault	28	25	11	1
Simple Assault	124	65	29	23
Intimidation	50	14	3	1
Stalking	11	6	1	0
Commercial Sex Acts	0	0	0	0
Involuntary Servitude	0	0	0	0
Crimes Against Property				
Arson	2	1	0	1
Bribery	0	0	0	0
Burglary	81	11	11	4
Counterfeiting/Forgery	18	1	1	0
Destruction/Damage/Vandalism	80	6	5	6
Embezzlement	2	2	3	0
Extortion/Blackmail	0	0	0	0
Fraud - False Pretenses	18	5	4	0
Fraud - Credit Card/ATM	18	5	5	0
Fraud - Impersonation	47	6	3	0
Fraud - Welfare	0	0	0	0
Fraud - Wire	12	0	0	0
Motor Vehicle Theft	7	3	4	0
Robbery	3	1	1	0
Stolen Property Offenses	6	5	5	0
Theft - Pocket-picking	3	0	0	0
Theft - Purse Snatching	0	0	0	0
Theft - Shoplifting	56	21	23	3
Theft From Building	146	29	21	8
Theft From Coin Machine	0	0	0	0
Theft From Motor Vehicle	147	12	10	4
Theft of Motor Vehicle Parts	29	1	1	0
Theft - All Other Larceny	67	5	1	0
Crimes Against Society				
Drug/Narcotic Violations	49	49	41	17
Drug/Narcotic Equipment Violations	36	35	6	4
Gambling - Betting/Wagering	0	0	0	0
Gambling - Operating/Promoting	0	0	0	0
Gambling - Equipment Violations	0	0	0	0
Gambling - Sports Tampering	0	0	0	0
Pornography/Obscene Material	0	0	0	0
Prostitution	0	0	0	0
Prostitution Assisting/Promoting	0	0	0	0
Purchasing Prostitution	0	0	0	0
Weapon Law Violations	16	16	9	3
Total Group A Offenses	1,068	334	199	76



Gibson Police Department - 2013

2012 Population Estimate	387
Offense Overview	
Offense Total	11
Number Cleared	3
Percent Cleared	27.27 %
Group A Crimes per 100,000 population	2,842.4
Arrest Overview	
Total Arrests	2
Adult Arrests	2
Juvenile Arrests	0
Unknown Age	0
Arrests per 100,000 population	516.8
Average number offenses/incident	1.00

Domestic Violence Victims		
Offense	Reported	Cleared
Murder	0	0
Aggravated Assault	0	0
Simple Assault	1	1
Intimidation	0	0
Stalking	0	0
Forcible Rape	0	0
Forcible Sodomy	0	0
Sexual Assault W/Object	0	0
Forcible Fondling	0	0
Incest	0	0
Statutory Rape	0	0
Kidnapping/Abduction	0	0
Total	1	1

TIBRS Group B Arrests		
Offense	Adult	Juvenile
Bad Checks	0	0
Curfew/Vagrancy	0	0
Disorderly Conduct	0	0
DUI	1	0
Drunkenness	0	0
Family-Non Violent	1	0
Liquor Law Violations	0	0
Peeping Tom	0	0
Trespass	0	0
All Other Offenses	0	0
Total Group B	2	0

TIBRS Group A Offenses	Offenses		Arrests	
	Reported	Cleared	Adult	Juvenile
Crimes Against Persons				
Murder	0	0	0	0
Negligent Manslaughter	0	0	0	0
Kidnapping/Abduction	0	0	0	0
Forcible Rape	0	0	0	0
Forcible Sodomy	0	0	0	0
Sexual Assault W/Object	0	0	0	0
Forcible Fondling	0	0	0	0
Incest	0	0	0	0
Statutory Rape	0	0	0	0
Aggravated Assault	0	0	0	0
Simple Assault	3	1	0	0
Intimidation	1	1	0	0
Stalking	0	0	0	0
Commercial Sex Acts	0	0	0	0
Involuntary Servitude	0	0	0	0
Crimes Against Property				
Arson	0	0	0	0
Bribery	0	0	0	0
Burglary	0	0	0	0
Counterfeiting/Forgery	0	0	0	0
Destruction/Damage/Vandalism	0	0	0	0
Embezzlement	0	0	0	0
Extortion/Blackmail	0	0	0	0
Fraud - False Pretenses	0	0	0	0
Fraud - Credit Card/ATM	0	0	0	0
Fraud - Impersonation	0	0	0	0
Fraud - Welfare	0	0	0	0
Fraud - Wire	0	0	0	0
Motor Vehicle Theft	1	1	0	0
Robbery	0	0	0	0
Stolen Property Offenses	0	0	0	0
Theft - Pocket-picking	0	0	0	0
Theft - Purse Snatching	0	0	0	0
Theft - Shoplifting	0	0	0	0
Theft From Building	0	0	0	0
Theft From Coin Machine	0	0	0	0
Theft From Motor Vehicle	0	0	0	0
Theft of Motor Vehicle Parts	2	0	0	0
Theft - All Other Larceny	4	0	0	0
Crimes Against Society				
Drug/Narcotic Violations	0	0	0	0
Drug/Narcotic Equipment Violations	0	0	0	0
Gambling - Betting/Wagering	0	0	0	0
Gambling - Operating/Promoting	0	0	0	0
Gambling - Equipment Violations	0	0	0	0
Gambling - Sports Tampering	0	0	0	0
Pornography/Obscene Material	0	0	0	0
Prostitution	0	0	0	0
Prostitution Assisting/Promoting	0	0	0	0
Purchasing Prostitution	0	0	0	0
Weapon Law Violations	0	0	0	0
Total Group A Offenses	11	3	0	0



Gleason Police Department - 2013

2012 Population Estimate	1,425
Offense Overview	
Offense Total	53
Number Cleared	17
Percent Cleared	32.08 %
Group A Crimes per 100,000 population	3,719.3
Arrest Overview	
Total Arrests	17
Adult Arrests	16
Juvenile Arrests	1
Unknown Age	0
Arrests per 100,000 population	1,193.0
Average number offenses/incident	1.15

Domestic Violence Victims		
Offense	Reported	Cleared
Murder	0	0
Aggravated Assault	1	1
Simple Assault	4	2
Intimidation	0	0
Stalking	0	0
Forcible Rape	0	0
Forcible Sodomy	0	0
Sexual Assault W/Object	0	0
Forcible Fondling	0	0
Incest	0	0
Statutory Rape	0	0
Kidnapping/Abduction	0	0
Total	5	3

TIBRS Group B Arrests		
Offense	Adult	Juvenile
Bad Checks	0	0
Curfew/Vagrancy	0	0
Disorderly Conduct	1	0
DUI	0	0
Drunkenness	0	0
Family-Non Violent	0	0
Liquor Law Violations	0	1
Peeping Tom	0	0
Trespass	0	0
All Other Offenses	2	0
Total Group B	3	1

TIBRS Group A Offenses	Offenses		Arrests	
	Reported	Cleared	Adult	Juvenile
Crimes Against Persons				
Murder	0	0	0	0
Negligent Manslaughter	0	0	0	0
Kidnapping/Abduction	0	0	0	0
Forcible Rape	0	0	0	0
Forcible Sodomy	0	0	0	0
Sexual Assault W/Object	0	0	0	0
Forcible Fondling	0	0	0	0
Incest	0	0	0	0
Statutory Rape	0	0	0	0
Aggravated Assault	1	1	1	0
Simple Assault	5	2	2	0
Intimidation	5	0	0	0
Stalking	0	0	0	0
Commercial Sex Acts	0	0	0	0
Involuntary Servitude	0	0	0	0
Crimes Against Property				
Arson	0	0	0	0
Bribery	0	0	0	0
Burglary	5	0	0	0
Counterfeiting/Forgery	1	0	0	0
Destruction/Damage/Vandalism	6	0	0	0
Embezzlement	0	0	0	0
Extortion/Blackmail	0	0	0	0
Fraud - False Pretenses	2	1	1	0
Fraud - Credit Card/ATM	1	0	0	0
Fraud - Impersonation	2	0	0	0
Fraud - Welfare	0	0	0	0
Fraud - Wire	0	0	0	0
Motor Vehicle Theft	1	0	0	0
Robbery	0	0	0	0
Stolen Property Offenses	0	0	0	0
Theft - Pocket-picking	0	0	0	0
Theft - Purse Snatching	0	0	0	0
Theft - Shoplifting	0	0	0	0
Theft From Building	1	1	1	0
Theft From Coin Machine	0	0	0	0
Theft From Motor Vehicle	2	0	0	0
Theft of Motor Vehicle Parts	2	0	0	0
Theft - All Other Larceny	7	0	0	0
Crimes Against Society				
Drug/Narcotic Violations	6	6	6	0
Drug/Narcotic Equipment Violations	6	6	2	0
Gambling - Betting/Wagering	0	0	0	0
Gambling - Operating/Promoting	0	0	0	0
Gambling - Equipment Violations	0	0	0	0
Gambling - Sports Tampering	0	0	0	0
Pornography/Obscene Material	0	0	0	0
Prostitution	0	0	0	0
Prostitution Assisting/Promoting	0	0	0	0
Purchasing Prostitution	0	0	0	0
Weapon Law Violations	0	0	0	0
Total Group A Offenses	53	17	13	0



Goodlettsville Police Department - 2013

2012 Population Estimate	16,415
Offense Overview	
Offense Total	1,684
Number Cleared	991
Percent Cleared	58.85 %
Group A Crimes per 100,000 population	10,258.9
Arrest Overview	
Total Arrests	1,178
Adult Arrests	976
Juvenile Arrests	202
Unknown Age	0
Arrests per 100,000 population	7,176.4
Average number offenses/incident	1.17

Domestic Violence Victims		
Offense	Reported	Cleared
Murder	0	0
Aggravated Assault	30	26
Simple Assault	109	84
Intimidation	14	7
Stalking	1	0
Forcible Rape	0	0
Forcible Sodomy	0	0
Sexual Assault W/Object	0	0
Forcible Fondling	2	1
Incest	0	0
Statutory Rape	1	0
Kidnapping/Abduction	3	3
Total	160	121

TIBRS Group B Arrests		
Offense	Adult	Juvenile
Bad Checks	0	0
Curfew/Vagrancy	0	12
Disorderly Conduct	25	4
DUI	119	0
Drunkenness	51	0
Family-Non Violent	4	0
Liquor Law Violations	10	4
Peeping Tom	0	0
Trespass	20	8
All Other Offenses	31	10
Total Group B	260	38

TIBRS Group A Offenses	Offenses		Arrests	
	Reported	Cleared	Adult	Juvenile
Crimes Against Persons				
Murder	0	0	3	0
Negligent Manslaughter	0	0	0	0
Kidnapping/Abduction	3	3	3	0
Forcible Rape	2	0	1	0
Forcible Sodomy	0	0	0	0
Sexual Assault W/Object	0	0	0	0
Forcible Fondling	3	1	0	0
Incest	0	0	0	0
Statutory Rape	2	1	1	0
Aggravated Assault	63	46	34	1
Simple Assault	179	124	67	4
Intimidation	44	13	1	0
Stalking	1	0	0	0
Commercial Sex Acts	0	0	0	0
Involuntary Servitude	0	0	0	0
Crimes Against Property				
Arson	1	0	0	0
Bribery	0	0	0	0
Burglary	81	15	12	1
Counterfeiting/Forgery	32	15	14	0
Destruction/Damage/Vandalism	143	43	15	11
Embezzlement	23	13	12	0
Extortion/Blackmail	0	0	0	0
Fraud - False Pretenses	58	24	14	1
Fraud - Credit Card/ATM	15	3	11	1
Fraud - Impersonation	55	31	21	0
Fraud - Welfare	0	0	0	0
Fraud - Wire	0	0	0	0
Motor Vehicle Theft	23	5	5	0
Robbery	26	9	7	1
Stolen Property Offenses	7	7	4	0
Theft - Pocket-picking	2	0	0	0
Theft - Purse Snatching	2	0	0	0
Theft - Shoplifting	352	305	247	134
Theft From Building	106	28	27	3
Theft From Coin Machine	0	0	0	0
Theft From Motor Vehicle	62	11	8	0
Theft of Motor Vehicle Parts	52	2	2	0
Theft - All Other Larceny	53	4	6	3
Crimes Against Society				
Drug/Narcotic Violations	163	160	162	4
Drug/Narcotic Equipment Violations	104	101	27	0
Gambling - Betting/Wagering	0	0	0	0
Gambling - Operating/Promoting	0	0	0	0
Gambling - Equipment Violations	0	0	0	0
Gambling - Sports Tampering	0	0	0	0
Pornography/Obscene Material	1	1	0	0
Prostitution	1	1	1	0
Prostitution Assisting/Promoting	0	0	0	0
Purchasing Prostitution	0	0	0	0
Weapon Law Violations	25	25	11	0
Total Group A Offenses	1,684	991	716	164



Gordonsville Police Department - 2013

2012 Population Estimate	1,201
Offense Overview	
Offense Total	51
Number Cleared	22
Percent Cleared	43.14 %
Group A Crimes per 100,000 population	4,246.5
Arrest Overview	
Total Arrests	48
Adult Arrests	48
Juvenile Arrests	0
Unknown Age	0
Arrests per 100,000 population	3,996.7
Average number offenses/incident	1.02

Domestic Violence Victims		
Offense	Reported	Cleared
Murder	0	0
Aggravated Assault	2	2
Simple Assault	6	5
Intimidation	1	1
Stalking	0	0
Forcible Rape	0	0
Forcible Sodomy	0	0
Sexual Assault W/Object	0	0
Forcible Fondling	0	0
Incest	0	0
Statutory Rape	0	0
Kidnapping/Abduction	0	0
Total	9	8

TIBRS Group B Arrests		
Offense	Adult	Juvenile
Bad Checks	16	0
Curfew/Vagrancy	0	0
Disorderly Conduct	0	0
DUI	6	0
Drunkenness	5	0
Family-Non Violent	0	0
Liquor Law Violations	0	0
Peeping Tom	0	0
Trespass	1	0
All Other Offenses	0	0
Total Group B	28	0

TIBRS Group A Offenses	Offenses		Arrests	
	Reported	Cleared	Adult	Juvenile
Crimes Against Persons				
Murder	0	0	0	0
Negligent Manslaughter	0	0	0	0
Kidnapping/Abduction	0	0	0	0
Forcible Rape	0	0	0	0
Forcible Sodomy	0	0	0	0
Sexual Assault W/Object	0	0	0	0
Forcible Fondling	0	0	0	0
Incest	0	0	0	0
Statutory Rape	0	0	0	0
Aggravated Assault	2	2	2	0
Simple Assault	7	6	6	0
Intimidation	3	2	2	0
Stalking	0	0	0	0
Commercial Sex Acts	0	0	0	0
Involuntary Servitude	0	0	0	0
Crimes Against Property				
Arson	0	0	0	0
Bribery	0	0	0	0
Burglary	10	0	0	0
Counterfeiting/Forgery	0	0	0	0
Destruction/Damage/Vandalism	4	2	1	0
Embezzlement	0	0	0	0
Extortion/Blackmail	0	0	0	0
Fraud - False Pretenses	0	0	0	0
Fraud - Credit Card/ATM	0	0	0	0
Fraud - Impersonation	0	0	0	0
Fraud - Welfare	0	0	0	0
Fraud - Wire	0	0	0	0
Motor Vehicle Theft	2	1	1	0
Robbery	0	0	0	0
Stolen Property Offenses	0	0	0	0
Theft - Pocket-picking	0	0	0	0
Theft - Purse Snatching	0	0	0	0
Theft - Shoplifting	5	4	4	0
Theft From Building	6	1	1	0
Theft From Coin Machine	0	0	0	0
Theft From Motor Vehicle	4	0	0	0
Theft of Motor Vehicle Parts	2	0	0	0
Theft - All Other Larceny	3	2	1	0
Crimes Against Society				
Drug/Narcotic Violations	3	2	2	0
Drug/Narcotic Equipment Violations	0	0	0	0
Gambling - Betting/Wagering	0	0	0	0
Gambling - Operating/Promoting	0	0	0	0
Gambling - Equipment Violations	0	0	0	0
Gambling - Sports Tampering	0	0	0	0
Pornography/Obscene Material	0	0	0	0
Prostitution	0	0	0	0
Prostitution Assisting/Promoting	0	0	0	0
Purchasing Prostitution	0	0	0	0
Weapon Law Violations	0	0	0	0
Total Group A Offenses	51	22	20	0



Grand Junction Police Department - 2013

2012 Population Estimate	315
Offense Overview	
Offense Total	23
Number Cleared	13
Percent Cleared	56.52 %
Group A Crimes per 100,000 population	7,301.6
Arrest Overview	
Total Arrests	14
Adult Arrests	13
Juvenile Arrests	1
Unknown Age	0
Arrests per 100,000 population	4,444.4
Average number offenses/incident	1.05

Domestic Violence Victims		
Offense	Reported	Cleared
Murder	0	0
Aggravated Assault	0	0
Simple Assault	3	2
Intimidation	1	1
Stalking	0	0
Forcible Rape	0	0
Forcible Sodomy	0	0
Sexual Assault W/Object	0	0
Forcible Fondling	0	0
Incest	0	0
Statutory Rape	0	0
Kidnapping/Abduction	0	0
Total	4	3

TIBRS Group B Arrests		
Offense	Adult	Juvenile
Bad Checks	0	0
Curfew/Vagrancy	0	0
Disorderly Conduct	0	1
DUI	1	0
Drunkenness	1	0
Family-Non Violent	0	0
Liquor Law Violations	0	0
Peeping Tom	0	0
Trespass	0	0
All Other Offenses	0	0
Total Group B	2	1

TIBRS Group A Offenses	Offenses		Arrests	
	Reported	Cleared	Adult	Juvenile
Crimes Against Persons				
Murder	0	0	0	0
Negligent Manslaughter	0	0	0	0
Kidnapping/Abduction	0	0	0	0
Forcible Rape	0	0	0	0
Forcible Sodomy	0	0	0	0
Sexual Assault W/Object	0	0	0	0
Forcible Fondling	0	0	0	0
Incest	0	0	0	0
Statutory Rape	0	0	0	0
Aggravated Assault	1	1	1	0
Simple Assault	3	2	1	0
Intimidation	1	1	1	0
Stalking	0	0	0	0
Commercial Sex Acts	0	0	0	0
Involuntary Servitude	0	0	0	0
Crimes Against Property				
Arson	0	0	0	0
Bribery	0	0	0	0
Burglary	0	0	0	0
Counterfeiting/Forgery	5	1	1	0
Destruction/Damage/Vandalism	0	0	0	0
Embezzlement	0	0	0	0
Extortion/Blackmail	0	0	0	0
Fraud - False Pretenses	0	0	0	0
Fraud - Credit Card/ATM	1	1	1	0
Fraud - Impersonation	0	0	0	0
Fraud - Welfare	0	0	0	0
Fraud - Wire	0	0	0	0
Motor Vehicle Theft	1	0	0	0
Robbery	1	1	1	0
Stolen Property Offenses	0	0	0	0
Theft - Pocket-picking	0	0	0	0
Theft - Purse Snatching	0	0	0	0
Theft - Shoplifting	1	0	0	0
Theft From Building	0	0	0	0
Theft From Coin Machine	0	0	0	0
Theft From Motor Vehicle	1	0	0	0
Theft of Motor Vehicle Parts	0	0	0	0
Theft - All Other Larceny	2	0	0	0
Crimes Against Society				
Drug/Narcotic Violations	5	5	4	0
Drug/Narcotic Equipment Violations	1	1	1	0
Gambling - Betting/Wagering	0	0	0	0
Gambling - Operating/Promoting	0	0	0	0
Gambling - Equipment Violations	0	0	0	0
Gambling - Sports Tampering	0	0	0	0
Pornography/Obscene Material	0	0	0	0
Prostitution	0	0	0	0
Prostitution Assisting/Promoting	0	0	0	0
Purchasing Prostitution	0	0	0	0
Weapon Law Violations	0	0	0	0
Total Group A Offenses	23	13	11	0



Graysville Police Department - 2013

2012 Population Estimate	1,510
Offense Overview	
Offense Total	130
Number Cleared	100
Percent Cleared	76.92 %
Group A Crimes per 100,000 population	8,609.3
Arrest Overview	
Total Arrests	171
Adult Arrests	169
Juvenile Arrests	2
Unknown Age	0
Arrests per 100,000 population	11,324.5
Average number offenses/incident	1.14

Domestic Violence Victims		
Offense	Reported	Cleared
Murder	0	0
Aggravated Assault	3	3
Simple Assault	1	1
Intimidation	1	1
Stalking	0	0
Forcible Rape	0	0
Forcible Sodomy	0	0
Sexual Assault W/Object	0	0
Forcible Fondling	0	0
Incest	0	0
Statutory Rape	1	0
Kidnapping/Abduction	0	0
Total	6	5

TIBRS Group B Arrests		
Offense	Adult	Juvenile
Bad Checks	0	0
Curfew/Vagrancy	0	0
Disorderly Conduct	1	0
DUI	25	0
Drunkenness	11	0
Family-Non Violent	0	1
Liquor Law Violations	0	0
Peeping Tom	0	0
Trespass	1	0
All Other Offenses	42	0
Total Group B	80	1

TIBRS Group A Offenses	Offenses		Arrests	
	Reported	Cleared	Adult	Juvenile
Crimes Against Persons				
Murder	0	0	0	0
Negligent Manslaughter	0	0	0	0
Kidnapping/Abduction	0	0	0	0
Forcible Rape	0	0	0	0
Forcible Sodomy	0	0	0	0
Sexual Assault W/Object	0	0	0	0
Forcible Fondling	2	2	2	0
Incest	0	0	0	0
Statutory Rape	1	0	0	0
Aggravated Assault	3	3	3	0
Simple Assault	11	10	9	0
Intimidation	1	1	1	0
Stalking	0	0	0	0
Commercial Sex Acts	0	0	0	0
Involuntary Servitude	0	0	0	0
Crimes Against Property				
Arson	0	0	0	0
Bribery	0	0	0	0
Burglary	6	3	2	0
Counterfeiting/Forgery	1	0	0	0
Destruction/Damage/Vandalism	16	3	3	0
Embezzlement	0	0	0	0
Extortion/Blackmail	0	0	0	0
Fraud - False Pretenses	0	0	0	0
Fraud - Credit Card/ATM	0	0	0	0
Fraud - Impersonation	3	2	2	0
Fraud - Welfare	0	0	0	0
Fraud - Wire	0	0	0	0
Motor Vehicle Theft	1	1	2	0
Robbery	1	0	0	0
Stolen Property Offenses	1	1	0	0
Theft - Pocket-picking	0	0	0	0
Theft - Purse Snatching	0	0	0	0
Theft - Shoplifting	1	1	1	0
Theft From Building	1	0	0	0
Theft From Coin Machine	0	0	0	0
Theft From Motor Vehicle	0	0	0	0
Theft of Motor Vehicle Parts	0	0	0	0
Theft - All Other Larceny	1	1	2	0
Crimes Against Society				
Drug/Narcotic Violations	60	52	56	1
Drug/Narcotic Equipment Violations	18	18	5	0
Gambling - Betting/Wagering	0	0	0	0
Gambling - Operating/Promoting	0	0	0	0
Gambling - Equipment Violations	0	0	0	0
Gambling - Sports Tampering	0	0	0	0
Pornography/Obscene Material	0	0	0	0
Prostitution	0	0	0	0
Prostitution Assisting/Promoting	0	0	0	0
Purchasing Prostitution	0	0	0	0
Weapon Law Violations	2	2	1	0
Total Group A Offenses	130	100	89	1



Greenbrier Police Department - 2013

2012 Population Estimate	6,553
Offense Overview	
Offense Total	344
Number Cleared	198
Percent Cleared	57.56 %
Group A Crimes per 100,000 population	5,249.5
Arrest Overview	
Total Arrests	159
Adult Arrests	108
Juvenile Arrests	51
Unknown Age	1
Arrests per 100,000 population	2,426.4
Average number offenses/incident	1.14

Domestic Violence Victims		
Offense	Reported	Cleared
Murder	0	0
Aggravated Assault	2	2
Simple Assault	46	42
Intimidation	12	10
Stalking	6	5
Forcible Rape	0	0
Forcible Sodomy	0	0
Sexual Assault W/Object	0	0
Forcible Fondling	0	0
Incest	0	0
Statutory Rape	0	0
Kidnapping/Abduction	0	0
Total	66	59

TIBRS Group B Arrests		
Offense	Adult	Juvenile
Bad Checks	0	0
Curfew/Vagrancy	0	9
Disorderly Conduct	0	0
DUI	10	0
Drunkenness	9	0
Family-Non Violent	0	0
Liquor Law Violations	4	2
Peeping Tom	0	0
Trespass	5	1
All Other Offenses	11	8
Total Group B	39	20

TIBRS Group A Offenses	Offenses		Arrests	
	Reported	Cleared	Adult	Juvenile
Crimes Against Persons				
Murder	0	0	0	0
Negligent Manslaughter	0	0	0	0
Kidnapping/Abduction	0	0	0	0
Forcible Rape	1	1	0	0
Forcible Sodomy	0	0	0	0
Sexual Assault W/Object	0	0	0	0
Forcible Fondling	1	1	0	0
Incest	0	0	0	0
Statutory Rape	0	0	0	0
Aggravated Assault	16	14	5	0
Simple Assault	73	62	23	9
Intimidation	32	21	6	0
Stalking	7	5	5	0
Commercial Sex Acts	0	0	0	0
Involuntary Servitude	0	0	0	0
Crimes Against Property				
Arson	2	2	2	0
Bribery	0	0	0	0
Burglary	26	9	6	5
Counterfeiting/Forgery	4	1	0	1
Destruction/Damage/Vandalism	51	22	2	13
Embezzlement	1	1	0	0
Extortion/Blackmail	1	0	0	0
Fraud - False Pretenses	10	4	1	0
Fraud - Credit Card/ATM	5	2	0	0
Fraud - Impersonation	2	1	0	0
Fraud - Welfare	0	0	0	0
Fraud - Wire	0	0	0	0
Motor Vehicle Theft	3	2	1	0
Robbery	2	2	4	0
Stolen Property Offenses	0	0	0	0
Theft - Pocket-picking	0	0	0	0
Theft - Purse Snatching	0	0	0	0
Theft - Shoplifting	7	5	0	0
Theft From Building	25	11	0	0
Theft From Coin Machine	0	0	0	0
Theft From Motor Vehicle	13	3	0	0
Theft of Motor Vehicle Parts	8	0	0	0
Theft - All Other Larceny	26	5	1	0
Crimes Against Society				
Drug/Narcotic Violations	16	14	10	2
Drug/Narcotic Equipment Violations	8	6	2	0
Gambling - Betting/Wagering	0	0	0	0
Gambling - Operating/Promoting	0	0	0	0
Gambling - Equipment Violations	0	0	0	0
Gambling - Sports Tampering	0	0	0	0
Pornography/Obscene Material	0	0	0	0
Prostitution	0	0	0	0
Prostitution Assisting/Promoting	0	0	0	0
Purchasing Prostitution	0	0	0	0
Weapon Law Violations	4	4	1	1
Total Group A Offenses	344	198	69	31



Greenville Police Department - 2013

2012 Population Estimate	15,024
Offense Overview	
Offense Total	1,616
Number Cleared	670
Percent Cleared	41.46 %
Group A Crimes per 100,000 population	10,756.1
Arrest Overview	
Total Arrests	868
Adult Arrests	827
Juvenile Arrests	41
Unknown Age	0
Arrests per 100,000 population	5,777.4
Average number offenses/incident	1.12

Domestic Violence Victims		
Offense	Reported	Cleared
Murder	0	0
Aggravated Assault	21	15
Simple Assault	101	76
Intimidation	35	22
Stalking	1	1
Forcible Rape	2	2
Forcible Sodomy	0	0
Sexual Assault W/Object	0	0
Forcible Fondling	0	0
Incest	3	3
Statutory Rape	0	0
Kidnapping/Abduction	2	2
Total	165	121

TIBRS Group B Arrests		
Offense	Adult	Juvenile
Bad Checks	0	0
Curfew/Vagrancy	0	0
Disorderly Conduct	7	0
DUI	86	0
Drunkenness	101	1
Family-Non Violent	0	0
Liquor Law Violations	3	1
Peeping Tom	0	0
Trespass	6	0
All Other Offenses	170	5
Total Group B	373	7

TIBRS Group A Offenses	Offenses		Arrests	
	Reported	Cleared	Adult	Juvenile
Crimes Against Persons				
Murder	0	0	0	0
Negligent Manslaughter	0	0	0	0
Kidnapping/Abduction	4	2	0	0
Forcible Rape	6	5	0	0
Forcible Sodomy	1	0	0	0
Sexual Assault W/Object	0	0	0	0
Forcible Fondling	4	2	0	0
Incest	3	3	0	0
Statutory Rape	0	0	0	0
Aggravated Assault	54	32	23	0
Simple Assault	207	110	76	5
Intimidation	117	45	12	1
Stalking	2	2	1	0
Commercial Sex Acts	0	0	0	0
Involuntary Servitude	0	0	0	0
Crimes Against Property				
Arson	0	0	0	0
Bribery	0	0	0	0
Burglary	123	25	14	1
Counterfeiting/Forgery	93	26	23	0
Destruction/Damage/Vandalism	177	23	10	4
Embezzlement	5	4	3	0
Extortion/Blackmail	2	0	0	0
Fraud - False Pretenses	43	20	8	0
Fraud - Credit Card/ATM	36	19	8	0
Fraud - Impersonation	25	8	4	0
Fraud - Welfare	0	0	0	0
Fraud - Wire	3	1	0	0
Motor Vehicle Theft	44	14	9	1
Robbery	9	4	6	1
Stolen Property Offenses	3	1	0	0
Theft - Pocket-picking	0	0	0	0
Theft - Purse Snatching	4	4	3	0
Theft - Shoplifting	180	140	135	17
Theft From Building	76	21	8	0
Theft From Coin Machine	5	0	0	0
Theft From Motor Vehicle	71	5	3	0
Theft of Motor Vehicle Parts	11	1	1	0
Theft - All Other Larceny	207	55	19	1
Crimes Against Society				
Drug/Narcotic Violations	56	56	63	3
Drug/Narcotic Equipment Violations	36	36	23	0
Gambling - Betting/Wagering	0	0	0	0
Gambling - Operating/Promoting	0	0	0	0
Gambling - Equipment Violations	0	0	0	0
Gambling - Sports Tampering	0	0	0	0
Pornography/Obscene Material	6	4	1	0
Prostitution	0	0	0	0
Prostitution Assisting/Promoting	0	0	0	0
Purchasing Prostitution	0	0	0	0
Weapon Law Violations	3	2	1	0
Total Group A Offenses	1,616	670	454	34



Greenfield Police Department - 2013

2012 Population Estimate	2,158
Offense Overview	
Offense Total	81
Number Cleared	61
Percent Cleared	75.31 %
Group A Crimes per 100,000 population	3,753.5
Arrest Overview	
Total Arrests	72
Adult Arrests	71
Juvenile Arrests	1
Unknown Age	0
Arrests per 100,000 population	3,336.4
Average number offenses/incident	1.29

Domestic Violence Victims		
Offense	Reported	Cleared
Murder	0	0
Aggravated Assault	2	2
Simple Assault	11	10
Intimidation	0	0
Stalking	0	0
Forcible Rape	0	0
Forcible Sodomy	0	0
Sexual Assault W/Object	0	0
Forcible Fondling	0	0
Incest	0	0
Statutory Rape	0	0
Kidnapping/Abduction	0	0
Total	13	12

TIBRS Group B Arrests		
Offense	Adult	Juvenile
Bad Checks	0	0
Curfew/Vagrancy	0	0
Disorderly Conduct	5	0
DUI	7	0
Drunkenness	4	0
Family-Non Violent	0	0
Liquor Law Violations	7	0
Peeping Tom	0	0
Trespass	0	0
All Other Offenses	2	0
Total Group B	25	0

TIBRS Group A Offenses	Offenses		Arrests	
	Reported	Cleared	Adult	Juvenile
Crimes Against Persons				
Murder	0	0	0	0
Negligent Manslaughter	0	0	0	0
Kidnapping/Abduction	0	0	0	0
Forcible Rape	0	0	0	0
Forcible Sodomy	0	0	0	0
Sexual Assault W/Object	0	0	0	0
Forcible Fondling	0	0	0	0
Incest	0	0	0	0
Statutory Rape	0	0	0	0
Aggravated Assault	3	3	3	0
Simple Assault	22	16	11	1
Intimidation	1	0	0	0
Stalking	1	1	1	0
Commercial Sex Acts	0	0	0	0
Involuntary Servitude	0	0	0	0
Crimes Against Property				
Arson	0	0	0	0
Bribery	0	0	0	0
Burglary	3	1	1	0
Counterfeiting/Forgery	2	1	1	0
Destruction/Damage/Vandalism	5	1	0	0
Embezzlement	0	0	0	0
Extortion/Blackmail	0	0	0	0
Fraud - False Pretenses	1	1	1	0
Fraud - Credit Card/ATM	1	1	1	0
Fraud - Impersonation	0	0	0	0
Fraud - Welfare	0	0	0	0
Fraud - Wire	0	0	0	0
Motor Vehicle Theft	1	0	0	0
Robbery	0	0	0	0
Stolen Property Offenses	0	0	0	0
Theft - Pocket-picking	0	0	0	0
Theft - Purse Snatching	0	0	0	0
Theft - Shoplifting	3	3	3	0
Theft From Building	0	0	0	0
Theft From Coin Machine	0	0	0	0
Theft From Motor Vehicle	0	0	0	0
Theft of Motor Vehicle Parts	1	0	0	0
Theft - All Other Larceny	7	3	2	0
Crimes Against Society				
Drug/Narcotic Violations	22	22	22	0
Drug/Narcotic Equipment Violations	7	7	0	0
Gambling - Betting/Wagering	0	0	0	0
Gambling - Operating/Promoting	0	0	0	0
Gambling - Equipment Violations	0	0	0	0
Gambling - Sports Tampering	0	0	0	0
Pornography/Obscene Material	0	0	0	0
Prostitution	0	0	0	0
Prostitution Assisting/Promoting	0	0	0	0
Purchasing Prostitution	0	0	0	0
Weapon Law Violations	1	1	0	0
Total Group A Offenses	81	61	46	1



Halls Police Department - 2013

2012 Population Estimate	2,229
Offense Overview	
Offense Total	117
Number Cleared	57
Percent Cleared	48.72 %
Group A Crimes per 100,000 population	5,249.0
Arrest Overview	
Total Arrests	69
Adult Arrests	63
Juvenile Arrests	6
Unknown Age	0
Arrests per 100,000 population	3,095.6
Average number offenses/incident	1.26

Domestic Violence Victims		
Offense	Reported	Cleared
Murder	0	0
Aggravated Assault	8	6
Simple Assault	11	8
Intimidation	2	2
Stalking	0	0
Forcible Rape	0	0
Forcible Sodomy	0	0
Sexual Assault W/Object	0	0
Forcible Fondling	0	0
Incest	0	0
Statutory Rape	0	0
Kidnapping/Abduction	3	2
Total	24	18

TIBRS Group B Arrests		
Offense	Adult	Juvenile
Bad Checks	0	0
Curfew/Vagrancy	0	0
Disorderly Conduct	5	0
DUI	7	0
Drunkenness	3	0
Family-Non Violent	0	0
Liquor Law Violations	0	0
Peeping Tom	0	0
Trespass	1	0
All Other Offenses	5	0
Total Group B	21	0

TIBRS Group A Offenses	Offenses		Arrests	
	Reported	Cleared	Adult	Juvenile
Crimes Against Persons				
Murder	0	0	0	0
Negligent Manslaughter	0	0	0	0
Kidnapping/Abduction	4	3	0	0
Forcible Rape	0	0	0	0
Forcible Sodomy	0	0	0	0
Sexual Assault W/Object	0	0	0	0
Forcible Fondling	0	0	0	0
Incest	0	0	0	0
Statutory Rape	1	1	1	0
Aggravated Assault	11	8	7	0
Simple Assault	19	12	10	0
Intimidation	4	4	2	0
Stalking	0	0	0	0
Commercial Sex Acts	0	0	0	0
Involuntary Servitude	0	0	0	0
Crimes Against Property				
Arson	0	0	0	0
Bribery	0	0	0	0
Burglary	18	4	4	0
Counterfeiting/Forgery	2	1	0	0
Destruction/Damage/Vandalism	11	3	3	0
Embezzlement	0	0	0	0
Extortion/Blackmail	0	0	0	0
Fraud - False Pretenses	3	2	0	0
Fraud - Credit Card/ATM	1	0	0	0
Fraud - Impersonation	0	0	0	0
Fraud - Welfare	0	0	0	0
Fraud - Wire	0	0	0	0
Motor Vehicle Theft	3	0	0	0
Robbery	3	1	0	1
Stolen Property Offenses	0	0	0	0
Theft - Pocket-picking	0	0	0	0
Theft - Purse Snatching	0	0	0	0
Theft - Shoplifting	2	2	2	0
Theft From Building	3	0	0	0
Theft From Coin Machine	0	0	0	0
Theft From Motor Vehicle	10	0	0	0
Theft of Motor Vehicle Parts	0	0	0	0
Theft - All Other Larceny	7	1	1	0
Crimes Against Society				
Drug/Narcotic Violations	9	9	9	5
Drug/Narcotic Equipment Violations	6	6	3	0
Gambling - Betting/Wagering	0	0	0	0
Gambling - Operating/Promoting	0	0	0	0
Gambling - Equipment Violations	0	0	0	0
Gambling - Sports Tampering	0	0	0	0
Pornography/Obscene Material	0	0	0	0
Prostitution	0	0	0	0
Prostitution Assisting/Promoting	0	0	0	0
Purchasing Prostitution	0	0	0	0
Weapon Law Violations	0	0	0	0
Total Group A Offenses	117	57	42	6



Harriman Police Department - 2013

2012 Population Estimate	6,264
Offense Overview	
Offense Total	771
Number Cleared	446
Percent Cleared	57.85 %
Group A Crimes per 100,000 population	12,308.4
Arrest Overview	
Total Arrests	502
Adult Arrests	493
Juvenile Arrests	9
Unknown Age	0
Arrests per 100,000 population	8,014.0
Average number offenses/incident	1.13

Domestic Violence Victims		
Offense	Reported	Cleared
Murder	0	0
Aggravated Assault	13	9
Simple Assault	53	45
Intimidation	6	5
Stalking	1	0
Forcible Rape	0	0
Forcible Sodomy	0	0
Sexual Assault W/Object	0	0
Forcible Fondling	0	0
Incest	0	0
Statutory Rape	0	0
Kidnapping/Abduction	1	1
Total	74	60

TIBRS Group B Arrests		
Offense	Adult	Juvenile
Bad Checks	0	0
Curfew/Vagrancy	0	0
Disorderly Conduct	6	0
DUI	19	0
Drunkenness	28	0
Family-Non Violent	3	0
Liquor Law Violations	3	0
Peeping Tom	0	0
Trespass	5	0
All Other Offenses	15	0
Total Group B	79	0

TIBRS Group A Offenses	Offenses		Arrests	
	Reported	Cleared	Adult	Juvenile
Crimes Against Persons				
Murder	0	0	0	0
Negligent Manslaughter	0	0	0	0
Kidnapping/Abduction	2	1	0	0
Forcible Rape	2	1	1	0
Forcible Sodomy	0	0	0	0
Sexual Assault W/Object	0	0	0	0
Forcible Fondling	2	0	0	0
Incest	0	0	0	0
Statutory Rape	0	0	0	0
Aggravated Assault	30	17	13	0
Simple Assault	76	54	46	1
Intimidation	10	9	7	0
Stalking	1	0	0	0
Commercial Sex Acts	0	0	0	0
Involuntary Servitude	0	0	0	0
Crimes Against Property				
Arson	2	1	1	0
Bribery	0	0	0	0
Burglary	79	13	8	2
Counterfeiting/Forgery	4	3	1	0
Destruction/Damage/Vandalism	40	7	6	0
Embezzlement	2	0	0	0
Extortion/Blackmail	0	0	0	0
Fraud - False Pretenses	2	1	1	0
Fraud - Credit Card/ATM	15	6	5	0
Fraud - Impersonation	13	12	6	0
Fraud - Welfare	0	0	0	0
Fraud - Wire	0	0	0	0
Motor Vehicle Theft	23	10	6	0
Robbery	8	4	4	0
Stolen Property Offenses	1	1	2	0
Theft - Pocket-picking	0	0	0	0
Theft - Purse Snatching	0	0	0	0
Theft - Shoplifting	60	47	49	2
Theft From Building	65	16	16	0
Theft From Coin Machine	4	0	0	0
Theft From Motor Vehicle	43	8	9	0
Theft of Motor Vehicle Parts	8	0	0	0
Theft - All Other Larceny	52	8	10	0
Crimes Against Society				
Drug/Narcotic Violations	124	124	152	4
Drug/Narcotic Equipment Violations	99	99	68	0
Gambling - Betting/Wagering	0	0	0	0
Gambling - Operating/Promoting	0	0	0	0
Gambling - Equipment Violations	0	0	0	0
Gambling - Sports Tampering	0	0	0	0
Pornography/Obscene Material	0	0	0	0
Prostitution	0	0	0	0
Prostitution Assisting/Promoting	0	0	0	0
Purchasing Prostitution	0	0	0	0
Weapon Law Violations	4	4	3	0
Total Group A Offenses	771	446	414	9



Henderson Police Department - 2013

2012 Population Estimate	6,379
Offense Overview	
Offense Total	465
Number Cleared	242
Percent Cleared	52.04 %
Group A Crimes per 100,000 population	7,289.5
Arrest Overview	
Total Arrests	298
Adult Arrests	268
Juvenile Arrests	30
Unknown Age	0
Arrests per 100,000 population	4,671.6
Average number offenses/incident	1.20

Domestic Violence Victims		
Offense	Reported	Cleared
Murder	0	0
Aggravated Assault	8	8
Simple Assault	34	28
Intimidation	5	1
Stalking	0	0
Forcible Rape	1	1
Forcible Sodomy	0	0
Sexual Assault W/Object	0	0
Forcible Fondling	0	0
Incest	0	0
Statutory Rape	0	0
Kidnapping/Abduction	2	2
Total	50	40

TIBRS Group B Arrests		
Offense	Adult	Juvenile
Bad Checks	0	0
Curfew/Vagrancy	0	0
Disorderly Conduct	5	5
DUI	15	0
Drunkenness	25	0
Family-Non Violent	0	0
Liquor Law Violations	24	5
Peeping Tom	0	0
Trespass	7	0
All Other Offenses	15	0
Total Group B	91	10

TIBRS Group A Offenses	Offenses		Arrests	
	Reported	Cleared	Adult	Juvenile
Crimes Against Persons				
Murder	0	0	0	0
Negligent Manslaughter	0	0	0	0
Kidnapping/Abduction	2	2	1	0
Forcible Rape	1	1	1	0
Forcible Sodomy	0	0	0	0
Sexual Assault W/Object	0	0	0	0
Forcible Fondling	1	0	0	0
Incest	0	0	0	0
Statutory Rape	0	0	0	0
Aggravated Assault	21	19	14	0
Simple Assault	54	36	29	0
Intimidation	29	2	0	1
Stalking	0	0	0	0
Commercial Sex Acts	0	0	0	0
Involuntary Servitude	0	0	0	0
Crimes Against Property				
Arson	1	1	1	0
Bribery	0	0	0	0
Burglary	60	8	7	0
Counterfeiting/Forgery	7	2	1	0
Destruction/Damage/Vandalism	57	18	11	5
Embezzlement	0	0	0	0
Extortion/Blackmail	1	0	0	0
Fraud - False Pretenses	7	2	2	0
Fraud - Credit Card/ATM	4	2	1	0
Fraud - Impersonation	5	1	1	0
Fraud - Welfare	1	0	0	0
Fraud - Wire	1	0	0	0
Motor Vehicle Theft	4	2	2	0
Robbery	2	0	0	0
Stolen Property Offenses	0	0	0	0
Theft - Pocket-picking	0	0	0	0
Theft - Purse Snatching	0	0	0	0
Theft - Shoplifting	24	19	12	7
Theft From Building	25	10	8	0
Theft From Coin Machine	0	0	0	0
Theft From Motor Vehicle	10	1	1	0
Theft of Motor Vehicle Parts	3	0	0	0
Theft - All Other Larceny	34	6	6	1
Crimes Against Society				
Drug/Narcotic Violations	67	67	63	6
Drug/Narcotic Equipment Violations	40	40	15	0
Gambling - Betting/Wagering	0	0	0	0
Gambling - Operating/Promoting	0	0	0	0
Gambling - Equipment Violations	0	0	0	0
Gambling - Sports Tampering	0	0	0	0
Pornography/Obscene Material	1	0	0	0
Prostitution	0	0	0	0
Prostitution Assisting/Promoting	0	0	0	0
Purchasing Prostitution	0	0	0	0
Weapon Law Violations	3	3	1	0
Total Group A Offenses	465	242	177	20



Hendersonville Police Department - 2013

2012 Population Estimate	53,080
Offense Overview	
Offense Total	2,078
Number Cleared	1,181
Percent Cleared	56.83 %
Group A Crimes per 100,000 population	3,914.8
Arrest Overview	
Total Arrests	1,713
Adult Arrests	1,377
Juvenile Arrests	336
Unknown Age	0
Arrests per 100,000 population	3,227.2
Average number offenses/incident	1.18

Domestic Violence Victims		
Offense	Reported	Cleared
Murder	1	1
Aggravated Assault	31	31
Simple Assault	189	131
Intimidation	18	17
Stalking	5	0
Forcible Rape	1	1
Forcible Sodomy	1	1
Sexual Assault W/Object	0	0
Forcible Fondling	3	0
Incest	0	0
Statutory Rape	0	0
Kidnapping/Abduction	3	2
Total	252	184

TIBRS Group B Arrests		
Offense	Adult	Juvenile
Bad Checks	0	0
Curfew/Vagrancy	0	43
Disorderly Conduct	22	3
DUI	231	1
Drunkenness	58	1
Family-Non Violent	6	2
Liquor Law Violations	77	27
Peeping Tom	0	0
Trespass	17	9
All Other Offenses	79	59
Total Group B	490	145

TIBRS Group A Offenses	Offenses		Arrests	
	Reported	Cleared	Adult	Juvenile
Crimes Against Persons				
Murder	1	1	1	0
Negligent Manslaughter	0	0	0	0
Kidnapping/Abduction	4	3	5	0
Forcible Rape	2	2	0	0
Forcible Sodomy	1	1	0	0
Sexual Assault W/Object	0	0	0	0
Forcible Fondling	10	2	1	1
Incest	0	0	0	0
Statutory Rape	4	3	3	0
Aggravated Assault	82	73	42	6
Simple Assault	310	179	137	24
Intimidation	42	25	16	3
Stalking	10	1	1	0
Commercial Sex Acts	0	0	0	0
Involuntary Servitude	0	0	0	0
Crimes Against Property				
Arson	3	2	3	1
Bribery	0	0	0	0
Burglary	94	37	34	11
Counterfeiting/Forgery	60	31	20	0
Destruction/Damage/Vandalism	201	56	18	25
Embezzlement	23	14	10	0
Extortion/Blackmail	0	0	0	0
Fraud - False Pretenses	98	46	24	2
Fraud - Credit Card/ATM	71	20	6	0
Fraud - Impersonation	37	15	5	1
Fraud - Welfare	0	0	0	0
Fraud - Wire	0	0	0	0
Motor Vehicle Theft	18	8	6	0
Robbery	5	4	4	0
Stolen Property Offenses	2	2	2	0
Theft - Pocket-picking	1	1	1	0
Theft - Purse Snatching	0	0	0	0
Theft - Shoplifting	295	230	253	55
Theft From Building	127	40	34	7
Theft From Coin Machine	0	0	0	0
Theft From Motor Vehicle	77	13	7	0
Theft of Motor Vehicle Parts	48	3	1	0
Theft - All Other Larceny	102	29	39	3
Crimes Against Society				
Drug/Narcotic Violations	177	172	142	41
Drug/Narcotic Equipment Violations	147	143	43	11
Gambling - Betting/Wagering	1	1	3	0
Gambling - Operating/Promoting	1	1	11	0
Gambling - Equipment Violations	0	0	0	0
Gambling - Sports Tampering	0	0	0	0
Pornography/Obscene Material	2	1	0	0
Prostitution	0	0	0	0
Prostitution Assisting/Promoting	0	0	0	0
Purchasing Prostitution	1	1	1	0
Weapon Law Violations	21	21	14	0
Total Group A Offenses	2,078	1,181	887	191



Henning Police Department - 2013

2012 Population Estimate	937
Offense Overview	
Offense Total	133
Number Cleared	31
Percent Cleared	23.31 %
Group A Crimes per 100,000 population	14,194.2
Arrest Overview	
Total Arrests	34
Adult Arrests	34
Juvenile Arrests	0
Unknown Age	0
Arrests per 100,000 population	3,628.6
Average number offenses/incident	1.28

Domestic Violence Victims		
Offense	Reported	Cleared
Murder	0	0
Aggravated Assault	1	1
Simple Assault	10	5
Intimidation	3	0
Stalking	0	0
Forcible Rape	0	0
Forcible Sodomy	0	0
Sexual Assault W/Object	0	0
Forcible Fondling	0	0
Incest	0	0
Statutory Rape	0	0
Kidnapping/Abduction	2	2
Total	16	8

TIBRS Group B Arrests		
Offense	Adult	Juvenile
Bad Checks	0	0
Curfew/Vagrancy	0	0
Disorderly Conduct	2	0
DUI	2	0
Drunkenness	3	0
Family-Non Violent	1	0
Liquor Law Violations	0	0
Peeping Tom	0	0
Trespass	0	0
All Other Offenses	0	0
Total Group B	8	0

TIBRS Group A Offenses	Offenses		Arrests	
	Reported	Cleared	Adult	Juvenile
Crimes Against Persons				
Murder	0	0	0	0
Negligent Manslaughter	0	0	0	0
Kidnapping/Abduction	2	2	1	0
Forcible Rape	0	0	0	0
Forcible Sodomy	0	0	0	0
Sexual Assault W/Object	0	0	0	0
Forcible Fondling	0	0	0	0
Incest	0	0	0	0
Statutory Rape	1	0	0	0
Aggravated Assault	8	5	4	0
Simple Assault	18	6	6	0
Intimidation	10	0	0	0
Stalking	0	0	0	0
Commercial Sex Acts	0	0	0	0
Involuntary Servitude	0	0	0	0
Crimes Against Property				
Arson	0	0	0	0
Bribery	0	0	0	0
Burglary	24	3	3	0
Counterfeiting/Forgery	0	0	0	0
Destruction/Damage/Vandalism	31	2	0	0
Embezzlement	0	0	0	0
Extortion/Blackmail	0	0	0	0
Fraud - False Pretenses	0	0	0	0
Fraud - Credit Card/ATM	0	0	0	0
Fraud - Impersonation	0	0	0	0
Fraud - Welfare	0	0	0	0
Fraud - Wire	0	0	0	0
Motor Vehicle Theft	1	0	0	0
Robbery	1	0	0	0
Stolen Property Offenses	1	1	0	0
Theft - Pocket-picking	0	0	0	0
Theft - Purse Snatching	0	0	0	0
Theft - Shoplifting	8	7	9	0
Theft From Building	3	0	0	0
Theft From Coin Machine	0	0	0	0
Theft From Motor Vehicle	2	0	0	0
Theft of Motor Vehicle Parts	2	0	0	0
Theft - All Other Larceny	17	2	1	0
Crimes Against Society				
Drug/Narcotic Violations	3	2	2	0
Drug/Narcotic Equipment Violations	1	1	0	0
Gambling - Betting/Wagering	0	0	0	0
Gambling - Operating/Promoting	0	0	0	0
Gambling - Equipment Violations	0	0	0	0
Gambling - Sports Tampering	0	0	0	0
Pornography/Obscene Material	0	0	0	0
Prostitution	0	0	0	0
Prostitution Assisting/Promoting	0	0	0	0
Purchasing Prostitution	0	0	0	0
Weapon Law Violations	0	0	0	0
Total Group A Offenses	133	31	26	0



Henry Police Department - 2013

2012 Population Estimate	463
Offense Overview	
Offense Total	35
Number Cleared	15
Percent Cleared	42.86 %
Group A Crimes per 100,000 population	7,559.4
Arrest Overview	
Total Arrests	16
Adult Arrests	16
Juvenile Arrests	0
Unknown Age	0
Arrests per 100,000 population	3,455.7
Average number offenses/incident	1.09

Domestic Violence Victims		
Offense	Reported	Cleared
Murder	0	0
Aggravated Assault	0	0
Simple Assault	1	1
Intimidation	3	1
Stalking	0	0
Forcible Rape	0	0
Forcible Sodomy	0	0
Sexual Assault W/Object	0	0
Forcible Fondling	0	0
Incest	0	0
Statutory Rape	0	0
Kidnapping/Abduction	0	0
Total	4	2

TIBRS Group B Arrests		
Offense	Adult	Juvenile
Bad Checks	0	0
Curfew/Vagrancy	0	0
Disorderly Conduct	1	0
DUI	2	0
Drunkenness	1	0
Family-Non Violent	0	0
Liquor Law Violations	0	0
Peeping Tom	0	0
Trespass	0	0
All Other Offenses	0	0
Total Group B	4	0

TIBRS Group A Offenses	Offenses		Arrests	
	Reported	Cleared	Adult	Juvenile
Crimes Against Persons				
Murder	0	0	0	0
Negligent Manslaughter	0	0	0	0
Kidnapping/Abduction	0	0	0	0
Forcible Rape	0	0	0	0
Forcible Sodomy	0	0	0	0
Sexual Assault W/Object	0	0	0	0
Forcible Fondling	0	0	0	0
Incest	0	0	0	0
Statutory Rape	0	0	0	0
Aggravated Assault	0	0	0	0
Simple Assault	1	1	1	0
Intimidation	3	1	1	0
Stalking	0	0	0	0
Commercial Sex Acts	0	0	0	0
Involuntary Servitude	0	0	0	0
Crimes Against Property				
Arson	0	0	0	0
Bribery	0	0	0	0
Burglary	6	1	1	0
Counterfeiting/Forgery	0	0	0	0
Destruction/Damage/Vandalism	4	1	0	0
Embezzlement	0	0	0	0
Extortion/Blackmail	0	0	0	0
Fraud - False Pretenses	0	0	0	0
Fraud - Credit Card/ATM	1	0	0	0
Fraud - Impersonation	0	0	0	0
Fraud - Welfare	0	0	0	0
Fraud - Wire	0	0	0	0
Motor Vehicle Theft	0	0	0	0
Robbery	0	0	0	0
Stolen Property Offenses	0	0	0	0
Theft - Pocket-picking	0	0	0	0
Theft - Purse Snatching	0	0	0	0
Theft - Shoplifting	0	0	0	0
Theft From Building	5	0	0	0
Theft From Coin Machine	0	0	0	0
Theft From Motor Vehicle	2	0	0	0
Theft of Motor Vehicle Parts	0	0	0	0
Theft - All Other Larceny	2	0	0	0
Crimes Against Society				
Drug/Narcotic Violations	7	7	8	0
Drug/Narcotic Equipment Violations	3	3	1	0
Gambling - Betting/Wagering	0	0	0	0
Gambling - Operating/Promoting	0	0	0	0
Gambling - Equipment Violations	0	0	0	0
Gambling - Sports Tampering	0	0	0	0
Pornography/Obscene Material	0	0	0	0
Prostitution	0	0	0	0
Prostitution Assisting/Promoting	0	0	0	0
Purchasing Prostitution	0	0	0	0
Weapon Law Violations	1	1	0	0
Total Group A Offenses	35	15	12	0



Hohenwald Police Department - 2013

2012 Population Estimate	3,682
Offense Overview	
Offense Total	464
Number Cleared	311
Percent Cleared	67.03 %
Group A Crimes per 100,000 population	12,601.8
Arrest Overview	
Total Arrests	362
Adult Arrests	315
Juvenile Arrests	47
Unknown Age	0
Arrests per 100,000 population	9,831.6
Average number offenses/incident	1.23

Domestic Violence Victims		
Offense	Reported	Cleared
Murder	0	0
Aggravated Assault	4	4
Simple Assault	38	36
Intimidation	4	1
Stalking	0	0
Forcible Rape	1	1
Forcible Sodomy	0	0
Sexual Assault W/Object	0	0
Forcible Fondling	0	0
Incest	0	0
Statutory Rape	0	0
Kidnapping/Abduction	1	1
Total	48	43

TIBRS Group B Arrests		
Offense	Adult	Juvenile
Bad Checks	0	0
Curfew/Vagrancy	0	20
Disorderly Conduct	3	0
DUI	39	0
Drunkenness	8	0
Family-Non Violent	9	0
Liquor Law Violations	30	0
Peeping Tom	0	0
Trespass	4	0
All Other Offenses	16	1
Total Group B	109	21

TIBRS Group A Offenses	Offenses		Arrests	
	Reported	Cleared	Adult	Juvenile
Crimes Against Persons				
Murder	1	1	1	0
Negligent Manslaughter	0	0	0	0
Kidnapping/Abduction	1	1	1	0
Forcible Rape	1	1	1	0
Forcible Sodomy	0	0	0	0
Sexual Assault W/Object	0	0	0	0
Forcible Fondling	0	0	0	0
Incest	0	0	0	0
Statutory Rape	1	1	1	0
Aggravated Assault	15	15	8	2
Simple Assault	90	85	67	10
Intimidation	8	4	3	0
Stalking	1	1	1	0
Commercial Sex Acts	0	0	0	0
Involuntary Servitude	0	0	0	0
Crimes Against Property				
Arson	0	0	0	0
Bribery	0	0	0	0
Burglary	21	7	3	1
Counterfeiting/Forgery	10	7	5	0
Destruction/Damage/Vandalism	51	11	1	5
Embezzlement	1	1	1	0
Extortion/Blackmail	0	0	0	0
Fraud - False Pretenses	7	6	1	0
Fraud - Credit Card/ATM	19	18	3	0
Fraud - Impersonation	0	0	0	0
Fraud - Welfare	0	0	0	0
Fraud - Wire	0	0	0	0
Motor Vehicle Theft	3	0	0	0
Robbery	3	0	0	0
Stolen Property Offenses	0	0	0	0
Theft - Pocket-picking	1	1	1	0
Theft - Purse Snatching	0	0	0	0
Theft - Shoplifting	29	25	23	2
Theft From Building	38	15	14	1
Theft From Coin Machine	0	0	0	0
Theft From Motor Vehicle	29	4	3	0
Theft of Motor Vehicle Parts	2	0	0	0
Theft - All Other Larceny	27	4	2	3
Crimes Against Society				
Drug/Narcotic Violations	63	63	53	0
Drug/Narcotic Equipment Violations	33	31	8	0
Gambling - Betting/Wagering	0	0	0	0
Gambling - Operating/Promoting	0	0	0	0
Gambling - Equipment Violations	0	0	0	0
Gambling - Sports Tampering	0	0	0	0
Pornography/Obscene Material	0	0	0	0
Prostitution	0	0	0	0
Prostitution Assisting/Promoting	0	0	0	0
Purchasing Prostitution	0	0	0	0
Weapon Law Violations	9	9	5	2
Total Group A Offenses	464	311	206	26



Hollow Rock Police Department - 2013

2012 Population Estimate	709
Offense Overview	
Offense Total	34
Number Cleared	20
Percent Cleared	58.82 %
Group A Crimes per 100,000 population	4,795.5
Arrest Overview	
Total Arrests	26
Adult Arrests	23
Juvenile Arrests	3
Unknown Age	0
Arrests per 100,000 population	3,667.1
Average number offenses/incident	1.21

Domestic Violence Victims		
Offense	Reported	Cleared
Murder	0	0
Aggravated Assault	3	3
Simple Assault	2	2
Intimidation	0	0
Stalking	0	0
Forcible Rape	0	0
Forcible Sodomy	0	0
Sexual Assault W/Object	0	0
Forcible Fondling	0	0
Incest	0	0
Statutory Rape	0	0
Kidnapping/Abduction	0	0
Total	5	5

TIBRS Group B Arrests		
Offense	Adult	Juvenile
Bad Checks	0	0
Curfew/Vagrancy	0	0
Disorderly Conduct	1	0
DUI	4	0
Drunkenness	1	0
Family-Non Violent	0	0
Liquor Law Violations	0	1
Peeping Tom	0	0
Trespass	0	0
All Other Offenses	1	0
Total Group B	7	1

TIBRS Group A Offenses	Offenses		Arrests	
	Reported	Cleared	Adult	Juvenile
Crimes Against Persons				
Murder	0	0	0	0
Negligent Manslaughter	0	0	0	0
Kidnapping/Abduction	0	0	0	0
Forcible Rape	0	0	0	0
Forcible Sodomy	0	0	0	0
Sexual Assault W/Object	0	0	0	0
Forcible Fondling	0	0	0	0
Incest	0	0	0	0
Statutory Rape	0	0	0	0
Aggravated Assault	5	5	4	1
Simple Assault	3	3	2	1
Intimidation	0	0	0	0
Stalking	0	0	0	0
Commercial Sex Acts	0	0	0	0
Involuntary Servitude	0	0	0	0
Crimes Against Property				
Arson	0	0	0	0
Bribery	0	0	0	0
Burglary	2	0	0	0
Counterfeiting/Forgery	0	0	0	0
Destruction/Damage/Vandalism	6	1	1	0
Embezzlement	0	0	0	0
Extortion/Blackmail	0	0	0	0
Fraud - False Pretenses	0	0	0	0
Fraud - Credit Card/ATM	4	1	1	0
Fraud - Impersonation	0	0	0	0
Fraud - Welfare	0	0	0	0
Fraud - Wire	0	0	0	0
Motor Vehicle Theft	1	0	0	0
Robbery	0	0	0	0
Stolen Property Offenses	0	0	0	0
Theft - Pocket-picking	0	0	0	0
Theft - Purse Snatching	0	0	0	0
Theft - Shoplifting	0	0	0	0
Theft From Building	2	1	1	0
Theft From Coin Machine	0	0	0	0
Theft From Motor Vehicle	1	0	0	0
Theft of Motor Vehicle Parts	0	0	0	0
Theft - All Other Larceny	2	1	1	0
Crimes Against Society				
Drug/Narcotic Violations	5	5	6	0
Drug/Narcotic Equipment Violations	3	3	0	0
Gambling - Betting/Wagering	0	0	0	0
Gambling - Operating/Promoting	0	0	0	0
Gambling - Equipment Violations	0	0	0	0
Gambling - Sports Tampering	0	0	0	0
Pornography/Obscene Material	0	0	0	0
Prostitution	0	0	0	0
Prostitution Assisting/Promoting	0	0	0	0
Purchasing Prostitution	0	0	0	0
Weapon Law Violations	0	0	0	0
Total Group A Offenses	34	20	16	2



Hornbeak Police Department - 2013

2012 Population Estimate	419
Offense Overview	
Offense Total	9
Number Cleared	6
Percent Cleared	66.67 %
Group A Crimes per 100,000 population	2,148.0
Arrest Overview	
Total Arrests	8
Adult Arrests	8
Juvenile Arrests	0
Unknown Age	0
Arrests per 100,000 population	1,909.3
Average number offenses/incident	1.29

Domestic Violence Victims		
Offense	Reported	Cleared
Murder	0	0
Aggravated Assault	0	0
Simple Assault	0	0
Intimidation	1	0
Stalking	0	0
Forcible Rape	0	0
Forcible Sodomy	0	0
Sexual Assault W/Object	0	0
Forcible Fondling	0	0
Incest	0	0
Statutory Rape	0	0
Kidnapping/Abduction	0	0
Total	1	0

TIBRS Group B Arrests		
Offense	Adult	Juvenile
Bad Checks	0	0
Curfew/Vagrancy	0	0
Disorderly Conduct	0	0
DUI	0	0
Drunkenness	2	0
Family-Non Violent	0	0
Liquor Law Violations	2	0
Peeping Tom	0	0
Trespass	0	0
All Other Offenses	0	0
Total Group B	4	0

TIBRS Group A Offenses	Offenses		Arrests	
	Reported	Cleared	Adult	Juvenile
Crimes Against Persons				
Murder	0	0	0	0
Negligent Manslaughter	0	0	0	0
Kidnapping/Abduction	0	0	0	0
Forcible Rape	0	0	0	0
Forcible Sodomy	0	0	0	0
Sexual Assault W/Object	0	0	0	0
Forcible Fondling	0	0	0	0
Incest	0	0	0	0
Statutory Rape	0	0	0	0
Aggravated Assault	0	0	0	0
Simple Assault	1	1	1	0
Intimidation	1	0	0	0
Stalking	0	0	0	0
Commercial Sex Acts	0	0	0	0
Involuntary Servitude	0	0	0	0
Crimes Against Property				
Arson	0	0	0	0
Bribery	0	0	0	0
Burglary	3	1	1	0
Counterfeiting/Forgery	2	2	2	0
Destruction/Damage/Vandalism	0	0	0	0
Embezzlement	0	0	0	0
Extortion/Blackmail	0	0	0	0
Fraud - False Pretenses	2	2	0	0
Fraud - Credit Card/ATM	0	0	0	0
Fraud - Impersonation	0	0	0	0
Fraud - Welfare	0	0	0	0
Fraud - Wire	0	0	0	0
Motor Vehicle Theft	0	0	0	0
Robbery	0	0	0	0
Stolen Property Offenses	0	0	0	0
Theft - Pocket-picking	0	0	0	0
Theft - Purse Snatching	0	0	0	0
Theft - Shoplifting	0	0	0	0
Theft From Building	0	0	0	0
Theft From Coin Machine	0	0	0	0
Theft From Motor Vehicle	0	0	0	0
Theft of Motor Vehicle Parts	0	0	0	0
Theft - All Other Larceny	0	0	0	0
Crimes Against Society				
Drug/Narcotic Violations	0	0	0	0
Drug/Narcotic Equipment Violations	0	0	0	0
Gambling - Betting/Wagering	0	0	0	0
Gambling - Operating/Promoting	0	0	0	0
Gambling - Equipment Violations	0	0	0	0
Gambling - Sports Tampering	0	0	0	0
Pornography/Obscene Material	0	0	0	0
Prostitution	0	0	0	0
Prostitution Assisting/Promoting	0	0	0	0
Purchasing Prostitution	0	0	0	0
Weapon Law Violations	0	0	0	0
Total Group A Offenses	9	6	4	0



Humboldt Police Department - 2013

2012 Population Estimate	8,454
Offense Overview	
Offense Total	1,167
Number Cleared	436
Percent Cleared	37.36 %
Group A Crimes per 100,000 population	13,804.1
Arrest Overview	
Total Arrests	585
Adult Arrests	512
Juvenile Arrests	73
Unknown Age	0
Arrests per 100,000 population	6,919.8
Average number offenses/incident	1.23

Domestic Violence Victims		
Offense	Reported	Cleared
Murder	0	0
Aggravated Assault	52	38
Simple Assault	136	73
Intimidation	27	6
Stalking	1	0
Forcible Rape	5	5
Forcible Sodomy	0	0
Sexual Assault W/Object	1	1
Forcible Fondling	0	0
Incest	0	0
Statutory Rape	0	0
Kidnapping/Abduction	5	4
Total	227	127

TIBRS Group B Arrests		
Offense	Adult	Juvenile
Bad Checks	0	0
Curfew/Vagrancy	0	2
Disorderly Conduct	37	19
DUI	61	1
Drunkenness	57	1
Family-Non Violent	5	0
Liquor Law Violations	17	2
Peeping Tom	0	0
Trespass	1	0
All Other Offenses	34	3
Total Group B	212	28

TIBRS Group A Offenses	Offenses		Arrests	
	Reported	Cleared	Adult	Juvenile
Crimes Against Persons				
Murder	3	3	3	0
Negligent Manslaughter	0	0	0	0
Kidnapping/Abduction	6	4	0	0
Forcible Rape	7	6	2	4
Forcible Sodomy	1	0	0	0
Sexual Assault W/Object	2	2	1	0
Forcible Fondling	5	1	0	1
Incest	0	0	0	0
Statutory Rape	1	1	1	0
Aggravated Assault	107	62	40	5
Simple Assault	212	90	73	7
Intimidation	87	7	4	1
Stalking	1	0	0	0
Commercial Sex Acts	0	0	0	0
Involuntary Servitude	0	0	0	0
Crimes Against Property				
Arson	5	1	1	0
Bribery	0	0	0	0
Burglary	71	8	9	0
Counterfeiting/Forgery	9	3	2	0
Destruction/Damage/Vandalism	139	15	6	1
Embezzlement	3	0	0	0
Extortion/Blackmail	0	0	0	0
Fraud - False Pretenses	7	1	0	0
Fraud - Credit Card/ATM	4	0	0	0
Fraud - Impersonation	18	14	10	1
Fraud - Welfare	0	0	0	0
Fraud - Wire	0	0	0	0
Motor Vehicle Theft	10	2	2	0
Robbery	14	5	9	0
Stolen Property Offenses	0	0	0	0
Theft - Pocket-picking	0	0	0	0
Theft - Purse Snatching	0	0	0	0
Theft - Shoplifting	91	17	10	6
Theft From Building	80	14	9	1
Theft From Coin Machine	0	0	0	0
Theft From Motor Vehicle	20	2	2	1
Theft of Motor Vehicle Parts	16	0	0	0
Theft - All Other Larceny	66	5	5	0
Crimes Against Society				
Drug/Narcotic Violations	102	99	95	15
Drug/Narcotic Equipment Violations	63	60	10	0
Gambling - Betting/Wagering	0	0	0	0
Gambling - Operating/Promoting	0	0	0	0
Gambling - Equipment Violations	0	0	0	0
Gambling - Sports Tampering	0	0	0	0
Pornography/Obscene Material	0	0	0	0
Prostitution	0	0	0	0
Prostitution Assisting/Promoting	0	0	0	0
Purchasing Prostitution	0	0	0	0
Weapon Law Violations	17	14	6	2
Total Group A Offenses	1,167	436	300	45



Huntingdon Police Department - 2013

2012 Population Estimate	3,975
Offense Overview	
Offense Total	276
Number Cleared	187
Percent Cleared	67.75 %
Group A Crimes per 100,000 population	6,943.4
Arrest Overview	
Total Arrests	270
Adult Arrests	257
Juvenile Arrests	13
Unknown Age	0
Arrests per 100,000 population	6,792.5
Average number offenses/incident	1.05

Domestic Violence Victims		
Offense	Reported	Cleared
Murder	1	1
Aggravated Assault	2	2
Simple Assault	23	22
Intimidation	0	0
Stalking	0	0
Forcible Rape	0	0
Forcible Sodomy	0	0
Sexual Assault W/Object	0	0
Forcible Fondling	0	0
Incest	0	0
Statutory Rape	0	0
Kidnapping/Abduction	0	0
Total	26	25

TIBRS Group B Arrests		
Offense	Adult	Juvenile
Bad Checks	0	0
Curfew/Vagrancy	0	0
Disorderly Conduct	10	0
DUI	18	0
Drunkenness	17	0
Family-Non Violent	4	0
Liquor Law Violations	9	1
Peeping Tom	0	0
Trespass	8	0
All Other Offenses	13	0
Total Group B	79	1

TIBRS Group A Offenses	Offenses		Arrests	
	Reported	Cleared	Adult	Juvenile
Crimes Against Persons				
Murder	1	1	0	0
Negligent Manslaughter	0	0	0	0
Kidnapping/Abduction	0	0	0	0
Forcible Rape	0	0	0	0
Forcible Sodomy	0	0	0	0
Sexual Assault W/Object	0	0	0	0
Forcible Fondling	0	0	0	0
Incest	0	0	0	0
Statutory Rape	0	0	0	0
Aggravated Assault	6	6	5	1
Simple Assault	30	28	26	1
Intimidation	1	0	0	0
Stalking	1	1	1	0
Commercial Sex Acts	0	0	0	0
Involuntary Servitude	0	0	0	0
Crimes Against Property				
Arson	0	0	0	0
Bribery	0	0	0	0
Burglary	22	3	5	0
Counterfeiting/Forgery	4	2	3	0
Destruction/Damage/Vandalism	21	3	1	0
Embezzlement	0	0	0	0
Extortion/Blackmail	0	0	0	0
Fraud - False Pretenses	5	3	5	0
Fraud - Credit Card/ATM	15	3	3	0
Fraud - Impersonation	1	0	0	0
Fraud - Welfare	0	0	0	0
Fraud - Wire	0	0	0	0
Motor Vehicle Theft	0	0	0	0
Robbery	1	0	0	0
Stolen Property Offenses	0	0	0	0
Theft - Pocket-picking	1	0	0	0
Theft - Purse Snatching	0	0	0	0
Theft - Shoplifting	85	74	74	7
Theft From Building	14	6	4	0
Theft From Coin Machine	0	0	0	0
Theft From Motor Vehicle	2	0	0	0
Theft of Motor Vehicle Parts	1	0	0	0
Theft - All Other Larceny	15	8	8	3
Crimes Against Society				
Drug/Narcotic Violations	35	34	33	0
Drug/Narcotic Equipment Violations	11	11	7	0
Gambling - Betting/Wagering	0	0	0	0
Gambling - Operating/Promoting	0	0	0	0
Gambling - Equipment Violations	0	0	0	0
Gambling - Sports Tampering	0	0	0	0
Pornography/Obscene Material	1	1	1	0
Prostitution	0	0	0	0
Prostitution Assisting/Promoting	0	0	0	0
Purchasing Prostitution	0	0	0	0
Weapon Law Violations	3	3	2	0
Total Group A Offenses	276	187	178	12



Huntland Police Department - 2013

2012 Population Estimate	855
Offense Overview	
Offense Total	35
Number Cleared	17
Percent Cleared	48.57 %
Group A Crimes per 100,000 population	4,093.6
Arrest Overview	
Total Arrests	31
Adult Arrests	31
Juvenile Arrests	0
Unknown Age	0
Arrests per 100,000 population	3,625.7
Average number offenses/incident	1.17

Domestic Violence Victims		
Offense	Reported	Cleared
Murder	0	0
Aggravated Assault	2	2
Simple Assault	3	2
Intimidation	0	0
Stalking	1	0
Forcible Rape	0	0
Forcible Sodomy	0	0
Sexual Assault W/Object	0	0
Forcible Fondling	0	0
Incest	0	0
Statutory Rape	0	0
Kidnapping/Abduction	0	0
Total	6	4

TIBRS Group B Arrests		
Offense	Adult	Juvenile
Bad Checks	0	0
Curfew/Vagrancy	0	0
Disorderly Conduct	0	0
DUI	12	0
Drunkenness	1	0
Family-Non Violent	0	0
Liquor Law Violations	0	0
Peeping Tom	0	0
Trespass	0	0
All Other Offenses	0	0
Total Group B	13	0

TIBRS Group A Offenses	Offenses		Arrests	
	Reported	Cleared	Adult	Juvenile
Crimes Against Persons				
Murder	0	0	0	0
Negligent Manslaughter	0	0	0	0
Kidnapping/Abduction	0	0	0	0
Forcible Rape	0	0	0	0
Forcible Sodomy	0	0	0	0
Sexual Assault W/Object	0	0	0	0
Forcible Fondling	0	0	0	0
Incest	0	0	0	0
Statutory Rape	0	0	0	0
Aggravated Assault	5	3	2	0
Simple Assault	4	2	2	0
Intimidation	1	0	0	0
Stalking	2	0	0	0
Commercial Sex Acts	0	0	0	0
Involuntary Servitude	0	0	0	0
Crimes Against Property				
Arson	0	0	0	0
Bribery	0	0	0	0
Burglary	1	1	1	0
Counterfeiting/Forgery	0	0	0	0
Destruction/Damage/Vandalism	0	0	0	0
Embezzlement	0	0	0	0
Extortion/Blackmail	0	0	0	0
Fraud - False Pretenses	1	0	0	0
Fraud - Credit Card/ATM	0	0	0	0
Fraud - Impersonation	0	0	0	0
Fraud - Welfare	0	0	0	0
Fraud - Wire	0	0	0	0
Motor Vehicle Theft	1	1	0	0
Robbery	0	0	0	0
Stolen Property Offenses	0	0	0	0
Theft - Pocket-picking	0	0	0	0
Theft - Purse Snatching	0	0	0	0
Theft - Shoplifting	1	0	0	0
Theft From Building	0	0	0	0
Theft From Coin Machine	0	0	0	0
Theft From Motor Vehicle	2	0	0	0
Theft of Motor Vehicle Parts	0	0	0	0
Theft - All Other Larceny	3	2	3	0
Crimes Against Society				
Drug/Narcotic Violations	12	8	10	0
Drug/Narcotic Equipment Violations	2	0	0	0
Gambling - Betting/Wagering	0	0	0	0
Gambling - Operating/Promoting	0	0	0	0
Gambling - Equipment Violations	0	0	0	0
Gambling - Sports Tampering	0	0	0	0
Pornography/Obscene Material	0	0	0	0
Prostitution	0	0	0	0
Prostitution Assisting/Promoting	0	0	0	0
Purchasing Prostitution	0	0	0	0
Weapon Law Violations	0	0	0	0
Total Group A Offenses	35	17	18	0



Jacksboro Police Department - 2013

2012 Population Estimate	2,010
Offense Overview	
Offense Total	423
Number Cleared	305
Percent Cleared	72.10 %
Group A Crimes per 100,000 population	21,044.8
Arrest Overview	
Total Arrests	346
Adult Arrests	333
Juvenile Arrests	13
Unknown Age	0
Arrests per 100,000 population	17,213.9
Average number offenses/incident	1.24

Domestic Violence Victims		
Offense	Reported	Cleared
Murder	0	0
Aggravated Assault	2	2
Simple Assault	13	13
Intimidation	2	0
Stalking	0	0
Forcible Rape	0	0
Forcible Sodomy	0	0
Sexual Assault W/Object	0	0
Forcible Fondling	0	0
Incest	0	0
Statutory Rape	0	0
Kidnapping/Abduction	0	0
Total	17	15

TIBRS Group B Arrests		
Offense	Adult	Juvenile
Bad Checks	3	0
Curfew/Vagrancy	0	0
Disorderly Conduct	13	0
DUI	22	0
Drunkenness	21	0
Family-Non Violent	0	0
Liquor Law Violations	2	0
Peeping Tom	0	0
Trespass	16	0
All Other Offenses	3	3
Total Group B	80	3

TIBRS Group A Offenses	Offenses		Arrests	
	Reported	Cleared	Adult	Juvenile
Crimes Against Persons				
Murder	0	0	0	0
Negligent Manslaughter	0	0	0	0
Kidnapping/Abduction	0	0	0	0
Forcible Rape	0	0	0	0
Forcible Sodomy	0	0	0	0
Sexual Assault W/Object	0	0	0	0
Forcible Fondling	0	0	0	0
Incest	0	0	0	0
Statutory Rape	0	0	0	0
Aggravated Assault	4	4	3	1
Simple Assault	22	20	14	1
Intimidation	17	2	2	0
Stalking	0	0	0	0
Commercial Sex Acts	0	0	0	0
Involuntary Servitude	0	0	0	0
Crimes Against Property				
Arson	0	0	0	0
Bribery	0	0	0	0
Burglary	11	4	7	0
Counterfeiting/Forgery	3	1	2	0
Destruction/Damage/Vandalism	43	20	6	0
Embezzlement	1	1	1	0
Extortion/Blackmail	0	0	0	0
Fraud - False Pretenses	3	2	2	0
Fraud - Credit Card/ATM	4	0	0	0
Fraud - Impersonation	8	7	5	0
Fraud - Welfare	0	0	0	0
Fraud - Wire	0	0	0	0
Motor Vehicle Theft	3	0	0	0
Robbery	0	0	0	0
Stolen Property Offenses	0	0	0	0
Theft - Pocket-picking	0	0	0	0
Theft - Purse Snatching	0	0	0	0
Theft - Shoplifting	171	161	169	7
Theft From Building	3	0	0	0
Theft From Coin Machine	1	0	0	0
Theft From Motor Vehicle	18	1	1	0
Theft of Motor Vehicle Parts	1	0	0	0
Theft - All Other Larceny	30	2	2	0
Crimes Against Society				
Drug/Narcotic Violations	38	38	26	0
Drug/Narcotic Equipment Violations	40	40	12	1
Gambling - Betting/Wagering	0	0	0	0
Gambling - Operating/Promoting	0	0	0	0
Gambling - Equipment Violations	0	0	0	0
Gambling - Sports Tampering	0	0	0	0
Pornography/Obscene Material	0	0	0	0
Prostitution	0	0	0	0
Prostitution Assisting/Promoting	0	0	0	0
Purchasing Prostitution	0	0	0	0
Weapon Law Violations	2	2	1	0
Total Group A Offenses	423	305	253	10



Jackson Police Department - 2013

2012 Population Estimate	67,265
Offense Overview	
Offense Total	9,994
Number Cleared	3,861
Percent Cleared	38.63 %
Group A Crimes per 100,000 population	14,857.7
Arrest Overview	
Total Arrests	4,781
Adult Arrests	4,218
Juvenile Arrests	563
Unknown Age	0
Arrests per 100,000 population	7,107.7
Average number offenses/incident	1.18

Domestic Violence Victims		
Offense	Reported	Cleared
Murder	2	2
Aggravated Assault	289	213
Simple Assault	960	642
Intimidation	161	72
Stalking	11	8
Forcible Rape	12	10
Forcible Sodomy	4	3
Sexual Assault W/Object	1	1
Forcible Fondling	3	2
Incest	1	0
Statutory Rape	1	1
Kidnapping/Abduction	25	19
Total	1,470	973

TIBRS Group B Arrests		
Offense	Adult	Juvenile
Bad Checks	0	0
Curfew/Vagrancy	7	11
Disorderly Conduct	56	63
DUI	212	0
Drunkenness	174	3
Family-Non Violent	4	0
Liquor Law Violations	51	20
Peeping Tom	0	0
Trespass	74	10
All Other Offenses	1,146	16
Total Group B	1,724	123

TIBRS Group A Offenses	Offenses		Arrests	
	Reported	Cleared	Adult	Juvenile
Crimes Against Persons				
Murder	11	6	5	0
Negligent Manslaughter	0	0	0	0
Kidnapping/Abduction	35	23	15	2
Forcible Rape	30	20	12	4
Forcible Sodomy	11	6	0	0
Sexual Assault W/Object	3	3	0	0
Forcible Fondling	21	11	4	2
Incest	1	0	0	0
Statutory Rape	8	5	5	0
Aggravated Assault	732	382	306	32
Simple Assault	1,663	893	468	103
Intimidation	497	146	39	7
Stalking	27	16	5	0
Commercial Sex Acts	0	0	0	0
Involuntary Servitude	0	0	0	0
Crimes Against Property				
Arson	23	5	6	1
Bribery	0	0	0	0
Burglary	836	97	50	17
Counterfeiting/Forgery	193	37	47	1
Destruction/Damage/Vandalism	1,451	361	112	27
Embezzlement	50	23	17	1
Extortion/Blackmail	2	2	2	0
Fraud - False Pretenses	193	38	10	0
Fraud - Credit Card/ATM	175	19	6	1
Fraud - Impersonation	128	61	53	1
Fraud - Welfare	1	0	0	0
Fraud - Wire	24	1	0	0
Motor Vehicle Theft	164	44	26	1
Robbery	152	48	52	15
Stolen Property Offenses	33	25	7	0
Theft - Pocket-picking	4	0	0	0
Theft - Purse Snatching	0	0	0	1
Theft - Shoplifting	759	552	476	138
Theft From Building	639	104	68	11
Theft From Coin Machine	7	1	0	0
Theft From Motor Vehicle	428	32	23	1
Theft of Motor Vehicle Parts	203	5	4	2
Theft - All Other Larceny	476	59	100	21
Crimes Against Society				
Drug/Narcotic Violations	589	479	449	28
Drug/Narcotic Equipment Violations	262	209	52	2
Gambling - Betting/Wagering	0	0	0	0
Gambling - Operating/Promoting	0	0	0	0
Gambling - Equipment Violations	1	1	1	0
Gambling - Sports Tampering	0	0	0	0
Pornography/Obscene Material	3	2	3	0
Prostitution	1	1	1	0
Prostitution Assisting/Promoting	2	1	1	0
Purchasing Prostitution	0	0	0	0
Weapon Law Violations	156	143	69	21
Total Group A Offenses	9,994	3,861	2,494	440



Jamestown Police Department - 2013

2012 Population Estimate	1,953
Offense Overview	
Offense Total	186
Number Cleared	62
Percent Cleared	33.33 %
Group A Crimes per 100,000 population	9,523.8
Arrest Overview	
Total Arrests	94
Adult Arrests	93
Juvenile Arrests	1
Unknown Age	0
Arrests per 100,000 population	4,813.1
Average number offenses/incident	1.01

Domestic Violence Victims		
Offense	Reported	Cleared
Murder	0	0
Aggravated Assault	1	1
Simple Assault	8	5
Intimidation	2	2
Stalking	0	0
Forcible Rape	0	0
Forcible Sodomy	0	0
Sexual Assault W/Object	0	0
Forcible Fondling	0	0
Incest	0	0
Statutory Rape	0	0
Kidnapping/Abduction	0	0
Total	11	8

TIBRS Group B Arrests		
Offense	Adult	Juvenile
Bad Checks	0	0
Curfew/Vagrancy	0	0
Disorderly Conduct	10	0
DUI	6	0
Drunkenness	10	0
Family-Non Violent	0	0
Liquor Law Violations	0	0
Peeping Tom	0	0
Trespass	4	0
All Other Offenses	3	1
Total Group B	33	1

TIBRS Group A Offenses	Offenses		Arrests	
	Reported	Cleared	Adult	Juvenile
Crimes Against Persons				
Murder	0	0	0	0
Negligent Manslaughter	0	0	0	0
Kidnapping/Abduction	0	0	0	0
Forcible Rape	0	0	0	0
Forcible Sodomy	0	0	0	0
Sexual Assault W/Object	0	0	0	0
Forcible Fondling	0	0	0	0
Incest	0	0	0	0
Statutory Rape	0	0	0	0
Aggravated Assault	8	6	5	0
Simple Assault	20	13	13	0
Intimidation	2	2	2	0
Stalking	0	0	0	0
Commercial Sex Acts	0	0	0	0
Involuntary Servitude	0	0	0	0
Crimes Against Property				
Arson	0	0	0	0
Bribery	0	0	0	0
Burglary	12	3	2	0
Counterfeiting/Forgery	2	1	1	0
Destruction/Damage/Vandalism	18	2	2	0
Embezzlement	0	0	0	0
Extortion/Blackmail	0	0	0	0
Fraud - False Pretenses	0	0	0	0
Fraud - Credit Card/ATM	0	0	0	0
Fraud - Impersonation	2	1	1	0
Fraud - Welfare	0	0	0	0
Fraud - Wire	0	0	0	0
Motor Vehicle Theft	2	1	1	0
Robbery	0	0	0	0
Stolen Property Offenses	0	0	0	0
Theft - Pocket-picking	0	0	0	0
Theft - Purse Snatching	1	0	0	0
Theft - Shoplifting	15	4	4	0
Theft From Building	55	7	7	0
Theft From Coin Machine	2	1	1	0
Theft From Motor Vehicle	10	2	2	0
Theft of Motor Vehicle Parts	0	0	0	0
Theft - All Other Larceny	9	0	0	0
Crimes Against Society				
Drug/Narcotic Violations	17	16	16	0
Drug/Narcotic Equipment Violations	11	3	3	0
Gambling - Betting/Wagering	0	0	0	0
Gambling - Operating/Promoting	0	0	0	0
Gambling - Equipment Violations	0	0	0	0
Gambling - Sports Tampering	0	0	0	0
Pornography/Obscene Material	0	0	0	0
Prostitution	0	0	0	0
Prostitution Assisting/Promoting	0	0	0	0
Purchasing Prostitution	0	0	0	0
Weapon Law Violations	0	0	0	0
Total Group A Offenses	186	62	60	0



Jasper Police Department - 2013

2012 Population Estimate	3,272
Offense Overview	
Offense Total	248
Number Cleared	146
Percent Cleared	58.87 %
Group A Crimes per 100,000 population	7,579.5

Arrest Overview	
Total Arrests	225
Adult Arrests	206
Juvenile Arrests	19
Unknown Age	0
Arrests per 100,000 population	6,876.5
Average number offenses/incident	1.16

Domestic Violence Victims		
Offense	Reported	Cleared
Murder	0	0
Aggravated Assault	2	2
Simple Assault	16	16
Intimidation	2	2
Stalking	0	0
Forcible Rape	0	0
Forcible Sodomy	0	0
Sexual Assault W/Object	0	0
Forcible Fondling	0	0
Incest	0	0
Statutory Rape	0	0
Kidnapping/Abduction	0	0
Total	20	20

TIBRS Group B Arrests		
Offense	Adult	Juvenile
Bad Checks	1	0
Curfew/Vagrancy	0	0
Disorderly Conduct	24	1
DUI	12	0
Drunkenness	38	0
Family-Non Violent	0	0
Liquor Law Violations	2	3
Peeping Tom	0	0
Trespass	6	1
All Other Offenses	8	0
Total Group B	91	5

TIBRS Group A Offenses	Offenses		Arrests	
	Reported	Cleared	Adult	Juvenile
Crimes Against Persons				
Murder	0	0	0	0
Negligent Manslaughter	0	0	0	0
Kidnapping/Abduction	0	0	0	0
Forcible Rape	0	0	0	0
Forcible Sodomy	0	0	0	0
Sexual Assault W/Object	0	0	0	0
Forcible Fondling	0	0	0	0
Incest	0	0	0	0
Statutory Rape	0	0	0	0
Aggravated Assault	8	8	5	0
Simple Assault	28	21	18	1
Intimidation	10	4	4	0
Stalking	1	1	1	0
Commercial Sex Acts	0	0	0	0
Involuntary Servitude	0	0	0	0
Crimes Against Property				
Arson	1	0	0	0
Bribery	0	0	0	0
Burglary	23	8	2	0
Counterfeiting/Forgery	5	1	1	0
Destruction/Damage/Vandalism	37	11	7	6
Embezzlement	0	0	0	0
Extortion/Blackmail	0	0	0	0
Fraud - False Pretenses	12	8	3	0
Fraud - Credit Card/ATM	10	4	3	0
Fraud - Impersonation	4	4	0	0
Fraud - Welfare	0	0	0	0
Fraud - Wire	0	0	0	0
Motor Vehicle Theft	4	1	1	0
Robbery	0	0	0	0
Stolen Property Offenses	0	0	0	0
Theft - Pocket-picking	1	1	1	0
Theft - Purse Snatching	0	0	0	0
Theft - Shoplifting	8	6	8	0
Theft From Building	14	8	7	1
Theft From Coin Machine	4	0	0	0
Theft From Motor Vehicle	11	7	2	3
Theft of Motor Vehicle Parts	4	1	2	0
Theft - All Other Larceny	14	3	2	1
Crimes Against Society				
Drug/Narcotic Violations	28	28	22	2
Drug/Narcotic Equipment Violations	14	14	21	0
Gambling - Betting/Wagering	0	0	0	0
Gambling - Operating/Promoting	0	0	0	0
Gambling - Equipment Violations	0	0	0	0
Gambling - Sports Tampering	0	0	0	0
Pornography/Obscene Material	0	0	0	0
Prostitution	0	0	0	0
Prostitution Assisting/Promoting	0	0	0	0
Purchasing Prostitution	0	0	0	0
Weapon Law Violations	7	7	5	0
Total Group A Offenses	248	146	115	14



Jefferson City Police Department - 2013

2012 Population Estimate	8,184
Offense Overview	
Offense Total	952
Number Cleared	632
Percent Cleared	66.39 %
Group A Crimes per 100,000 population	11,632.5
Arrest Overview	
Total Arrests	633
Adult Arrests	602
Juvenile Arrests	31
Unknown Age	2
Arrests per 100,000 population	7,734.6
Average number offenses/incident	1.22

Domestic Violence Victims		
Offense	Reported	Cleared
Murder	0	0
Aggravated Assault	8	5
Simple Assault	75	63
Intimidation	10	3
Stalking	3	1
Forcible Rape	2	2
Forcible Sodomy	0	0
Sexual Assault W/Object	1	0
Forcible Fondling	0	0
Incest	0	0
Statutory Rape	0	0
Kidnapping/Abduction	0	0
Total	99	74

TIBRS Group B Arrests		
Offense	Adult	Juvenile
Bad Checks	0	0
Curfew/Vagrancy	0	0
Disorderly Conduct	5	1
DUI	57	0
Drunkenness	53	0
Family-Non Violent	3	0
Liquor Law Violations	12	5
Peeping Tom	0	0
Trespass	5	3
All Other Offenses	36	2
Total Group B	171	11

TIBRS Group A Offenses	Offenses		Arrests	
	Reported	Cleared	Adult	Juvenile
Crimes Against Persons				
Murder	0	0	0	0
Negligent Manslaughter	0	0	0	0
Kidnapping/Abduction	0	0	0	0
Forcible Rape	2	2	1	0
Forcible Sodomy	0	0	0	0
Sexual Assault W/Object	1	0	0	0
Forcible Fondling	2	1	1	0
Incest	0	0	0	0
Statutory Rape	4	4	2	0
Aggravated Assault	26	17	11	0
Simple Assault	128	99	52	5
Intimidation	32	13	3	0
Stalking	7	4	2	0
Commercial Sex Acts	0	0	0	0
Involuntary Servitude	0	0	0	0
Crimes Against Property				
Arson	2	1	0	0
Bribery	0	0	0	0
Burglary	43	17	10	4
Counterfeiting/Forgery	25	16	9	0
Destruction/Damage/Vandalism	59	26	6	1
Embezzlement	5	4	3	1
Extortion/Blackmail	0	0	0	0
Fraud - False Pretenses	28	16	4	0
Fraud - Credit Card/ATM	15	10	5	0
Fraud - Impersonation	1	1	0	0
Fraud - Welfare	0	0	0	0
Fraud - Wire	0	0	0	0
Motor Vehicle Theft	12	6	4	1
Robbery	1	0	0	0
Stolen Property Offenses	1	1	0	0
Theft - Pocket-picking	0	0	0	0
Theft - Purse Snatching	0	0	0	0
Theft - Shoplifting	127	82	73	2
Theft From Building	38	14	7	0
Theft From Coin Machine	1	0	0	0
Theft From Motor Vehicle	13	2	0	0
Theft of Motor Vehicle Parts	15	0	0	0
Theft - All Other Larceny	101	41	31	3
Crimes Against Society				
Drug/Narcotic Violations	139	134	160	2
Drug/Narcotic Equipment Violations	111	108	41	1
Gambling - Betting/Wagering	0	0	0	0
Gambling - Operating/Promoting	0	0	0	0
Gambling - Equipment Violations	0	0	0	0
Gambling - Sports Tampering	0	0	0	0
Pornography/Obscene Material	0	0	0	0
Prostitution	0	0	0	0
Prostitution Assisting/Promoting	0	0	0	0
Purchasing Prostitution	0	0	0	0
Weapon Law Violations	13	13	6	0
Total Group A Offenses	952	632	431	20



Jellico Police Department - 2013

2012 Population Estimate	2,320
Offense Overview	
Offense Total	214
Number Cleared	131
Percent Cleared	61.21 %
Group A Crimes per 100,000 population	9,224.1
Arrest Overview	
Total Arrests	202
Adult Arrests	199
Juvenile Arrests	3
Unknown Age	0
Arrests per 100,000 population	8,706.9
Average number offenses/incident	1.22

Domestic Violence Victims		
Offense	Reported	Cleared
Murder	0	0
Aggravated Assault	0	0
Simple Assault	7	6
Intimidation	6	2
Stalking	4	1
Forcible Rape	0	0
Forcible Sodomy	0	0
Sexual Assault W/Object	0	0
Forcible Fondling	0	0
Incest	0	0
Statutory Rape	0	0
Kidnapping/Abduction	1	1
Total	18	10

TIBRS Group B Arrests		
Offense	Adult	Juvenile
Bad Checks	0	0
Curfew/Vagrancy	0	0
Disorderly Conduct	4	0
DUI	3	0
Drunkenness	39	0
Family-Non Violent	0	0
Liquor Law Violations	0	0
Peeping Tom	0	0
Trespass	3	0
All Other Offenses	38	0
Total Group B	87	0

TIBRS Group A Offenses	Offenses		Arrests	
	Reported	Cleared	Adult	Juvenile
Crimes Against Persons				
Murder	0	0	0	0
Negligent Manslaughter	0	0	0	0
Kidnapping/Abduction	1	1	0	0
Forcible Rape	1	1	1	0
Forcible Sodomy	0	0	0	0
Sexual Assault W/Object	0	0	0	0
Forcible Fondling	0	0	0	0
Incest	0	0	0	0
Statutory Rape	0	0	0	0
Aggravated Assault	2	2	2	0
Simple Assault	12	9	6	0
Intimidation	8	3	2	0
Stalking	4	1	1	0
Commercial Sex Acts	0	0	0	0
Involuntary Servitude	0	0	0	0
Crimes Against Property				
Arson	0	0	0	0
Bribery	0	0	0	0
Burglary	16	5	5	1
Counterfeiting/Forgery	0	0	0	0
Destruction/Damage/Vandalism	33	13	5	2
Embezzlement	0	0	0	0
Extortion/Blackmail	0	0	0	0
Fraud - False Pretenses	1	0	0	0
Fraud - Credit Card/ATM	1	1	1	0
Fraud - Impersonation	3	1	1	0
Fraud - Welfare	0	0	0	0
Fraud - Wire	0	0	0	0
Motor Vehicle Theft	4	2	2	0
Robbery	0	0	0	0
Stolen Property Offenses	0	0	0	0
Theft - Pocket-picking	0	0	0	0
Theft - Purse Snatching	0	0	0	0
Theft - Shoplifting	8	8	8	0
Theft From Building	32	11	17	0
Theft From Coin Machine	1	0	0	0
Theft From Motor Vehicle	4	0	0	0
Theft of Motor Vehicle Parts	0	0	0	0
Theft - All Other Larceny	14	4	4	0
Crimes Against Society				
Drug/Narcotic Violations	49	49	54	0
Drug/Narcotic Equipment Violations	18	18	3	0
Gambling - Betting/Wagering	0	0	0	0
Gambling - Operating/Promoting	0	0	0	0
Gambling - Equipment Violations	0	0	0	0
Gambling - Sports Tampering	0	0	0	0
Pornography/Obscene Material	0	0	0	0
Prostitution	0	0	0	0
Prostitution Assisting/Promoting	0	0	0	0
Purchasing Prostitution	0	0	0	0
Weapon Law Violations	2	2	0	0
Total Group A Offenses	214	131	112	3



Johnson City Police Department - 2013

2012 Population Estimate	64,528
Offense Overview	
Offense Total	5,609
Number Cleared	3,596
Percent Cleared	64.11 %
Group A Crimes per 100,000 population	8,692.4
Arrest Overview	
Total Arrests	4,110
Adult Arrests	3,755
Juvenile Arrests	355
Unknown Age	0
Arrests per 100,000 population	6,369.3
Average number offenses/incident	1.15

Domestic Violence Victims		
Offense	Reported	Cleared
Murder	1	1
Aggravated Assault	94	91
Simple Assault	442	423
Intimidation	27	27
Stalking	9	9
Forcible Rape	3	3
Forcible Sodomy	0	0
Sexual Assault W/Object	1	1
Forcible Fondling	4	2
Incest	0	0
Statutory Rape	0	0
Kidnapping/Abduction	4	4
Total	585	561

TIBRS Group B Arrests		
Offense	Adult	Juvenile
Bad Checks	13	0
Curfew/Vagrancy	0	0
Disorderly Conduct	54	35
DUI	252	1
Drunkenness	536	3
Family-Non Violent	9	0
Liquor Law Violations	117	21
Peeping Tom	0	0
Trespass	116	18
All Other Offenses	299	48
Total Group B	1,396	126

TIBRS Group A Offenses	Offenses		Arrests	
	Reported	Cleared	Adult	Juvenile
Crimes Against Persons				
Murder	2	2	2	0
Negligent Manslaughter	0	0	0	0
Kidnapping/Abduction	7	7	6	0
Forcible Rape	16	14	8	1
Forcible Sodomy	2	2	0	0
Sexual Assault W/Object	4	3	0	0
Forcible Fondling	20	16	5	1
Incest	0	0	0	0
Statutory Rape	1	1	0	0
Aggravated Assault	223	199	118	2
Simple Assault	749	699	312	49
Intimidation	123	106	11	6
Stalking	21	21	2	2
Commercial Sex Acts	0	0	0	0
Involuntary Servitude	0	0	0	0
Crimes Against Property				
Arson	5	3	2	0
Bribery	0	0	0	0
Burglary	402	113	86	22
Counterfeiting/Forgery	156	84	62	2
Destruction/Damage/Vandalism	456	141	46	16
Embezzlement	43	40	30	0
Extortion/Blackmail	0	0	0	0
Fraud - False Pretenses	275	203	97	3
Fraud - Credit Card/ATM	117	62	40	0
Fraud - Impersonation	84	71	51	1
Fraud - Welfare	0	0	0	0
Fraud - Wire	3	3	0	0
Motor Vehicle Theft	78	36	29	2
Robbery	50	35	33	5
Stolen Property Offenses	13	13	16	0
Theft - Pocket-picking	6	4	1	0
Theft - Purse Snatching	1	1	0	0
Theft - Shoplifting	886	784	786	75
Theft From Building	403	200	77	16
Theft From Coin Machine	11	3	1	0
Theft From Motor Vehicle	416	43	40	1
Theft of Motor Vehicle Parts	122	10	9	0
Theft - All Other Larceny	265	38	23	2
Crimes Against Society				
Drug/Narcotic Violations	333	328	317	15
Drug/Narcotic Equipment Violations	242	240	115	6
Gambling - Betting/Wagering	0	0	0	0
Gambling - Operating/Promoting	0	0	0	0
Gambling - Equipment Violations	0	0	0	0
Gambling - Sports Tampering	0	0	0	0
Pornography/Obscene Material	1	1	0	0
Prostitution	8	8	8	0
Prostitution Assisting/Promoting	1	1	0	0
Purchasing Prostitution	2	2	1	0
Weapon Law Violations	62	59	25	2
Total Group A Offenses	5,609	3,596	2,359	229



Jonesborough Police Department - 2013

2012 Population Estimate	5,138
Offense Overview	
Offense Total	231
Number Cleared	132
Percent Cleared	57.14 %
Group A Crimes per 100,000 population	4,495.9
Arrest Overview	
Total Arrests	198
Adult Arrests	193
Juvenile Arrests	5
Unknown Age	0
Arrests per 100,000 population	3,853.6
Average number offenses/incident	1.17

Domestic Violence Victims		
Offense	Reported	Cleared
Murder	0	0
Aggravated Assault	7	7
Simple Assault	15	15
Intimidation	4	1
Stalking	2	1
Forcible Rape	0	0
Forcible Sodomy	0	0
Sexual Assault W/Object	0	0
Forcible Fondling	0	0
Incest	0	0
Statutory Rape	0	0
Kidnapping/Abduction	0	0
Total	28	24

TIBRS Group B Arrests		
Offense	Adult	Juvenile
Bad Checks	0	0
Curfew/Vagrancy	0	1
Disorderly Conduct	9	0
DUI	19	0
Drunkenness	25	0
Family-Non Violent	2	0
Liquor Law Violations	7	0
Peeping Tom	0	0
Trespass	10	0
All Other Offenses	19	0
Total Group B	91	1

TIBRS Group A Offenses	Offenses		Arrests	
	Reported	Cleared	Adult	Juvenile
Crimes Against Persons				
Murder	0	0	0	0
Negligent Manslaughter	0	0	0	0
Kidnapping/Abduction	1	1	1	0
Forcible Rape	0	0	0	0
Forcible Sodomy	0	0	0	0
Sexual Assault W/Object	0	0	0	0
Forcible Fondling	0	0	0	0
Incest	0	0	0	0
Statutory Rape	0	0	0	0
Aggravated Assault	8	7	8	0
Simple Assault	24	23	16	2
Intimidation	9	1	1	0
Stalking	3	1	1	0
Commercial Sex Acts	0	0	0	0
Involuntary Servitude	0	0	0	0
Crimes Against Property				
Arson	0	0	0	0
Bribery	0	0	0	0
Burglary	14	2	1	0
Counterfeiting/Forgery	12	5	6	0
Destruction/Damage/Vandalism	19	7	3	0
Embezzlement	4	4	1	0
Extortion/Blackmail	0	0	0	0
Fraud - False Pretenses	7	1	0	0
Fraud - Credit Card/ATM	4	1	0	0
Fraud - Impersonation	6	4	2	0
Fraud - Welfare	0	0	0	0
Fraud - Wire	0	0	0	0
Motor Vehicle Theft	1	0	0	0
Robbery	0	0	0	0
Stolen Property Offenses	1	1	0	0
Theft - Pocket-picking	0	0	0	0
Theft - Purse Snatching	0	0	0	0
Theft - Shoplifting	15	12	13	0
Theft From Building	15	2	1	0
Theft From Coin Machine	0	0	0	0
Theft From Motor Vehicle	14	2	7	0
Theft of Motor Vehicle Parts	2	0	0	0
Theft - All Other Larceny	18	4	4	0
Crimes Against Society				
Drug/Narcotic Violations	30	30	27	2
Drug/Narcotic Equipment Violations	22	22	9	0
Gambling - Betting/Wagering	0	0	0	0
Gambling - Operating/Promoting	0	0	0	0
Gambling - Equipment Violations	0	0	0	0
Gambling - Sports Tampering	0	0	0	0
Pornography/Obscene Material	0	0	0	0
Prostitution	0	0	0	0
Prostitution Assisting/Promoting	0	0	0	0
Purchasing Prostitution	0	0	0	0
Weapon Law Violations	2	2	1	0
Total Group A Offenses	231	132	102	4



Kenton Police Department - 2013

2012 Population Estimate	1,258
Offense Overview	
Offense Total	43
Number Cleared	3
Percent Cleared	6.98 %
Group A Crimes per 100,000 population	3,418.1
Arrest Overview	
Total Arrests	6
Adult Arrests	6
Juvenile Arrests	0
Unknown Age	0
Arrests per 100,000 population	476.9
Average number offenses/incident	1.02

Domestic Violence Victims		
Offense	Reported	Cleared
Murder	0	0
Aggravated Assault	0	0
Simple Assault	7	2
Intimidation	6	0
Stalking	0	0
Forcible Rape	0	0
Forcible Sodomy	0	0
Sexual Assault W/Object	0	0
Forcible Fondling	0	0
Incest	0	0
Statutory Rape	0	0
Kidnapping/Abduction	0	0
Total	13	2

TIBRS Group B Arrests		
Offense	Adult	Juvenile
Bad Checks	0	0
Curfew/Vagrancy	0	0
Disorderly Conduct	0	0
DUI	1	0
Drunkenness	1	0
Family-Non Violent	0	0
Liquor Law Violations	0	0
Peeping Tom	0	0
Trespass	0	0
All Other Offenses	1	0
Total Group B	3	0

	Offenses		Arrests	
	Reported	Cleared	Adult	Juvenile
TIBRS Group A Offenses				
Crimes Against Persons				
Murder	0	0	0	0
Negligent Manslaughter	0	0	0	0
Kidnapping/Abduction	0	0	0	0
Forcible Rape	0	0	0	0
Forcible Sodomy	0	0	0	0
Sexual Assault W/Object	0	0	0	0
Forcible Fondling	0	0	0	0
Incest	0	0	0	0
Statutory Rape	0	0	0	0
Aggravated Assault	1	0	0	0
Simple Assault	7	2	2	0
Intimidation	9	0	0	0
Stalking	0	0	0	0
Commercial Sex Acts	0	0	0	0
Involuntary Servitude	0	0	0	0
Crimes Against Property				
Arson	0	0	0	0
Bribery	0	0	0	0
Burglary	3	0	0	0
Counterfeiting/Forgery	0	0	0	0
Destruction/Damage/Vandalism	4	0	0	0
Embezzlement	0	0	0	0
Extortion/Blackmail	0	0	0	0
Fraud - False Pretenses	1	0	0	0
Fraud - Credit Card/ATM	2	0	0	0
Fraud - Impersonation	2	0	0	0
Fraud - Welfare	0	0	0	0
Fraud - Wire	0	0	0	0
Motor Vehicle Theft	0	0	0	0
Robbery	0	0	0	0
Stolen Property Offenses	0	0	0	0
Theft - Pocket-picking	0	0	0	0
Theft - Purse Snatching	0	0	0	0
Theft - Shoplifting	0	0	0	0
Theft From Building	0	0	0	0
Theft From Coin Machine	0	0	0	0
Theft From Motor Vehicle	0	0	0	0
Theft of Motor Vehicle Parts	0	0	0	0
Theft - All Other Larceny	13	0	0	0
Crimes Against Society				
Drug/Narcotic Violations	1	1	1	0
Drug/Narcotic Equipment Violations	0	0	0	0
Gambling - Betting/Wagering	0	0	0	0
Gambling - Operating/Promoting	0	0	0	0
Gambling - Equipment Violations	0	0	0	0
Gambling - Sports Tampering	0	0	0	0
Pornography/Obscene Material	0	0	0	0
Prostitution	0	0	0	0
Prostitution Assisting/Promoting	0	0	0	0
Purchasing Prostitution	0	0	0	0
Weapon Law Violations	0	0	0	0
Total Group A Offenses	43	3	3	0



Kimball Police Department - 2013

2012 Population Estimate	1,408
Offense Overview	
Offense Total	235
Number Cleared	74
Percent Cleared	31.49 %
Group A Crimes per 100,000 population	16,690.3
Arrest Overview	
Total Arrests	127
Adult Arrests	123
Juvenile Arrests	4
Unknown Age	0
Arrests per 100,000 population	9,019.9
Average number offenses/incident	1.10

Domestic Violence Victims		
Offense	Reported	Cleared
Murder	0	0
Aggravated Assault	1	0
Simple Assault	3	2
Intimidation	2	0
Stalking	0	0
Forcible Rape	0	0
Forcible Sodomy	0	0
Sexual Assault W/Object	0	0
Forcible Fondling	0	0
Incest	0	0
Statutory Rape	0	0
Kidnapping/Abduction	0	0
Total	6	2

TIBRS Group B Arrests		
Offense	Adult	Juvenile
Bad Checks	0	0
Curfew/Vagrancy	0	0
Disorderly Conduct	6	0
DUI	18	0
Drunkenness	11	1
Family-Non Violent	0	0
Liquor Law Violations	0	0
Peeping Tom	0	0
Trespass	3	0
All Other Offenses	2	0
Total Group B	40	1

TIBRS Group A Offenses	Offenses		Arrests	
	Reported	Cleared	Adult	Juvenile
Crimes Against Persons				
Murder	0	0	0	0
Negligent Manslaughter	0	0	0	0
Kidnapping/Abduction	0	0	0	0
Forcible Rape	0	0	0	0
Forcible Sodomy	0	0	0	0
Sexual Assault W/Object	0	0	0	0
Forcible Fondling	1	1	6	0
Incest	0	0	0	0
Statutory Rape	0	0	0	0
Aggravated Assault	3	2	2	0
Simple Assault	14	2	2	0
Intimidation	7	0	0	0
Stalking	0	0	0	0
Commercial Sex Acts	0	0	0	0
Involuntary Servitude	0	0	0	0
Crimes Against Property				
Arson	0	0	0	0
Bribery	0	0	0	0
Burglary	4	0	0	0
Counterfeiting/Forgery	7	0	0	0
Destruction/Damage/Vandalism	13	1	1	0
Embezzlement	1	0	0	0
Extortion/Blackmail	0	0	0	0
Fraud - False Pretenses	3	0	0	0
Fraud - Credit Card/ATM	9	0	0	0
Fraud - Impersonation	1	0	0	0
Fraud - Welfare	0	0	0	0
Fraud - Wire	0	0	0	0
Motor Vehicle Theft	11	6	3	0
Robbery	0	0	0	0
Stolen Property Offenses	0	0	0	0
Theft - Pocket-picking	0	0	0	0
Theft - Purse Snatching	1	0	0	0
Theft - Shoplifting	67	26	30	3
Theft From Building	35	10	15	0
Theft From Coin Machine	1	0	0	0
Theft From Motor Vehicle	19	0	0	0
Theft of Motor Vehicle Parts	2	0	0	0
Theft - All Other Larceny	7	1	3	0
Crimes Against Society				
Drug/Narcotic Violations	19	16	20	0
Drug/Narcotic Equipment Violations	9	9	1	0
Gambling - Betting/Wagering	0	0	0	0
Gambling - Operating/Promoting	0	0	0	0
Gambling - Equipment Violations	0	0	0	0
Gambling - Sports Tampering	0	0	0	0
Pornography/Obscene Material	0	0	0	0
Prostitution	0	0	0	0
Prostitution Assisting/Promoting	0	0	0	0
Purchasing Prostitution	0	0	0	0
Weapon Law Violations	1	0	0	0
Total Group A Offenses	235	74	83	3



Kingsport Police Department - 2013

2012 Population Estimate	51,501
Offense Overview	
Offense Total	6,266
Number Cleared	2,600
Percent Cleared	41.49 %
Group A Crimes per 100,000 population	12,166.8
Arrest Overview	
Total Arrests	3,178
Adult Arrests	2,978
Juvenile Arrests	200
Unknown Age	0
Arrests per 100,000 population	6,170.8
Average number offenses/incident	1.15

Domestic Violence Victims		
Offense	Reported	Cleared
Murder	0	0
Aggravated Assault	82	71
Simple Assault	514	219
Intimidation	21	1
Stalking	3	1
Forcible Rape	5	2
Forcible Sodomy	2	2
Sexual Assault W/Object	1	0
Forcible Fondling	25	12
Incest	0	0
Statutory Rape	2	1
Kidnapping/Abduction	7	7
Total	662	316

TIBRS Group B Arrests		
Offense	Adult	Juvenile
Bad Checks	3	0
Curfew/Vagrancy	0	0
Disorderly Conduct	58	5
DUI	189	0
Drunkenness	460	3
Family-Non Violent	17	0
Liquor Law Violations	22	9
Peeping Tom	1	0
Trespass	93	9
All Other Offenses	205	38
Total Group B	1,048	64

TIBRS Group A Offenses	Offenses		Arrests	
	Reported	Cleared	Adult	Juvenile
Crimes Against Persons				
Murder	0	0	0	0
Negligent Manslaughter	1	1	1	0
Kidnapping/Abduction	10	9	3	0
Forcible Rape	12	6	0	0
Forcible Sodomy	3	2	0	0
Sexual Assault W/Object	1	0	0	0
Forcible Fondling	47	26	0	2
Incest	0	0	0	0
Statutory Rape	6	2	1	0
Aggravated Assault	219	177	108	7
Simple Assault	912	285	221	18
Intimidation	76	6	2	0
Stalking	13	4	1	0
Commercial Sex Acts	0	0	0	0
Involuntary Servitude	0	0	0	0
Crimes Against Property				
Arson	10	2	0	0
Bribery	0	0	0	0
Burglary	378	83	74	3
Counterfeiting/Forgery	236	107	71	0
Destruction/Damage/Vandalism	639	114	43	7
Embezzlement	33	21	18	1
Extortion/Blackmail	2	0	0	0
Fraud - False Pretenses	132	59	10	0
Fraud - Credit Card/ATM	338	169	95	0
Fraud - Impersonation	101	62	39	5
Fraud - Welfare	2	1	1	0
Fraud - Wire	24	6	3	0
Motor Vehicle Theft	127	51	36	1
Robbery	31	14	10	0
Stolen Property Offenses	10	8	10	0
Theft - Pocket-picking	1	0	6	0
Theft - Purse Snatching	0	0	0	0
Theft - Shoplifting	731	540	583	43
Theft From Building	489	97	39	13
Theft From Coin Machine	5	0	0	0
Theft From Motor Vehicle	321	51	29	10
Theft of Motor Vehicle Parts	154	3	3	0
Theft - All Other Larceny	474	50	48	1
Crimes Against Society				
Drug/Narcotic Violations	402	338	352	21
Drug/Narcotic Equipment Violations	281	272	110	3
Gambling - Betting/Wagering	0	0	0	0
Gambling - Operating/Promoting	0	0	0	0
Gambling - Equipment Violations	0	0	0	0
Gambling - Sports Tampering	0	0	0	0
Pornography/Obscene Material	12	3	1	0
Prostitution	1	1	1	0
Prostitution Assisting/Promoting	0	0	0	0
Purchasing Prostitution	0	0	0	0
Weapon Law Violations	32	30	11	1
Total Group A Offenses	6,266	2,600	1,930	136



Kingston Police Department - 2013

2012 Population Estimate	5,877
Offense Overview	
Offense Total	278
Number Cleared	83
Percent Cleared	29.86 %
Group A Crimes per 100,000 population	4,730.3
Arrest Overview	
Total Arrests	194
Adult Arrests	187
Juvenile Arrests	7
Unknown Age	0
Arrests per 100,000 population	3,301.0
Average number offenses/incident	1.05

Domestic Violence Victims		
Offense	Reported	Cleared
Murder	0	0
Aggravated Assault	6	5
Simple Assault	29	23
Intimidation	2	1
Stalking	0	0
Forcible Rape	4	3
Forcible Sodomy	0	0
Sexual Assault W/Object	0	0
Forcible Fondling	2	2
Incest	0	0
Statutory Rape	0	0
Kidnapping/Abduction	0	0
Total	43	34

TIBRS Group B Arrests		
Offense	Adult	Juvenile
Bad Checks	0	0
Curfew/Vagrancy	0	0
Disorderly Conduct	0	1
DUI	26	0
Drunkenness	40	1
Family-Non Violent	0	0
Liquor Law Violations	5	0
Peeping Tom	0	0
Trespass	3	0
All Other Offenses	41	0
Total Group B	115	2

TIBRS Group A Offenses	Offenses		Arrests	
	Reported	Cleared	Adult	Juvenile
Crimes Against Persons				
Murder	0	0	0	0
Negligent Manslaughter	0	0	0	0
Kidnapping/Abduction	0	0	0	0
Forcible Rape	5	3	3	0
Forcible Sodomy	0	0	0	0
Sexual Assault W/Object	0	0	0	0
Forcible Fondling	2	2	1	0
Incest	0	0	0	0
Statutory Rape	0	0	0	0
Aggravated Assault	8	6	6	0
Simple Assault	39	24	22	1
Intimidation	24	2	1	3
Stalking	0	0	0	0
Commercial Sex Acts	0	0	0	0
Involuntary Servitude	0	0	0	0
Crimes Against Property				
Arson	2	0	0	0
Bribery	0	0	0	0
Burglary	27	4	3	0
Counterfeiting/Forgery	5	1	1	0
Destruction/Damage/Vandalism	25	1	1	0
Embezzlement	0	0	0	0
Extortion/Blackmail	1	1	3	0
Fraud - False Pretenses	13	1	1	0
Fraud - Credit Card/ATM	6	0	0	0
Fraud - Impersonation	2	0	0	0
Fraud - Welfare	0	0	0	0
Fraud - Wire	1	0	0	0
Motor Vehicle Theft	4	2	1	0
Robbery	4	0	0	0
Stolen Property Offenses	0	0	0	0
Theft - Pocket-picking	0	0	0	0
Theft - Purse Snatching	0	0	0	0
Theft - Shoplifting	9	4	4	0
Theft From Building	27	4	3	0
Theft From Coin Machine	3	0	0	0
Theft From Motor Vehicle	17	1	1	0
Theft of Motor Vehicle Parts	1	0	0	0
Theft - All Other Larceny	19	1	1	0
Crimes Against Society				
Drug/Narcotic Violations	25	19	17	1
Drug/Narcotic Equipment Violations	8	6	2	0
Gambling - Betting/Wagering	0	0	0	0
Gambling - Operating/Promoting	0	0	0	0
Gambling - Equipment Violations	0	0	0	0
Gambling - Sports Tampering	0	0	0	0
Pornography/Obscene Material	0	0	0	0
Prostitution	0	0	0	0
Prostitution Assisting/Promoting	0	0	0	0
Purchasing Prostitution	0	0	0	0
Weapon Law Violations	1	1	1	0
Total Group A Offenses	278	83	72	5

Data appears low for 2013. Check www.tncrimeonline.com for updates.



Kingston Springs Police Department - 2013

2012 Population Estimate	2,763
Offense Overview	
Offense Total	26
Number Cleared	5
Percent Cleared	19.23 %
Group A Crimes per 100,000 population	941.0
Arrest Overview	
Total Arrests	9
Adult Arrests	9
Juvenile Arrests	0
Unknown Age	0
Arrests per 100,000 population	325.7
Average number offenses/incident	1.04

Domestic Violence Victims		
Offense	Reported	Cleared
Murder	0	0
Aggravated Assault	0	0
Simple Assault	1	0
Intimidation	0	0
Stalking	0	0
Forcible Rape	0	0
Forcible Sodomy	0	0
Sexual Assault W/Object	0	0
Forcible Fondling	0	0
Incest	0	0
Statutory Rape	0	0
Kidnapping/Abduction	0	0
Total	1	0

TIBRS Group B Arrests		
Offense	Adult	Juvenile
Bad Checks	0	0
Curfew/Vagrancy	0	0
Disorderly Conduct	0	0
DUI	1	0
Drunkenness	3	0
Family-Non Violent	0	0
Liquor Law Violations	0	0
Peeping Tom	0	0
Trespass	0	0
All Other Offenses	0	0
Total Group B	4	0

TIBRS Group A Offenses	Offenses		Arrests	
	Reported	Cleared	Adult	Juvenile
Crimes Against Persons				
Murder	0	0	0	0
Negligent Manslaughter	0	0	0	0
Kidnapping/Abduction	0	0	0	0
Forcible Rape	0	0	0	0
Forcible Sodomy	0	0	0	0
Sexual Assault W/Object	0	0	0	0
Forcible Fondling	0	0	0	0
Incest	0	0	0	0
Statutory Rape	0	0	0	0
Aggravated Assault	0	0	0	0
Simple Assault	3	0	0	0
Intimidation	2	0	0	0
Stalking	0	0	0	0
Commercial Sex Acts	0	0	0	0
Involuntary Servitude	0	0	0	0
Crimes Against Property				
Arson	0	0	0	0
Bribery	0	0	0	0
Burglary	3	0	0	0
Counterfeiting/Forgery	0	0	0	0
Destruction/Damage/Vandalism	2	0	0	0
Embezzlement	0	0	0	0
Extortion/Blackmail	0	0	0	0
Fraud - False Pretenses	0	0	0	0
Fraud - Credit Card/ATM	0	0	0	0
Fraud - Impersonation	0	0	0	0
Fraud - Welfare	0	0	0	0
Fraud - Wire	0	0	0	0
Motor Vehicle Theft	0	0	0	0
Robbery	0	0	0	0
Stolen Property Offenses	0	0	0	0
Theft - Pocket-picking	0	0	0	0
Theft - Purse Snatching	0	0	0	0
Theft - Shoplifting	2	1	1	0
Theft From Building	0	0	0	0
Theft From Coin Machine	0	0	0	0
Theft From Motor Vehicle	3	0	0	0
Theft of Motor Vehicle Parts	1	0	0	0
Theft - All Other Larceny	6	0	0	0
Crimes Against Society				
Drug/Narcotic Violations	1	1	1	0
Drug/Narcotic Equipment Violations	3	3	3	0
Gambling - Betting/Wagering	0	0	0	0
Gambling - Operating/Promoting	0	0	0	0
Gambling - Equipment Violations	0	0	0	0
Gambling - Sports Tampering	0	0	0	0
Pornography/Obscene Material	0	0	0	0
Prostitution	0	0	0	0
Prostitution Assisting/Promoting	0	0	0	0
Purchasing Prostitution	0	0	0	0
Weapon Law Violations	0	0	0	0
Total Group A Offenses	26	5	5	0



Knoxville Police Department - 2013

2012 Population Estimate	182,200
Offense Overview	
Offense Total	22,134
Number Cleared	10,447
Percent Cleared	47.20 %
Group A Crimes per 100,000 population	12,148.2
Arrest Overview	
Total Arrests	13,500
Adult Arrests	12,413
Juvenile Arrests	1,087
Unknown Age	0
Arrests per 100,000 population	7,409.4
Average number offenses/incident	1.09

Domestic Violence Victims		
Offense	Reported	Cleared
Murder	1	1
Aggravated Assault	352	270
Simple Assault	1,678	1,003
Intimidation	72	36
Stalking	11	6
Forcible Rape	27	8
Forcible Sodomy	8	2
Sexual Assault W/Object	2	0
Forcible Fondling	32	10
Incest	4	0
Statutory Rape	1	0
Kidnapping/Abduction	15	11
Total	2,203	1,347

TIBRS Group B Arrests		
Offense	Adult	Juvenile
Bad Checks	0	0
Curfew/Vagrancy	0	28
Disorderly Conduct	304	157
DUI	880	2
Drunkenness	1,551	18
Family-Non Violent	1	0
Liquor Law Violations	10	24
Peeping Tom	1	0
Trespass	192	14
All Other Offenses	2,739	222
Total Group B	5,678	465

TIBRS Group A Offenses	Offenses		Arrests	
	Reported	Cleared	Adult	Juvenile
Crimes Against Persons				
Murder	18	9	11	0
Negligent Manslaughter	0	0	0	0
Kidnapping/Abduction	28	16	12	0
Forcible Rape	121	48	6	0
Forcible Sodomy	15	3	0	0
Sexual Assault W/Object	3	0	0	0
Forcible Fondling	88	33	4	1
Incest	4	0	0	0
Statutory Rape	9	5	2	0
Aggravated Assault	975	618	286	17
Simple Assault	2,854	1,728	654	109
Intimidation	266	129	7	5
Stalking	28	15	3	0
Commercial Sex Acts	0	0	0	0
Involuntary Servitude	0	0	0	0
Crimes Against Property				
Arson	21	10	10	1
Bribery	1	1	0	0
Burglary	2,291	357	260	17
Counterfeiting/Forgery	239	98	67	0
Destruction/Damage/Vandalism	1,756	421	102	19
Embezzlement	109	74	40	0
Extortion/Blackmail	5	4	0	0
Fraud - False Pretenses	86	37	30	2
Fraud - Credit Card/ATM	166	60	26	0
Fraud - Impersonation	202	171	126	7
Fraud - Welfare	0	0	0	0
Fraud - Wire	6	3	0	0
Motor Vehicle Theft	763	258	132	17
Robbery	416	125	77	21
Stolen Property Offenses	32	31	25	3
Theft - Pocket-picking	21	4	3	0
Theft - Purse Snatching	20	3	1	0
Theft - Shoplifting	2,847	2,283	2,051	248
Theft From Building	1,191	362	138	6
Theft From Coin Machine	40	16	13	0
Theft From Motor Vehicle	1,811	124	74	8
Theft of Motor Vehicle Parts	689	24	11	0
Theft - All Other Larceny	1,938	413	191	13
Crimes Against Society				
Drug/Narcotic Violations	1,630	1,576	1,418	102
Drug/Narcotic Equipment Violations	1,126	1,089	768	13
Gambling - Betting/Wagering	0	0	0	0
Gambling - Operating/Promoting	0	0	0	0
Gambling - Equipment Violations	5	5	5	0
Gambling - Sports Tampering	0	0	0	0
Pornography/Obscene Material	5	0	0	0
Prostitution	101	99	90	0
Prostitution Assisting/Promoting	2	2	1	0
Purchasing Prostitution	3	2	1	0
Weapon Law Violations	203	191	90	13
Total Group A Offenses	22,134	10,447	6,735	622



LaFayette Police Department - 2013

2012 Population Estimate	4,691
Offense Overview	
Offense Total	320
Number Cleared	174
Percent Cleared	54.38 %
Group A Crimes per 100,000 population	6,821.6
Arrest Overview	
Total Arrests	195
Adult Arrests	186
Juvenile Arrests	9
Unknown Age	0
Arrests per 100,000 population	4,156.9
Average number offenses/incident	1.24

Domestic Violence Victims		
Offense	Reported	Cleared
Murder	0	0
Aggravated Assault	4	4
Simple Assault	37	34
Intimidation	4	3
Stalking	1	0
Forcible Rape	0	0
Forcible Sodomy	0	0
Sexual Assault W/Object	0	0
Forcible Fondling	0	0
Incest	0	0
Statutory Rape	1	1
Kidnapping/Abduction	0	0
Total	47	42

TIBRS Group B Arrests		
Offense	Adult	Juvenile
Bad Checks	0	0
Curfew/Vagrancy	0	0
Disorderly Conduct	3	0
DUI	20	0
Drunkenness	15	1
Family-Non Violent	1	0
Liquor Law Violations	4	0
Peeping Tom	0	0
Trespass	4	0
All Other Offenses	5	0
Total Group B	52	1

TIBRS Group A Offenses	Offenses		Arrests	
	Reported	Cleared	Adult	Juvenile
Crimes Against Persons				
Murder	0	0	0	0
Negligent Manslaughter	0	0	0	0
Kidnapping/Abduction	0	0	0	0
Forcible Rape	1	0	0	0
Forcible Sodomy	0	0	0	0
Sexual Assault W/Object	0	0	0	0
Forcible Fondling	1	1	1	0
Incest	0	0	0	0
Statutory Rape	1	1	1	0
Aggravated Assault	13	11	12	0
Simple Assault	49	41	30	4
Intimidation	12	3	2	0
Stalking	1	0	0	0
Commercial Sex Acts	0	0	0	0
Involuntary Servitude	0	0	0	0
Crimes Against Property				
Arson	1	0	0	0
Bribery	0	0	0	0
Burglary	29	4	5	1
Counterfeiting/Forgery	9	7	6	0
Destruction/Damage/Vandalism	33	6	0	0
Embezzlement	2	2	2	0
Extortion/Blackmail	0	0	0	0
Fraud - False Pretenses	3	2	1	0
Fraud - Credit Card/ATM	2	2	2	0
Fraud - Impersonation	1	0	0	0
Fraud - Welfare	0	0	0	0
Fraud - Wire	0	0	0	0
Motor Vehicle Theft	2	0	0	0
Robbery	0	0	0	0
Stolen Property Offenses	0	0	0	0
Theft - Pocket-picking	0	0	0	0
Theft - Purse Snatching	0	0	0	0
Theft - Shoplifting	19	18	14	2
Theft From Building	10	3	2	0
Theft From Coin Machine	1	0	0	0
Theft From Motor Vehicle	23	2	1	0
Theft of Motor Vehicle Parts	7	0	0	0
Theft - All Other Larceny	33	4	4	0
Crimes Against Society				
Drug/Narcotic Violations	39	39	42	0
Drug/Narcotic Equipment Violations	26	26	9	1
Gambling - Betting/Wagering	0	0	0	0
Gambling - Operating/Promoting	0	0	0	0
Gambling - Equipment Violations	0	0	0	0
Gambling - Sports Tampering	0	0	0	0
Pornography/Obscene Material	1	1	0	0
Prostitution	0	0	0	0
Prostitution Assisting/Promoting	0	0	0	0
Purchasing Prostitution	0	0	0	0
Weapon Law Violations	1	1	0	0
Total Group A Offenses	320	174	134	8



LaFollette Police Department - 2013

2012 Population Estimate	7,301
Offense Overview	
Offense Total	1,290
Number Cleared	546
Percent Cleared	42.33 %
Group A Crimes per 100,000 population	17,668.8
Arrest Overview	
Total Arrests	678
Adult Arrests	653
Juvenile Arrests	25
Unknown Age	0
Arrests per 100,000 population	9,286.4
Average number offenses/incident	1.11

Domestic Violence Victims		
Offense	Reported	Cleared
Murder	0	0
Aggravated Assault	22	20
Simple Assault	101	70
Intimidation	70	15
Stalking	1	0
Forcible Rape	1	1
Forcible Sodomy	0	0
Sexual Assault W/Object	3	0
Forcible Fondling	1	0
Incest	0	0
Statutory Rape	0	0
Kidnapping/Abduction	1	1
Total	200	107

TIBRS Group B Arrests		
Offense	Adult	Juvenile
Bad Checks	0	0
Curfew/Vagrancy	0	3
Disorderly Conduct	12	2
DUI	57	1
Drunkenness	55	0
Family-Non Violent	0	0
Liquor Law Violations	1	0
Peeping Tom	0	0
Trespass	33	0
All Other Offenses	21	1
Total Group B	179	7

TIBRS Group A Offenses	Offenses		Arrests	
	Reported	Cleared	Adult	Juvenile
Crimes Against Persons				
Murder	0	0	0	0
Negligent Manslaughter	0	0	0	0
Kidnapping/Abduction	1	1	1	0
Forcible Rape	4	1	1	0
Forcible Sodomy	0	0	0	0
Sexual Assault W/Object	3	0	0	0
Forcible Fondling	2	0	0	0
Incest	0	0	0	0
Statutory Rape	2	1	1	0
Aggravated Assault	35	28	30	0
Simple Assault	151	95	88	3
Intimidation	96	20	6	0
Stalking	2	0	0	0
Commercial Sex Acts	0	0	0	0
Involuntary Servitude	0	0	0	0
Crimes Against Property				
Arson	2	0	0	0
Bribery	0	0	0	0
Burglary	159	23	21	4
Counterfeiting/Forgery	30	10	9	0
Destruction/Damage/Vandalism	110	17	12	6
Embezzlement	5	2	2	0
Extortion/Blackmail	0	0	0	0
Fraud - False Pretenses	15	3	3	0
Fraud - Credit Card/ATM	17	2	1	0
Fraud - Impersonation	12	7	6	0
Fraud - Welfare	0	0	0	0
Fraud - Wire	2	0	0	0
Motor Vehicle Theft	21	4	5	0
Robbery	10	2	3	0
Stolen Property Offenses	2	1	1	0
Theft - Pocket-picking	0	0	0	0
Theft - Purse Snatching	0	0	0	0
Theft - Shoplifting	95	54	52	1
Theft From Building	140	33	26	0
Theft From Coin Machine	3	0	0	0
Theft From Motor Vehicle	56	10	7	0
Theft of Motor Vehicle Parts	20	3	2	0
Theft - All Other Larceny	82	17	20	0
Crimes Against Society				
Drug/Narcotic Violations	106	106	116	4
Drug/Narcotic Equipment Violations	86	85	43	0
Gambling - Betting/Wagering	0	0	0	0
Gambling - Operating/Promoting	0	0	0	0
Gambling - Equipment Violations	0	0	0	0
Gambling - Sports Tampering	0	0	0	0
Pornography/Obscene Material	0	0	0	0
Prostitution	4	4	4	0
Prostitution Assisting/Promoting	6	6	6	0
Purchasing Prostitution	5	5	5	0
Weapon Law Violations	6	6	3	0
Total Group A Offenses	1,290	546	474	18



Lake City Police Department - 2013

2012 Population Estimate	1,778
Offense Overview	
Offense Total	217
Number Cleared	73
Percent Cleared	33.64 %
Group A Crimes per 100,000 population	12,204.7
Arrest Overview	
Total Arrests	174
Adult Arrests	166
Juvenile Arrests	8
Unknown Age	0
Arrests per 100,000 population	9,786.3
Average number offenses/incident	1.08

Domestic Violence Victims		
Offense	Reported	Cleared
Murder	0	0
Aggravated Assault	0	0
Simple Assault	18	15
Intimidation	0	0
Stalking	1	1
Forcible Rape	0	0
Forcible Sodomy	0	0
Sexual Assault W/Object	0	0
Forcible Fondling	0	0
Incest	0	0
Statutory Rape	0	0
Kidnapping/Abduction	0	0
Total	19	16

TIBRS Group B Arrests		
Offense	Adult	Juvenile
Bad Checks	0	0
Curfew/Vagrancy	0	0
Disorderly Conduct	2	0
DUI	4	0
Drunkenness	11	0
Family-Non Violent	0	0
Liquor Law Violations	0	0
Peeping Tom	0	0
Trespass	5	1
All Other Offenses	79	0
Total Group B	101	1

TIBRS Group A Offenses	Offenses		Arrests	
	Reported	Cleared	Adult	Juvenile
Crimes Against Persons				
Murder	0	0	0	0
Negligent Manslaughter	0	0	0	0
Kidnapping/Abduction	0	0	0	0
Forcible Rape	0	0	0	0
Forcible Sodomy	0	0	0	0
Sexual Assault W/Object	0	0	0	0
Forcible Fondling	0	0	0	0
Incest	0	0	0	0
Statutory Rape	0	0	0	0
Aggravated Assault	8	2	1	0
Simple Assault	27	20	18	0
Intimidation	0	0	0	0
Stalking	1	1	1	0
Commercial Sex Acts	0	0	0	0
Involuntary Servitude	0	0	0	0
Crimes Against Property				
Arson	3	2	2	2
Bribery	0	0	0	0
Burglary	24	5	3	4
Counterfeiting/Forgery	12	1	1	0
Destruction/Damage/Vandalism	19	2	1	0
Embezzlement	0	0	0	0
Extortion/Blackmail	0	0	0	0
Fraud - False Pretenses	2	0	0	0
Fraud - Credit Card/ATM	1	0	0	0
Fraud - Impersonation	0	0	0	0
Fraud - Welfare	0	0	0	0
Fraud - Wire	1	0	0	0
Motor Vehicle Theft	11	2	1	0
Robbery	3	1	1	0
Stolen Property Offenses	0	0	0	0
Theft - Pocket-picking	1	0	0	0
Theft - Purse Snatching	0	0	0	0
Theft - Shoplifting	15	12	12	0
Theft From Building	3	1	1	1
Theft From Coin Machine	0	0	0	0
Theft From Motor Vehicle	18	1	0	0
Theft of Motor Vehicle Parts	0	0	0	0
Theft - All Other Larceny	54	11	13	0
Crimes Against Society				
Drug/Narcotic Violations	5	5	5	0
Drug/Narcotic Equipment Violations	6	5	3	0
Gambling - Betting/Wagering	0	0	0	0
Gambling - Operating/Promoting	1	0	0	0
Gambling - Equipment Violations	0	0	0	0
Gambling - Sports Tampering	0	0	0	0
Pornography/Obscene Material	0	0	0	0
Prostitution	0	0	0	0
Prostitution Assisting/Promoting	0	0	0	0
Purchasing Prostitution	0	0	0	0
Weapon Law Violations	2	2	2	0
Total Group A Offenses	217	73	65	7



LaVergne Police Department - 2013

2012 Population Estimate	33,777
Offense Overview	
Offense Total	2,528
Number Cleared	877
Percent Cleared	34.69 %
Group A Crimes per 100,000 population	7,484.4
Arrest Overview	
Total Arrests	1,044
Adult Arrests	983
Juvenile Arrests	61
Unknown Age	0
Arrests per 100,000 population	3,090.9
Average number offenses/incident	1.19

Domestic Violence Victims		
Offense	Reported	Cleared
Murder	0	0
Aggravated Assault	85	62
Simple Assault	258	185
Intimidation	76	0
Stalking	3	0
Forcible Rape	7	1
Forcible Sodomy	0	0
Sexual Assault W/Object	6	3
Forcible Fondling	5	1
Incest	2	2
Statutory Rape	4	0
Kidnapping/Abduction	8	7
Total	454	261

TIBRS Group B Arrests		
Offense	Adult	Juvenile
Bad Checks	0	0
Curfew/Vagrancy	0	1
Disorderly Conduct	7	3
DUI	188	1
Drunkenness	14	0
Family-Non Violent	0	0
Liquor Law Violations	23	0
Peeping Tom	0	0
Trespass	4	0
All Other Offenses	66	2
Total Group B	302	7

TIBRS Group A Offenses	Offenses		Arrests	
	Reported	Cleared	Adult	Juvenile
Crimes Against Persons				
Murder	2	1	1	0
Negligent Manslaughter	0	0	0	0
Kidnapping/Abduction	15	11	5	0
Forcible Rape	13	1	0	1
Forcible Sodomy	0	0	0	0
Sexual Assault W/Object	11	3	1	1
Forcible Fondling	5	1	0	0
Incest	4	2	0	0
Statutory Rape	11	2	2	0
Aggravated Assault	170	96	74	7
Simple Assault	390	201	172	14
Intimidation	250	0	0	0
Stalking	11	6	2	1
Commercial Sex Acts	0	0	0	0
Involuntary Servitude	0	0	0	0
Crimes Against Property				
Arson	13	0	0	0
Bribery	1	0	0	0
Burglary	282	13	7	4
Counterfeiting/Forgery	30	5	4	0
Destruction/Damage/Vandalism	186	21	7	0
Embezzlement	12	2	2	0
Extortion/Blackmail	0	0	0	0
Fraud - False Pretenses	64	5	7	0
Fraud - Credit Card/ATM	41	5	5	0
Fraud - Impersonation	56	9	6	0
Fraud - Welfare	0	0	0	0
Fraud - Wire	0	0	0	0
Motor Vehicle Theft	25	3	3	0
Robbery	24	3	2	1
Stolen Property Offenses	4	4	3	1
Theft - Pocket-picking	0	0	0	0
Theft - Purse Snatching	0	0	0	0
Theft - Shoplifting	20	6	7	0
Theft From Building	53	5	3	0
Theft From Coin Machine	2	0	0	0
Theft From Motor Vehicle	110	2	1	2
Theft of Motor Vehicle Parts	54	2	4	0
Theft - All Other Larceny	154	15	15	1
Crimes Against Society				
Drug/Narcotic Violations	343	294	287	17
Drug/Narcotic Equipment Violations	129	122	40	3
Gambling - Betting/Wagering	0	0	0	0
Gambling - Operating/Promoting	0	0	0	0
Gambling - Equipment Violations	0	0	0	0
Gambling - Sports Tampering	0	0	0	0
Pornography/Obscene Material	1	0	0	0
Prostitution	0	0	0	0
Prostitution Assisting/Promoting	1	1	3	0
Purchasing Prostitution	0	0	0	0
Weapon Law Violations	41	36	18	1
Total Group A Offenses	2,528	877	681	54



Lawrenceburg Police Department - 2013

2012 Population Estimate	10,444
Offense Overview	
Offense Total	1,716
Number Cleared	806
Percent Cleared	46.97 %
Group A Crimes per 100,000 population	16,430.5
Arrest Overview	
Total Arrests	789
Adult Arrests	760
Juvenile Arrests	29
Unknown Age	0
Arrests per 100,000 population	7,554.6
Average number offenses/incident	1.23

Domestic Violence Victims		
Offense	Reported	Cleared
Murder	0	0
Aggravated Assault	35	30
Simple Assault	193	137
Intimidation	45	27
Stalking	5	2
Forcible Rape	2	1
Forcible Sodomy	0	0
Sexual Assault W/Object	0	0
Forcible Fondling	1	1
Incest	0	0
Statutory Rape	1	1
Kidnapping/Abduction	4	3
Total	286	202

TIBRS Group B Arrests		
Offense	Adult	Juvenile
Bad Checks	35	0
Curfew/Vagrancy	6	4
Disorderly Conduct	11	2
DUI	62	0
Drunkenness	81	0
Family-Non Violent	12	2
Liquor Law Violations	15	4
Peeping Tom	0	0
Trespass	15	0
All Other Offenses	24	5
Total Group B	261	17

TIBRS Group A Offenses	Offenses		Arrests	
	Reported	Cleared	Adult	Juvenile
Crimes Against Persons				
Murder	0	0	0	0
Negligent Manslaughter	0	0	0	0
Kidnapping/Abduction	4	3	1	0
Forcible Rape	5	3	1	0
Forcible Sodomy	2	2	1	0
Sexual Assault W/Object	1	0	0	0
Forcible Fondling	6	2	1	0
Incest	0	0	0	0
Statutory Rape	3	3	2	0
Aggravated Assault	89	71	33	1
Simple Assault	285	177	90	3
Intimidation	105	46	24	0
Stalking	9	5	1	0
Commercial Sex Acts	0	0	0	0
Involuntary Servitude	0	0	0	0
Crimes Against Property				
Arson	2	0	0	0
Bribery	1	1	1	0
Burglary	144	41	56	1
Counterfeiting/Forgery	23	9	2	0
Destruction/Damage/Vandalism	160	41	8	0
Embezzlement	10	3	2	0
Extortion/Blackmail	1	1	1	0
Fraud - False Pretenses	75	35	22	0
Fraud - Credit Card/ATM	47	11	5	0
Fraud - Impersonation	8	1	0	0
Fraud - Welfare	0	0	0	0
Fraud - Wire	1	0	0	0
Motor Vehicle Theft	19	4	2	2
Robbery	3	1	2	0
Stolen Property Offenses	0	0	0	0
Theft - Pocket-picking	1	0	0	0
Theft - Purse Snatching	0	0	0	0
Theft - Shoplifting	138	68	66	0
Theft From Building	124	30	10	0
Theft From Coin Machine	1	1	0	0
Theft From Motor Vehicle	68	5	3	0
Theft of Motor Vehicle Parts	31	1	1	0
Theft - All Other Larceny	88	14	4	0
Crimes Against Society				
Drug/Narcotic Violations	160	141	133	5
Drug/Narcotic Equipment Violations	86	74	20	0
Gambling - Betting/Wagering	0	0	0	0
Gambling - Operating/Promoting	0	0	0	0
Gambling - Equipment Violations	0	0	0	0
Gambling - Sports Tampering	0	0	0	0
Pornography/Obscene Material	2	0	0	0
Prostitution	0	0	0	0
Prostitution Assisting/Promoting	0	0	0	0
Purchasing Prostitution	0	0	0	0
Weapon Law Violations	14	12	7	0
Total Group A Offenses	1,716	806	499	12



Lebanon Police Department - 2013

2012 Population Estimate	27,710
Offense Overview	
Offense Total	2,697
Number Cleared	1,407
Percent Cleared	52.17 %
Group A Crimes per 100,000 population	9,732.9
Arrest Overview	
Total Arrests	1,601
Adult Arrests	1,549
Juvenile Arrests	52
Unknown Age	0
Arrests per 100,000 population	5,777.7
Average number offenses/incident	1.19

Domestic Violence Victims		
Offense	Reported	Cleared
Murder	0	0
Aggravated Assault	67	49
Simple Assault	243	136
Intimidation	13	2
Stalking	1	1
Forcible Rape	0	0
Forcible Sodomy	0	0
Sexual Assault W/Object	0	0
Forcible Fondling	2	0
Incest	0	0
Statutory Rape	2	1
Kidnapping/Abduction	0	0
Total	328	189

TIBRS Group B Arrests		
Offense	Adult	Juvenile
Bad Checks	1	0
Curfew/Vagrancy	0	0
Disorderly Conduct	36	0
DUI	108	1
Drunkenness	200	0
Family-Non Violent	2	0
Liquor Law Violations	17	6
Peeping Tom	0	0
Trespass	54	0
All Other Offenses	202	6
Total Group B	620	13

TIBRS Group A Offenses	Offenses		Arrests	
	Reported	Cleared	Adult	Juvenile
Crimes Against Persons				
Murder	2	1	2	0
Negligent Manslaughter	2	2	1	1
Kidnapping/Abduction	0	0	0	0
Forcible Rape	7	6	0	0
Forcible Sodomy	0	0	0	0
Sexual Assault W/Object	0	0	0	0
Forcible Fondling	3	0	0	0
Incest	0	0	0	0
Statutory Rape	3	2	2	0
Aggravated Assault	173	130	79	3
Simple Assault	335	180	119	5
Intimidation	67	13	0	0
Stalking	6	6	3	0
Commercial Sex Acts	0	0	0	0
Involuntary Servitude	0	0	0	0
Crimes Against Property				
Arson	4	2	2	0
Bribery	0	0	0	0
Burglary	149	34	21	6
Counterfeiting/Forgery	44	22	5	0
Destruction/Damage/Vandalism	193	52	20	0
Embezzlement	6	3	2	0
Extortion/Blackmail	0	0	0	0
Fraud - False Pretenses	84	30	13	0
Fraud - Credit Card/ATM	139	45	7	0
Fraud - Impersonation	52	37	25	2
Fraud - Welfare	1	0	0	0
Fraud - Wire	1	1	0	0
Motor Vehicle Theft	44	16	12	0
Robbery	19	11	10	2
Stolen Property Offenses	0	0	0	0
Theft - Pocket-picking	0	0	0	0
Theft - Purse Snatching	0	0	0	0
Theft - Shoplifting	236	170	154	7
Theft From Building	37	5	0	1
Theft From Coin Machine	9	1	1	0
Theft From Motor Vehicle	204	38	15	1
Theft of Motor Vehicle Parts	18	3	1	0
Theft - All Other Larceny	326	89	58	2
Crimes Against Society				
Drug/Narcotic Violations	336	317	319	8
Drug/Narcotic Equipment Violations	165	161	46	1
Gambling - Betting/Wagering	0	0	0	0
Gambling - Operating/Promoting	0	0	0	0
Gambling - Equipment Violations	0	0	0	0
Gambling - Sports Tampering	0	0	0	0
Pornography/Obscene Material	0	0	0	0
Prostitution	0	0	0	0
Prostitution Assisting/Promoting	0	0	0	0
Purchasing Prostitution	0	0	0	0
Weapon Law Violations	32	30	12	0
Total Group A Offenses	2,697	1,407	929	39



Lenoir City Police Department - 2013

2012 Population Estimate	8,878
Offense Overview	
Offense Total	988
Number Cleared	321
Percent Cleared	32.49 %
Group A Crimes per 100,000 population	11,128.6
Arrest Overview	
Total Arrests	810
Adult Arrests	754
Juvenile Arrests	56
Unknown Age	0
Arrests per 100,000 population	9,123.7
Average number offenses/incident	1.10

Domestic Violence Victims		
Offense	Reported	Cleared
Murder	0	0
Aggravated Assault	9	6
Simple Assault	93	44
Intimidation	26	8
Stalking	5	1
Forcible Rape	0	0
Forcible Sodomy	0	0
Sexual Assault W/Object	0	0
Forcible Fondling	0	0
Incest	0	0
Statutory Rape	0	0
Kidnapping/Abduction	1	0
Total	134	59

TIBRS Group B Arrests		
Offense	Adult	Juvenile
Bad Checks	2	0
Curfew/Vagrancy	0	1
Disorderly Conduct	8	2
DUI	80	0
Drunkenness	50	0
Family-Non Violent	2	0
Liquor Law Violations	1	2
Peeping Tom	0	0
Trespass	5	0
All Other Offenses	346	1
Total Group B	494	6

TIBRS Group A Offenses	Offenses		Arrests	
	Reported	Cleared	Adult	Juvenile
Crimes Against Persons				
Murder	0	0	0	0
Negligent Manslaughter	0	0	0	0
Kidnapping/Abduction	1	0	0	0
Forcible Rape	0	0	0	0
Forcible Sodomy	2	0	0	0
Sexual Assault W/Object	0	0	0	0
Forcible Fondling	3	1	1	0
Incest	0	0	0	0
Statutory Rape	2	1	1	0
Aggravated Assault	20	13	11	1
Simple Assault	178	84	43	34
Intimidation	98	19	14	5
Stalking	10	1	1	0
Commercial Sex Acts	0	0	0	0
Involuntary Servitude	0	0	0	0
Crimes Against Property				
Arson	0	0	0	0
Bribery	0	0	0	0
Burglary	103	2	1	0
Counterfeiting/Forgery	30	1	1	0
Destruction/Damage/Vandalism	28	3	3	0
Embezzlement	12	4	4	0
Extortion/Blackmail	1	0	0	0
Fraud - False Pretenses	59	6	5	0
Fraud - Credit Card/ATM	30	5	0	0
Fraud - Impersonation	7	2	2	0
Fraud - Welfare	0	0	0	0
Fraud - Wire	0	0	0	0
Motor Vehicle Theft	20	2	2	0
Robbery	8	1	2	0
Stolen Property Offenses	0	0	0	0
Theft - Pocket-picking	0	0	0	0
Theft - Purse Snatching	0	0	0	0
Theft - Shoplifting	104	84	95	0
Theft From Building	77	9	9	1
Theft From Coin Machine	1	0	0	0
Theft From Motor Vehicle	35	2	2	0
Theft of Motor Vehicle Parts	18	1	0	0
Theft - All Other Larceny	63	2	2	0
Crimes Against Society				
Drug/Narcotic Violations	51	51	49	8
Drug/Narcotic Equipment Violations	23	23	9	1
Gambling - Betting/Wagering	0	0	0	0
Gambling - Operating/Promoting	0	0	0	0
Gambling - Equipment Violations	0	0	0	0
Gambling - Sports Tampering	0	0	0	0
Pornography/Obscene Material	0	0	0	0
Prostitution	0	0	0	0
Prostitution Assisting/Promoting	0	0	0	0
Purchasing Prostitution	0	0	0	0
Weapon Law Violations	4	4	3	0
Total Group A Offenses	988	321	260	50



Lewisburg Police Department - 2013

2012 Population Estimate	11,210
Offense Overview	
Offense Total	984
Number Cleared	480
Percent Cleared	48.78 %
Group A Crimes per 100,000 population	8,777.9
Arrest Overview	
Total Arrests	783
Adult Arrests	743
Juvenile Arrests	40
Unknown Age	0
Arrests per 100,000 population	6,984.8
Average number offenses/incident	1.14

Domestic Violence Victims		
Offense	Reported	Cleared
Murder	0	0
Aggravated Assault	26	26
Simple Assault	175	125
Intimidation	13	7
Stalking	0	0
Forcible Rape	1	0
Forcible Sodomy	2	0
Sexual Assault W/Object	0	0
Forcible Fondling	5	0
Incest	0	0
Statutory Rape	0	0
Kidnapping/Abduction	2	2
Total	224	160

TIBRS Group B Arrests		
Offense	Adult	Juvenile
Bad Checks	0	0
Curfew/Vagrancy	0	6
Disorderly Conduct	1	0
DUI	59	1
Drunkenness	80	0
Family-Non Violent	2	0
Liquor Law Violations	10	3
Peeping Tom	0	0
Trespass	5	1
All Other Offenses	195	3
Total Group B	352	14

TIBRS Group A Offenses	Offenses		Arrests	
	Reported	Cleared	Adult	Juvenile
Crimes Against Persons				
Murder	2	1	1	0
Negligent Manslaughter	0	0	0	0
Kidnapping/Abduction	2	2	0	0
Forcible Rape	2	0	0	0
Forcible Sodomy	2	0	0	0
Sexual Assault W/Object	0	0	0	0
Forcible Fondling	10	1	1	0
Incest	0	0	0	0
Statutory Rape	1	0	0	0
Aggravated Assault	73	59	42	3
Simple Assault	242	145	134	4
Intimidation	36	13	9	1
Stalking	1	0	0	0
Commercial Sex Acts	0	0	0	0
Involuntary Servitude	0	0	0	0
Crimes Against Property				
Arson	2	0	0	0
Bribery	0	0	0	0
Burglary	62	11	12	0
Counterfeiting/Forgery	16	2	3	0
Destruction/Damage/Vandalism	108	22	8	3
Embezzlement	2	2	2	0
Extortion/Blackmail	1	0	0	0
Fraud - False Pretenses	31	8	2	0
Fraud - Credit Card/ATM	13	2	2	0
Fraud - Impersonation	10	3	2	0
Fraud - Welfare	0	0	0	0
Fraud - Wire	3	0	0	0
Motor Vehicle Theft	7	4	2	1
Robbery	4	0	0	0
Stolen Property Offenses	1	0	0	0
Theft - Pocket-picking	1	0	0	0
Theft - Purse Snatching	0	0	0	0
Theft - Shoplifting	77	64	62	6
Theft From Building	65	7	6	0
Theft From Coin Machine	0	0	0	0
Theft From Motor Vehicle	38	0	0	0
Theft of Motor Vehicle Parts	7	1	1	0
Theft - All Other Larceny	35	5	5	0
Crimes Against Society				
Drug/Narcotic Violations	85	83	77	5
Drug/Narcotic Equipment Violations	35	35	14	1
Gambling - Betting/Wagering	0	0	0	0
Gambling - Operating/Promoting	0	0	0	0
Gambling - Equipment Violations	0	0	0	0
Gambling - Sports Tampering	0	0	0	0
Pornography/Obscene Material	0	0	0	0
Prostitution	0	0	0	0
Prostitution Assisting/Promoting	0	0	0	0
Purchasing Prostitution	0	0	0	0
Weapon Law Violations	10	10	6	2
Total Group A Offenses	984	480	391	26



Lexington Police Department - 2013

2012 Population Estimate	7,791
Offense Overview	
Offense Total	1,293
Number Cleared	740
Percent Cleared	57.23 %
Group A Crimes per 100,000 population	16,596.1
Arrest Overview	
Total Arrests	754
Adult Arrests	658
Juvenile Arrests	96
Unknown Age	0
Arrests per 100,000 population	9,677.8
Average number offenses/incident	1.21

Domestic Violence Victims		
Offense	Reported	Cleared
Murder	0	0
Aggravated Assault	32	29
Simple Assault	115	94
Intimidation	60	42
Stalking	6	5
Forcible Rape	1	0
Forcible Sodomy	1	1
Sexual Assault W/Object	0	0
Forcible Fondling	2	0
Incest	0	0
Statutory Rape	0	0
Kidnapping/Abduction	1	1
Total	218	172

TIBRS Group B Arrests		
Offense	Adult	Juvenile
Bad Checks	0	0
Curfew/Vagrancy	0	21
Disorderly Conduct	7	0
DUI	51	0
Drunkenness	71	0
Family-Non Violent	2	0
Liquor Law Violations	14	5
Peeping Tom	0	0
Trespass	11	1
All Other Offenses	31	8
Total Group B	187	35

TIBRS Group A Offenses	Offenses		Arrests	
	Reported	Cleared	Adult	Juvenile
Crimes Against Persons				
Murder	0	0	0	0
Negligent Manslaughter	0	0	0	0
Kidnapping/Abduction	1	1	0	0
Forcible Rape	3	2	1	0
Forcible Sodomy	1	1	0	0
Sexual Assault W/Object	0	0	0	0
Forcible Fondling	6	4	0	0
Incest	0	0	0	0
Statutory Rape	0	0	0	0
Aggravated Assault	79	68	50	0
Simple Assault	194	135	73	6
Intimidation	146	93	28	0
Stalking	7	6	4	0
Commercial Sex Acts	0	0	0	0
Involuntary Servitude	0	0	0	0
Crimes Against Property				
Arson	0	0	0	0
Bribery	0	0	0	0
Burglary	86	28	20	1
Counterfeiting/Forgery	22	11	9	0
Destruction/Damage/Vandalism	120	28	4	3
Embezzlement	6	4	0	0
Extortion/Blackmail	0	0	0	0
Fraud - False Pretenses	24	13	5	0
Fraud - Credit Card/ATM	24	9	5	0
Fraud - Impersonation	14	8	6	1
Fraud - Welfare	0	0	0	0
Fraud - Wire	0	0	0	0
Motor Vehicle Theft	19	11	8	1
Robbery	5	1	1	0
Stolen Property Offenses	5	5	1	0
Theft - Pocket-picking	0	0	0	0
Theft - Purse Snatching	2	1	3	0
Theft - Shoplifting	93	71	78	5
Theft From Building	53	21	17	1
Theft From Coin Machine	0	0	0	0
Theft From Motor Vehicle	39	14	22	2
Theft of Motor Vehicle Parts	12	1	3	0
Theft - All Other Larceny	123	30	24	32
Crimes Against Society				
Drug/Narcotic Violations	148	116	89	8
Drug/Narcotic Equipment Violations	46	44	9	0
Gambling - Betting/Wagering	0	0	0	0
Gambling - Operating/Promoting	0	0	0	0
Gambling - Equipment Violations	0	0	0	0
Gambling - Sports Tampering	0	0	0	0
Pornography/Obscene Material	0	0	0	0
Prostitution	0	0	0	0
Prostitution Assisting/Promoting	0	0	0	0
Purchasing Prostitution	0	0	0	0
Weapon Law Violations	15	14	11	1
Total Group A Offenses	1,293	740	471	61



Livingston Police Department - 2013

2012 Population Estimate	4,076
Offense Overview	
Offense Total	256
Number Cleared	167
Percent Cleared	65.23 %
Group A Crimes per 100,000 population	6,280.7
Arrest Overview	
Total Arrests	283
Adult Arrests	270
Juvenile Arrests	13
Unknown Age	0
Arrests per 100,000 population	6,943.1
Average number offenses/incident	1.28

Domestic Violence Victims		
Offense	Reported	Cleared
Murder	0	0
Aggravated Assault	14	13
Simple Assault	17	17
Intimidation	8	8
Stalking	0	0
Forcible Rape	0	0
Forcible Sodomy	0	0
Sexual Assault W/Object	0	0
Forcible Fondling	0	0
Incest	0	0
Statutory Rape	0	0
Kidnapping/Abduction	1	1
Total	40	39

TIBRS Group B Arrests		
Offense	Adult	Juvenile
Bad Checks	0	0
Curfew/Vagrancy	0	0
Disorderly Conduct	12	1
DUI	42	0
Drunkenness	35	0
Family-Non Violent	8	0
Liquor Law Violations	4	1
Peeping Tom	0	0
Trespass	2	0
All Other Offenses	25	2
Total Group B	128	4

TIBRS Group A Offenses	Offenses		Arrests	
	Reported	Cleared	Adult	Juvenile
Crimes Against Persons				
Murder	0	0	0	0
Negligent Manslaughter	0	0	0	0
Kidnapping/Abduction	1	1	0	0
Forcible Rape	0	0	0	0
Forcible Sodomy	0	0	0	0
Sexual Assault W/Object	0	0	0	0
Forcible Fondling	1	1	1	0
Incest	0	0	0	0
Statutory Rape	0	0	0	0
Aggravated Assault	15	14	17	0
Simple Assault	21	21	17	2
Intimidation	9	9	6	0
Stalking	0	0	0	0
Commercial Sex Acts	0	0	0	0
Involuntary Servitude	0	0	0	0
Crimes Against Property				
Arson	0	0	0	0
Bribery	0	0	0	0
Burglary	11	2	3	0
Counterfeiting/Forgery	14	7	6	1
Destruction/Damage/Vandalism	15	3	2	0
Embezzlement	0	0	0	0
Extortion/Blackmail	0	0	0	0
Fraud - False Pretenses	16	8	4	0
Fraud - Credit Card/ATM	2	1	1	0
Fraud - Impersonation	1	1	1	0
Fraud - Welfare	1	1	0	0
Fraud - Wire	0	0	0	0
Motor Vehicle Theft	3	2	0	0
Robbery	0	0	0	0
Stolen Property Offenses	0	0	0	0
Theft - Pocket-picking	0	0	0	0
Theft - Purse Snatching	0	0	0	0
Theft - Shoplifting	20	15	9	3
Theft From Building	28	12	10	0
Theft From Coin Machine	0	0	0	0
Theft From Motor Vehicle	11	3	3	0
Theft of Motor Vehicle Parts	6	4	5	1
Theft - All Other Larceny	17	3	4	0
Crimes Against Society				
Drug/Narcotic Violations	40	38	43	2
Drug/Narcotic Equipment Violations	21	19	9	0
Gambling - Betting/Wagering	0	0	0	0
Gambling - Operating/Promoting	0	0	0	0
Gambling - Equipment Violations	0	0	0	0
Gambling - Sports Tampering	0	0	0	0
Pornography/Obscene Material	0	0	0	0
Prostitution	0	0	0	0
Prostitution Assisting/Promoting	0	0	0	0
Purchasing Prostitution	0	0	0	0
Weapon Law Violations	3	2	1	0
Total Group A Offenses	256	167	142	9



Lookout Mountain Police Department - 2013

2012 Population Estimate	1,858
Offense Overview	
Offense Total	33
Number Cleared	16
Percent Cleared	48.48 %
Group A Crimes per 100,000 population	1,776.1
Arrest Overview	
Total Arrests	10
Adult Arrests	10
Juvenile Arrests	0
Unknown Age	0
Arrests per 100,000 population	538.2
Average number offenses/incident	1.03

Domestic Violence Victims		
Offense	Reported	Cleared
Murder	0	0
Aggravated Assault	0	0
Simple Assault	1	1
Intimidation	0	0
Stalking	0	0
Forcible Rape	0	0
Forcible Sodomy	0	0
Sexual Assault W/Object	0	0
Forcible Fondling	0	0
Incest	0	0
Statutory Rape	0	0
Kidnapping/Abduction	0	0
Total	1	1

TIBRS Group B Arrests		
Offense	Adult	Juvenile
Bad Checks	0	0
Curfew/Vagrancy	0	0
Disorderly Conduct	0	0
DUI	3	0
Drunkenness	0	0
Family-Non Violent	0	0
Liquor Law Violations	0	0
Peeping Tom	0	0
Trespass	0	0
All Other Offenses	0	0
Total Group B	3	0

TIBRS Group A Offenses	Offenses		Arrests	
	Reported	Cleared	Adult	Juvenile
Crimes Against Persons				
Murder	0	0	0	0
Negligent Manslaughter	0	0	0	0
Kidnapping/Abduction	0	0	0	0
Forcible Rape	0	0	0	0
Forcible Sodomy	0	0	0	0
Sexual Assault W/Object	0	0	0	0
Forcible Fondling	0	0	0	0
Incest	0	0	0	0
Statutory Rape	0	0	0	0
Aggravated Assault	0	0	0	0
Simple Assault	1	1	1	0
Intimidation	0	0	0	0
Stalking	0	0	0	0
Commercial Sex Acts	0	0	0	0
Involuntary Servitude	0	0	0	0
Crimes Against Property				
Arson	0	0	0	0
Bribery	0	0	0	0
Burglary	7	4	0	0
Counterfeiting/Forgery	0	0	0	0
Destruction/Damage/Vandalism	3	0	0	0
Embezzlement	0	0	0	0
Extortion/Blackmail	0	0	0	0
Fraud - False Pretenses	1	1	0	0
Fraud - Credit Card/ATM	1	1	0	0
Fraud - Impersonation	0	0	0	0
Fraud - Welfare	0	0	0	0
Fraud - Wire	2	0	0	0
Motor Vehicle Theft	0	0	0	0
Robbery	0	0	0	0
Stolen Property Offenses	0	0	0	0
Theft - Pocket-picking	0	0	0	0
Theft - Purse Snatching	0	0	0	0
Theft - Shoplifting	0	0	0	0
Theft From Building	12	5	1	0
Theft From Coin Machine	0	0	0	0
Theft From Motor Vehicle	2	1	1	0
Theft of Motor Vehicle Parts	0	0	0	0
Theft - All Other Larceny	1	0	0	0
Crimes Against Society				
Drug/Narcotic Violations	2	2	2	0
Drug/Narcotic Equipment Violations	1	1	2	0
Gambling - Betting/Wagering	0	0	0	0
Gambling - Operating/Promoting	0	0	0	0
Gambling - Equipment Violations	0	0	0	0
Gambling - Sports Tampering	0	0	0	0
Pornography/Obscene Material	0	0	0	0
Prostitution	0	0	0	0
Prostitution Assisting/Promoting	0	0	0	0
Purchasing Prostitution	0	0	0	0
Weapon Law Violations	0	0	0	0
Total Group A Offenses	33	16	7	0



Loretto Police Department - 2013

2012 Population Estimate	1,725
Offense Overview	
Offense Total	64
Number Cleared	8
Percent Cleared	12.50 %
Group A Crimes per 100,000 population	3,710.1
Arrest Overview	
Total Arrests	11
Adult Arrests	11
Juvenile Arrests	0
Unknown Age	0
Arrests per 100,000 population	637.7
Average number offenses/incident	1.31

Domestic Violence Victims		
Offense	Reported	Cleared
Murder	0	0
Aggravated Assault	2	1
Simple Assault	5	3
Intimidation	0	0
Stalking	0	0
Forcible Rape	0	0
Forcible Sodomy	0	0
Sexual Assault W/Object	0	0
Forcible Fondling	0	0
Incest	0	0
Statutory Rape	0	0
Kidnapping/Abduction	0	0
Total	7	4

TIBRS Group B Arrests		
Offense	Adult	Juvenile
Bad Checks	0	0
Curfew/Vagrancy	0	0
Disorderly Conduct	0	0
DUI	1	0
Drunkenness	2	0
Family-Non Violent	0	0
Liquor Law Violations	0	0
Peeping Tom	0	0
Trespass	0	0
All Other Offenses	0	0
Total Group B	3	0

TIBRS Group A Offenses	Offenses		Arrests	
	Reported	Cleared	Adult	Juvenile
Crimes Against Persons				
Murder	0	0	0	0
Negligent Manslaughter	0	0	0	0
Kidnapping/Abduction	0	0	0	0
Forcible Rape	0	0	0	0
Forcible Sodomy	0	0	0	0
Sexual Assault W/Object	0	0	0	0
Forcible Fondling	0	0	0	0
Incest	0	0	0	0
Statutory Rape	1	0	0	0
Aggravated Assault	2	1	1	0
Simple Assault	8	3	3	0
Intimidation	2	0	0	0
Stalking	1	0	0	0
Commercial Sex Acts	0	0	0	0
Involuntary Servitude	0	0	0	0
Crimes Against Property				
Arson	0	0	0	0
Bribery	0	0	0	0
Burglary	8	0	0	0
Counterfeiting/Forgery	1	0	0	0
Destruction/Damage/Vandalism	14	2	2	0
Embezzlement	0	0	0	0
Extortion/Blackmail	0	0	0	0
Fraud - False Pretenses	1	0	0	0
Fraud - Credit Card/ATM	3	0	0	0
Fraud - Impersonation	1	0	0	0
Fraud - Welfare	0	0	0	0
Fraud - Wire	0	0	0	0
Motor Vehicle Theft	0	0	0	0
Robbery	0	0	0	0
Stolen Property Offenses	0	0	0	0
Theft - Pocket-picking	0	0	0	0
Theft - Purse Snatching	0	0	0	0
Theft - Shoplifting	0	0	0	0
Theft From Building	6	0	0	0
Theft From Coin Machine	0	0	0	0
Theft From Motor Vehicle	3	0	0	0
Theft of Motor Vehicle Parts	1	0	0	0
Theft - All Other Larceny	10	0	0	0
Crimes Against Society				
Drug/Narcotic Violations	1	1	2	0
Drug/Narcotic Equipment Violations	1	1	0	0
Gambling - Betting/Wagering	0	0	0	0
Gambling - Operating/Promoting	0	0	0	0
Gambling - Equipment Violations	0	0	0	0
Gambling - Sports Tampering	0	0	0	0
Pornography/Obscene Material	0	0	0	0
Prostitution	0	0	0	0
Prostitution Assisting/Promoting	0	0	0	0
Purchasing Prostitution	0	0	0	0
Weapon Law Violations	0	0	0	0
Total Group A Offenses	64	8	8	0



Loudon Police Department - 2013

2012 Population Estimate	5,631
Offense Overview	
Offense Total	123
Number Cleared	44
Percent Cleared	35.77 %
Group A Crimes per 100,000 population	2,184.3
Arrest Overview	
Total Arrests	100
Adult Arrests	94
Juvenile Arrests	6
Unknown Age	0
Arrests per 100,000 population	1,775.9
Average number offenses/incident	1.00

Domestic Violence Victims		
Offense	Reported	Cleared
Murder	0	0
Aggravated Assault	0	0
Simple Assault	13	12
Intimidation	1	1
Stalking	0	0
Forcible Rape	0	0
Forcible Sodomy	0	0
Sexual Assault W/Object	0	0
Forcible Fondling	0	0
Incest	0	0
Statutory Rape	0	0
Kidnapping/Abduction	0	0
Total	14	13

TIBRS Group B Arrests		
Offense	Adult	Juvenile
Bad Checks	0	0
Curfew/Vagrancy	0	0
Disorderly Conduct	2	0
DUI	29	1
Drunkenness	22	2
Family-Non Violent	0	0
Liquor Law Violations	0	0
Peeping Tom	0	0
Trespass	0	0
All Other Offenses	0	0
Total Group B	53	3

TIBRS Group A Offenses	Offenses		Arrests	
	Reported	Cleared	Adult	Juvenile
Crimes Against Persons				
Murder	0	0	0	0
Negligent Manslaughter	0	0	0	0
Kidnapping/Abduction	0	0	0	0
Forcible Rape	1	0	0	0
Forcible Sodomy	0	0	0	0
Sexual Assault W/Object	0	0	0	0
Forcible Fondling	0	0	0	0
Incest	0	0	0	0
Statutory Rape	0	0	0	0
Aggravated Assault	2	2	1	0
Simple Assault	17	13	13	0
Intimidation	9	1	1	0
Stalking	0	0	0	0
Commercial Sex Acts	0	0	0	0
Involuntary Servitude	0	0	0	0
Crimes Against Property				
Arson	0	0	0	0
Bribery	0	0	0	0
Burglary	4	1	1	0
Counterfeiting/Forgery	2	2	2	0
Destruction/Damage/Vandalism	33	2	2	0
Embezzlement	0	0	0	0
Extortion/Blackmail	0	0	0	0
Fraud - False Pretenses	0	0	0	0
Fraud - Credit Card/ATM	0	0	0	0
Fraud - Impersonation	0	0	0	0
Fraud - Welfare	0	0	0	0
Fraud - Wire	0	0	0	0
Motor Vehicle Theft	3	2	1	1
Robbery	2	1	0	1
Stolen Property Offenses	0	0	0	0
Theft - Pocket-picking	0	0	0	0
Theft - Purse Snatching	0	0	0	0
Theft - Shoplifting	4	4	4	0
Theft From Building	21	5	6	0
Theft From Coin Machine	0	0	0	0
Theft From Motor Vehicle	8	0	0	0
Theft of Motor Vehicle Parts	1	0	0	0
Theft - All Other Larceny	6	1	1	0
Crimes Against Society				
Drug/Narcotic Violations	6	6	5	1
Drug/Narcotic Equipment Violations	4	4	4	0
Gambling - Betting/Wagering	0	0	0	0
Gambling - Operating/Promoting	0	0	0	0
Gambling - Equipment Violations	0	0	0	0
Gambling - Sports Tampering	0	0	0	0
Pornography/Obscene Material	0	0	0	0
Prostitution	0	0	0	0
Prostitution Assisting/Promoting	0	0	0	0
Purchasing Prostitution	0	0	0	0
Weapon Law Violations	0	0	0	0
Total Group A Offenses	123	44	41	3



Madisonville Police Department - 2013

2012 Population Estimate	4,734
Offense Overview	
Offense Total	582
Number Cleared	177
Percent Cleared	30.41 %
Group A Crimes per 100,000 population	12,294.0
Arrest Overview	
Total Arrests	256
Adult Arrests	255
Juvenile Arrests	1
Unknown Age	0
Arrests per 100,000 population	5,407.7
Average number offenses/incident	1.07

Domestic Violence Victims		
Offense	Reported	Cleared
Murder	0	0
Aggravated Assault	3	2
Simple Assault	33	14
Intimidation	16	4
Stalking	1	0
Forcible Rape	1	0
Forcible Sodomy	0	0
Sexual Assault W/Object	0	0
Forcible Fondling	0	0
Incest	0	0
Statutory Rape	0	0
Kidnapping/Abduction	0	0
Total	54	20

TIBRS Group B Arrests		
Offense	Adult	Juvenile
Bad Checks	0	0
Curfew/Vagrancy	0	0
Disorderly Conduct	0	0
DUI	13	0
Drunkenness	27	0
Family-Non Violent	0	0
Liquor Law Violations	0	0
Peeping Tom	0	0
Trespass	3	0
All Other Offenses	52	0
Total Group B	95	0

TIBRS Group A Offenses	Offenses		Arrests	
	Reported	Cleared	Adult	Juvenile
Crimes Against Persons				
Murder	0	0	0	0
Negligent Manslaughter	0	0	0	0
Kidnapping/Abduction	0	0	0	0
Forcible Rape	3	0	0	0
Forcible Sodomy	0	0	0	0
Sexual Assault W/Object	0	0	0	0
Forcible Fondling	0	0	0	0
Incest	0	0	0	0
Statutory Rape	0	0	0	0
Aggravated Assault	21	11	6	1
Simple Assault	64	19	18	0
Intimidation	42	4	4	0
Stalking	2	0	0	0
Commercial Sex Acts	0	0	0	0
Involuntary Servitude	0	0	0	0
Crimes Against Property				
Arson	1	0	0	0
Bribery	0	0	0	0
Burglary	34	3	3	0
Counterfeiting/Forgery	16	4	4	0
Destruction/Damage/Vandalism	62	3	2	0
Embezzlement	0	0	0	0
Extortion/Blackmail	0	0	0	0
Fraud - False Pretenses	8	4	3	0
Fraud - Credit Card/ATM	10	1	0	0
Fraud - Impersonation	6	1	1	0
Fraud - Welfare	0	0	0	0
Fraud - Wire	3	0	0	0
Motor Vehicle Theft	20	5	5	0
Robbery	3	1	2	0
Stolen Property Offenses	0	0	0	0
Theft - Pocket-picking	1	0	0	0
Theft - Purse Snatching	1	0	0	0
Theft - Shoplifting	41	29	27	0
Theft From Building	77	9	8	0
Theft From Coin Machine	2	0	0	0
Theft From Motor Vehicle	42	6	6	0
Theft of Motor Vehicle Parts	4	1	2	0
Theft - All Other Larceny	46	4	4	0
Crimes Against Society				
Drug/Narcotic Violations	46	45	47	0
Drug/Narcotic Equipment Violations	26	26	18	0
Gambling - Betting/Wagering	0	0	0	0
Gambling - Operating/Promoting	0	0	0	0
Gambling - Equipment Violations	0	0	0	0
Gambling - Sports Tampering	0	0	0	0
Pornography/Obscene Material	0	0	0	0
Prostitution	0	0	0	0
Prostitution Assisting/Promoting	0	0	0	0
Purchasing Prostitution	0	0	0	0
Weapon Law Violations	1	1	0	0
Total Group A Offenses	582	177	160	1



Manchester Police Department - 2013

2012 Population Estimate	10,224
Offense Overview	
Offense Total	1,587
Number Cleared	909
Percent Cleared	57.28 %
Group A Crimes per 100,000 population	15,522.3
Arrest Overview	
Total Arrests	973
Adult Arrests	901
Juvenile Arrests	72
Unknown Age	0
Arrests per 100,000 population	9,516.8
Average number offenses/incident	1.18

Domestic Violence Victims		
Offense	Reported	Cleared
Murder	0	0
Aggravated Assault	24	19
Simple Assault	93	55
Intimidation	18	2
Stalking	0	0
Forcible Rape	0	0
Forcible Sodomy	1	0
Sexual Assault W/Object	1	0
Forcible Fondling	1	0
Incest	0	0
Statutory Rape	1	1
Kidnapping/Abduction	0	0
Total	139	77

TIBRS Group B Arrests		
Offense	Adult	Juvenile
Bad Checks	0	0
Curfew/Vagrancy	0	2
Disorderly Conduct	16	1
DUI	55	0
Drunkenness	96	0
Family-Non Violent	0	0
Liquor Law Violations	7	2
Peeping Tom	1	0
Trespass	7	0
All Other Offenses	25	2
Total Group B	207	7

TIBRS Group A Offenses	Offenses		Arrests	
	Reported	Cleared	Adult	Juvenile
Crimes Against Persons				
Murder	0	0	0	0
Negligent Manslaughter	0	0	0	0
Kidnapping/Abduction	1	1	1	0
Forcible Rape	1	1	1	0
Forcible Sodomy	2	1	0	1
Sexual Assault W/Object	2	0	0	0
Forcible Fondling	3	2	0	0
Incest	0	0	0	0
Statutory Rape	1	1	0	0
Aggravated Assault	48	35	22	1
Simple Assault	164	74	51	3
Intimidation	112	20	0	2
Stalking	1	0	0	0
Commercial Sex Acts	0	0	0	0
Involuntary Servitude	0	0	0	0
Crimes Against Property				
Arson	2	0	0	0
Bribery	0	0	0	0
Burglary	79	21	14	2
Counterfeiting/Forgery	23	12	11	0
Destruction/Damage/Vandalism	116	28	11	9
Embezzlement	8	5	3	0
Extortion/Blackmail	1	1	0	0
Fraud - False Pretenses	81	53	20	0
Fraud - Credit Card/ATM	23	12	5	0
Fraud - Impersonation	8	8	7	0
Fraud - Welfare	0	0	0	0
Fraud - Wire	0	0	0	0
Motor Vehicle Theft	26	16	8	0
Robbery	5	3	7	3
Stolen Property Offenses	1	0	1	0
Theft - Pocket-picking	1	0	0	0
Theft - Purse Snatching	2	2	1	0
Theft - Shoplifting	161	142	139	21
Theft From Building	83	30	31	2
Theft From Coin Machine	4	1	1	0
Theft From Motor Vehicle	130	23	15	0
Theft of Motor Vehicle Parts	18	3	2	0
Theft - All Other Larceny	66	15	25	1
Crimes Against Society				
Drug/Narcotic Violations	296	286	291	17
Drug/Narcotic Equipment Violations	104	99	24	3
Gambling - Betting/Wagering	0	0	0	0
Gambling - Operating/Promoting	0	0	0	0
Gambling - Equipment Violations	0	0	0	0
Gambling - Sports Tampering	0	0	0	0
Pornography/Obscene Material	0	0	0	0
Prostitution	1	1	1	0
Prostitution Assisting/Promoting	0	0	0	0
Purchasing Prostitution	0	0	0	0
Weapon Law Violations	13	13	2	0
Total Group A Offenses	1,587	909	694	65



Martin Police Department - 2013

2012 Population Estimate	11,421
Offense Overview	
Offense Total	651
Number Cleared	229
Percent Cleared	35.18 %
Group A Crimes per 100,000 population	5,700.0
Arrest Overview	
Total Arrests	343
Adult Arrests	327
Juvenile Arrests	16
Unknown Age	0
Arrests per 100,000 population	3,003.2
Average number offenses/incident	1.09

Domestic Violence Victims		
Offense	Reported	Cleared
Murder	0	0
Aggravated Assault	8	5
Simple Assault	68	49
Intimidation	13	3
Stalking	1	0
Forcible Rape	1	0
Forcible Sodomy	0	0
Sexual Assault W/Object	0	0
Forcible Fondling	0	0
Incest	1	0
Statutory Rape	0	0
Kidnapping/Abduction	1	0
Total	93	57

TIBRS Group B Arrests		
Offense	Adult	Juvenile
Bad Checks	0	0
Curfew/Vagrancy	0	0
Disorderly Conduct	5	1
DUI	39	0
Drunkenness	37	0
Family-Non Violent	0	0
Liquor Law Violations	45	1
Peeping Tom	0	0
Trespass	4	0
All Other Offenses	3	0
Total Group B	133	2

TIBRS Group A Offenses	Offenses		Arrests	
	Reported	Cleared	Adult	Juvenile
Crimes Against Persons				
Murder	0	0	0	0
Negligent Manslaughter	0	0	0	0
Kidnapping/Abduction	2	1	0	0
Forcible Rape	1	0	0	0
Forcible Sodomy	0	0	0	0
Sexual Assault W/Object	0	0	0	0
Forcible Fondling	2	1	0	1
Incest	1	0	0	0
Statutory Rape	0	0	0	0
Aggravated Assault	16	11	9	0
Simple Assault	113	59	53	0
Intimidation	32	5	3	2
Stalking	1	0	0	0
Commercial Sex Acts	0	0	0	0
Involuntary Servitude	0	0	0	0
Crimes Against Property				
Arson	1	1	0	2
Bribery	0	0	0	0
Burglary	48	4	4	0
Counterfeiting/Forgery	10	1	1	0
Destruction/Damage/Vandalism	53	6	5	0
Embezzlement	2	1	1	0
Extortion/Blackmail	0	0	0	0
Fraud - False Pretenses	7	1	1	0
Fraud - Credit Card/ATM	7	2	2	0
Fraud - Impersonation	5	1	1	0
Fraud - Welfare	0	0	0	0
Fraud - Wire	0	0	0	0
Motor Vehicle Theft	2	0	0	0
Robbery	6	4	3	1
Stolen Property Offenses	0	0	0	0
Theft - Pocket-picking	0	0	0	0
Theft - Purse Snatching	0	0	0	0
Theft - Shoplifting	49	31	33	1
Theft From Building	38	10	8	3
Theft From Coin Machine	1	1	1	0
Theft From Motor Vehicle	80	11	9	2
Theft of Motor Vehicle Parts	0	0	0	0
Theft - All Other Larceny	98	4	3	0
Crimes Against Society				
Drug/Narcotic Violations	44	43	48	2
Drug/Narcotic Equipment Violations	22	22	3	0
Gambling - Betting/Wagering	0	0	0	0
Gambling - Operating/Promoting	0	0	0	0
Gambling - Equipment Violations	0	0	0	0
Gambling - Sports Tampering	0	0	0	0
Pornography/Obscene Material	3	2	1	0
Prostitution	0	0	0	0
Prostitution Assisting/Promoting	1	1	1	0
Purchasing Prostitution	0	0	0	0
Weapon Law Violations	6	6	4	0
Total Group A Offenses	651	229	194	14



Maryville Police Department - 2013

2012 Population Estimate	27,914
Offense Overview	
Offense Total	1,388
Number Cleared	767
Percent Cleared	55.26 %
Group A Crimes per 100,000 population	4,972.4
Arrest Overview	
Total Arrests	1,051
Adult Arrests	947
Juvenile Arrests	104
Unknown Age	0
Arrests per 100,000 population	3,765.1
Average number offenses/incident	1.11

Domestic Violence Victims		
Offense	Reported	Cleared
Murder	1	1
Aggravated Assault	16	14
Simple Assault	139	99
Intimidation	5	4
Stalking	1	1
Forcible Rape	4	3
Forcible Sodomy	0	0
Sexual Assault W/Object	0	0
Forcible Fondling	0	0
Incest	0	0
Statutory Rape	0	0
Kidnapping/Abduction	0	0
Total	166	122

TIBRS Group B Arrests		
Offense	Adult	Juvenile
Bad Checks	0	0
Curfew/Vagrancy	0	1
Disorderly Conduct	10	1
DUI	113	0
Drunkenness	105	1
Family-Non Violent	0	0
Liquor Law Violations	10	6
Peeping Tom	0	0
Trespass	4	1
All Other Offenses	185	44
Total Group B	427	54

TIBRS Group A Offenses	Offenses		Arrests	
	Reported	Cleared	Adult	Juvenile
Crimes Against Persons				
Murder	1	1	0	0
Negligent Manslaughter	0	0	0	0
Kidnapping/Abduction	2	0	0	0
Forcible Rape	6	5	1	0
Forcible Sodomy	3	2	0	0
Sexual Assault W/Object	0	0	0	0
Forcible Fondling	1	1	1	0
Incest	0	0	0	0
Statutory Rape	2	2	1	0
Aggravated Assault	48	41	26	2
Simple Assault	187	131	38	5
Intimidation	10	6	1	0
Stalking	1	1	0	0
Commercial Sex Acts	0	0	0	0
Involuntary Servitude	0	0	0	0
Crimes Against Property				
Arson	2	2	1	2
Bribery	0	0	0	0
Burglary	151	28	17	0
Counterfeiting/Forgery	34	17	8	0
Destruction/Damage/Vandalism	108	26	8	8
Embezzlement	16	15	10	0
Extortion/Blackmail	0	0	0	0
Fraud - False Pretenses	43	30	9	0
Fraud - Credit Card/ATM	29	21	10	1
Fraud - Impersonation	8	5	4	0
Fraud - Welfare	0	0	0	0
Fraud - Wire	0	0	0	0
Motor Vehicle Theft	26	11	7	0
Robbery	8	5	5	1
Stolen Property Offenses	0	0	0	0
Theft - Pocket-picking	0	0	0	0
Theft - Purse Snatching	1	1	1	0
Theft - Shoplifting	289	224	237	19
Theft From Building	135	40	25	3
Theft From Coin Machine	0	0	0	0
Theft From Motor Vehicle	81	20	10	0
Theft of Motor Vehicle Parts	22	3	3	0
Theft - All Other Larceny	56	17	13	0
Crimes Against Society				
Drug/Narcotic Violations	56	51	50	5
Drug/Narcotic Equipment Violations	52	51	26	2
Gambling - Betting/Wagering	0	0	0	0
Gambling - Operating/Promoting	0	0	0	0
Gambling - Equipment Violations	0	0	0	0
Gambling - Sports Tampering	0	0	0	0
Pornography/Obscene Material	0	0	0	0
Prostitution	0	0	0	0
Prostitution Assisting/Promoting	0	0	0	0
Purchasing Prostitution	0	0	0	0
Weapon Law Violations	10	10	8	2
Total Group A Offenses	1,388	767	520	50



Mason Police Department - 2013

2012 Population Estimate	1,611
Offense Overview	
Offense Total	143
Number Cleared	40
Percent Cleared	27.97 %
Group A Crimes per 100,000 population	8,876.5
Arrest Overview	
Total Arrests	50
Adult Arrests	44
Juvenile Arrests	6
Unknown Age	0
Arrests per 100,000 population	3,103.7
Average number offenses/incident	1.27

Domestic Violence Victims		
Offense	Reported	Cleared
Murder	0	0
Aggravated Assault	8	0
Simple Assault	15	4
Intimidation	6	3
Stalking	0	0
Forcible Rape	0	0
Forcible Sodomy	0	0
Sexual Assault W/Object	0	0
Forcible Fondling	0	0
Incest	0	0
Statutory Rape	0	0
Kidnapping/Abduction	1	0
Total	30	7

TIBRS Group B Arrests		
Offense	Adult	Juvenile
Bad Checks	0	0
Curfew/Vagrancy	0	0
Disorderly Conduct	3	0
DUI	9	0
Drunkenness	0	0
Family-Non Violent	0	0
Liquor Law Violations	0	0
Peeping Tom	0	0
Trespass	0	0
All Other Offenses	5	2
Total Group B	17	2

TIBRS Group A Offenses	Offenses		Arrests	
	Reported	Cleared	Adult	Juvenile
Crimes Against Persons				
Murder	0	0	0	0
Negligent Manslaughter	0	0	0	0
Kidnapping/Abduction	2	1	4	0
Forcible Rape	0	0	0	0
Forcible Sodomy	0	0	0	0
Sexual Assault W/Object	0	0	0	0
Forcible Fondling	1	0	0	0
Incest	0	0	0	0
Statutory Rape	0	0	0	0
Aggravated Assault	19	2	2	0
Simple Assault	26	9	5	2
Intimidation	9	3	0	1
Stalking	0	0	0	0
Commercial Sex Acts	0	0	0	0
Involuntary Servitude	0	0	0	0
Crimes Against Property				
Arson	1	0	0	0
Bribery	0	0	0	0
Burglary	10	1	0	0
Counterfeiting/Forgery	4	1	1	0
Destruction/Damage/Vandalism	3	1	0	0
Embezzlement	0	0	0	0
Extortion/Blackmail	0	0	0	0
Fraud - False Pretenses	0	0	0	0
Fraud - Credit Card/ATM	0	0	0	0
Fraud - Impersonation	1	0	0	0
Fraud - Welfare	0	0	0	0
Fraud - Wire	0	0	0	0
Motor Vehicle Theft	15	5	0	1
Robbery	1	0	0	0
Stolen Property Offenses	0	0	0	0
Theft - Pocket-picking	1	0	0	0
Theft - Purse Snatching	0	0	0	0
Theft - Shoplifting	4	0	0	0
Theft From Building	4	1	1	0
Theft From Coin Machine	0	0	0	0
Theft From Motor Vehicle	3	0	0	0
Theft of Motor Vehicle Parts	0	0	0	0
Theft - All Other Larceny	7	1	1	0
Crimes Against Society				
Drug/Narcotic Violations	21	9	9	0
Drug/Narcotic Equipment Violations	2	0	0	0
Gambling - Betting/Wagering	0	0	0	0
Gambling - Operating/Promoting	0	0	0	0
Gambling - Equipment Violations	0	0	0	0
Gambling - Sports Tampering	0	0	0	0
Pornography/Obscene Material	0	0	0	0
Prostitution	0	0	0	0
Prostitution Assisting/Promoting	0	0	0	0
Purchasing Prostitution	0	0	0	0
Weapon Law Violations	9	6	4	0
Total Group A Offenses	143	40	27	4



Maury City Police Department - 2013

2012 Population Estimate	677
Offense Overview	
Offense Total	42
Number Cleared	11
Percent Cleared	26.19 %
Group A Crimes per 100,000 population	6,203.8
Arrest Overview	
Total Arrests	25
Adult Arrests	25
Juvenile Arrests	0
Unknown Age	0
Arrests per 100,000 population	3,692.8
Average number offenses/incident	1.08

Domestic Violence Victims		
Offense	Reported	Cleared
Murder	0	0
Aggravated Assault	3	1
Simple Assault	1	0
Intimidation	2	0
Stalking	0	0
Forcible Rape	0	0
Forcible Sodomy	1	1
Sexual Assault W/Object	0	0
Forcible Fondling	0	0
Incest	0	0
Statutory Rape	0	0
Kidnapping/Abduction	0	0
Total	7	2

TIBRS Group B Arrests		
Offense	Adult	Juvenile
Bad Checks	0	0
Curfew/Vagrancy	0	0
Disorderly Conduct	0	0
DUI	5	0
Drunkenness	3	0
Family-Non Violent	0	0
Liquor Law Violations	0	0
Peeping Tom	0	0
Trespass	1	0
All Other Offenses	3	0
Total Group B	12	0

TIBRS Group A Offenses	Offenses		Arrests	
	Reported	Cleared	Adult	Juvenile
Crimes Against Persons				
Murder	0	0	0	0
Negligent Manslaughter	0	0	0	0
Kidnapping/Abduction	0	0	0	0
Forcible Rape	0	0	0	0
Forcible Sodomy	1	1	1	0
Sexual Assault W/Object	0	0	0	0
Forcible Fondling	0	0	0	0
Incest	0	0	0	0
Statutory Rape	0	0	0	0
Aggravated Assault	5	3	3	0
Simple Assault	3	0	0	0
Intimidation	4	0	0	0
Stalking	0	0	0	0
Commercial Sex Acts	0	0	0	0
Involuntary Servitude	0	0	0	0
Crimes Against Property				
Arson	0	0	0	0
Bribery	0	0	0	0
Burglary	2	0	0	0
Counterfeiting/Forgery	2	0	0	0
Destruction/Damage/Vandalism	7	0	0	0
Embezzlement	0	0	0	0
Extortion/Blackmail	0	0	0	0
Fraud - False Pretenses	3	0	0	0
Fraud - Credit Card/ATM	0	0	0	0
Fraud - Impersonation	0	0	0	0
Fraud - Welfare	0	0	0	0
Fraud - Wire	0	0	0	0
Motor Vehicle Theft	1	0	0	0
Robbery	0	0	0	0
Stolen Property Offenses	1	0	0	0
Theft - Pocket-picking	0	0	0	0
Theft - Purse Snatching	0	0	0	0
Theft - Shoplifting	5	3	6	0
Theft From Building	1	0	0	0
Theft From Coin Machine	2	0	0	0
Theft From Motor Vehicle	0	0	0	0
Theft of Motor Vehicle Parts	0	0	0	0
Theft - All Other Larceny	1	0	0	0
Crimes Against Society				
Drug/Narcotic Violations	2	2	2	0
Drug/Narcotic Equipment Violations	1	1	0	0
Gambling - Betting/Wagering	0	0	0	0
Gambling - Operating/Promoting	0	0	0	0
Gambling - Equipment Violations	0	0	0	0
Gambling - Sports Tampering	0	0	0	0
Pornography/Obscene Material	0	0	0	0
Prostitution	0	0	0	0
Prostitution Assisting/Promoting	0	0	0	0
Purchasing Prostitution	0	0	0	0
Weapon Law Violations	1	1	1	0
Total Group A Offenses	42	11	13	0



Maynardville Police Department - 2013

2012 Population Estimate	2,390
Offense Overview	
Offense Total	318
Number Cleared	216
Percent Cleared	67.92 %
Group A Crimes per 100,000 population	13,305.4
Arrest Overview	
Total Arrests	618
Adult Arrests	575
Juvenile Arrests	43
Unknown Age	0
Arrests per 100,000 population	25,857.7
Average number offenses/incident	1.16

Domestic Violence Victims		
Offense	Reported	Cleared
Murder	0	0
Aggravated Assault	3	2
Simple Assault	23	21
Intimidation	6	1
Stalking	1	1
Forcible Rape	0	0
Forcible Sodomy	0	0
Sexual Assault W/Object	0	0
Forcible Fondling	1	0
Incest	0	0
Statutory Rape	0	0
Kidnapping/Abduction	0	0
Total	34	25

TIBRS Group B Arrests		
Offense	Adult	Juvenile
Bad Checks	2	0
Curfew/Vagrancy	0	0
Disorderly Conduct	5	2
DUI	54	0
Drunkenness	17	0
Family-Non Violent	18	0
Liquor Law Violations	7	8
Peeping Tom	0	0
Trespass	5	3
All Other Offenses	264	9
Total Group B	372	22

TIBRS Group A Offenses	Offenses		Arrests	
	Reported	Cleared	Adult	Juvenile
Crimes Against Persons				
Murder	0	0	0	0
Negligent Manslaughter	0	0	0	0
Kidnapping/Abduction	0	0	0	0
Forcible Rape	0	0	0	0
Forcible Sodomy	0	0	0	0
Sexual Assault W/Object	0	0	0	0
Forcible Fondling	2	0	0	0
Incest	0	0	0	0
Statutory Rape	0	0	0	0
Aggravated Assault	3	2	2	0
Simple Assault	37	32	29	1
Intimidation	11	1	1	0
Stalking	1	1	1	0
Commercial Sex Acts	0	0	0	0
Involuntary Servitude	0	0	0	0
Crimes Against Property				
Arson	0	0	0	0
Bribery	0	0	0	0
Burglary	37	12	17	3
Counterfeiting/Forgery	3	1	0	0
Destruction/Damage/Vandalism	19	10	8	7
Embezzlement	2	2	2	0
Extortion/Blackmail	0	0	0	0
Fraud - False Pretenses	3	3	3	0
Fraud - Credit Card/ATM	0	0	0	0
Fraud - Impersonation	5	4	3	1
Fraud - Welfare	0	0	0	0
Fraud - Wire	0	0	0	0
Motor Vehicle Theft	5	2	3	0
Robbery	1	0	0	0
Stolen Property Offenses	1	1	1	0
Theft - Pocket-picking	0	0	0	0
Theft - Purse Snatching	0	0	0	0
Theft - Shoplifting	22	22	19	2
Theft From Building	25	8	8	2
Theft From Coin Machine	0	0	0	0
Theft From Motor Vehicle	10	3	3	0
Theft of Motor Vehicle Parts	10	5	4	0
Theft - All Other Larceny	18	5	8	1
Crimes Against Society				
Drug/Narcotic Violations	56	55	71	2
Drug/Narcotic Equipment Violations	42	42	18	2
Gambling - Betting/Wagering	0	0	0	0
Gambling - Operating/Promoting	0	0	0	0
Gambling - Equipment Violations	0	0	0	0
Gambling - Sports Tampering	0	0	0	0
Pornography/Obscene Material	0	0	0	0
Prostitution	0	0	0	0
Prostitution Assisting/Promoting	0	0	0	0
Purchasing Prostitution	0	0	0	0
Weapon Law Violations	5	5	2	0
Total Group A Offenses	318	216	203	21



McEwen Police Department - 2013

2012 Population Estimate	1,710
Offense Overview	
Offense Total	84
Number Cleared	63
Percent Cleared	75.00 %
Group A Crimes per 100,000 population	4,912.3
Arrest Overview	
Total Arrests	133
Adult Arrests	132
Juvenile Arrests	1
Unknown Age	0
Arrests per 100,000 population	7,777.8
Average number offenses/incident	1.12

Domestic Violence Victims		
Offense	Reported	Cleared
Murder	0	0
Aggravated Assault	0	0
Simple Assault	4	4
Intimidation	0	0
Stalking	0	0
Forcible Rape	0	0
Forcible Sodomy	0	0
Sexual Assault W/Object	0	0
Forcible Fondling	0	0
Incest	0	0
Statutory Rape	0	0
Kidnapping/Abduction	0	0
Total	4	4

TIBRS Group B Arrests		
Offense	Adult	Juvenile
Bad Checks	34	0
Curfew/Vagrancy	0	0
Disorderly Conduct	7	0
DUI	7	0
Drunkenness	2	0
Family-Non Violent	0	0
Liquor Law Violations	1	0
Peeping Tom	0	0
Trespass	1	0
All Other Offenses	24	1
Total Group B	76	1

TIBRS Group A Offenses	Offenses		Arrests	
	Reported	Cleared	Adult	Juvenile
Crimes Against Persons				
Murder	0	0	0	0
Negligent Manslaughter	0	0	0	0
Kidnapping/Abduction	0	0	0	0
Forcible Rape	0	0	0	0
Forcible Sodomy	0	0	0	0
Sexual Assault W/Object	0	0	0	0
Forcible Fondling	0	0	0	0
Incest	0	0	0	0
Statutory Rape	1	1	1	0
Aggravated Assault	2	2	2	0
Simple Assault	9	9	9	0
Intimidation	2	2	2	0
Stalking	0	0	0	0
Commercial Sex Acts	0	0	0	0
Involuntary Servitude	0	0	0	0
Crimes Against Property				
Arson	0	0	0	0
Bribery	0	0	0	0
Burglary	3	0	0	0
Counterfeiting/Forgery	5	5	4	0
Destruction/Damage/Vandalism	6	1	1	0
Embezzlement	1	1	1	0
Extortion/Blackmail	0	0	0	0
Fraud - False Pretenses	13	9	6	0
Fraud - Credit Card/ATM	2	0	0	0
Fraud - Impersonation	0	0	0	0
Fraud - Welfare	0	0	0	0
Fraud - Wire	0	0	0	0
Motor Vehicle Theft	1	0	0	0
Robbery	0	0	0	0
Stolen Property Offenses	2	2	2	0
Theft - Pocket-picking	0	0	0	0
Theft - Purse Snatching	0	0	0	0
Theft - Shoplifting	6	6	6	0
Theft From Building	4	2	2	0
Theft From Coin Machine	0	0	0	0
Theft From Motor Vehicle	2	0	0	0
Theft of Motor Vehicle Parts	0	0	0	0
Theft - All Other Larceny	3	1	1	0
Crimes Against Society				
Drug/Narcotic Violations	15	15	15	0
Drug/Narcotic Equipment Violations	7	7	4	0
Gambling - Betting/Wagering	0	0	0	0
Gambling - Operating/Promoting	0	0	0	0
Gambling - Equipment Violations	0	0	0	0
Gambling - Sports Tampering	0	0	0	0
Pornography/Obscene Material	0	0	0	0
Prostitution	0	0	0	0
Prostitution Assisting/Promoting	0	0	0	0
Purchasing Prostitution	0	0	0	0
Weapon Law Violations	0	0	0	0
Total Group A Offenses	84	63	56	0



McKenzie Police Department - 2013

2012 Population Estimate	5,383
Offense Overview	
Offense Total	504
Number Cleared	282
Percent Cleared	55.95 %
Group A Crimes per 100,000 population	9,362.8
Arrest Overview	
Total Arrests	373
Adult Arrests	354
Juvenile Arrests	19
Unknown Age	0
Arrests per 100,000 population	6,929.2
Average number offenses/incident	1.14

Domestic Violence Victims		
Offense	Reported	Cleared
Murder	0	0
Aggravated Assault	5	4
Simple Assault	53	51
Intimidation	1	1
Stalking	0	0
Forcible Rape	1	1
Forcible Sodomy	0	0
Sexual Assault W/Object	0	0
Forcible Fondling	0	0
Incest	0	0
Statutory Rape	0	0
Kidnapping/Abduction	0	0
Total	60	57

TIBRS Group B Arrests		
Offense	Adult	Juvenile
Bad Checks	1	0
Curfew/Vagrancy	0	1
Disorderly Conduct	4	0
DUI	16	0
Drunkenness	24	0
Family-Non Violent	0	0
Liquor Law Violations	6	0
Peeping Tom	0	0
Trespass	9	0
All Other Offenses	30	1
Total Group B	90	2

TIBRS Group A Offenses	Offenses		Arrests	
	Reported	Cleared	Adult	Juvenile
Crimes Against Persons				
Murder	0	0	0	0
Negligent Manslaughter	0	0	0	0
Kidnapping/Abduction	1	0	0	0
Forcible Rape	5	4	4	0
Forcible Sodomy	0	0	0	0
Sexual Assault W/Object	0	0	0	0
Forcible Fondling	0	0	0	0
Incest	0	0	0	0
Statutory Rape	0	0	0	0
Aggravated Assault	15	12	9	0
Simple Assault	88	82	65	7
Intimidation	4	3	2	0
Stalking	0	0	0	0
Commercial Sex Acts	0	0	0	0
Involuntary Servitude	0	0	0	0
Crimes Against Property				
Arson	0	0	0	0
Bribery	0	0	0	0
Burglary	76	16	29	1
Counterfeiting/Forgery	20	15	15	0
Destruction/Damage/Vandalism	35	9	3	3
Embezzlement	3	3	2	0
Extortion/Blackmail	0	0	0	0
Fraud - False Pretenses	10	4	0	0
Fraud - Credit Card/ATM	11	5	4	0
Fraud - Impersonation	1	1	1	0
Fraud - Welfare	1	1	1	0
Fraud - Wire	0	0	0	0
Motor Vehicle Theft	9	4	2	1
Robbery	1	1	2	0
Stolen Property Offenses	3	3	7	0
Theft - Pocket-picking	2	0	0	0
Theft - Purse Snatching	0	0	0	0
Theft - Shoplifting	20	14	15	1
Theft From Building	41	17	15	1
Theft From Coin Machine	0	0	0	0
Theft From Motor Vehicle	43	6	6	0
Theft of Motor Vehicle Parts	6	0	1	0
Theft - All Other Larceny	42	19	21	0
Crimes Against Society				
Drug/Narcotic Violations	38	36	40	3
Drug/Narcotic Equipment Violations	28	26	19	0
Gambling - Betting/Wagering	0	0	0	0
Gambling - Operating/Promoting	0	0	0	0
Gambling - Equipment Violations	0	0	0	0
Gambling - Sports Tampering	0	0	0	0
Pornography/Obscene Material	0	0	0	0
Prostitution	0	0	0	0
Prostitution Assisting/Promoting	0	0	0	0
Purchasing Prostitution	0	0	0	0
Weapon Law Violations	1	1	1	0
Total Group A Offenses	504	282	264	17



McMinnville Police Department - 2013

2012 Population Estimate	13,598
Offense Overview	
Offense Total	1,257
Number Cleared	659
Percent Cleared	52.43 %
Group A Crimes per 100,000 population	9,244.0
Arrest Overview	
Total Arrests	941
Adult Arrests	877
Juvenile Arrests	64
Unknown Age	0
Arrests per 100,000 population	6,920.1
Average number offenses/incident	1.08

Domestic Violence Victims		
Offense	Reported	Cleared
Murder	0	0
Aggravated Assault	70	61
Simple Assault	100	89
Intimidation	11	9
Stalking	7	6
Forcible Rape	2	2
Forcible Sodomy	0	0
Sexual Assault W/Object	2	2
Forcible Fondling	4	3
Incest	0	0
Statutory Rape	2	0
Kidnapping/Abduction	1	1
Total	199	173

TIBRS Group B Arrests		
Offense	Adult	Juvenile
Bad Checks	3	0
Curfew/Vagrancy	0	8
Disorderly Conduct	7	0
DUI	76	2
Drunkenness	30	0
Family-Non Violent	3	0
Liquor Law Violations	12	1
Peeping Tom	0	0
Trespass	9	0
All Other Offenses	232	17
Total Group B	372	28

TIBRS Group A Offenses	Offenses		Arrests	
	Reported	Cleared	Adult	Juvenile
Crimes Against Persons				
Murder	0	0	0	0
Negligent Manslaughter	0	0	0	0
Kidnapping/Abduction	1	1	0	0
Forcible Rape	7	5	5	0
Forcible Sodomy	0	0	0	0
Sexual Assault W/Object	3	2	0	1
Forcible Fondling	5	3	0	0
Incest	0	0	0	0
Statutory Rape	2	0	0	0
Aggravated Assault	106	82	65	3
Simple Assault	163	129	86	9
Intimidation	30	21	2	2
Stalking	8	6	2	0
Commercial Sex Acts	0	0	0	0
Involuntary Servitude	0	0	0	0
Crimes Against Property				
Arson	0	0	0	0
Bribery	0	0	0	0
Burglary	107	16	17	4
Counterfeiting/Forgery	21	11	9	0
Destruction/Damage/Vandalism	111	17	4	1
Embezzlement	4	4	4	0
Extortion/Blackmail	1	0	0	0
Fraud - False Pretenses	24	11	9	0
Fraud - Credit Card/ATM	13	1	2	0
Fraud - Impersonation	21	17	19	0
Fraud - Welfare	0	0	0	0
Fraud - Wire	0	0	0	0
Motor Vehicle Theft	29	7	5	0
Robbery	9	3	2	0
Stolen Property Offenses	0	0	0	0
Theft - Pocket-picking	0	0	0	0
Theft - Purse Snatching	0	0	0	0
Theft - Shoplifting	127	109	118	9
Theft From Building	140	31	20	1
Theft From Coin Machine	9	1	1	0
Theft From Motor Vehicle	49	4	3	0
Theft of Motor Vehicle Parts	28	1	2	0
Theft - All Other Larceny	41	5	1	0
Crimes Against Society				
Drug/Narcotic Violations	115	102	96	4
Drug/Narcotic Equipment Violations	73	61	27	2
Gambling - Betting/Wagering	0	0	0	0
Gambling - Operating/Promoting	0	0	0	0
Gambling - Equipment Violations	0	0	0	0
Gambling - Sports Tampering	0	0	0	0
Pornography/Obscene Material	2	1	1	0
Prostitution	0	0	0	0
Prostitution Assisting/Promoting	0	0	0	0
Purchasing Prostitution	0	0	0	0
Weapon Law Violations	8	8	5	0
Total Group A Offenses	1,257	659	505	36



Medina Police Department - 2013

2012 Population Estimate	3,837
Offense Overview	
Offense Total	135
Number Cleared	48
Percent Cleared	35.56 %
Group A Crimes per 100,000 population	3,518.4
Arrest Overview	
Total Arrests	71
Adult Arrests	57
Juvenile Arrests	14
Unknown Age	0
Arrests per 100,000 population	1,850.4
Average number offenses/incident	1.19

Domestic Violence Victims		
Offense	Reported	Cleared
Murder	0	0
Aggravated Assault	1	0
Simple Assault	13	4
Intimidation	4	0
Stalking	0	0
Forcible Rape	0	0
Forcible Sodomy	0	0
Sexual Assault W/Object	0	0
Forcible Fondling	0	0
Incest	0	0
Statutory Rape	0	0
Kidnapping/Abduction	0	0
Total	18	4

TIBRS Group B Arrests		
Offense	Adult	Juvenile
Bad Checks	0	0
Curfew/Vagrancy	0	0
Disorderly Conduct	1	0
DUI	22	0
Drunkenness	1	0
Family-Non Violent	0	0
Liquor Law Violations	0	3
Peeping Tom	0	0
Trespass	0	1
All Other Offenses	6	1
Total Group B	30	5

TIBRS Group A Offenses	Offenses		Arrests	
	Reported	Cleared	Adult	Juvenile
Crimes Against Persons				
Murder	0	0	0	0
Negligent Manslaughter	0	0	0	0
Kidnapping/Abduction	0	0	0	0
Forcible Rape	0	0	0	0
Forcible Sodomy	0	0	0	0
Sexual Assault W/Object	0	0	0	0
Forcible Fondling	0	0	0	0
Incest	0	0	0	0
Statutory Rape	0	0	0	0
Aggravated Assault	3	1	1	0
Simple Assault	16	4	4	0
Intimidation	20	0	0	0
Stalking	0	0	0	0
Commercial Sex Acts	0	0	0	0
Involuntary Servitude	0	0	0	0
Crimes Against Property				
Arson	0	0	0	0
Bribery	0	0	0	0
Burglary	6	0	0	0
Counterfeiting/Forgery	1	0	0	0
Destruction/Damage/Vandalism	16	0	0	0
Embezzlement	0	0	0	0
Extortion/Blackmail	0	0	0	0
Fraud - False Pretenses	3	0	0	0
Fraud - Credit Card/ATM	1	0	0	0
Fraud - Impersonation	1	0	0	0
Fraud - Welfare	0	0	0	0
Fraud - Wire	0	0	0	0
Motor Vehicle Theft	1	0	0	0
Robbery	1	0	0	0
Stolen Property Offenses	0	0	0	0
Theft - Pocket-picking	0	0	0	0
Theft - Purse Snatching	0	0	0	0
Theft - Shoplifting	0	0	0	0
Theft From Building	7	1	1	0
Theft From Coin Machine	0	0	0	0
Theft From Motor Vehicle	5	1	1	0
Theft of Motor Vehicle Parts	1	0	0	0
Theft - All Other Larceny	5	0	0	0
Crimes Against Society				
Drug/Narcotic Violations	29	26	19	9
Drug/Narcotic Equipment Violations	19	15	1	0
Gambling - Betting/Wagering	0	0	0	0
Gambling - Operating/Promoting	0	0	0	0
Gambling - Equipment Violations	0	0	0	0
Gambling - Sports Tampering	0	0	0	0
Pornography/Obscene Material	0	0	0	0
Prostitution	0	0	0	0
Prostitution Assisting/Promoting	0	0	0	0
Purchasing Prostitution	0	0	0	0
Weapon Law Violations	0	0	0	0
Total Group A Offenses	135	48	27	9



Memphis Police Department - 2013

2012 Population Estimate	655,155
Offense Overview	
Offense Total	108,941
Number Cleared	28,885
Percent Cleared	26.51 %
Group A Crimes per 100,000 population	16,628.3
Arrest Overview	
Total Arrests	47,986
Adult Arrests	40,488
Juvenile Arrests	7,498
Unknown Age	0
Arrests per 100,000 population	7,324.4
Average number offenses/incident	1.12

Domestic Violence Victims		
Offense	Reported	Cleared
Murder	15	13
Aggravated Assault	1,967	685
Simple Assault	13,626	5,170
Intimidation	2,939	377
Stalking	296	26
Forcible Rape	81	41
Forcible Sodomy	36	20
Sexual Assault W/Object	4	2
Forcible Fondling	73	25
Incest	0	0
Statutory Rape	22	11
Kidnapping/Abduction	208	125
Total	19,267	6,495

TIBRS Group B Arrests		
Offense	Adult	Juvenile
Bad Checks	3	0
Curfew/Vagrancy	5	548
Disorderly Conduct	3,336	770
DUI	1,129	2
Drunkenness	379	18
Family-Non Violent	6	0
Liquor Law Violations	2,180	12
Peeping Tom	0	0
Trespass	2,582	547
All Other Offenses	10,658	623
Total Group B	20,278	2,520

TIBRS Group A Offenses	Offenses		Arrests	
	Reported	Cleared	Adult	Juvenile
Crimes Against Persons				
Murder	124	69	75	9
Negligent Manslaughter	2	2	3	1
Kidnapping/Abduction	354	185	64	8
Forcible Rape	346	130	47	28
Forcible Sodomy	74	42	6	3
Sexual Assault W/Object	21	11	3	2
Forcible Fondling	348	136	34	24
Incest	0	0	0	1
Statutory Rape	76	45	36	0
Aggravated Assault	7,259	2,236	1,319	200
Simple Assault	21,519	8,039	4,744	2,002
Intimidation	8,283	1,272	86	14
Stalking	417	44	29	1
Commercial Sex Acts	3	2	0	0
Involuntary Servitude	0	0	0	0
Crimes Against Property				
Arson	366	31	17	2
Bribery	2	2	0	0
Burglary	11,851	1,000	880	371
Counterfeiting/Forgery	1,128	190	247	20
Destruction/Damage/Vandalism	12,701	1,593	340	284
Embezzlement	388	124	68	1
Extortion/Blackmail	15	5	7	0
Fraud - False Pretenses	880	172	156	6
Fraud - Credit Card/ATM	1,674	27	8	2
Fraud - Impersonation	1,126	208	203	13
Fraud - Welfare	5	0	0	0
Fraud - Wire	38	3	2	0
Motor Vehicle Theft	2,723	248	212	60
Robbery	3,158	642	515	241
Stolen Property Offenses	101	79	168	30
Theft - Pocket-picking	144	6	13	5
Theft - Purse Snatching	111	19	9	2
Theft - Shoplifting	6,115	3,151	3,173	767
Theft From Building	4,213	433	156	60
Theft From Coin Machine	57	5	7	0
Theft From Motor Vehicle	5,564	276	185	35
Theft of Motor Vehicle Parts	3,649	73	44	5
Theft - All Other Larceny	5,682	528	405	93
Crimes Against Society				
Drug/Narcotic Violations	5,253	4,913	5,098	442
Drug/Narcotic Equipment Violations	1,233	1,160	562	15
Gambling - Betting/Wagering	35	35	83	31
Gambling - Operating/Promoting	9	8	1	0
Gambling - Equipment Violations	4	4	2	0
Gambling - Sports Tampering	0	0	0	0
Pornography/Obscene Material	69	26	9	24
Prostitution	414	411	444	0
Prostitution Assisting/Promoting	14	13	4	0
Purchasing Prostitution	5	5	1	0
Weapon Law Violations	1,388	1,282	745	176
Total Group A Offenses	108,941	28,885	20,210	4,978



Middleton Police Department - 2013

2012 Population Estimate	690
Offense Overview	
Offense Total	32
Number Cleared	9
Percent Cleared	28.13 %
Group A Crimes per 100,000 population	4,637.7
Arrest Overview	
Total Arrests	16
Adult Arrests	15
Juvenile Arrests	1
Unknown Age	0
Arrests per 100,000 population	2,318.8
Average number offenses/incident	1.19

Domestic Violence Victims		
Offense	Reported	Cleared
Murder	0	0
Aggravated Assault	0	0
Simple Assault	1	1
Intimidation	2	0
Stalking	1	0
Forcible Rape	0	0
Forcible Sodomy	0	0
Sexual Assault W/Object	0	0
Forcible Fondling	0	0
Incest	0	0
Statutory Rape	0	0
Kidnapping/Abduction	1	0
Total	5	1

TIBRS Group B Arrests		
Offense	Adult	Juvenile
Bad Checks	0	0
Curfew/Vagrancy	0	0
Disorderly Conduct	0	0
DUI	2	0
Drunkenness	0	0
Family-Non Violent	0	0
Liquor Law Violations	4	0
Peeping Tom	0	0
Trespass	1	0
All Other Offenses	1	0
Total Group B	8	0

TIBRS Group A Offenses	Offenses		Arrests	
	Reported	Cleared	Adult	Juvenile
Crimes Against Persons				
Murder	0	0	0	0
Negligent Manslaughter	0	0	0	0
Kidnapping/Abduction	1	0	0	0
Forcible Rape	0	0	0	0
Forcible Sodomy	0	0	0	0
Sexual Assault W/Object	0	0	0	0
Forcible Fondling	0	0	0	0
Incest	0	0	0	0
Statutory Rape	0	0	0	0
Aggravated Assault	3	0	0	0
Simple Assault	11	5	4	0
Intimidation	3	0	0	0
Stalking	1	0	0	0
Commercial Sex Acts	0	0	0	0
Involuntary Servitude	0	0	0	0
Crimes Against Property				
Arson	0	0	0	0
Bribery	0	0	0	0
Burglary	3	0	0	0
Counterfeiting/Forgery	1	1	0	1
Destruction/Damage/Vandalism	2	0	0	0
Embezzlement	0	0	0	0
Extortion/Blackmail	0	0	0	0
Fraud - False Pretenses	0	0	0	0
Fraud - Credit Card/ATM	0	0	0	0
Fraud - Impersonation	0	0	0	0
Fraud - Welfare	0	0	0	0
Fraud - Wire	0	0	0	0
Motor Vehicle Theft	0	0	0	0
Robbery	0	0	0	0
Stolen Property Offenses	0	0	0	0
Theft - Pocket-picking	0	0	0	0
Theft - Purse Snatching	0	0	0	0
Theft - Shoplifting	0	0	0	0
Theft From Building	1	0	0	0
Theft From Coin Machine	0	0	0	0
Theft From Motor Vehicle	2	0	0	0
Theft of Motor Vehicle Parts	1	0	0	0
Theft - All Other Larceny	0	0	0	0
Crimes Against Society				
Drug/Narcotic Violations	2	2	3	0
Drug/Narcotic Equipment Violations	1	1	0	0
Gambling - Betting/Wagering	0	0	0	0
Gambling - Operating/Promoting	0	0	0	0
Gambling - Equipment Violations	0	0	0	0
Gambling - Sports Tampering	0	0	0	0
Pornography/Obscene Material	0	0	0	0
Prostitution	0	0	0	0
Prostitution Assisting/Promoting	0	0	0	0
Purchasing Prostitution	0	0	0	0
Weapon Law Violations	0	0	0	0
Total Group A Offenses	32	9	7	1



Milan Police Department - 2013

2012 Population Estimate	7,807
Offense Overview	
Offense Total	790
Number Cleared	301
Percent Cleared	38.10 %
Group A Crimes per 100,000 population	10,119.1
Arrest Overview	
Total Arrests	708
Adult Arrests	661
Juvenile Arrests	47
Unknown Age	0
Arrests per 100,000 population	9,068.8
Average number offenses/incident	1.12

Domestic Violence Victims		
Offense	Reported	Cleared
Murder	0	0
Aggravated Assault	21	16
Simple Assault	65	38
Intimidation	11	2
Stalking	2	0
Forcible Rape	0	0
Forcible Sodomy	1	1
Sexual Assault W/Object	0	0
Forcible Fondling	0	0
Incest	0	0
Statutory Rape	0	0
Kidnapping/Abduction	1	1
Total	101	58

TIBRS Group B Arrests		
Offense	Adult	Juvenile
Bad Checks	26	0
Curfew/Vagrancy	0	0
Disorderly Conduct	12	3
DUI	47	0
Drunkenness	47	1
Family-Non Violent	0	0
Liquor Law Violations	12	3
Peeping Tom	0	0
Trespass	3	0
All Other Offenses	283	1
Total Group B	430	8

TIBRS Group A Offenses	Offenses		Arrests	
	Reported	Cleared	Adult	Juvenile
Crimes Against Persons				
Murder	0	0	0	0
Negligent Manslaughter	0	0	0	0
Kidnapping/Abduction	1	1	0	0
Forcible Rape	3	1	1	0
Forcible Sodomy	1	1	0	0
Sexual Assault W/Object	0	0	0	0
Forcible Fondling	0	0	0	0
Incest	0	0	0	0
Statutory Rape	0	0	0	0
Aggravated Assault	37	22	19	1
Simple Assault	127	70	55	7
Intimidation	33	8	8	0
Stalking	10	2	2	0
Commercial Sex Acts	0	0	0	0
Involuntary Servitude	0	0	0	0
Crimes Against Property				
Arson	1	0	0	0
Bribery	0	0	0	0
Burglary	66	11	10	3
Counterfeiting/Forgery	34	2	2	0
Destruction/Damage/Vandalism	100	20	7	5
Embezzlement	6	5	4	0
Extortion/Blackmail	0	0	0	0
Fraud - False Pretenses	37	4	3	0
Fraud - Credit Card/ATM	32	19	0	0
Fraud - Impersonation	4	1	1	0
Fraud - Welfare	0	0	0	0
Fraud - Wire	1	0	0	0
Motor Vehicle Theft	5	0	0	0
Robbery	3	1	1	0
Stolen Property Offenses	0	0	0	0
Theft - Pocket-picking	0	0	0	0
Theft - Purse Snatching	0	0	0	0
Theft - Shoplifting	61	40	38	14
Theft From Building	55	5	5	0
Theft From Coin Machine	2	0	0	0
Theft From Motor Vehicle	17	5	4	2
Theft of Motor Vehicle Parts	9	0	0	0
Theft - All Other Larceny	60	3	1	1
Crimes Against Society				
Drug/Narcotic Violations	52	50	60	0
Drug/Narcotic Equipment Violations	24	23	5	4
Gambling - Betting/Wagering	0	0	0	0
Gambling - Operating/Promoting	0	0	0	0
Gambling - Equipment Violations	0	0	0	0
Gambling - Sports Tampering	0	0	0	0
Pornography/Obscene Material	1	0	0	0
Prostitution	0	0	0	0
Prostitution Assisting/Promoting	0	0	0	0
Purchasing Prostitution	0	0	0	0
Weapon Law Violations	8	7	5	2
Total Group A Offenses	790	301	231	39



Millersville Police Department - 2013

2012 Population Estimate	6,562
Offense Overview	
Offense Total	325
Number Cleared	215
Percent Cleared	66.15 %
Group A Crimes per 100,000 population	4,952.8
Arrest Overview	
Total Arrests	163
Adult Arrests	146
Juvenile Arrests	17
Unknown Age	0
Arrests per 100,000 population	2,484.0
Average number offenses/incident	1.39

Domestic Violence Victims		
Offense	Reported	Cleared
Murder	0	0
Aggravated Assault	6	6
Simple Assault	45	33
Intimidation	7	2
Stalking	3	0
Forcible Rape	0	0
Forcible Sodomy	0	0
Sexual Assault W/Object	0	0
Forcible Fondling	0	0
Incest	0	0
Statutory Rape	2	2
Kidnapping/Abduction	0	0
Total	63	43

TIBRS Group B Arrests		
Offense	Adult	Juvenile
Bad Checks	0	0
Curfew/Vagrancy	0	1
Disorderly Conduct	2	1
DUI	18	0
Drunkenness	2	0
Family-Non Violent	1	0
Liquor Law Violations	4	0
Peeping Tom	0	0
Trespass	0	0
All Other Offenses	10	1
Total Group B	37	3

TIBRS Group A Offenses	Offenses		Arrests	
	Reported	Cleared	Adult	Juvenile
Crimes Against Persons				
Murder	0	0	0	0
Negligent Manslaughter	0	0	0	0
Kidnapping/Abduction	1	1	0	0
Forcible Rape	2	2	2	0
Forcible Sodomy	0	0	0	0
Sexual Assault W/Object	0	0	0	0
Forcible Fondling	0	0	0	0
Incest	0	0	0	0
Statutory Rape	2	2	0	0
Aggravated Assault	11	8	7	0
Simple Assault	72	50	24	4
Intimidation	17	3	2	0
Stalking	4	0	0	0
Commercial Sex Acts	0	0	0	0
Involuntary Servitude	0	0	0	0
Crimes Against Property				
Arson	0	0	0	0
Bribery	0	0	0	0
Burglary	19	4	4	2
Counterfeiting/Forgery	5	4	1	0
Destruction/Damage/Vandalism	14	4	0	0
Embezzlement	3	3	3	0
Extortion/Blackmail	0	0	0	0
Fraud - False Pretenses	3	3	3	0
Fraud - Credit Card/ATM	2	2	0	0
Fraud - Impersonation	8	4	3	0
Fraud - Welfare	0	0	0	0
Fraud - Wire	0	0	0	0
Motor Vehicle Theft	5	4	1	0
Robbery	0	0	0	0
Stolen Property Offenses	1	1	1	0
Theft - Pocket-picking	0	0	0	0
Theft - Purse Snatching	0	0	0	0
Theft - Shoplifting	3	2	2	0
Theft From Building	20	11	4	0
Theft From Coin Machine	0	0	0	0
Theft From Motor Vehicle	10	1	1	0
Theft of Motor Vehicle Parts	5	1	1	0
Theft - All Other Larceny	12	3	0	3
Crimes Against Society				
Drug/Narcotic Violations	56	56	38	2
Drug/Narcotic Equipment Violations	43	42	10	3
Gambling - Betting/Wagering	0	0	0	0
Gambling - Operating/Promoting	0	0	0	0
Gambling - Equipment Violations	0	0	0	0
Gambling - Sports Tampering	0	0	0	0
Pornography/Obscene Material	2	0	0	0
Prostitution	0	0	0	0
Prostitution Assisting/Promoting	0	0	0	0
Purchasing Prostitution	0	0	0	0
Weapon Law Violations	5	4	2	0
Total Group A Offenses	325	215	109	14



Millington Police Department - 2013

2012 Population Estimate	10,487
Offense Overview	
Offense Total	1,454
Number Cleared	496
Percent Cleared	34.11 %
Group A Crimes per 100,000 population	13,864.8
Arrest Overview	
Total Arrests	1,015
Adult Arrests	934
Juvenile Arrests	81
Unknown Age	0
Arrests per 100,000 population	9,678.6
Average number offenses/incident	1.12

Domestic Violence Victims		
Offense	Reported	Cleared
Murder	0	0
Aggravated Assault	19	12
Simple Assault	137	100
Intimidation	32	12
Stalking	4	1
Forcible Rape	1	0
Forcible Sodomy	1	1
Sexual Assault W/Object	0	0
Forcible Fondling	0	0
Incest	0	0
Statutory Rape	0	0
Kidnapping/Abduction	6	2
Total	200	128

TIBRS Group B Arrests		
Offense	Adult	Juvenile
Bad Checks	1	0
Curfew/Vagrancy	0	5
Disorderly Conduct	19	2
DUI	92	0
Drunkenness	101	1
Family-Non Violent	1	0
Liquor Law Violations	6	0
Peeping Tom	1	0
Trespass	15	0
All Other Offenses	304	2
Total Group B	540	10

TIBRS Group A Offenses	Offenses		Arrests	
	Reported	Cleared	Adult	Juvenile
Crimes Against Persons				
Murder	0	0	0	0
Negligent Manslaughter	0	0	0	0
Kidnapping/Abduction	8	3	4	0
Forcible Rape	8	3	3	1
Forcible Sodomy	1	1	0	1
Sexual Assault W/Object	0	0	0	0
Forcible Fondling	8	2	2	0
Incest	0	0	0	0
Statutory Rape	0	0	0	0
Aggravated Assault	67	31	22	0
Simple Assault	251	136	103	18
Intimidation	115	21	14	2
Stalking	7	3	2	0
Commercial Sex Acts	0	0	0	0
Involuntary Servitude	0	0	0	0
Crimes Against Property				
Arson	2	0	0	0
Bribery	0	0	0	0
Burglary	104	14	11	7
Counterfeiting/Forgery	36	12	12	0
Destruction/Damage/Vandalism	192	23	14	3
Embezzlement	4	3	3	0
Extortion/Blackmail	1	0	0	0
Fraud - False Pretenses	40	6	4	0
Fraud - Credit Card/ATM	12	1	1	0
Fraud - Impersonation	26	4	4	0
Fraud - Welfare	0	0	0	0
Fraud - Wire	1	0	0	0
Motor Vehicle Theft	25	2	1	0
Robbery	16	5	4	6
Stolen Property Offenses	3	2	1	0
Theft - Pocket-picking	0	0	0	0
Theft - Purse Snatching	0	0	0	0
Theft - Shoplifting	109	72	68	20
Theft From Building	99	13	8	1
Theft From Coin Machine	1	0	0	0
Theft From Motor Vehicle	71	6	8	1
Theft of Motor Vehicle Parts	20	0	1	0
Theft - All Other Larceny	80	8	10	0
Crimes Against Society				
Drug/Narcotic Violations	100	89	82	10
Drug/Narcotic Equipment Violations	26	25	7	0
Gambling - Betting/Wagering	0	0	0	0
Gambling - Operating/Promoting	0	0	0	0
Gambling - Equipment Violations	0	0	0	0
Gambling - Sports Tampering	0	0	0	0
Pornography/Obscene Material	3	0	0	0
Prostitution	0	0	0	0
Prostitution Assisting/Promoting	0	0	0	0
Purchasing Prostitution	0	0	0	0
Weapon Law Violations	18	11	5	1
Total Group A Offenses	1,454	496	394	71



Minor Hill Police Department - 2013

2012 Population Estimate	530
Offense Overview	
Offense Total	9
Number Cleared	7
Percent Cleared	77.78 %
Group A Crimes per 100,000 population	1,698.1
Arrest Overview	
Total Arrests	8
Adult Arrests	8
Juvenile Arrests	0
Unknown Age	0
Arrests per 100,000 population	1,509.4
Average number offenses/incident	1.00

Domestic Violence Victims		
Offense	Reported	Cleared
Murder	0	0
Aggravated Assault	1	1
Simple Assault	2	2
Intimidation	0	0
Stalking	1	1
Forcible Rape	0	0
Forcible Sodomy	0	0
Sexual Assault W/Object	0	0
Forcible Fondling	0	0
Incest	0	0
Statutory Rape	0	0
Kidnapping/Abduction	0	0
Total	4	4

TIBRS Group B Arrests		
Offense	Adult	Juvenile
Bad Checks	0	0
Curfew/Vagrancy	0	0
Disorderly Conduct	0	0
DUI	0	0
Drunkenness	1	0
Family-Non Violent	0	0
Liquor Law Violations	0	0
Peeping Tom	0	0
Trespass	0	0
All Other Offenses	0	0
Total Group B	1	0

	Offenses		Arrests	
	Reported	Cleared	Adult	Juvenile
TIBRS Group A Offenses				
Crimes Against Persons				
Murder	0	0	0	0
Negligent Manslaughter	0	0	0	0
Kidnapping/Abduction	0	0	0	0
Forcible Rape	0	0	0	0
Forcible Sodomy	0	0	0	0
Sexual Assault W/Object	0	0	0	0
Forcible Fondling	0	0	0	0
Incest	0	0	0	0
Statutory Rape	0	0	0	0
Aggravated Assault	1	1	1	0
Simple Assault	2	2	2	0
Intimidation	0	0	0	0
Stalking	1	1	1	0
Commercial Sex Acts	0	0	0	0
Involuntary Servitude	0	0	0	0
Crimes Against Property				
Arson	0	0	0	0
Bribery	0	0	0	0
Burglary	0	0	0	0
Counterfeiting/Forgery	1	1	1	0
Destruction/Damage/Vandalism	1	0	0	0
Embezzlement	0	0	0	0
Extortion/Blackmail	0	0	0	0
Fraud - False Pretenses	0	0	0	0
Fraud - Credit Card/ATM	0	0	0	0
Fraud - Impersonation	0	0	0	0
Fraud - Welfare	0	0	0	0
Fraud - Wire	0	0	0	0
Motor Vehicle Theft	0	0	0	0
Robbery	0	0	0	0
Stolen Property Offenses	0	0	0	0
Theft - Pocket-picking	0	0	0	0
Theft - Purse Snatching	0	0	0	0
Theft - Shoplifting	0	0	0	0
Theft From Building	1	1	1	0
Theft From Coin Machine	0	0	0	0
Theft From Motor Vehicle	0	0	0	0
Theft of Motor Vehicle Parts	0	0	0	0
Theft - All Other Larceny	0	0	0	0
Crimes Against Society				
Drug/Narcotic Violations	0	0	0	0
Drug/Narcotic Equipment Violations	0	0	0	0
Gambling - Betting/Wagering	0	0	0	0
Gambling - Operating/Promoting	0	0	0	0
Gambling - Equipment Violations	0	0	0	0
Gambling - Sports Tampering	0	0	0	0
Pornography/Obscene Material	0	0	0	0
Prostitution	0	0	0	0
Prostitution Assisting/Promoting	0	0	0	0
Purchasing Prostitution	0	0	0	0
Weapon Law Violations	2	1	1	0
Total Group A Offenses	9	7	7	0



Monteagle Police Department - 2013

2012 Population Estimate	1,175
Offense Overview	
Offense Total	24
Number Cleared	8
Percent Cleared	33.33 %
Group A Crimes per 100,000 population	2,042.6
Arrest Overview	
Total Arrests	26
Adult Arrests	26
Juvenile Arrests	0
Unknown Age	0
Arrests per 100,000 population	2,212.8
Average number offenses/incident	1.00

Domestic Violence Victims		
Offense	Reported	Cleared
Murder	0	0
Aggravated Assault	1	1
Simple Assault	1	0
Intimidation	0	0
Stalking	0	0
Forcible Rape	0	0
Forcible Sodomy	0	0
Sexual Assault W/Object	0	0
Forcible Fondling	0	0
Incest	0	0
Statutory Rape	0	0
Kidnapping/Abduction	0	0
Total	2	1

TIBRS Group B Arrests		
Offense	Adult	Juvenile
Bad Checks	0	0
Curfew/Vagrancy	0	0
Disorderly Conduct	0	0
DUI	7	0
Drunkenness	2	0
Family-Non Violent	1	0
Liquor Law Violations	0	0
Peeping Tom	0	0
Trespass	0	0
All Other Offenses	4	0
Total Group B	14	0

TIBRS Group A Offenses	Offenses		Arrests	
	Reported	Cleared	Adult	Juvenile
Crimes Against Persons				
Murder	0	0	0	0
Negligent Manslaughter	0	0	0	0
Kidnapping/Abduction	0	0	0	0
Forcible Rape	0	0	0	0
Forcible Sodomy	0	0	0	0
Sexual Assault W/Object	0	0	0	0
Forcible Fondling	0	0	0	0
Incest	0	0	0	0
Statutory Rape	0	0	0	0
Aggravated Assault	4	3	3	0
Simple Assault	3	1	1	0
Intimidation	0	0	0	0
Stalking	0	0	0	0
Commercial Sex Acts	0	0	0	0
Involuntary Servitude	0	0	0	0
Crimes Against Property				
Arson	0	0	0	0
Bribery	0	0	0	0
Burglary	3	1	2	0
Counterfeiting/Forgery	0	0	0	0
Destruction/Damage/Vandalism	2	0	0	0
Embezzlement	0	0	0	0
Extortion/Blackmail	0	0	0	0
Fraud - False Pretenses	0	0	0	0
Fraud - Credit Card/ATM	1	0	0	0
Fraud - Impersonation	0	0	0	0
Fraud - Welfare	0	0	0	0
Fraud - Wire	0	0	0	0
Motor Vehicle Theft	0	0	0	0
Robbery	0	0	0	0
Stolen Property Offenses	0	0	0	0
Theft - Pocket-picking	0	0	0	0
Theft - Purse Snatching	3	0	0	0
Theft - Shoplifting	1	0	0	0
Theft From Building	2	0	0	0
Theft From Coin Machine	0	0	0	0
Theft From Motor Vehicle	1	0	0	0
Theft of Motor Vehicle Parts	0	0	0	0
Theft - All Other Larceny	1	0	0	0
Crimes Against Society				
Drug/Narcotic Violations	0	0	1	0
Drug/Narcotic Equipment Violations	1	1	1	0
Gambling - Betting/Wagering	0	0	0	0
Gambling - Operating/Promoting	0	0	0	0
Gambling - Equipment Violations	0	0	0	0
Gambling - Sports Tampering	0	0	0	0
Pornography/Obscene Material	0	0	0	0
Prostitution	1	1	2	0
Prostitution Assisting/Promoting	0	0	0	0
Purchasing Prostitution	0	0	0	0
Weapon Law Violations	1	1	2	0
Total Group A Offenses	24	8	12	0



Monterey Police Department - 2013

2012 Population Estimate	2,835
Offense Overview	
Offense Total	121
Number Cleared	45
Percent Cleared	37.19 %
Group A Crimes per 100,000 population	4,268.1
Arrest Overview	
Total Arrests	67
Adult Arrests	64
Juvenile Arrests	3
Unknown Age	0
Arrests per 100,000 population	2,363.3
Average number offenses/incident	1.02

Domestic Violence Victims		
Offense	Reported	Cleared
Murder	0	0
Aggravated Assault	2	2
Simple Assault	13	11
Intimidation	4	0
Stalking	0	0
Forcible Rape	0	0
Forcible Sodomy	0	0
Sexual Assault W/Object	0	0
Forcible Fondling	0	0
Incest	0	0
Statutory Rape	0	0
Kidnapping/Abduction	0	0
Total	19	13

TIBRS Group B Arrests		
Offense	Adult	Juvenile
Bad Checks	0	0
Curfew/Vagrancy	0	0
Disorderly Conduct	2	0
DUI	5	0
Drunkenness	6	0
Family-Non Violent	1	0
Liquor Law Violations	0	0
Peeping Tom	0	0
Trespass	2	0
All Other Offenses	4	1
Total Group B	20	1

TIBRS Group A Offenses	Offenses		Arrests	
	Reported	Cleared	Adult	Juvenile
Crimes Against Persons				
Murder	0	0	0	0
Negligent Manslaughter	0	0	0	0
Kidnapping/Abduction	0	0	0	0
Forcible Rape	0	0	0	0
Forcible Sodomy	0	0	0	0
Sexual Assault W/Object	0	0	0	0
Forcible Fondling	0	0	0	0
Incest	0	0	0	0
Statutory Rape	0	0	0	0
Aggravated Assault	3	2	2	0
Simple Assault	23	15	14	0
Intimidation	7	0	0	0
Stalking	1	1	1	0
Commercial Sex Acts	0	0	0	0
Involuntary Servitude	0	0	0	0
Crimes Against Property				
Arson	1	0	0	0
Bribery	0	0	0	0
Burglary	8	4	5	0
Counterfeiting/Forgery	1	0	0	0
Destruction/Damage/Vandalism	18	4	3	1
Embezzlement	0	0	0	0
Extortion/Blackmail	0	0	0	0
Fraud - False Pretenses	2	0	0	0
Fraud - Credit Card/ATM	1	0	0	0
Fraud - Impersonation	1	0	0	0
Fraud - Welfare	1	0	0	0
Fraud - Wire	0	0	0	0
Motor Vehicle Theft	4	0	0	0
Robbery	1	0	0	0
Stolen Property Offenses	3	1	1	0
Theft - Pocket-picking	0	0	0	0
Theft - Purse Snatching	1	0	0	0
Theft - Shoplifting	2	0	0	0
Theft From Building	4	1	0	1
Theft From Coin Machine	1	1	1	0
Theft From Motor Vehicle	3	0	0	0
Theft of Motor Vehicle Parts	0	0	0	0
Theft - All Other Larceny	15	1	2	0
Crimes Against Society				
Drug/Narcotic Violations	14	11	12	0
Drug/Narcotic Equipment Violations	6	4	3	0
Gambling - Betting/Wagering	0	0	0	0
Gambling - Operating/Promoting	0	0	0	0
Gambling - Equipment Violations	0	0	0	0
Gambling - Sports Tampering	0	0	0	0
Pornography/Obscene Material	0	0	0	0
Prostitution	0	0	0	0
Prostitution Assisting/Promoting	0	0	0	0
Purchasing Prostitution	0	0	0	0
Weapon Law Violations	0	0	0	0
Total Group A Offenses	121	45	44	2



Morristown Police Department - 2013

2012 Population Estimate	29,269
Offense Overview	
Offense Total	3,344
Number Cleared	2,055
Percent Cleared	61.45 %
Group A Crimes per 100,000 population	11,425.1
Arrest Overview	
Total Arrests	2,138
Adult Arrests	2,003
Juvenile Arrests	135
Unknown Age	0
Arrests per 100,000 population	7,304.7
Average number offenses/incident	1.10

Domestic Violence Victims		
Offense	Reported	Cleared
Murder	2	2
Aggravated Assault	43	36
Simple Assault	320	256
Intimidation	11	11
Stalking	1	0
Forcible Rape	3	3
Forcible Sodomy	0	0
Sexual Assault W/Object	0	0
Forcible Fondling	6	5
Incest	0	0
Statutory Rape	1	0
Kidnapping/Abduction	2	2
Total	389	315

TIBRS Group B Arrests		
Offense	Adult	Juvenile
Bad Checks	0	0
Curfew/Vagrancy	0	1
Disorderly Conduct	69	26
DUI	268	1
Drunkenness	351	1
Family-Non Violent	7	0
Liquor Law Violations	5	3
Peeping Tom	0	0
Trespass	37	3
All Other Offenses	14	3
Total Group B	751	38

TIBRS Group A Offenses	Offenses		Arrests	
	Reported	Cleared	Adult	Juvenile
Crimes Against Persons				
Murder	2	2	2	0
Negligent Manslaughter	0	0	0	0
Kidnapping/Abduction	3	2	1	0
Forcible Rape	11	7	2	0
Forcible Sodomy	0	0	0	0
Sexual Assault W/Object	0	0	0	0
Forcible Fondling	17	14	4	0
Incest	0	0	0	0
Statutory Rape	3	1	1	0
Aggravated Assault	123	92	47	9
Simple Assault	516	400	139	13
Intimidation	25	20	1	0
Stalking	3	2	0	0
Commercial Sex Acts	1	1	1	0
Involuntary Servitude	0	0	0	0
Crimes Against Property				
Arson	5	3	2	0
Bribery	0	0	0	0
Burglary	126	28	19	2
Counterfeiting/Forgery	77	41	21	0
Destruction/Damage/Vandalism	231	94	17	2
Embezzlement	23	18	15	1
Extortion/Blackmail	1	1	0	0
Fraud - False Pretenses	167	108	46	0
Fraud - Credit Card/ATM	126	79	18	0
Fraud - Impersonation	13	6	3	0
Fraud - Welfare	0	0	0	0
Fraud - Wire	6	1	0	0
Motor Vehicle Theft	72	34	14	3
Robbery	25	13	15	0
Stolen Property Offenses	3	3	5	0
Theft - Pocket-picking	0	0	0	0
Theft - Purse Snatching	0	0	0	0
Theft - Shoplifting	479	430	483	46
Theft From Building	393	156	57	2
Theft From Coin Machine	11	1	1	2
Theft From Motor Vehicle	180	45	26	3
Theft of Motor Vehicle Parts	105	15	8	2
Theft - All Other Larceny	202	45	16	1
Crimes Against Society				
Drug/Narcotic Violations	286	285	261	10
Drug/Narcotic Equipment Violations	99	99	20	1
Gambling - Betting/Wagering	0	0	0	0
Gambling - Operating/Promoting	0	0	0	0
Gambling - Equipment Violations	0	0	0	0
Gambling - Sports Tampering	0	0	0	0
Pornography/Obscene Material	1	1	1	0
Prostitution	1	1	1	0
Prostitution Assisting/Promoting	0	0	0	0
Purchasing Prostitution	0	0	0	0
Weapon Law Violations	8	7	5	0
Total Group A Offenses	3,344	2,055	1,252	97



Moscow Police Department - 2013

2012 Population Estimate	549
Offense Overview	
Offense Total	51
Number Cleared	9
Percent Cleared	17.65 %
Group A Crimes per 100,000 population	9,289.6
Arrest Overview	
Total Arrests	22
Adult Arrests	22
Juvenile Arrests	0
Unknown Age	0
Arrests per 100,000 population	4,007.3
Average number offenses/incident	1.06

Domestic Violence Victims		
Offense	Reported	Cleared
Murder	0	0
Aggravated Assault	3	3
Simple Assault	2	0
Intimidation	3	0
Stalking	1	0
Forcible Rape	0	0
Forcible Sodomy	0	0
Sexual Assault W/Object	0	0
Forcible Fondling	0	0
Incest	0	0
Statutory Rape	0	0
Kidnapping/Abduction	0	0
Total	9	3

TIBRS Group B Arrests		
Offense	Adult	Juvenile
Bad Checks	0	0
Curfew/Vagrancy	0	0
Disorderly Conduct	0	0
DUI	6	0
Drunkenness	5	0
Family-Non Violent	0	0
Liquor Law Violations	0	0
Peeping Tom	0	0
Trespass	0	0
All Other Offenses	4	0
Total Group B	15	0

TIBRS Group A Offenses	Offenses		Arrests	
	Reported	Cleared	Adult	Juvenile
Crimes Against Persons				
Murder	0	0	0	0
Negligent Manslaughter	0	0	0	0
Kidnapping/Abduction	0	0	0	0
Forcible Rape	0	0	0	0
Forcible Sodomy	0	0	0	0
Sexual Assault W/Object	0	0	0	0
Forcible Fondling	0	0	0	0
Incest	0	0	0	0
Statutory Rape	0	0	0	0
Aggravated Assault	6	3	3	0
Simple Assault	5	0	0	0
Intimidation	7	0	0	0
Stalking	3	0	0	0
Commercial Sex Acts	0	0	0	0
Involuntary Servitude	0	0	0	0
Crimes Against Property				
Arson	1	0	0	0
Bribery	0	0	0	0
Burglary	3	0	0	0
Counterfeiting/Forgery	3	0	0	0
Destruction/Damage/Vandalism	7	1	0	0
Embezzlement	0	0	0	0
Extortion/Blackmail	0	0	0	0
Fraud - False Pretenses	1	0	0	0
Fraud - Credit Card/ATM	0	0	0	0
Fraud - Impersonation	0	0	0	0
Fraud - Welfare	0	0	0	0
Fraud - Wire	0	0	0	0
Motor Vehicle Theft	1	0	0	0
Robbery	0	0	0	0
Stolen Property Offenses	0	0	0	0
Theft - Pocket-picking	0	0	0	0
Theft - Purse Snatching	0	0	0	0
Theft - Shoplifting	2	1	1	0
Theft From Building	2	0	0	0
Theft From Coin Machine	0	0	0	0
Theft From Motor Vehicle	2	0	0	0
Theft of Motor Vehicle Parts	0	0	0	0
Theft - All Other Larceny	3	0	0	0
Crimes Against Society				
Drug/Narcotic Violations	4	3	3	0
Drug/Narcotic Equipment Violations	1	1	0	0
Gambling - Betting/Wagering	0	0	0	0
Gambling - Operating/Promoting	0	0	0	0
Gambling - Equipment Violations	0	0	0	0
Gambling - Sports Tampering	0	0	0	0
Pornography/Obscene Material	0	0	0	0
Prostitution	0	0	0	0
Prostitution Assisting/Promoting	0	0	0	0
Purchasing Prostitution	0	0	0	0
Weapon Law Violations	0	0	0	0
Total Group A Offenses	51	9	7	0



Mount Carmel Police Department - 2013

2012 Population Estimate	5,424
Offense Overview	
Offense Total	211
Number Cleared	134
Percent Cleared	63.51 %
Group A Crimes per 100,000 population	3,890.1
Arrest Overview	
Total Arrests	112
Adult Arrests	109
Juvenile Arrests	3
Unknown Age	0
Arrests per 100,000 population	2,064.9
Average number offenses/incident	1.11

Domestic Violence Victims		
Offense	Reported	Cleared
Murder	0	0
Aggravated Assault	3	2
Simple Assault	13	11
Intimidation	3	3
Stalking	0	0
Forcible Rape	0	0
Forcible Sodomy	0	0
Sexual Assault W/Object	0	0
Forcible Fondling	0	0
Incest	0	0
Statutory Rape	0	0
Kidnapping/Abduction	0	0
Total	19	16

TIBRS Group B Arrests		
Offense	Adult	Juvenile
Bad Checks	4	0
Curfew/Vagrancy	0	0
Disorderly Conduct	0	0
DUI	4	0
Drunkenness	4	0
Family-Non Violent	0	0
Liquor Law Violations	2	0
Peeping Tom	0	0
Trespass	0	0
All Other Offenses	18	0
Total Group B	32	0

TIBRS Group A Offenses	Offenses		Arrests	
	Reported	Cleared	Adult	Juvenile
Crimes Against Persons				
Murder	0	0	1	0
Negligent Manslaughter	0	0	0	0
Kidnapping/Abduction	0	0	0	0
Forcible Rape	0	0	0	0
Forcible Sodomy	0	0	0	0
Sexual Assault W/Object	0	0	0	0
Forcible Fondling	0	0	0	0
Incest	0	0	0	0
Statutory Rape	0	0	0	0
Aggravated Assault	7	5	1	0
Simple Assault	20	18	9	1
Intimidation	7	6	2	0
Stalking	0	0	1	0
Commercial Sex Acts	0	0	0	0
Involuntary Servitude	0	0	0	0
Crimes Against Property				
Arson	0	0	0	0
Bribery	0	0	0	0
Burglary	13	2	0	0
Counterfeiting/Forgery	15	6	6	0
Destruction/Damage/Vandalism	18	5	1	2
Embezzlement	27	27	5	0
Extortion/Blackmail	0	0	0	0
Fraud - False Pretenses	1	0	0	0
Fraud - Credit Card/ATM	11	9	7	0
Fraud - Impersonation	4	0	1	0
Fraud - Welfare	0	0	0	0
Fraud - Wire	0	0	0	0
Motor Vehicle Theft	4	2	1	0
Robbery	0	0	0	0
Stolen Property Offenses	1	1	0	0
Theft - Pocket-picking	0	0	0	0
Theft - Purse Snatching	0	0	0	0
Theft - Shoplifting	1	1	1	0
Theft From Building	21	7	2	0
Theft From Coin Machine	0	0	0	0
Theft From Motor Vehicle	9	1	0	0
Theft of Motor Vehicle Parts	1	0	0	0
Theft - All Other Larceny	20	13	22	0
Crimes Against Society				
Drug/Narcotic Violations	15	15	13	0
Drug/Narcotic Equipment Violations	14	14	4	0
Gambling - Betting/Wagering	0	0	0	0
Gambling - Operating/Promoting	0	0	0	0
Gambling - Equipment Violations	0	0	0	0
Gambling - Sports Tampering	0	0	0	0
Pornography/Obscene Material	0	0	0	0
Prostitution	0	0	0	0
Prostitution Assisting/Promoting	0	0	0	0
Purchasing Prostitution	0	0	0	0
Weapon Law Violations	2	2	0	0
Total Group A Offenses	211	134	77	3



Mount Juliet Police Department - 2013

2012 Population Estimate	26,870
Offense Overview	
Offense Total	1,230
Number Cleared	677
Percent Cleared	55.04 %
Group A Crimes per 100,000 population	4,577.6
Arrest Overview	
Total Arrests	684
Adult Arrests	554
Juvenile Arrests	130
Unknown Age	0
Arrests per 100,000 population	2,545.6
Average number offenses/incident	1.16

Domestic Violence Victims		
Offense	Reported	Cleared
Murder	0	0
Aggravated Assault	19	17
Simple Assault	119	101
Intimidation	10	5
Stalking	1	0
Forcible Rape	2	0
Forcible Sodomy	1	0
Sexual Assault W/Object	4	0
Forcible Fondling	0	0
Incest	0	0
Statutory Rape	4	0
Kidnapping/Abduction	0	0
Total	160	123

TIBRS Group B Arrests		
Offense	Adult	Juvenile
Bad Checks	0	0
Curfew/Vagrancy	0	13
Disorderly Conduct	5	2
DUI	61	1
Drunkenness	29	2
Family-Non Violent	1	0
Liquor Law Violations	2	3
Peeping Tom	0	0
Trespass	2	2
All Other Offenses	28	26
Total Group B	128	49

TIBRS Group A Offenses	Offenses		Arrests	
	Reported	Cleared	Adult	Juvenile
Crimes Against Persons				
Murder	0	0	0	0
Negligent Manslaughter	0	0	0	0
Kidnapping/Abduction	0	0	0	0
Forcible Rape	4	2	0	0
Forcible Sodomy	1	0	0	0
Sexual Assault W/Object	7	0	0	0
Forcible Fondling	0	0	0	0
Incest	0	0	0	0
Statutory Rape	6	2	2	0
Aggravated Assault	31	27	17	2
Simple Assault	157	130	58	11
Intimidation	35	24	4	2
Stalking	2	0	0	0
Commercial Sex Acts	0	0	0	0
Involuntary Servitude	0	0	0	0
Crimes Against Property				
Arson	0	0	0	0
Bribery	0	0	0	0
Burglary	62	14	9	3
Counterfeiting/Forgery	17	4	1	0
Destruction/Damage/Vandalism	89	26	7	5
Embezzlement	14	8	7	0
Extortion/Blackmail	0	0	0	0
Fraud - False Pretenses	40	19	9	0
Fraud - Credit Card/ATM	34	5	3	0
Fraud - Impersonation	10	9	7	1
Fraud - Welfare	0	0	0	0
Fraud - Wire	1	0	0	0
Motor Vehicle Theft	19	10	3	1
Robbery	5	3	3	1
Stolen Property Offenses	7	7	5	0
Theft - Pocket-picking	0	0	0	0
Theft - Purse Snatching	0	0	0	0
Theft - Shoplifting	157	108	108	26
Theft From Building	81	21	7	5
Theft From Coin Machine	0	0	0	0
Theft From Motor Vehicle	63	9	1	0
Theft of Motor Vehicle Parts	19	0	0	0
Theft - All Other Larceny	64	9	2	0
Crimes Against Society				
Drug/Narcotic Violations	207	156	142	22
Drug/Narcotic Equipment Violations	84	72	22	1
Gambling - Betting/Wagering	0	0	0	0
Gambling - Operating/Promoting	0	0	0	0
Gambling - Equipment Violations	0	0	0	0
Gambling - Sports Tampering	0	0	0	0
Pornography/Obscene Material	2	1	0	1
Prostitution	0	0	0	0
Prostitution Assisting/Promoting	0	0	0	0
Purchasing Prostitution	0	0	0	0
Weapon Law Violations	12	11	9	0
Total Group A Offenses	1,230	677	426	81



Mount Pleasant Police Department - 2013

2012 Population Estimate	4,579
Offense Overview	
Offense Total	456
Number Cleared	180
Percent Cleared	39.47 %
Group A Crimes per 100,000 population	9,958.5
Arrest Overview	
Total Arrests	316
Adult Arrests	274
Juvenile Arrests	42
Unknown Age	0
Arrests per 100,000 population	6,901.1
Average number offenses/incident	1.21

Domestic Violence Victims		
Offense	Reported	Cleared
Murder	0	0
Aggravated Assault	27	24
Simple Assault	71	53
Intimidation	2	0
Stalking	1	1
Forcible Rape	0	0
Forcible Sodomy	0	0
Sexual Assault W/Object	0	0
Forcible Fondling	0	0
Incest	0	0
Statutory Rape	0	0
Kidnapping/Abduction	1	1
Total	102	79

TIBRS Group B Arrests		
Offense	Adult	Juvenile
Bad Checks	0	0
Curfew/Vagrancy	0	0
Disorderly Conduct	5	2
DUI	44	0
Drunkenness	48	1
Family-Non Violent	0	2
Liquor Law Violations	20	15
Peeping Tom	0	0
Trespass	10	3
All Other Offenses	13	3
Total Group B	140	26

TIBRS Group A Offenses	Offenses		Arrests	
	Reported	Cleared	Adult	Juvenile
Crimes Against Persons				
Murder	0	0	0	0
Negligent Manslaughter	0	0	0	0
Kidnapping/Abduction	1	1	0	0
Forcible Rape	0	0	0	0
Forcible Sodomy	0	0	0	0
Sexual Assault W/Object	0	0	0	0
Forcible Fondling	0	0	0	0
Incest	0	0	0	0
Statutory Rape	0	0	0	0
Aggravated Assault	57	42	31	1
Simple Assault	109	59	48	7
Intimidation	15	0	0	0
Stalking	3	1	1	0
Commercial Sex Acts	0	0	0	0
Involuntary Servitude	0	0	0	0
Crimes Against Property				
Arson	0	0	0	0
Bribery	0	0	0	0
Burglary	39	7	8	2
Counterfeiting/Forgery	3	0	0	0
Destruction/Damage/Vandalism	77	9	3	3
Embezzlement	0	0	0	0
Extortion/Blackmail	0	0	0	0
Fraud - False Pretenses	3	0	0	0
Fraud - Credit Card/ATM	2	0	0	0
Fraud - Impersonation	2	0	0	0
Fraud - Welfare	0	0	0	0
Fraud - Wire	0	0	0	0
Motor Vehicle Theft	3	0	0	0
Robbery	3	1	2	0
Stolen Property Offenses	0	0	0	0
Theft - Pocket-picking	0	0	0	0
Theft - Purse Snatching	0	0	0	0
Theft - Shoplifting	1	1	0	1
Theft From Building	43	5	4	0
Theft From Coin Machine	1	0	0	0
Theft From Motor Vehicle	20	0	0	0
Theft of Motor Vehicle Parts	3	1	1	0
Theft - All Other Larceny	15	2	2	0
Crimes Against Society				
Drug/Narcotic Violations	36	32	30	1
Drug/Narcotic Equipment Violations	16	15	2	1
Gambling - Betting/Wagering	0	0	0	0
Gambling - Operating/Promoting	0	0	0	0
Gambling - Equipment Violations	0	0	0	0
Gambling - Sports Tampering	0	0	0	0
Pornography/Obscene Material	0	0	0	0
Prostitution	0	0	0	0
Prostitution Assisting/Promoting	0	0	0	0
Purchasing Prostitution	0	0	0	0
Weapon Law Violations	4	4	2	0
Total Group A Offenses	456	180	134	16



Mountain City Police Department - 2013

2012 Population Estimate	2,512
Offense Overview	
Offense Total	119
Number Cleared	10
Percent Cleared	8.40 %
Group A Crimes per 100,000 population	4,737.3
Arrest Overview	
Total Arrests	50
Adult Arrests	50
Juvenile Arrests	0
Unknown Age	0
Arrests per 100,000 population	1,990.4
Average number offenses/incident	1.02

Domestic Violence Victims		
Offense	Reported	Cleared
Murder	0	0
Aggravated Assault	1	1
Simple Assault	6	1
Intimidation	0	0
Stalking	3	0
Forcible Rape	0	0
Forcible Sodomy	0	0
Sexual Assault W/Object	0	0
Forcible Fondling	0	0
Incest	0	0
Statutory Rape	0	0
Kidnapping/Abduction	0	0
Total	10	2

TIBRS Group B Arrests		
Offense	Adult	Juvenile
Bad Checks	1	0
Curfew/Vagrancy	0	0
Disorderly Conduct	1	0
DUI	12	0
Drunkenness	3	0
Family-Non Violent	0	0
Liquor Law Violations	0	0
Peeping Tom	0	0
Trespass	2	0
All Other Offenses	20	0
Total Group B	39	0

TIBRS Group A Offenses	Offenses		Arrests	
	Reported	Cleared	Adult	Juvenile
Crimes Against Persons				
Murder	0	0	0	0
Negligent Manslaughter	0	0	0	0
Kidnapping/Abduction	0	0	0	0
Forcible Rape	1	0	0	0
Forcible Sodomy	0	0	0	0
Sexual Assault W/Object	0	0	0	0
Forcible Fondling	0	0	0	0
Incest	0	0	0	0
Statutory Rape	0	0	0	0
Aggravated Assault	3	2	2	0
Simple Assault	15	1	1	0
Intimidation	2	0	0	0
Stalking	5	1	1	0
Commercial Sex Acts	0	0	0	0
Involuntary Servitude	0	0	0	0
Crimes Against Property				
Arson	0	0	0	0
Bribery	0	0	0	0
Burglary	9	1	1	0
Counterfeiting/Forgery	1	1	2	0
Destruction/Damage/Vandalism	21	1	1	0
Embezzlement	0	0	0	0
Extortion/Blackmail	0	0	0	0
Fraud - False Pretenses	2	1	1	0
Fraud - Credit Card/ATM	6	0	0	0
Fraud - Impersonation	0	0	0	0
Fraud - Welfare	0	0	0	0
Fraud - Wire	0	0	0	0
Motor Vehicle Theft	4	0	0	0
Robbery	0	0	0	0
Stolen Property Offenses	0	0	0	0
Theft - Pocket-picking	0	0	0	0
Theft - Purse Snatching	1	0	0	0
Theft - Shoplifting	16	1	1	0
Theft From Building	5	0	0	0
Theft From Coin Machine	0	0	0	0
Theft From Motor Vehicle	5	0	0	0
Theft of Motor Vehicle Parts	0	0	0	0
Theft - All Other Larceny	23	1	1	0
Crimes Against Society				
Drug/Narcotic Violations	0	0	0	0
Drug/Narcotic Equipment Violations	0	0	0	0
Gambling - Betting/Wagering	0	0	0	0
Gambling - Operating/Promoting	0	0	0	0
Gambling - Equipment Violations	0	0	0	0
Gambling - Sports Tampering	0	0	0	0
Pornography/Obscene Material	0	0	0	0
Prostitution	0	0	0	0
Prostitution Assisting/Promoting	0	0	0	0
Purchasing Prostitution	0	0	0	0
Weapon Law Violations	0	0	0	0
Total Group A Offenses	119	10	11	0



Munford Police Department - 2013

2012 Population Estimate	6,015
Offense Overview	
Offense Total	456
Number Cleared	120
Percent Cleared	26.32 %
Group A Crimes per 100,000 population	7,581.0
Arrest Overview	
Total Arrests	211
Adult Arrests	174
Juvenile Arrests	37
Unknown Age	0
Arrests per 100,000 population	3,507.9
Average number offenses/incident	1.15

Domestic Violence Victims		
Offense	Reported	Cleared
Murder	0	0
Aggravated Assault	4	3
Simple Assault	58	37
Intimidation	29	8
Stalking	0	0
Forcible Rape	1	0
Forcible Sodomy	0	0
Sexual Assault W/Object	0	0
Forcible Fondling	1	0
Incest	0	0
Statutory Rape	0	0
Kidnapping/Abduction	0	0
Total	93	48

TIBRS Group B Arrests		
Offense	Adult	Juvenile
Bad Checks	1	0
Curfew/Vagrancy	0	8
Disorderly Conduct	4	4
DUI	11	1
Drunkenness	6	1
Family-Non Violent	0	0
Liquor Law Violations	0	0
Peeping Tom	0	0
Trespass	3	0
All Other Offenses	64	8
Total Group B	89	22

TIBRS Group A Offenses	Offenses		Arrests	
	Reported	Cleared	Adult	Juvenile
Crimes Against Persons				
Murder	0	0	0	0
Negligent Manslaughter	0	0	0	0
Kidnapping/Abduction	0	0	0	0
Forcible Rape	5	1	0	1
Forcible Sodomy	0	0	0	0
Sexual Assault W/Object	0	0	0	0
Forcible Fondling	4	2	1	0
Incest	0	0	0	0
Statutory Rape	1	0	0	0
Aggravated Assault	8	5	3	0
Simple Assault	92	41	34	3
Intimidation	50	9	5	1
Stalking	2	0	0	0
Commercial Sex Acts	0	0	0	0
Involuntary Servitude	0	0	0	0
Crimes Against Property				
Arson	1	1	1	0
Bribery	0	0	0	0
Burglary	35	5	2	0
Counterfeiting/Forgery	14	0	0	0
Destruction/Damage/Vandalism	54	5	1	3
Embezzlement	2	0	0	0
Extortion/Blackmail	1	0	0	0
Fraud - False Pretenses	2	0	0	0
Fraud - Credit Card/ATM	5	0	0	0
Fraud - Impersonation	2	0	0	0
Fraud - Welfare	0	0	0	0
Fraud - Wire	0	0	0	0
Motor Vehicle Theft	1	0	0	0
Robbery	1	0	0	0
Stolen Property Offenses	2	1	1	0
Theft - Pocket-picking	0	0	0	0
Theft - Purse Snatching	0	0	0	0
Theft - Shoplifting	10	5	2	5
Theft From Building	41	2	1	1
Theft From Coin Machine	0	0	0	0
Theft From Motor Vehicle	15	0	0	0
Theft of Motor Vehicle Parts	4	0	0	0
Theft - All Other Larceny	46	1	1	0
Crimes Against Society				
Drug/Narcotic Violations	32	24	21	0
Drug/Narcotic Equipment Violations	15	12	9	1
Gambling - Betting/Wagering	0	0	0	0
Gambling - Operating/Promoting	0	0	0	0
Gambling - Equipment Violations	0	0	0	0
Gambling - Sports Tampering	0	0	0	0
Pornography/Obscene Material	0	0	0	0
Prostitution	0	0	0	0
Prostitution Assisting/Promoting	0	0	0	0
Purchasing Prostitution	0	0	0	0
Weapon Law Violations	11	6	3	0
Total Group A Offenses	456	120	85	15



Murfreesboro Police Department - 2013

2012 Population Estimate	114,038
Offense Overview	
Offense Total	11,912
Number Cleared	4,080
Percent Cleared	34.25 %
Group A Crimes per 100,000 population	10,445.6
Arrest Overview	
Total Arrests	5,582
Adult Arrests	5,316
Juvenile Arrests	266
Unknown Age	0
Arrests per 100,000 population	4,894.9
Average number offenses/incident	1.22

Domestic Violence Victims		
Offense	Reported	Cleared
Murder	2	2
Aggravated Assault	247	142
Simple Assault	1,102	401
Intimidation	1,029	61
Stalking	31	0
Forcible Rape	4	1
Forcible Sodomy	1	1
Sexual Assault W/Object	2	0
Forcible Fondling	2	0
Incest	0	0
Statutory Rape	1	1
Kidnapping/Abduction	35	25
Total	2,456	634

TIBRS Group B Arrests		
Offense	Adult	Juvenile
Bad Checks	0	0
Curfew/Vagrancy	0	2
Disorderly Conduct	62	5
DUI	684	2
Drunkenness	471	0
Family-Non Violent	1	0
Liquor Law Violations	553	10
Peeping Tom	0	0
Trespass	14	0
All Other Offenses	314	19
Total Group B	2,099	38

TIBRS Group A Offenses	Offenses		Arrests	
	Reported	Cleared	Adult	Juvenile
Crimes Against Persons				
Murder	4	2	2	0
Negligent Manslaughter	1	1	1	0
Kidnapping/Abduction	40	27	27	0
Forcible Rape	39	7	2	1
Forcible Sodomy	11	2	1	1
Sexual Assault W/Object	5	0	1	0
Forcible Fondling	18	3	2	0
Incest	0	0	1	0
Statutory Rape	6	2	2	0
Aggravated Assault	517	236	181	8
Simple Assault	1,586	518	364	35
Intimidation	1,278	89	32	2
Stalking	53	1	0	0
Commercial Sex Acts	0	0	0	0
Involuntary Servitude	0	0	0	0
Crimes Against Property				
Arson	9	1	0	0
Bribery	1	1	1	0
Burglary	756	54	27	5
Counterfeiting/Forgery	138	16	10	3
Destruction/Damage/Vandalism	1,008	111	28	2
Embezzlement	38	13	12	0
Extortion/Blackmail	3	0	0	0
Fraud - False Pretenses	480	45	36	0
Fraud - Credit Card/ATM	184	7	2	0
Fraud - Impersonation	182	134	110	6
Fraud - Welfare	0	0	0	0
Fraud - Wire	8	0	0	0
Motor Vehicle Theft	180	18	9	3
Robbery	130	15	10	1
Stolen Property Offenses	15	14	11	1
Theft - Pocket-picking	4	0	0	0
Theft - Purse Snatching	2	0	0	0
Theft - Shoplifting	1,024	657	695	111
Theft From Building	592	35	17	0
Theft From Coin Machine	7	0	0	0
Theft From Motor Vehicle	744	28	10	15
Theft of Motor Vehicle Parts	218	6	5	0
Theft - All Other Larceny	598	33	33	0
Crimes Against Society				
Drug/Narcotic Violations	1,123	1,108	1,188	27
Drug/Narcotic Equipment Violations	818	809	353	7
Gambling - Betting/Wagering	0	0	0	0
Gambling - Operating/Promoting	0	0	0	0
Gambling - Equipment Violations	0	0	0	0
Gambling - Sports Tampering	0	0	0	0
Pornography/Obscene Material	7	5	2	0
Prostitution	2	1	2	0
Prostitution Assisting/Promoting	0	0	0	0
Purchasing Prostitution	0	0	0	0
Weapon Law Violations	83	81	40	0
Total Group A Offenses	11,912	4,080	3,217	228



Nashville Metro Police Department - 2013

2012 Population Estimate	648,295
Offense Overview	
Offense Total	81,696
Number Cleared	38,455
Percent Cleared	47.07 %
Group A Crimes per 100,000 population	12,601.7
Arrest Overview	
Total Arrests	49,999
Adult Arrests	45,786
Juvenile Arrests	4,213
Unknown Age	0
Arrests per 100,000 population	7,712.4
Average number offenses/incident	1.23

Domestic Violence Victims		
Offense	Reported	Cleared
Murder	9	6
Aggravated Assault	1,866	1,581
Simple Assault	7,969	6,747
Intimidation	1,785	1,435
Stalking	98	73
Forcible Rape	76	29
Forcible Sodomy	31	12
Sexual Assault W/Object	20	7
Forcible Fondling	81	29
Incest	1	0
Statutory Rape	17	6
Kidnapping/Abduction	73	72
Total	12,026	9,997

TIBRS Group B Arrests		
Offense	Adult	Juvenile
Bad Checks	15	0
Curfew/Vagrancy	1	639
Disorderly Conduct	513	523
DUI	2,403	5
Drunkenness	3,344	4
Family-Non Violent	0	0
Liquor Law Violations	183	31
Peeping Tom	0	0
Trespass	2,390	147
All Other Offenses	12,289	415
Total Group B	21,138	1,764

TIBRS Group A Offenses	Offenses		Arrests	
	Reported	Cleared	Adult	Juvenile
Crimes Against Persons				
Murder	39	20	116	2
Negligent Manslaughter	2	0	0	0
Kidnapping/Abduction	158	114	165	0
Forcible Rape	317	70	20	3
Forcible Sodomy	111	26	0	0
Sexual Assault W/Object	61	21	2	0
Forcible Fondling	378	115	34	3
Incest	1	0	0	0
Statutory Rape	46	10	2	0
Aggravated Assault	4,810	2,808	4,551	530
Simple Assault	13,426	9,215	435	86
Intimidation	4,740	2,240	1,092	259
Stalking	175	97	40	0
Commercial Sex Acts	0	0	0	0
Involuntary Servitude	0	0	0	0
Crimes Against Property				
Arson	91	26	22	3
Bribery	3	3	0	0
Burglary	5,704	672	455	73
Counterfeiting/Forgery	649	181	225	2
Destruction/Damage/Vandalism	7,721	1,936	462	136
Embezzlement	429	172	0	0
Extortion/Blackmail	17	6	1	0
Fraud - False Pretenses	1,396	165	176	3
Fraud - Credit Card/ATM	665	8	10	0
Fraud - Impersonation	564	221	305	4
Fraud - Welfare	3	0	0	0
Fraud - Wire	66	1	0	0
Motor Vehicle Theft	1,245	191	79	21
Robbery	1,622	338	326	57
Stolen Property Offenses	17	14	3	0
Theft - Pocket-picking	133	13	0	0
Theft - Purse Snatching	57	6	0	0
Theft - Shoplifting	4,084	2,419	2,407	327
Theft From Building	4,103	732	0	0
Theft From Coin Machine	21	2	0	0
Theft From Motor Vehicle	4,488	239	154	21
Theft of Motor Vehicle Parts	2,261	55	0	0
Theft - All Other Larceny	2,864	403	990	119
Crimes Against Society				
Drug/Narcotic Violations	9,834	8,461	9,514	499
Drug/Narcotic Equipment Violations	5,567	5,075	1,979	190
Gambling - Betting/Wagering	12	11	34	10
Gambling - Operating/Promoting	14	13	11	0
Gambling - Equipment Violations	101	85	52	11
Gambling - Sports Tampering	10	10	0	0
Pornography/Obscene Material	102	31	5	0
Prostitution	685	658	637	1
Prostitution Assisting/Promoting	9	8	9	0
Purchasing Prostitution	0	0	0	0
Weapon Law Violations	2,895	1,564	335	89
Total Group A Offenses	81,696	38,455	24,648	2,449



New Hope Police Department - 2013

2012 Population Estimate	1,077
Offense Overview	
Offense Total	0
Number Cleared	0
Percent Cleared	0.00 %
Group A Crimes per 100,000 population	0.0
Arrest Overview	
Total Arrests	0
Adult Arrests	0
Juvenile Arrests	0
Unknown Age	0
Arrests per 100,000 population	0.0
Average number offenses/incident	0.00

Domestic Violence Victims		
Offense	Reported	Cleared
Murder	0	0
Aggravated Assault	0	0
Simple Assault	0	0
Intimidation	0	0
Stalking	0	0
Forcible Rape	0	0
Forcible Sodomy	0	0
Sexual Assault W/Object	0	0
Forcible Fondling	0	0
Incest	0	0
Statutory Rape	0	0
Kidnapping/Abduction	0	0
Total	0	0

TIBRS Group B Arrests		
Offense	Adult	Juvenile
Bad Checks	0	0
Curfew/Vagrancy	0	0
Disorderly Conduct	0	0
DUI	0	0
Drunkenness	0	0
Family-Non Violent	0	0
Liquor Law Violations	0	0
Peeping Tom	0	0
Trespass	0	0
All Other Offenses	0	0
Total Group B	0	0

TIBRS Group A Offenses	Offenses		Arrests	
	Reported	Cleared	Adult	Juvenile
Crimes Against Persons				
Murder	0	0	0	0
Negligent Manslaughter	0	0	0	0
Kidnapping/Abduction	0	0	0	0
Forcible Rape	0	0	0	0
Forcible Sodomy	0	0	0	0
Sexual Assault W/Object	0	0	0	0
Forcible Fondling	0	0	0	0
Incest	0	0	0	0
Statutory Rape	0	0	0	0
Aggravated Assault	0	0	0	0
Simple Assault	0	0	0	0
Intimidation	0	0	0	0
Stalking	0	0	0	0
Commercial Sex Acts	0	0	0	0
Involuntary Servitude	0	0	0	0
Crimes Against Property				
Arson	0	0	0	0
Bribery	0	0	0	0
Burglary	0	0	0	0
Counterfeiting/Forgery	0	0	0	0
Destruction/Damage/Vandalism	0	0	0	0
Embezzlement	0	0	0	0
Extortion/Blackmail	0	0	0	0
Fraud - False Pretenses	0	0	0	0
Fraud - Credit Card/ATM	0	0	0	0
Fraud - Impersonation	0	0	0	0
Fraud - Welfare	0	0	0	0
Fraud - Wire	0	0	0	0
Motor Vehicle Theft	0	0	0	0
Robbery	0	0	0	0
Stolen Property Offenses	0	0	0	0
Theft - Pocket-picking	0	0	0	0
Theft - Purse Snatching	0	0	0	0
Theft - Shoplifting	0	0	0	0
Theft From Building	0	0	0	0
Theft From Coin Machine	0	0	0	0
Theft From Motor Vehicle	0	0	0	0
Theft of Motor Vehicle Parts	0	0	0	0
Theft - All Other Larceny	0	0	0	0
Crimes Against Society				
Drug/Narcotic Violations	0	0	0	0
Drug/Narcotic Equipment Violations	0	0	0	0
Gambling - Betting/Wagering	0	0	0	0
Gambling - Operating/Promoting	0	0	0	0
Gambling - Equipment Violations	0	0	0	0
Gambling - Sports Tampering	0	0	0	0
Pornography/Obscene Material	0	0	0	0
Prostitution	0	0	0	0
Prostitution Assisting/Promoting	0	0	0	0
Purchasing Prostitution	0	0	0	0
Weapon Law Violations	0	0	0	0
Total Group A Offenses	0	0	0	0



New Johnsonville Police Department - 2013

2012 Population Estimate	1,914
Offense Overview	
Offense Total	68
Number Cleared	20
Percent Cleared	29.41 %
Group A Crimes per 100,000 population	3,552.8
Arrest Overview	
Total Arrests	29
Adult Arrests	29
Juvenile Arrests	0
Unknown Age	0
Arrests per 100,000 population	1,515.2
Average number offenses/incident	1.01

Domestic Violence Victims		
Offense	Reported	Cleared
Murder	0	0
Aggravated Assault	2	1
Simple Assault	4	4
Intimidation	0	0
Stalking	0	0
Forcible Rape	0	0
Forcible Sodomy	0	0
Sexual Assault W/Object	0	0
Forcible Fondling	0	0
Incest	0	0
Statutory Rape	0	0
Kidnapping/Abduction	0	0
Total	6	5

TIBRS Group B Arrests		
Offense	Adult	Juvenile
Bad Checks	0	0
Curfew/Vagrancy	0	0
Disorderly Conduct	2	0
DUI	6	0
Drunkenness	1	0
Family-Non Violent	0	0
Liquor Law Violations	0	0
Peeping Tom	0	0
Trespass	1	0
All Other Offenses	0	0
Total Group B	10	0

TIBRS Group A Offenses	Offenses		Arrests	
	Reported	Cleared	Adult	Juvenile
Crimes Against Persons				
Murder	0	0	0	0
Negligent Manslaughter	0	0	0	0
Kidnapping/Abduction	0	0	0	0
Forcible Rape	0	0	0	0
Forcible Sodomy	0	0	0	0
Sexual Assault W/Object	0	0	0	0
Forcible Fondling	0	0	0	0
Incest	0	0	0	0
Statutory Rape	0	0	0	0
Aggravated Assault	5	3	3	0
Simple Assault	7	4	4	0
Intimidation	5	1	1	0
Stalking	1	1	1	0
Commercial Sex Acts	0	0	0	0
Involuntary Servitude	0	0	0	0
Crimes Against Property				
Arson	0	0	0	0
Bribery	0	0	0	0
Burglary	4	1	1	0
Counterfeiting/Forgery	1	0	0	0
Destruction/Damage/Vandalism	15	1	1	0
Embezzlement	0	0	0	0
Extortion/Blackmail	0	0	0	0
Fraud - False Pretenses	2	0	0	0
Fraud - Credit Card/ATM	0	0	0	0
Fraud - Impersonation	0	0	0	0
Fraud - Welfare	0	0	0	0
Fraud - Wire	0	0	0	0
Motor Vehicle Theft	1	1	1	0
Robbery	0	0	0	0
Stolen Property Offenses	0	0	0	0
Theft - Pocket-picking	0	0	0	0
Theft - Purse Snatching	0	0	0	0
Theft - Shoplifting	1	1	1	0
Theft From Building	11	2	2	0
Theft From Coin Machine	0	0	0	0
Theft From Motor Vehicle	3	0	0	0
Theft of Motor Vehicle Parts	1	0	0	0
Theft - All Other Larceny	5	0	0	0
Crimes Against Society				
Drug/Narcotic Violations	5	5	4	0
Drug/Narcotic Equipment Violations	1	0	0	0
Gambling - Betting/Wagering	0	0	0	0
Gambling - Operating/Promoting	0	0	0	0
Gambling - Equipment Violations	0	0	0	0
Gambling - Sports Tampering	0	0	0	0
Pornography/Obscene Material	0	0	0	0
Prostitution	0	0	0	0
Prostitution Assisting/Promoting	0	0	0	0
Purchasing Prostitution	0	0	0	0
Weapon Law Violations	0	0	0	0
Total Group A Offenses	68	20	19	0



New Market Police Department - 2013

2012 Population Estimate	1,355
Offense Overview	
Offense Total	46
Number Cleared	31
Percent Cleared	67.39 %
Group A Crimes per 100,000 population	3,394.8
Arrest Overview	
Total Arrests	48
Adult Arrests	48
Juvenile Arrests	0
Unknown Age	0
Arrests per 100,000 population	3,542.4
Average number offenses/incident	1.18

Domestic Violence Victims		
Offense	Reported	Cleared
Murder	0	0
Aggravated Assault	0	0
Simple Assault	8	8
Intimidation	1	0
Stalking	0	0
Forcible Rape	0	0
Forcible Sodomy	0	0
Sexual Assault W/Object	0	0
Forcible Fondling	0	0
Incest	0	0
Statutory Rape	0	0
Kidnapping/Abduction	0	0
Total	9	8

TIBRS Group B Arrests		
Offense	Adult	Juvenile
Bad Checks	1	0
Curfew/Vagrancy	0	0
Disorderly Conduct	1	0
DUI	9	0
Drunkenness	3	0
Family-Non Violent	0	0
Liquor Law Violations	0	0
Peeping Tom	0	0
Trespass	0	0
All Other Offenses	6	0
Total Group B	20	0

TIBRS Group A Offenses	Offenses		Arrests	
	Reported	Cleared	Adult	Juvenile
Crimes Against Persons				
Murder	0	0	0	0
Negligent Manslaughter	0	0	0	0
Kidnapping/Abduction	0	0	0	0
Forcible Rape	0	0	0	0
Forcible Sodomy	0	0	0	0
Sexual Assault W/Object	0	0	0	0
Forcible Fondling	0	0	0	0
Incest	0	0	0	0
Statutory Rape	0	0	0	0
Aggravated Assault	0	0	0	0
Simple Assault	10	10	10	0
Intimidation	1	0	0	0
Stalking	0	0	0	0
Commercial Sex Acts	0	0	0	0
Involuntary Servitude	0	0	0	0
Crimes Against Property				
Arson	0	0	0	0
Bribery	0	0	0	0
Burglary	1	0	0	0
Counterfeiting/Forgery	3	1	1	0
Destruction/Damage/Vandalism	2	0	0	0
Embezzlement	0	0	0	0
Extortion/Blackmail	0	0	0	0
Fraud - False Pretenses	0	0	0	0
Fraud - Credit Card/ATM	1	0	0	0
Fraud - Impersonation	0	0	0	0
Fraud - Welfare	0	0	0	0
Fraud - Wire	0	0	0	0
Motor Vehicle Theft	3	1	1	0
Robbery	0	0	0	0
Stolen Property Offenses	0	0	0	0
Theft - Pocket-picking	0	0	0	0
Theft - Purse Snatching	0	0	0	0
Theft - Shoplifting	0	0	0	0
Theft From Building	2	0	0	0
Theft From Coin Machine	0	0	0	0
Theft From Motor Vehicle	2	2	2	0
Theft of Motor Vehicle Parts	1	0	0	0
Theft - All Other Larceny	3	0	0	0
Crimes Against Society				
Drug/Narcotic Violations	8	8	7	0
Drug/Narcotic Equipment Violations	8	8	6	0
Gambling - Betting/Wagering	0	0	0	0
Gambling - Operating/Promoting	0	0	0	0
Gambling - Equipment Violations	0	0	0	0
Gambling - Sports Tampering	0	0	0	0
Pornography/Obscene Material	0	0	0	0
Prostitution	0	0	0	0
Prostitution Assisting/Promoting	0	0	0	0
Purchasing Prostitution	0	0	0	0
Weapon Law Violations	1	1	1	0
Total Group A Offenses	46	31	28	0



New Tazewell Police Department - 2013

2012 Population Estimate	2,988
Offense Overview	
Offense Total	84
Number Cleared	54
Percent Cleared	64.29 %
Group A Crimes per 100,000 population	2,811.2
Arrest Overview	
Total Arrests	89
Adult Arrests	87
Juvenile Arrests	2
Unknown Age	0
Arrests per 100,000 population	2,978.6
Average number offenses/incident	1.17

Domestic Violence Victims		
Offense	Reported	Cleared
Murder	0	0
Aggravated Assault	5	5
Simple Assault	7	7
Intimidation	0	0
Stalking	0	0
Forcible Rape	0	0
Forcible Sodomy	0	0
Sexual Assault W/Object	0	0
Forcible Fondling	0	0
Incest	0	0
Statutory Rape	0	0
Kidnapping/Abduction	0	0
Total	12	12

TIBRS Group B Arrests		
Offense	Adult	Juvenile
Bad Checks	0	0
Curfew/Vagrancy	0	0
Disorderly Conduct	0	0
DUI	16	0
Drunkenness	20	0
Family-Non Violent	0	0
Liquor Law Violations	0	0
Peeping Tom	0	0
Trespass	0	0
All Other Offenses	0	0
Total Group B	36	0

TIBRS Group A Offenses	Offenses		Arrests	
	Reported	Cleared	Adult	Juvenile
Crimes Against Persons				
Murder	0	0	0	0
Negligent Manslaughter	0	0	0	0
Kidnapping/Abduction	0	0	0	0
Forcible Rape	0	0	0	0
Forcible Sodomy	0	0	0	0
Sexual Assault W/Object	0	0	0	0
Forcible Fondling	0	0	0	0
Incest	0	0	0	0
Statutory Rape	0	0	0	0
Aggravated Assault	7	7	5	0
Simple Assault	7	7	6	0
Intimidation	0	0	0	0
Stalking	1	0	0	0
Commercial Sex Acts	0	0	0	0
Involuntary Servitude	0	0	0	0
Crimes Against Property				
Arson	0	0	0	0
Bribery	0	0	0	0
Burglary	13	3	4	0
Counterfeiting/Forgery	0	0	0	0
Destruction/Damage/Vandalism	2	0	0	0
Embezzlement	0	0	0	0
Extortion/Blackmail	0	0	0	0
Fraud - False Pretenses	0	0	0	0
Fraud - Credit Card/ATM	0	0	0	0
Fraud - Impersonation	0	0	0	0
Fraud - Welfare	0	0	0	0
Fraud - Wire	0	0	0	0
Motor Vehicle Theft	1	0	0	0
Robbery	2	1	0	1
Stolen Property Offenses	1	0	0	0
Theft - Pocket-picking	0	0	0	0
Theft - Purse Snatching	0	0	0	0
Theft - Shoplifting	4	3	3	0
Theft From Building	11	4	4	0
Theft From Coin Machine	0	0	0	0
Theft From Motor Vehicle	3	1	1	0
Theft of Motor Vehicle Parts	1	0	0	0
Theft - All Other Larceny	3	0	0	0
Crimes Against Society				
Drug/Narcotic Violations	18	18	21	1
Drug/Narcotic Equipment Violations	9	9	6	0
Gambling - Betting/Wagering	0	0	0	0
Gambling - Operating/Promoting	0	0	0	0
Gambling - Equipment Violations	0	0	0	0
Gambling - Sports Tampering	0	0	0	0
Pornography/Obscene Material	0	0	0	0
Prostitution	0	0	0	0
Prostitution Assisting/Promoting	0	0	0	0
Purchasing Prostitution	0	0	0	0
Weapon Law Violations	1	1	1	0
Total Group A Offenses	84	54	51	2



Newbern Police Department - 2013

2012 Population Estimate	3,327
Offense Overview	
Offense Total	244
Number Cleared	134
Percent Cleared	54.92 %
Group A Crimes per 100,000 population	7,333.9
Arrest Overview	
Total Arrests	262
Adult Arrests	228
Juvenile Arrests	34
Unknown Age	0
Arrests per 100,000 population	7,875.0
Average number offenses/incident	1.19

Domestic Violence Victims		
Offense	Reported	Cleared
Murder	0	0
Aggravated Assault	12	11
Simple Assault	22	21
Intimidation	6	4
Stalking	0	0
Forcible Rape	0	0
Forcible Sodomy	0	0
Sexual Assault W/Object	0	0
Forcible Fondling	0	0
Incest	0	0
Statutory Rape	0	0
Kidnapping/Abduction	0	0
Total	40	36

TIBRS Group B Arrests		
Offense	Adult	Juvenile
Bad Checks	39	0
Curfew/Vagrancy	1	0
Disorderly Conduct	12	11
DUI	19	0
Drunkenness	16	1
Family-Non Violent	0	0
Liquor Law Violations	1	4
Peeping Tom	0	0
Trespass	1	0
All Other Offenses	55	1
Total Group B	144	17

TIBRS Group A Offenses	Offenses		Arrests	
	Reported	Cleared	Adult	Juvenile
Crimes Against Persons				
Murder	0	0	0	0
Negligent Manslaughter	0	0	0	0
Kidnapping/Abduction	0	0	0	0
Forcible Rape	0	0	0	0
Forcible Sodomy	0	0	0	0
Sexual Assault W/Object	0	0	0	0
Forcible Fondling	0	0	0	0
Incest	0	0	0	0
Statutory Rape	0	0	0	0
Aggravated Assault	26	23	16	2
Simple Assault	38	34	24	5
Intimidation	13	9	8	0
Stalking	1	0	0	0
Commercial Sex Acts	0	0	0	0
Involuntary Servitude	0	0	0	0
Crimes Against Property				
Arson	0	0	0	0
Bribery	0	0	0	0
Burglary	24	4	2	0
Counterfeiting/Forgery	2	1	2	0
Destruction/Damage/Vandalism	38	13	4	3
Embezzlement	2	1	1	0
Extortion/Blackmail	0	0	0	0
Fraud - False Pretenses	10	7	6	0
Fraud - Credit Card/ATM	1	0	0	0
Fraud - Impersonation	0	0	0	0
Fraud - Welfare	0	0	0	0
Fraud - Wire	0	0	0	0
Motor Vehicle Theft	1	0	0	0
Robbery	0	0	0	0
Stolen Property Offenses	0	0	0	0
Theft - Pocket-picking	0	0	0	0
Theft - Purse Snatching	0	0	0	0
Theft - Shoplifting	11	8	9	0
Theft From Building	17	1	1	0
Theft From Coin Machine	0	0	0	0
Theft From Motor Vehicle	25	11	2	5
Theft of Motor Vehicle Parts	1	0	0	0
Theft - All Other Larceny	14	3	2	0
Crimes Against Society				
Drug/Narcotic Violations	9	8	6	2
Drug/Narcotic Equipment Violations	5	5	1	0
Gambling - Betting/Wagering	0	0	0	0
Gambling - Operating/Promoting	0	0	0	0
Gambling - Equipment Violations	0	0	0	0
Gambling - Sports Tampering	0	0	0	0
Pornography/Obscene Material	0	0	0	0
Prostitution	0	0	0	0
Prostitution Assisting/Promoting	0	0	0	0
Purchasing Prostitution	0	0	0	0
Weapon Law Violations	6	6	0	0
Total Group A Offenses	244	134	84	17



Newport Police Department - 2013

2012 Population Estimate	6,918
Offense Overview	
Offense Total	1,358
Number Cleared	551
Percent Cleared	40.57 %
Group A Crimes per 100,000 population	19,630.0
Arrest Overview	
Total Arrests	895
Adult Arrests	854
Juvenile Arrests	41
Unknown Age	0
Arrests per 100,000 population	12,937.3
Average number offenses/incident	1.13

Domestic Violence Victims		
Offense	Reported	Cleared
Murder	0	0
Aggravated Assault	24	21
Simple Assault	74	29
Intimidation	44	5
Stalking	0	0
Forcible Rape	1	1
Forcible Sodomy	2	0
Sexual Assault W/Object	0	0
Forcible Fondling	1	0
Incest	0	0
Statutory Rape	0	0
Kidnapping/Abduction	1	0
Total	147	56

TIBRS Group B Arrests		
Offense	Adult	Juvenile
Bad Checks	0	0
Curfew/Vagrancy	0	5
Disorderly Conduct	12	0
DUI	112	0
Drunkenness	79	0
Family-Non Violent	0	0
Liquor Law Violations	11	2
Peeping Tom	0	0
Trespass	8	4
All Other Offenses	173	0
Total Group B	395	11

TIBRS Group A Offenses	Offenses		Arrests	
	Reported	Cleared	Adult	Juvenile
Crimes Against Persons				
Murder	0	0	0	0
Negligent Manslaughter	0	0	0	0
Kidnapping/Abduction	1	0	0	0
Forcible Rape	4	2	1	0
Forcible Sodomy	2	0	0	0
Sexual Assault W/Object	0	0	0	0
Forcible Fondling	5	2	0	0
Incest	0	0	0	0
Statutory Rape	0	0	0	0
Aggravated Assault	46	37	27	0
Simple Assault	124	46	42	0
Intimidation	116	10	7	0
Stalking	9	3	2	0
Commercial Sex Acts	0	0	0	0
Involuntary Servitude	0	0	0	0
Crimes Against Property				
Arson	0	0	0	0
Bribery	0	0	0	0
Burglary	93	21	22	2
Counterfeiting/Forgery	33	8	6	0
Destruction/Damage/Vandalism	158	29	13	4
Embezzlement	7	6	6	0
Extortion/Blackmail	0	0	0	0
Fraud - False Pretenses	22	6	8	0
Fraud - Credit Card/ATM	23	2	1	1
Fraud - Impersonation	4	2	2	0
Fraud - Welfare	0	0	0	0
Fraud - Wire	3	0	0	0
Motor Vehicle Theft	27	6	4	0
Robbery	6	2	2	0
Stolen Property Offenses	0	0	0	0
Theft - Pocket-picking	1	1	1	0
Theft - Purse Snatching	2	1	2	0
Theft - Shoplifting	178	132	141	16
Theft From Building	141	30	19	2
Theft From Coin Machine	3	1	2	0
Theft From Motor Vehicle	92	13	11	0
Theft of Motor Vehicle Parts	15	0	0	0
Theft - All Other Larceny	58	6	6	0
Crimes Against Society				
Drug/Narcotic Violations	90	90	80	4
Drug/Narcotic Equipment Violations	86	86	48	1
Gambling - Betting/Wagering	0	0	0	0
Gambling - Operating/Promoting	0	0	0	0
Gambling - Equipment Violations	0	0	0	0
Gambling - Sports Tampering	0	0	0	0
Pornography/Obscene Material	0	0	0	0
Prostitution	0	0	0	0
Prostitution Assisting/Promoting	0	0	0	0
Purchasing Prostitution	0	0	0	0
Weapon Law Violations	9	9	6	0
Total Group A Offenses	1,358	551	459	30



Niota Police Department - 2013

2012 Population Estimate	718
Offense Overview	
Offense Total	25
Number Cleared	3
Percent Cleared	12.00 %
Group A Crimes per 100,000 population	3,481.9
Arrest Overview	
Total Arrests	8
Adult Arrests	8
Juvenile Arrests	0
Unknown Age	0
Arrests per 100,000 population	1,114.2
Average number offenses/incident	1.04

Domestic Violence Victims		
Offense	Reported	Cleared
Murder	0	0
Aggravated Assault	0	0
Simple Assault	2	1
Intimidation	2	0
Stalking	0	0
Forcible Rape	0	0
Forcible Sodomy	0	0
Sexual Assault W/Object	0	0
Forcible Fondling	0	0
Incest	0	0
Statutory Rape	0	0
Kidnapping/Abduction	0	0
Total	4	1

TIBRS Group B Arrests		
Offense	Adult	Juvenile
Bad Checks	0	0
Curfew/Vagrancy	0	0
Disorderly Conduct	1	0
DUI	1	0
Drunkenness	0	0
Family-Non Violent	0	0
Liquor Law Violations	0	0
Peeping Tom	0	0
Trespass	0	0
All Other Offenses	5	0
Total Group B	7	0

TIBRS Group A Offenses	Offenses		Arrests	
	Reported	Cleared	Adult	Juvenile
Crimes Against Persons				
Murder	0	0	0	0
Negligent Manslaughter	0	0	0	0
Kidnapping/Abduction	0	0	0	0
Forcible Rape	0	0	0	0
Forcible Sodomy	0	0	0	0
Sexual Assault W/Object	0	0	0	0
Forcible Fondling	0	0	0	0
Incest	0	0	0	0
Statutory Rape	0	0	0	0
Aggravated Assault	0	0	0	0
Simple Assault	3	1	1	0
Intimidation	3	0	0	0
Stalking	0	0	0	0
Commercial Sex Acts	0	0	0	0
Involuntary Servitude	0	0	0	0
Crimes Against Property				
Arson	0	0	0	0
Bribery	0	0	0	0
Burglary	6	1	0	0
Counterfeiting/Forgery	0	0	0	0
Destruction/Damage/Vandalism	2	0	0	0
Embezzlement	0	0	0	0
Extortion/Blackmail	0	0	0	0
Fraud - False Pretenses	1	1	0	0
Fraud - Credit Card/ATM	0	0	0	0
Fraud - Impersonation	0	0	0	0
Fraud - Welfare	0	0	0	0
Fraud - Wire	0	0	0	0
Motor Vehicle Theft	0	0	0	0
Robbery	0	0	0	0
Stolen Property Offenses	0	0	0	0
Theft - Pocket-picking	0	0	0	0
Theft - Purse Snatching	0	0	0	0
Theft - Shoplifting	0	0	0	0
Theft From Building	3	0	0	0
Theft From Coin Machine	0	0	0	0
Theft From Motor Vehicle	4	0	0	0
Theft of Motor Vehicle Parts	0	0	0	0
Theft - All Other Larceny	3	0	0	0
Crimes Against Society				
Drug/Narcotic Violations	0	0	0	0
Drug/Narcotic Equipment Violations	0	0	0	0
Gambling - Betting/Wagering	0	0	0	0
Gambling - Operating/Promoting	0	0	0	0
Gambling - Equipment Violations	0	0	0	0
Gambling - Sports Tampering	0	0	0	0
Pornography/Obscene Material	0	0	0	0
Prostitution	0	0	0	0
Prostitution Assisting/Promoting	0	0	0	0
Purchasing Prostitution	0	0	0	0
Weapon Law Violations	0	0	0	0
Total Group A Offenses	25	3	1	0



Nolensville Police Department - 2013

2012 Population Estimate	6,096
Offense Overview	
Offense Total	141
Number Cleared	45
Percent Cleared	31.91 %
Group A Crimes per 100,000 population	2,313.0
Arrest Overview	
Total Arrests	77
Adult Arrests	64
Juvenile Arrests	13
Unknown Age	0
Arrests per 100,000 population	1,263.1
Average number offenses/incident	1.18

Domestic Violence Victims		
Offense	Reported	Cleared
Murder	0	0
Aggravated Assault	3	3
Simple Assault	12	9
Intimidation	2	0
Stalking	1	0
Forcible Rape	0	0
Forcible Sodomy	0	0
Sexual Assault W/Object	0	0
Forcible Fondling	0	0
Incest	0	0
Statutory Rape	0	0
Kidnapping/Abduction	0	0
Total	18	12

TIBRS Group B Arrests		
Offense	Adult	Juvenile
Bad Checks	0	0
Curfew/Vagrancy	0	0
Disorderly Conduct	0	0
DUI	12	0
Drunkenness	3	2
Family-Non Violent	0	0
Liquor Law Violations	2	0
Peeping Tom	0	0
Trespass	2	1
All Other Offenses	9	5
Total Group B	28	8

TIBRS Group A Offenses	Offenses		Arrests	
	Reported	Cleared	Adult	Juvenile
Crimes Against Persons				
Murder	0	0	0	0
Negligent Manslaughter	0	0	0	0
Kidnapping/Abduction	0	0	0	0
Forcible Rape	1	1	0	0
Forcible Sodomy	0	0	0	0
Sexual Assault W/Object	0	0	0	0
Forcible Fondling	0	0	0	0
Incest	0	0	0	0
Statutory Rape	0	0	0	0
Aggravated Assault	6	3	3	0
Simple Assault	15	10	7	0
Intimidation	4	0	0	0
Stalking	1	0	0	0
Commercial Sex Acts	0	0	0	0
Involuntary Servitude	0	0	0	0
Crimes Against Property				
Arson	0	0	0	0
Bribery	0	0	0	0
Burglary	16	2	1	0
Counterfeiting/Forgery	2	0	0	0
Destruction/Damage/Vandalism	28	6	3	2
Embezzlement	1	0	0	0
Extortion/Blackmail	0	0	0	0
Fraud - False Pretenses	2	0	0	0
Fraud - Credit Card/ATM	4	0	0	0
Fraud - Impersonation	1	1	1	0
Fraud - Welfare	0	0	0	0
Fraud - Wire	1	0	0	0
Motor Vehicle Theft	3	1	1	0
Robbery	1	0	0	0
Stolen Property Offenses	0	0	0	0
Theft - Pocket-picking	6	1	0	0
Theft - Purse Snatching	0	0	0	0
Theft - Shoplifting	0	0	0	0
Theft From Building	5	0	0	0
Theft From Coin Machine	0	0	0	0
Theft From Motor Vehicle	13	1	1	0
Theft of Motor Vehicle Parts	4	0	0	0
Theft - All Other Larceny	11	3	3	1
Crimes Against Society				
Drug/Narcotic Violations	8	8	12	0
Drug/Narcotic Equipment Violations	8	8	4	2
Gambling - Betting/Wagering	0	0	0	0
Gambling - Operating/Promoting	0	0	0	0
Gambling - Equipment Violations	0	0	0	0
Gambling - Sports Tampering	0	0	0	0
Pornography/Obscene Material	0	0	0	0
Prostitution	0	0	0	0
Prostitution Assisting/Promoting	0	0	0	0
Purchasing Prostitution	0	0	0	0
Weapon Law Violations	0	0	0	0
Total Group A Offenses	141	45	36	5



2012 Population Estimate	1,642
Offense Overview	
Offense Total	16
Number Cleared	0
Percent Cleared	0.00 %
Group A Crimes per 100,000 population	974.4
Arrest Overview	
Total Arrests	1
Adult Arrests	1
Juvenile Arrests	0
Unknown Age	0
Arrests per 100,000 population	60.9
Average number offenses/incident	1.00

Domestic Violence Victims		
Offense	Reported	Cleared
Murder	0	0
Aggravated Assault	0	0
Simple Assault	0	0
Intimidation	0	0
Stalking	0	0
Forcible Rape	0	0
Forcible Sodomy	0	0
Sexual Assault W/Object	0	0
Forcible Fondling	0	0
Incest	0	0
Statutory Rape	0	0
Kidnapping/Abduction	0	0
Total	0	0

TIBRS Group B Arrests		
Offense	Adult	Juvenile
Bad Checks	0	0
Curfew/Vagrancy	0	0
Disorderly Conduct	0	0
DUI	1	0
Drunkenness	0	0
Family-Non Violent	0	0
Liquor Law Violations	0	0
Peeping Tom	0	0
Trespass	0	0
All Other Offenses	0	0
Total Group B	1	0

TIBRS Group A Offenses	Offenses		Arrests	
	Reported	Cleared	Adult	Juvenile
Crimes Against Persons				
Murder	0	0	0	0
Negligent Manslaughter	0	0	0	0
Kidnapping/Abduction	0	0	0	0
Forcible Rape	0	0	0	0
Forcible Sodomy	0	0	0	0
Sexual Assault W/Object	0	0	0	0
Forcible Fondling	0	0	0	0
Incest	0	0	0	0
Statutory Rape	0	0	0	0
Aggravated Assault	0	0	0	0
Simple Assault	0	0	0	0
Intimidation	0	0	0	0
Stalking	0	0	0	0
Commercial Sex Acts	0	0	0	0
Involuntary Servitude	0	0	0	0
Crimes Against Property				
Arson	0	0	0	0
Bribery	0	0	0	0
Burglary	3	0	0	0
Counterfeiting/Forgery	0	0	0	0
Destruction/Damage/Vandalism	1	0	0	0
Embezzlement	0	0	0	0
Extortion/Blackmail	0	0	0	0
Fraud - False Pretenses	1	0	0	0
Fraud - Credit Card/ATM	1	0	0	0
Fraud - Impersonation	0	0	0	0
Fraud - Welfare	0	0	0	0
Fraud - Wire	0	0	0	0
Motor Vehicle Theft	1	0	0	0
Robbery	0	0	0	0
Stolen Property Offenses	0	0	0	0
Theft - Pocket-picking	0	0	0	0
Theft - Purse Snatching	0	0	0	0
Theft - Shoplifting	0	0	0	0
Theft From Building	1	0	0	0
Theft From Coin Machine	0	0	0	0
Theft From Motor Vehicle	1	0	0	0
Theft of Motor Vehicle Parts	0	0	0	0
Theft - All Other Larceny	7	0	0	0
Crimes Against Society				
Drug/Narcotic Violations	0	0	0	0
Drug/Narcotic Equipment Violations	0	0	0	0
Gambling - Betting/Wagering	0	0	0	0
Gambling - Operating/Promoting	0	0	0	0
Gambling - Equipment Violations	0	0	0	0
Gambling - Sports Tampering	0	0	0	0
Pornography/Obscene Material	0	0	0	0
Prostitution	0	0	0	0
Prostitution Assisting/Promoting	0	0	0	0
Purchasing Prostitution	0	0	0	0
Weapon Law Violations	0	0	0	0
Total Group A Offenses	16	0	0	0



Oak Ridge Police Department - 2013

2012 Population Estimate	29,320
Offense Overview	
Offense Total	242
Number Cleared	102
Percent Cleared	42.15 %
Group A Crimes per 100,000 population	825.4
Arrest Overview	
Total Arrests	140
Adult Arrests	130
Juvenile Arrests	10
Unknown Age	0
Arrests per 100,000 population	477.5
Average number offenses/incident	1.17

Domestic Violence Victims		
Offense	Reported	Cleared
Murder	0	0
Aggravated Assault	5	4
Simple Assault	26	17
Intimidation	1	0
Stalking	0	0
Forcible Rape	0	0
Forcible Sodomy	0	0
Sexual Assault W/Object	0	0
Forcible Fondling	0	0
Incest	0	0
Statutory Rape	0	0
Kidnapping/Abduction	2	1
Total	34	22

TIBRS Group B Arrests		
Offense	Adult	Juvenile
Bad Checks	1	0
Curfew/Vagrancy	0	0
Disorderly Conduct	5	5
DUI	11	0
Drunkenness	17	0
Family-Non Violent	1	0
Liquor Law Violations	0	1
Peeping Tom	0	0
Trespass	3	0
All Other Offenses	14	0
Total Group B	52	6

TIBRS Group A Offenses	Offenses		Arrests	
	Reported	Cleared	Adult	Juvenile
Crimes Against Persons				
Murder	0	0	0	0
Negligent Manslaughter	0	0	0	0
Kidnapping/Abduction	3	2	1	0
Forcible Rape	1	0	0	0
Forcible Sodomy	0	0	0	0
Sexual Assault W/Object	0	0	0	0
Forcible Fondling	1	0	1	0
Incest	0	0	0	0
Statutory Rape	0	0	0	0
Aggravated Assault	10	8	5	1
Simple Assault	40	22	18	1
Intimidation	6	1	1	0
Stalking	0	0	0	0
Commercial Sex Acts	0	0	0	0
Involuntary Servitude	0	0	0	0
Crimes Against Property				
Arson	1	0	0	0
Bribery	0	0	0	0
Burglary	27	2	1	1
Counterfeiting/Forgery	5	1	1	0
Destruction/Damage/Vandalism	26	4	0	0
Embezzlement	0	0	0	0
Extortion/Blackmail	0	0	0	0
Fraud - False Pretenses	4	2	1	0
Fraud - Credit Card/ATM	1	0	0	0
Fraud - Impersonation	0	0	0	0
Fraud - Welfare	0	0	0	0
Fraud - Wire	0	0	0	0
Motor Vehicle Theft	5	4	3	0
Robbery	1	0	0	0
Stolen Property Offenses	7	6	5	0
Theft - Pocket-picking	0	0	0	0
Theft - Purse Snatching	0	0	0	0
Theft - Shoplifting	10	9	8	0
Theft From Building	31	7	5	0
Theft From Coin Machine	1	0	0	0
Theft From Motor Vehicle	13	1	0	0
Theft of Motor Vehicle Parts	6	0	0	0
Theft - All Other Larceny	10	1	2	0
Crimes Against Society				
Drug/Narcotic Violations	22	22	22	1
Drug/Narcotic Equipment Violations	11	10	4	0
Gambling - Betting/Wagering	0	0	0	0
Gambling - Operating/Promoting	0	0	0	0
Gambling - Equipment Violations	0	0	0	0
Gambling - Sports Tampering	0	0	0	0
Pornography/Obscene Material	0	0	0	0
Prostitution	0	0	0	0
Prostitution Assisting/Promoting	0	0	0	0
Purchasing Prostitution	0	0	0	0
Weapon Law Violations	0	0	0	0
Total Group A Offenses	242	102	78	4



Oakland Police Department - 2013

2012 Population Estimate	6,891
Offense Overview	
Offense Total	175
Number Cleared	74
Percent Cleared	42.29 %
Group A Crimes per 100,000 population	2,539.5
Arrest Overview	
Total Arrests	124
Adult Arrests	114
Juvenile Arrests	10
Unknown Age	0
Arrests per 100,000 population	1,799.4
Average number offenses/incident	1.14

Domestic Violence Victims		
Offense	Reported	Cleared
Murder	0	0
Aggravated Assault	4	4
Simple Assault	14	9
Intimidation	1	0
Stalking	0	0
Forcible Rape	0	0
Forcible Sodomy	0	0
Sexual Assault W/Object	0	0
Forcible Fondling	0	0
Incest	0	0
Statutory Rape	0	0
Kidnapping/Abduction	2	1
Total	21	14

TIBRS Group B Arrests		
Offense	Adult	Juvenile
Bad Checks	0	0
Curfew/Vagrancy	0	0
Disorderly Conduct	5	0
DUI	38	1
Drunkenness	4	0
Family-Non Violent	1	0
Liquor Law Violations	7	0
Peeping Tom	0	0
Trespass	0	1
All Other Offenses	4	1
Total Group B	59	3

TIBRS Group A Offenses	Offenses		Arrests	
	Reported	Cleared	Adult	Juvenile
Crimes Against Persons				
Murder	0	0	0	0
Negligent Manslaughter	0	0	0	0
Kidnapping/Abduction	2	1	1	0
Forcible Rape	1	0	0	0
Forcible Sodomy	0	0	0	0
Sexual Assault W/Object	0	0	0	0
Forcible Fondling	1	0	0	0
Incest	0	0	0	0
Statutory Rape	0	0	0	0
Aggravated Assault	6	5	6	0
Simple Assault	25	13	10	1
Intimidation	4	2	1	0
Stalking	1	0	0	0
Commercial Sex Acts	0	0	0	0
Involuntary Servitude	0	0	0	0
Crimes Against Property				
Arson	0	0	0	0
Bribery	0	0	0	0
Burglary	9	0	0	0
Counterfeiting/Forgery	1	0	0	0
Destruction/Damage/Vandalism	14	1	1	0
Embezzlement	0	0	0	0
Extortion/Blackmail	0	0	0	0
Fraud - False Pretenses	3	0	0	0
Fraud - Credit Card/ATM	9	0	0	0
Fraud - Impersonation	2	0	0	0
Fraud - Welfare	0	0	0	0
Fraud - Wire	0	0	0	0
Motor Vehicle Theft	2	0	0	0
Robbery	1	0	0	0
Stolen Property Offenses	0	0	0	0
Theft - Pocket-picking	2	0	0	0
Theft - Purse Snatching	1	0	0	0
Theft - Shoplifting	12	9	8	1
Theft From Building	6	0	0	0
Theft From Coin Machine	1	0	0	0
Theft From Motor Vehicle	13	0	0	0
Theft of Motor Vehicle Parts	0	0	0	0
Theft - All Other Larceny	15	1	1	0
Crimes Against Society				
Drug/Narcotic Violations	26	25	22	4
Drug/Narcotic Equipment Violations	15	14	4	1
Gambling - Betting/Wagering	0	0	0	0
Gambling - Operating/Promoting	0	0	0	0
Gambling - Equipment Violations	0	0	0	0
Gambling - Sports Tampering	0	0	0	0
Pornography/Obscene Material	0	0	0	0
Prostitution	0	0	0	0
Prostitution Assisting/Promoting	0	0	0	0
Purchasing Prostitution	0	0	0	0
Weapon Law Violations	3	3	1	0
Total Group A Offenses	175	74	55	7



Obion Police Department - 2013

2012 Population Estimate	1,099
Offense Overview	
Offense Total	69
Number Cleared	40
Percent Cleared	57.97 %
Group A Crimes per 100,000 population	6,278.4
Arrest Overview	
Total Arrests	63
Adult Arrests	53
Juvenile Arrests	10
Unknown Age	0
Arrests per 100,000 population	5,732.5
Average number offenses/incident	1.05

Domestic Violence Victims		
Offense	Reported	Cleared
Murder	0	0
Aggravated Assault	0	0
Simple Assault	9	9
Intimidation	1	0
Stalking	0	0
Forcible Rape	0	0
Forcible Sodomy	0	0
Sexual Assault W/Object	0	0
Forcible Fondling	2	2
Incest	0	0
Statutory Rape	0	0
Kidnapping/Abduction	0	0
Total	12	11

TIBRS Group B Arrests		
Offense	Adult	Juvenile
Bad Checks	2	0
Curfew/Vagrancy	0	0
Disorderly Conduct	6	0
DUI	10	0
Drunkenness	3	0
Family-Non Violent	0	0
Liquor Law Violations	0	0
Peeping Tom	0	0
Trespass	1	0
All Other Offenses	8	1
Total Group B	30	1

TIBRS Group A Offenses	Offenses		Arrests	
	Reported	Cleared	Adult	Juvenile
Crimes Against Persons				
Murder	0	0	0	0
Negligent Manslaughter	0	0	0	0
Kidnapping/Abduction	0	0	0	0
Forcible Rape	0	0	0	0
Forcible Sodomy	0	0	0	0
Sexual Assault W/Object	0	0	0	0
Forcible Fondling	2	2	2	0
Incest	0	0	0	0
Statutory Rape	0	0	0	0
Aggravated Assault	0	0	0	0
Simple Assault	15	14	7	5
Intimidation	5	2	0	2
Stalking	0	0	0	0
Commercial Sex Acts	0	0	0	0
Involuntary Servitude	0	0	0	0
Crimes Against Property				
Arson	1	0	0	0
Bribery	0	0	0	0
Burglary	1	0	0	0
Counterfeiting/Forgery	0	0	0	0
Destruction/Damage/Vandalism	7	3	2	0
Embezzlement	0	0	0	0
Extortion/Blackmail	0	0	0	0
Fraud - False Pretenses	0	0	0	0
Fraud - Credit Card/ATM	2	1	1	0
Fraud - Impersonation	0	0	0	0
Fraud - Welfare	0	0	0	0
Fraud - Wire	0	0	0	0
Motor Vehicle Theft	2	2	2	0
Robbery	0	0	0	0
Stolen Property Offenses	0	0	0	0
Theft - Pocket-picking	0	0	0	0
Theft - Purse Snatching	0	0	0	0
Theft - Shoplifting	0	0	0	0
Theft From Building	7	3	1	0
Theft From Coin Machine	0	0	0	0
Theft From Motor Vehicle	11	1	1	0
Theft of Motor Vehicle Parts	1	0	0	0
Theft - All Other Larceny	5	3	0	0
Crimes Against Society				
Drug/Narcotic Violations	9	8	7	1
Drug/Narcotic Equipment Violations	1	1	0	1
Gambling - Betting/Wagering	0	0	0	0
Gambling - Operating/Promoting	0	0	0	0
Gambling - Equipment Violations	0	0	0	0
Gambling - Sports Tampering	0	0	0	0
Pornography/Obscene Material	0	0	0	0
Prostitution	0	0	0	0
Prostitution Assisting/Promoting	0	0	0	0
Purchasing Prostitution	0	0	0	0
Weapon Law Violations	0	0	0	0
Total Group A Offenses	69	40	23	9



Oliver Springs Police Department - 2013

2012 Population Estimate	3,245
Offense Overview	
Offense Total	326
Number Cleared	275
Percent Cleared	84.36 %
Group A Crimes per 100,000 population	10,046.2
Arrest Overview	
Total Arrests	467
Adult Arrests	448
Juvenile Arrests	19
Unknown Age	0
Arrests per 100,000 population	14,391.4
Average number offenses/incident	1.40

Domestic Violence Victims		
Offense	Reported	Cleared
Murder	0	0
Aggravated Assault	6	6
Simple Assault	14	14
Intimidation	0	0
Stalking	0	0
Forcible Rape	2	2
Forcible Sodomy	0	0
Sexual Assault W/Object	0	0
Forcible Fondling	0	0
Incest	0	0
Statutory Rape	0	0
Kidnapping/Abduction	3	3
Total	25	25

TIBRS Group B Arrests		
Offense	Adult	Juvenile
Bad Checks	10	0
Curfew/Vagrancy	0	0
Disorderly Conduct	2	1
DUI	58	0
Drunkenness	6	0
Family-Non Violent	2	0
Liquor Law Violations	6	0
Peeping Tom	0	0
Trespass	3	0
All Other Offenses	155	0
Total Group B	242	1

TIBRS Group A Offenses	Offenses		Arrests	
	Reported	Cleared	Adult	Juvenile
Crimes Against Persons				
Murder	0	0	0	0
Negligent Manslaughter	0	0	0	0
Kidnapping/Abduction	5	5	4	0
Forcible Rape	2	2	0	1
Forcible Sodomy	0	0	0	0
Sexual Assault W/Object	0	0	0	0
Forcible Fondling	0	0	0	0
Incest	0	0	0	0
Statutory Rape	0	0	0	0
Aggravated Assault	13	13	4	1
Simple Assault	25	25	18	1
Intimidation	0	0	0	0
Stalking	1	1	0	0
Commercial Sex Acts	0	0	0	0
Involuntary Servitude	0	0	0	0
Crimes Against Property				
Arson	0	0	0	0
Bribery	0	0	0	0
Burglary	16	6	5	3
Counterfeiting/Forgery	4	4	4	0
Destruction/Damage/Vandalism	20	17	5	4
Embezzlement	0	0	0	0
Extortion/Blackmail	0	0	0	0
Fraud - False Pretenses	0	0	0	0
Fraud - Credit Card/ATM	3	1	1	0
Fraud - Impersonation	3	3	1	0
Fraud - Welfare	0	0	0	0
Fraud - Wire	0	0	0	0
Motor Vehicle Theft	5	3	3	0
Robbery	1	1	0	0
Stolen Property Offenses	0	0	0	0
Theft - Pocket-picking	0	0	0	0
Theft - Purse Snatching	0	0	0	0
Theft - Shoplifting	25	24	27	1
Theft From Building	28	15	12	3
Theft From Coin Machine	0	0	0	0
Theft From Motor Vehicle	18	2	2	0
Theft of Motor Vehicle Parts	5	1	0	0
Theft - All Other Larceny	1	1	1	0
Crimes Against Society				
Drug/Narcotic Violations	82	82	95	0
Drug/Narcotic Equipment Violations	54	54	16	1
Gambling - Betting/Wagering	0	0	0	0
Gambling - Operating/Promoting	0	0	0	0
Gambling - Equipment Violations	0	0	0	0
Gambling - Sports Tampering	0	0	0	0
Pornography/Obscene Material	2	2	0	3
Prostitution	0	0	0	0
Prostitution Assisting/Promoting	7	7	7	0
Purchasing Prostitution	0	0	0	0
Weapon Law Violations	6	6	1	0
Total Group A Offenses	326	275	206	18



Oneida Police Department - 2013

2012 Population Estimate	3,742
Offense Overview	
Offense Total	508
Number Cleared	308
Percent Cleared	60.63 %
Group A Crimes per 100,000 population	13,575.6
Arrest Overview	
Total Arrests	417
Adult Arrests	392
Juvenile Arrests	25
Unknown Age	0
Arrests per 100,000 population	11,143.8
Average number offenses/incident	1.18

Domestic Violence Victims		
Offense	Reported	Cleared
Murder	0	0
Aggravated Assault	10	9
Simple Assault	19	15
Intimidation	6	2
Stalking	0	0
Forcible Rape	0	0
Forcible Sodomy	0	0
Sexual Assault W/Object	0	0
Forcible Fondling	0	0
Incest	0	0
Statutory Rape	0	0
Kidnapping/Abduction	2	2
Total	37	28

TIBRS Group B Arrests		
Offense	Adult	Juvenile
Bad Checks	0	0
Curfew/Vagrancy	0	1
Disorderly Conduct	4	1
DUI	37	1
Drunkenness	8	1
Family-Non Violent	2	0
Liquor Law Violations	27	2
Peeping Tom	0	0
Trespass	14	0
All Other Offenses	19	2
Total Group B	111	8

TIBRS Group A Offenses	Offenses		Arrests	
	Reported	Cleared	Adult	Juvenile
Crimes Against Persons				
Murder	0	0	0	0
Negligent Manslaughter	0	0	0	0
Kidnapping/Abduction	2	2	1	0
Forcible Rape	1	1	1	0
Forcible Sodomy	0	0	0	0
Sexual Assault W/Object	0	0	0	0
Forcible Fondling	1	0	0	0
Incest	0	0	0	0
Statutory Rape	0	0	0	0
Aggravated Assault	18	10	10	0
Simple Assault	44	26	21	2
Intimidation	47	5	5	0
Stalking	3	2	2	0
Commercial Sex Acts	0	0	0	0
Involuntary Servitude	0	0	0	0
Crimes Against Property				
Arson	0	0	0	0
Bribery	0	0	0	0
Burglary	22	4	4	0
Counterfeiting/Forgery	6	5	3	0
Destruction/Damage/Vandalism	45	9	6	1
Embezzlement	3	2	2	0
Extortion/Blackmail	0	0	0	0
Fraud - False Pretenses	8	6	7	0
Fraud - Credit Card/ATM	5	1	2	0
Fraud - Impersonation	2	2	2	0
Fraud - Welfare	0	0	0	0
Fraud - Wire	2	0	0	0
Motor Vehicle Theft	6	2	3	0
Robbery	0	0	0	0
Stolen Property Offenses	1	1	0	0
Theft - Pocket-picking	0	0	0	0
Theft - Purse Snatching	1	0	0	0
Theft - Shoplifting	80	77	83	11
Theft From Building	24	12	12	0
Theft From Coin Machine	2	0	0	0
Theft From Motor Vehicle	15	3	5	0
Theft of Motor Vehicle Parts	0	0	0	0
Theft - All Other Larceny	35	5	5	0
Crimes Against Society				
Drug/Narcotic Violations	86	85	88	2
Drug/Narcotic Equipment Violations	43	42	16	0
Gambling - Betting/Wagering	0	0	0	0
Gambling - Operating/Promoting	0	0	0	0
Gambling - Equipment Violations	0	0	0	0
Gambling - Sports Tampering	0	0	0	0
Pornography/Obscene Material	0	0	0	0
Prostitution	0	0	0	0
Prostitution Assisting/Promoting	0	0	0	0
Purchasing Prostitution	0	0	0	0
Weapon Law Violations	6	6	3	1
Total Group A Offenses	508	308	281	17



Paris Police Department - 2013

2012 Population Estimate	10,166
Offense Overview	
Offense Total	1,217
Number Cleared	581
Percent Cleared	47.74 %
Group A Crimes per 100,000 population	11,971.3
Arrest Overview	
Total Arrests	710
Adult Arrests	659
Juvenile Arrests	51
Unknown Age	0
Arrests per 100,000 population	6,984.1
Average number offenses/incident	1.10

Domestic Violence Victims		
Offense	Reported	Cleared
Murder	0	0
Aggravated Assault	18	16
Simple Assault	91	73
Intimidation	1	0
Stalking	5	5
Forcible Rape	0	0
Forcible Sodomy	0	0
Sexual Assault W/Object	0	0
Forcible Fondling	1	1
Incest	0	0
Statutory Rape	0	0
Kidnapping/Abduction	1	1
Total	117	96

TIBRS Group B Arrests		
Offense	Adult	Juvenile
Bad Checks	0	0
Curfew/Vagrancy	0	5
Disorderly Conduct	3	1
DUI	22	0
Drunkenness	30	0
Family-Non Violent	5	0
Liquor Law Violations	10	1
Peeping Tom	0	0
Trespass	17	0
All Other Offenses	52	1
Total Group B	139	8

TIBRS Group A Offenses	Offenses		Arrests	
	Reported	Cleared	Adult	Juvenile
Crimes Against Persons				
Murder	0	0	0	0
Negligent Manslaughter	0	0	0	0
Kidnapping/Abduction	1	1	0	0
Forcible Rape	2	1	0	0
Forcible Sodomy	0	0	0	0
Sexual Assault W/Object	0	0	0	0
Forcible Fondling	4	2	2	0
Incest	0	0	0	0
Statutory Rape	0	0	0	0
Aggravated Assault	35	26	23	2
Simple Assault	145	103	90	8
Intimidation	10	6	4	0
Stalking	6	5	5	0
Commercial Sex Acts	0	0	0	0
Involuntary Servitude	0	0	0	0
Crimes Against Property				
Arson	1	0	0	0
Bribery	0	0	0	0
Burglary	127	16	15	0
Counterfeiting/Forgery	53	8	9	0
Destruction/Damage/Vandalism	98	17	10	3
Embezzlement	7	5	5	0
Extortion/Blackmail	0	0	0	0
Fraud - False Pretenses	34	19	13	0
Fraud - Credit Card/ATM	18	5	5	1
Fraud - Impersonation	8	6	4	0
Fraud - Welfare	0	0	0	0
Fraud - Wire	6	0	0	0
Motor Vehicle Theft	5	1	3	0
Robbery	10	5	7	0
Stolen Property Offenses	2	0	0	0
Theft - Pocket-picking	0	0	0	0
Theft - Purse Snatching	0	0	0	0
Theft - Shoplifting	156	111	120	17
Theft From Building	86	24	20	2
Theft From Coin Machine	0	0	0	0
Theft From Motor Vehicle	91	11	7	4
Theft of Motor Vehicle Parts	12	0	0	0
Theft - All Other Larceny	101	14	13	2
Crimes Against Society				
Drug/Narcotic Violations	125	122	113	4
Drug/Narcotic Equipment Violations	62	61	43	0
Gambling - Betting/Wagering	0	0	0	0
Gambling - Operating/Promoting	0	0	0	0
Gambling - Equipment Violations	0	0	0	0
Gambling - Sports Tampering	0	0	0	0
Pornography/Obscene Material	0	0	0	0
Prostitution	0	0	0	0
Prostitution Assisting/Promoting	0	0	0	0
Purchasing Prostitution	0	0	0	0
Weapon Law Violations	12	12	9	0
Total Group A Offenses	1,217	581	520	43



Parsons Police Department - 2013

2012 Population Estimate	2,349
Offense Overview	
Offense Total	76
Number Cleared	39
Percent Cleared	51.32 %
Group A Crimes per 100,000 population	3,235.4
Arrest Overview	
Total Arrests	76
Adult Arrests	70
Juvenile Arrests	6
Unknown Age	0
Arrests per 100,000 population	3,235.4
Average number offenses/incident	1.07

Domestic Violence Victims		
Offense	Reported	Cleared
Murder	0	0
Aggravated Assault	1	1
Simple Assault	9	8
Intimidation	0	0
Stalking	0	0
Forcible Rape	0	0
Forcible Sodomy	0	0
Sexual Assault W/Object	0	0
Forcible Fondling	0	0
Incest	0	0
Statutory Rape	1	0
Kidnapping/Abduction	0	0
Total	11	9

TIBRS Group B Arrests		
Offense	Adult	Juvenile
Bad Checks	0	0
Curfew/Vagrancy	0	0
Disorderly Conduct	12	0
DUI	6	0
Drunkenness	8	0
Family-Non Violent	5	0
Liquor Law Violations	0	0
Peeping Tom	0	0
Trespass	1	0
All Other Offenses	3	1
Total Group B	35	1

TIBRS Group A Offenses	Offenses		Arrests	
	Reported	Cleared	Adult	Juvenile
Crimes Against Persons				
Murder	0	0	0	0
Negligent Manslaughter	0	0	0	0
Kidnapping/Abduction	0	0	0	0
Forcible Rape	0	0	0	0
Forcible Sodomy	0	0	0	0
Sexual Assault W/Object	0	0	0	0
Forcible Fondling	0	0	0	0
Incest	0	0	0	0
Statutory Rape	1	0	0	0
Aggravated Assault	3	3	3	0
Simple Assault	19	17	13	1
Intimidation	0	0	0	0
Stalking	0	0	0	0
Commercial Sex Acts	0	0	0	0
Involuntary Servitude	0	0	0	0
Crimes Against Property				
Arson	0	0	0	0
Bribery	0	0	0	0
Burglary	9	3	2	1
Counterfeiting/Forgery	0	0	0	0
Destruction/Damage/Vandalism	4	0	0	0
Embezzlement	0	0	0	0
Extortion/Blackmail	0	0	0	0
Fraud - False Pretenses	2	1	2	0
Fraud - Credit Card/ATM	11	0	0	0
Fraud - Impersonation	0	0	0	0
Fraud - Welfare	0	0	0	0
Fraud - Wire	0	0	0	0
Motor Vehicle Theft	2	0	0	0
Robbery	1	1	2	0
Stolen Property Offenses	0	0	0	0
Theft - Pocket-picking	0	0	0	0
Theft - Purse Snatching	0	0	0	0
Theft - Shoplifting	10	8	9	1
Theft From Building	3	0	0	0
Theft From Coin Machine	0	0	0	0
Theft From Motor Vehicle	0	0	0	0
Theft of Motor Vehicle Parts	1	0	0	0
Theft - All Other Larceny	6	2	2	0
Crimes Against Society				
Drug/Narcotic Violations	3	3	2	2
Drug/Narcotic Equipment Violations	1	1	0	0
Gambling - Betting/Wagering	0	0	0	0
Gambling - Operating/Promoting	0	0	0	0
Gambling - Equipment Violations	0	0	0	0
Gambling - Sports Tampering	0	0	0	0
Pornography/Obscene Material	0	0	0	0
Prostitution	0	0	0	0
Prostitution Assisting/Promoting	0	0	0	0
Purchasing Prostitution	0	0	0	0
Weapon Law Violations	0	0	0	0
Total Group A Offenses	76	39	35	5



Petersburg Police Department - 2013

2012 Population Estimate	544
Offense Overview	
Offense Total	29
Number Cleared	6
Percent Cleared	20.69 %
Group A Crimes per 100,000 population	5,330.9
Arrest Overview	
Total Arrests	10
Adult Arrests	7
Juvenile Arrests	3
Unknown Age	0
Arrests per 100,000 population	1,838.2
Average number offenses/incident	1.04

Domestic Violence Victims		
Offense	Reported	Cleared
Murder	0	0
Aggravated Assault	0	0
Simple Assault	2	1
Intimidation	0	0
Stalking	0	0
Forcible Rape	0	0
Forcible Sodomy	0	0
Sexual Assault W/Object	0	0
Forcible Fondling	0	0
Incest	0	0
Statutory Rape	0	0
Kidnapping/Abduction	0	0
Total	2	1

TIBRS Group B Arrests		
Offense	Adult	Juvenile
Bad Checks	0	0
Curfew/Vagrancy	0	0
Disorderly Conduct	0	0
DUI	1	0
Drunkenness	1	0
Family-Non Violent	0	0
Liquor Law Violations	0	0
Peeping Tom	0	0
Trespass	0	0
All Other Offenses	2	0
Total Group B	4	0

TIBRS Group A Offenses	Offenses		Arrests	
	Reported	Cleared	Adult	Juvenile
Crimes Against Persons				
Murder	0	0	0	0
Negligent Manslaughter	0	0	0	0
Kidnapping/Abduction	0	0	0	0
Forcible Rape	0	0	0	0
Forcible Sodomy	0	0	0	0
Sexual Assault W/Object	0	0	0	0
Forcible Fondling	0	0	0	0
Incest	0	0	0	0
Statutory Rape	0	0	0	0
Aggravated Assault	0	0	0	0
Simple Assault	5	1	1	0
Intimidation	2	1	1	0
Stalking	0	0	0	0
Commercial Sex Acts	0	0	0	0
Involuntary Servitude	0	0	0	0
Crimes Against Property				
Arson	0	0	0	0
Bribery	0	0	0	0
Burglary	5	0	0	0
Counterfeiting/Forgery	0	0	0	0
Destruction/Damage/Vandalism	7	1	0	1
Embezzlement	0	0	0	0
Extortion/Blackmail	0	0	0	0
Fraud - False Pretenses	0	0	0	0
Fraud - Credit Card/ATM	0	0	0	0
Fraud - Impersonation	0	0	0	0
Fraud - Welfare	0	0	0	0
Fraud - Wire	0	0	0	0
Motor Vehicle Theft	0	0	0	0
Robbery	0	0	0	0
Stolen Property Offenses	0	0	0	0
Theft - Pocket-picking	0	0	0	0
Theft - Purse Snatching	0	0	0	0
Theft - Shoplifting	0	0	0	0
Theft From Building	2	0	0	0
Theft From Coin Machine	0	0	0	0
Theft From Motor Vehicle	0	0	0	0
Theft of Motor Vehicle Parts	0	0	0	0
Theft - All Other Larceny	4	0	0	0
Crimes Against Society				
Drug/Narcotic Violations	3	3	1	2
Drug/Narcotic Equipment Violations	1	0	0	0
Gambling - Betting/Wagering	0	0	0	0
Gambling - Operating/Promoting	0	0	0	0
Gambling - Equipment Violations	0	0	0	0
Gambling - Sports Tampering	0	0	0	0
Pornography/Obscene Material	0	0	0	0
Prostitution	0	0	0	0
Prostitution Assisting/Promoting	0	0	0	0
Purchasing Prostitution	0	0	0	0
Weapon Law Violations	0	0	0	0
Total Group A Offenses	29	6	3	3



Pigeon Forge Police Department - 2013

2012 Population Estimate	5,988
Offense Overview	
Offense Total	1,132
Number Cleared	360
Percent Cleared	31.80 %
Group A Crimes per 100,000 population	18,904.5
Arrest Overview	
Total Arrests	598
Adult Arrests	564
Juvenile Arrests	34
Unknown Age	0
Arrests per 100,000 population	9,986.6
Average number offenses/incident	1.12

Domestic Violence Victims		
Offense	Reported	Cleared
Murder	0	0
Aggravated Assault	10	7
Simple Assault	73	32
Intimidation	27	4
Stalking	1	1
Forcible Rape	0	0
Forcible Sodomy	1	1
Sexual Assault W/Object	0	0
Forcible Fondling	2	0
Incest	0	0
Statutory Rape	0	0
Kidnapping/Abduction	0	0
Total	114	45

TIBRS Group B Arrests		
Offense	Adult	Juvenile
Bad Checks	0	0
Curfew/Vagrancy	0	0
Disorderly Conduct	8	6
DUI	80	0
Drunkenness	89	1
Family-Non Violent	0	0
Liquor Law Violations	74	3
Peeping Tom	0	0
Trespass	6	0
All Other Offenses	23	5
Total Group B	280	15

TIBRS Group A Offenses	Offenses		Arrests	
	Reported	Cleared	Adult	Juvenile
Crimes Against Persons				
Murder	1	0	0	0
Negligent Manslaughter	0	0	0	0
Kidnapping/Abduction	3	3	1	0
Forcible Rape	2	1	1	0
Forcible Sodomy	2	1	1	0
Sexual Assault W/Object	0	0	0	0
Forcible Fondling	19	10	4	0
Incest	0	0	0	0
Statutory Rape	1	1	1	0
Aggravated Assault	31	17	14	0
Simple Assault	109	40	35	4
Intimidation	61	5	4	0
Stalking	2	2	2	0
Commercial Sex Acts	0	0	0	0
Involuntary Servitude	0	0	0	0
Crimes Against Property				
Arson	2	2	0	1
Bribery	0	0	0	0
Burglary	130	11	8	0
Counterfeiting/Forgery	18	7	5	0
Destruction/Damage/Vandalism	70	6	4	0
Embezzlement	27	8	7	0
Extortion/Blackmail	0	0	0	0
Fraud - False Pretenses	34	7	5	0
Fraud - Credit Card/ATM	29	3	3	0
Fraud - Impersonation	4	4	3	0
Fraud - Welfare	0	0	0	0
Fraud - Wire	1	0	0	0
Motor Vehicle Theft	46	9	6	0
Robbery	8	2	5	0
Stolen Property Offenses	3	3	3	3
Theft - Pocket-picking	0	0	0	0
Theft - Purse Snatching	1	1	1	0
Theft - Shoplifting	58	33	34	1
Theft From Building	95	13	12	0
Theft From Coin Machine	20	2	3	0
Theft From Motor Vehicle	90	10	7	2
Theft of Motor Vehicle Parts	25	2	2	0
Theft - All Other Larceny	82	10	12	1
Crimes Against Society				
Drug/Narcotic Violations	86	80	77	3
Drug/Narcotic Equipment Violations	61	59	20	4
Gambling - Betting/Wagering	0	0	0	0
Gambling - Operating/Promoting	0	0	0	0
Gambling - Equipment Violations	0	0	0	0
Gambling - Sports Tampering	0	0	0	0
Pornography/Obscene Material	5	2	1	0
Prostitution	0	0	0	0
Prostitution Assisting/Promoting	1	1	2	0
Purchasing Prostitution	0	0	0	0
Weapon Law Violations	5	5	1	0
Total Group A Offenses	1,132	360	284	19



Pikeville Police Department - 2013

2012 Population Estimate	1,601
Offense Overview	
Offense Total	118
Number Cleared	44
Percent Cleared	37.29 %
Group A Crimes per 100,000 population	7,370.4
Arrest Overview	
Total Arrests	96
Adult Arrests	96
Juvenile Arrests	0
Unknown Age	0
Arrests per 100,000 population	5,996.3
Average number offenses/incident	1.04

Domestic Violence Victims		
Offense	Reported	Cleared
Murder	0	0
Aggravated Assault	0	0
Simple Assault	1	1
Intimidation	0	0
Stalking	0	0
Forcible Rape	0	0
Forcible Sodomy	0	0
Sexual Assault W/Object	0	0
Forcible Fondling	0	0
Incest	0	0
Statutory Rape	0	0
Kidnapping/Abduction	0	0
Total	1	1

TIBRS Group B Arrests		
Offense	Adult	Juvenile
Bad Checks	0	0
Curfew/Vagrancy	0	0
Disorderly Conduct	5	0
DUI	16	0
Drunkenness	12	0
Family-Non Violent	3	0
Liquor Law Violations	4	0
Peeping Tom	0	0
Trespass	2	0
All Other Offenses	14	0
Total Group B	56	0

TIBRS Group A Offenses	Offenses		Arrests	
	Reported	Cleared	Adult	Juvenile
Crimes Against Persons				
Murder	0	0	0	0
Negligent Manslaughter	0	0	0	0
Kidnapping/Abduction	0	0	0	0
Forcible Rape	0	0	0	0
Forcible Sodomy	0	0	0	0
Sexual Assault W/Object	1	1	1	0
Forcible Fondling	0	0	0	0
Incest	0	0	0	0
Statutory Rape	0	0	0	0
Aggravated Assault	4	2	2	0
Simple Assault	18	16	15	0
Intimidation	0	0	0	0
Stalking	0	0	0	0
Commercial Sex Acts	0	0	0	0
Involuntary Servitude	0	0	0	0
Crimes Against Property				
Arson	0	0	0	0
Bribery	0	0	0	0
Burglary	15	0	0	0
Counterfeiting/Forgery	0	0	0	0
Destruction/Damage/Vandalism	19	3	2	0
Embezzlement	0	0	0	0
Extortion/Blackmail	0	0	0	0
Fraud - False Pretenses	0	0	0	0
Fraud - Credit Card/ATM	0	0	0	0
Fraud - Impersonation	0	0	0	0
Fraud - Welfare	0	0	0	0
Fraud - Wire	0	0	0	0
Motor Vehicle Theft	2	0	0	0
Robbery	0	0	0	0
Stolen Property Offenses	0	0	0	0
Theft - Pocket-picking	0	0	0	0
Theft - Purse Snatching	0	0	0	0
Theft - Shoplifting	2	1	1	0
Theft From Building	16	0	0	0
Theft From Coin Machine	0	0	0	0
Theft From Motor Vehicle	2	0	0	0
Theft of Motor Vehicle Parts	2	0	0	0
Theft - All Other Larceny	12	2	2	0
Crimes Against Society				
Drug/Narcotic Violations	20	15	14	0
Drug/Narcotic Equipment Violations	3	3	2	0
Gambling - Betting/Wagering	0	0	0	0
Gambling - Operating/Promoting	0	0	0	0
Gambling - Equipment Violations	0	0	0	0
Gambling - Sports Tampering	0	0	0	0
Pornography/Obscene Material	0	0	0	0
Prostitution	0	0	0	0
Prostitution Assisting/Promoting	0	0	0	0
Purchasing Prostitution	0	0	0	0
Weapon Law Violations	2	1	1	0
Total Group A Offenses	118	44	40	0



Piperton Police Department - 2013

2012 Population Estimate	1,486
Offense Overview	
Offense Total	31
Number Cleared	9
Percent Cleared	29.03 %
Group A Crimes per 100,000 population	2,086.1
Arrest Overview	
Total Arrests	18
Adult Arrests	17
Juvenile Arrests	1
Unknown Age	0
Arrests per 100,000 population	1,211.3
Average number offenses/incident	1.07

Domestic Violence Victims		
Offense	Reported	Cleared
Murder	0	0
Aggravated Assault	0	0
Simple Assault	2	2
Intimidation	1	0
Stalking	0	0
Forcible Rape	0	0
Forcible Sodomy	0	0
Sexual Assault W/Object	0	0
Forcible Fondling	0	0
Incest	0	0
Statutory Rape	0	0
Kidnapping/Abduction	0	0
Total	3	2

TIBRS Group B Arrests		
Offense	Adult	Juvenile
Bad Checks	0	0
Curfew/Vagrancy	0	0
Disorderly Conduct	0	0
DUI	6	0
Drunkenness	0	0
Family-Non Violent	0	0
Liquor Law Violations	2	1
Peeping Tom	0	0
Trespass	0	0
All Other Offenses	1	0
Total Group B	9	1

TIBRS Group A Offenses	Offenses		Arrests	
	Reported	Cleared	Adult	Juvenile
Crimes Against Persons				
Murder	0	0	0	0
Negligent Manslaughter	0	0	0	0
Kidnapping/Abduction	0	0	0	0
Forcible Rape	0	0	0	0
Forcible Sodomy	0	0	0	0
Sexual Assault W/Object	0	0	0	0
Forcible Fondling	0	0	0	0
Incest	0	0	0	0
Statutory Rape	0	0	0	0
Aggravated Assault	0	0	0	0
Simple Assault	2	2	2	0
Intimidation	3	0	0	0
Stalking	0	0	0	0
Commercial Sex Acts	0	0	0	0
Involuntary Servitude	0	0	0	0
Crimes Against Property				
Arson	0	0	0	0
Bribery	0	0	0	0
Burglary	1	0	0	0
Counterfeiting/Forgery	0	0	0	0
Destruction/Damage/Vandalism	2	0	0	0
Embezzlement	0	0	0	0
Extortion/Blackmail	0	0	0	0
Fraud - False Pretenses	0	0	0	0
Fraud - Credit Card/ATM	1	0	0	0
Fraud - Impersonation	0	0	0	0
Fraud - Welfare	0	0	0	0
Fraud - Wire	0	0	0	0
Motor Vehicle Theft	0	0	0	0
Robbery	0	0	0	0
Stolen Property Offenses	0	0	0	0
Theft - Pocket-picking	0	0	0	0
Theft - Purse Snatching	0	0	0	0
Theft - Shoplifting	1	1	1	0
Theft From Building	7	0	0	0
Theft From Coin Machine	0	0	0	0
Theft From Motor Vehicle	3	0	0	0
Theft of Motor Vehicle Parts	2	1	1	0
Theft - All Other Larceny	5	1	1	0
Crimes Against Society				
Drug/Narcotic Violations	1	1	1	0
Drug/Narcotic Equipment Violations	2	2	1	0
Gambling - Betting/Wagering	0	0	0	0
Gambling - Operating/Promoting	0	0	0	0
Gambling - Equipment Violations	0	0	0	0
Gambling - Sports Tampering	0	0	0	0
Pornography/Obscene Material	0	0	0	0
Prostitution	0	0	0	0
Prostitution Assisting/Promoting	0	0	0	0
Purchasing Prostitution	0	0	0	0
Weapon Law Violations	1	1	1	0
Total Group A Offenses	31	9	8	0



Pittman Center Police Department - 2013

2012 Population Estimate	528
Offense Overview	
Offense Total	14
Number Cleared	4
Percent Cleared	28.57 %
Group A Crimes per 100,000 population	2,651.5
Arrest Overview	
Total Arrests	3
Adult Arrests	3
Juvenile Arrests	0
Unknown Age	0
Arrests per 100,000 population	568.2
Average number offenses/incident	1.27

Domestic Violence Victims		
Offense	Reported	Cleared
Murder	0	0
Aggravated Assault	0	0
Simple Assault	0	0
Intimidation	0	0
Stalking	0	0
Forcible Rape	0	0
Forcible Sodomy	0	0
Sexual Assault W/Object	0	0
Forcible Fondling	0	0
Incest	0	0
Statutory Rape	0	0
Kidnapping/Abduction	0	0
Total	0	0

TIBRS Group B Arrests		
Offense	Adult	Juvenile
Bad Checks	0	0
Curfew/Vagrancy	0	0
Disorderly Conduct	0	0
DUI	0	0
Drunkenness	1	0
Family-Non Violent	0	0
Liquor Law Violations	0	0
Peeping Tom	0	0
Trespass	0	0
All Other Offenses	0	0
Total Group B	1	0

TIBRS Group A Offenses	Offenses		Arrests	
	Reported	Cleared	Adult	Juvenile
Crimes Against Persons				
Murder	0	0	0	0
Negligent Manslaughter	0	0	0	0
Kidnapping/Abduction	0	0	0	0
Forcible Rape	0	0	0	0
Forcible Sodomy	0	0	0	0
Sexual Assault W/Object	0	0	0	0
Forcible Fondling	0	0	0	0
Incest	0	0	0	0
Statutory Rape	0	0	0	0
Aggravated Assault	0	0	0	0
Simple Assault	3	3	1	0
Intimidation	0	0	0	0
Stalking	0	0	0	0
Commercial Sex Acts	0	0	0	0
Involuntary Servitude	0	0	0	0
Crimes Against Property				
Arson	0	0	0	0
Bribery	0	0	0	0
Burglary	3	0	0	0
Counterfeiting/Forgery	1	1	1	0
Destruction/Damage/Vandalism	1	0	0	0
Embezzlement	0	0	0	0
Extortion/Blackmail	0	0	0	0
Fraud - False Pretenses	0	0	0	0
Fraud - Credit Card/ATM	0	0	0	0
Fraud - Impersonation	0	0	0	0
Fraud - Welfare	0	0	0	0
Fraud - Wire	0	0	0	0
Motor Vehicle Theft	0	0	0	0
Robbery	0	0	0	0
Stolen Property Offenses	0	0	0	0
Theft - Pocket-picking	0	0	0	0
Theft - Purse Snatching	0	0	0	0
Theft - Shoplifting	0	0	0	0
Theft From Building	0	0	0	0
Theft From Coin Machine	0	0	0	0
Theft From Motor Vehicle	1	0	0	0
Theft of Motor Vehicle Parts	0	0	0	0
Theft - All Other Larceny	4	0	0	0
Crimes Against Society				
Drug/Narcotic Violations	1	0	0	0
Drug/Narcotic Equipment Violations	0	0	0	0
Gambling - Betting/Wagering	0	0	0	0
Gambling - Operating/Promoting	0	0	0	0
Gambling - Equipment Violations	0	0	0	0
Gambling - Sports Tampering	0	0	0	0
Pornography/Obscene Material	0	0	0	0
Prostitution	0	0	0	0
Prostitution Assisting/Promoting	0	0	0	0
Purchasing Prostitution	0	0	0	0
Weapon Law Violations	0	0	0	0
Total Group A Offenses	14	4	2	0



Plainview Police Department - 2013

2012 Population Estimate	2,101
Offense Overview	
Offense Total	85
Number Cleared	29
Percent Cleared	34.12 %
Group A Crimes per 100,000 population	4,045.7
Arrest Overview	
Total Arrests	36
Adult Arrests	31
Juvenile Arrests	5
Unknown Age	0
Arrests per 100,000 population	1,713.5
Average number offenses/incident	1.12

Domestic Violence Victims		
Offense	Reported	Cleared
Murder	0	0
Aggravated Assault	1	1
Simple Assault	12	12
Intimidation	2	0
Stalking	0	0
Forcible Rape	0	0
Forcible Sodomy	0	0
Sexual Assault W/Object	0	0
Forcible Fondling	0	0
Incest	0	0
Statutory Rape	0	0
Kidnapping/Abduction	0	0
Total	15	13

TIBRS Group B Arrests		
Offense	Adult	Juvenile
Bad Checks	0	0
Curfew/Vagrancy	0	0
Disorderly Conduct	2	2
DUI	2	0
Drunkenness	1	0
Family-Non Violent	0	0
Liquor Law Violations	0	0
Peeping Tom	0	0
Trespass	0	0
All Other Offenses	2	1
Total Group B	7	3

TIBRS Group A Offenses	Offenses		Arrests	
	Reported	Cleared	Adult	Juvenile
Crimes Against Persons				
Murder	0	0	0	0
Negligent Manslaughter	0	0	0	0
Kidnapping/Abduction	0	0	0	0
Forcible Rape	0	0	0	0
Forcible Sodomy	0	0	0	0
Sexual Assault W/Object	0	0	0	0
Forcible Fondling	1	0	0	0
Incest	0	0	0	0
Statutory Rape	0	0	0	0
Aggravated Assault	2	1	1	0
Simple Assault	14	13	11	1
Intimidation	3	0	0	0
Stalking	0	0	0	0
Commercial Sex Acts	0	0	0	0
Involuntary Servitude	0	0	0	0
Crimes Against Property				
Arson	0	0	0	0
Bribery	0	0	0	0
Burglary	14	3	5	0
Counterfeiting/Forgery	0	0	0	0
Destruction/Damage/Vandalism	13	1	0	0
Embezzlement	0	0	0	0
Extortion/Blackmail	0	0	0	0
Fraud - False Pretenses	0	0	0	0
Fraud - Credit Card/ATM	0	0	0	0
Fraud - Impersonation	0	0	0	0
Fraud - Welfare	0	0	0	0
Fraud - Wire	0	0	0	0
Motor Vehicle Theft	1	0	0	0
Robbery	0	0	0	0
Stolen Property Offenses	0	0	0	0
Theft - Pocket-picking	0	0	0	0
Theft - Purse Snatching	0	0	0	0
Theft - Shoplifting	0	0	0	0
Theft From Building	10	1	1	0
Theft From Coin Machine	0	0	0	0
Theft From Motor Vehicle	4	0	0	0
Theft of Motor Vehicle Parts	2	0	0	0
Theft - All Other Larceny	13	2	2	0
Crimes Against Society				
Drug/Narcotic Violations	4	4	3	1
Drug/Narcotic Equipment Violations	3	3	1	0
Gambling - Betting/Wagering	0	0	0	0
Gambling - Operating/Promoting	0	0	0	0
Gambling - Equipment Violations	0	0	0	0
Gambling - Sports Tampering	0	0	0	0
Pornography/Obscene Material	0	0	0	0
Prostitution	0	0	0	0
Prostitution Assisting/Promoting	0	0	0	0
Purchasing Prostitution	0	0	0	0
Weapon Law Violations	1	1	0	0
Total Group A Offenses	85	29	24	2



Pleasant View Police Department - 2013

2012 Population Estimate	4,190
Offense Overview	
Offense Total	105
Number Cleared	24
Percent Cleared	22.86 %
Group A Crimes per 100,000 population	2,506.0
Arrest Overview	
Total Arrests	30
Adult Arrests	29
Juvenile Arrests	1
Unknown Age	0
Arrests per 100,000 population	716.0
Average number offenses/incident	1.06

Domestic Violence Victims		
Offense	Reported	Cleared
Murder	0	0
Aggravated Assault	0	0
Simple Assault	6	4
Intimidation	2	1
Stalking	0	0
Forcible Rape	0	0
Forcible Sodomy	0	0
Sexual Assault W/Object	0	0
Forcible Fondling	0	0
Incest	0	0
Statutory Rape	0	0
Kidnapping/Abduction	0	0
Total	8	5

TIBRS Group B Arrests		
Offense	Adult	Juvenile
Bad Checks	0	0
Curfew/Vagrancy	0	0
Disorderly Conduct	0	0
DUI	5	0
Drunkenness	0	0
Family-Non Violent	0	0
Liquor Law Violations	0	0
Peeping Tom	0	0
Trespass	0	0
All Other Offenses	0	0
Total Group B	5	0

TIBRS Group A Offenses	Offenses		Arrests	
	Reported	Cleared	Adult	Juvenile
Crimes Against Persons				
Murder	0	0	0	0
Negligent Manslaughter	0	0	0	0
Kidnapping/Abduction	0	0	0	0
Forcible Rape	0	0	0	0
Forcible Sodomy	0	0	0	0
Sexual Assault W/Object	0	0	0	0
Forcible Fondling	4	4	4	0
Incest	0	0	0	0
Statutory Rape	0	0	0	0
Aggravated Assault	0	0	0	0
Simple Assault	10	5	3	0
Intimidation	6	1	1	0
Stalking	0	0	0	0
Commercial Sex Acts	0	0	0	0
Involuntary Servitude	0	0	0	0
Crimes Against Property				
Arson	2	0	0	0
Bribery	0	0	0	0
Burglary	14	3	6	0
Counterfeiting/Forgery	6	3	3	0
Destruction/Damage/Vandalism	16	0	0	0
Embezzlement	0	0	0	0
Extortion/Blackmail	0	0	0	0
Fraud - False Pretenses	0	0	0	0
Fraud - Credit Card/ATM	2	0	0	0
Fraud - Impersonation	0	0	0	0
Fraud - Welfare	0	0	0	0
Fraud - Wire	0	0	0	0
Motor Vehicle Theft	6	0	0	0
Robbery	0	0	0	0
Stolen Property Offenses	1	1	0	1
Theft - Pocket-picking	0	0	0	0
Theft - Purse Snatching	0	0	0	0
Theft - Shoplifting	1	0	0	0
Theft From Building	6	1	1	0
Theft From Coin Machine	0	0	0	0
Theft From Motor Vehicle	12	3	3	0
Theft of Motor Vehicle Parts	3	0	0	0
Theft - All Other Larceny	9	1	1	0
Crimes Against Society				
Drug/Narcotic Violations	3	1	1	0
Drug/Narcotic Equipment Violations	4	1	1	0
Gambling - Betting/Wagering	0	0	0	0
Gambling - Operating/Promoting	0	0	0	0
Gambling - Equipment Violations	0	0	0	0
Gambling - Sports Tampering	0	0	0	0
Pornography/Obscene Material	0	0	0	0
Prostitution	0	0	0	0
Prostitution Assisting/Promoting	0	0	0	0
Purchasing Prostitution	0	0	0	0
Weapon Law Violations	0	0	0	0
Total Group A Offenses	105	24	24	1



Portland Police Department - 2013

2012 Population Estimate	11,840
Offense Overview	
Offense Total	937
Number Cleared	517
Percent Cleared	55.18 %
Group A Crimes per 100,000 population	7,913.9
Arrest Overview	
Total Arrests	615
Adult Arrests	547
Juvenile Arrests	68
Unknown Age	0
Arrests per 100,000 population	5,194.3
Average number offenses/incident	1.24

Domestic Violence Victims		
Offense	Reported	Cleared
Murder	0	0
Aggravated Assault	23	22
Simple Assault	110	77
Intimidation	0	0
Stalking	1	0
Forcible Rape	0	0
Forcible Sodomy	0	0
Sexual Assault W/Object	0	0
Forcible Fondling	0	0
Incest	0	0
Statutory Rape	1	1
Kidnapping/Abduction	7	6
Total	142	106

TIBRS Group B Arrests		
Offense	Adult	Juvenile
Bad Checks	0	0
Curfew/Vagrancy	0	12
Disorderly Conduct	9	0
DUI	70	1
Drunkenness	33	0
Family-Non Violent	3	0
Liquor Law Violations	19	4
Peeping Tom	0	0
Trespass	0	0
All Other Offenses	62	4
Total Group B	196	21

TIBRS Group A Offenses	Offenses		Arrests	
	Reported	Cleared	Adult	Juvenile
Crimes Against Persons				
Murder	0	0	0	0
Negligent Manslaughter	0	0	0	0
Kidnapping/Abduction	8	7	6	0
Forcible Rape	3	1	0	1
Forcible Sodomy	0	0	0	0
Sexual Assault W/Object	0	0	0	0
Forcible Fondling	1	1	1	0
Incest	0	0	0	0
Statutory Rape	2	2	2	0
Aggravated Assault	46	36	26	3
Simple Assault	159	98	78	7
Intimidation	2	2	0	2
Stalking	2	0	0	0
Commercial Sex Acts	0	0	0	0
Involuntary Servitude	0	0	0	0
Crimes Against Property				
Arson	2	0	0	0
Bribery	0	0	0	0
Burglary	65	20	16	2
Counterfeiting/Forgery	25	18	14	0
Destruction/Damage/Vandalism	81	13	3	1
Embezzlement	2	1	0	0
Extortion/Blackmail	1	1	0	0
Fraud - False Pretenses	21	11	4	0
Fraud - Credit Card/ATM	22	3	0	0
Fraud - Impersonation	9	5	2	0
Fraud - Welfare	0	0	0	0
Fraud - Wire	0	0	0	0
Motor Vehicle Theft	12	6	6	0
Robbery	7	3	2	0
Stolen Property Offenses	2	2	3	0
Theft - Pocket-picking	0	0	0	0
Theft - Purse Snatching	0	0	0	0
Theft - Shoplifting	52	41	37	8
Theft From Building	60	8	4	0
Theft From Coin Machine	1	0	0	0
Theft From Motor Vehicle	22	3	2	0
Theft of Motor Vehicle Parts	23	1	0	0
Theft - All Other Larceny	86	18	16	3
Crimes Against Society				
Drug/Narcotic Violations	107	106	102	12
Drug/Narcotic Equipment Violations	96	94	23	4
Gambling - Betting/Wagering	0	0	0	0
Gambling - Operating/Promoting	0	0	0	0
Gambling - Equipment Violations	0	0	0	0
Gambling - Sports Tampering	0	0	0	0
Pornography/Obscene Material	3	1	0	0
Prostitution	0	0	0	0
Prostitution Assisting/Promoting	0	0	0	0
Purchasing Prostitution	0	0	0	0
Weapon Law Violations	15	15	4	4
Total Group A Offenses	937	517	351	47



Powell's Crossroads Police Department - 2013

2012 Population Estimate	1,321
Offense Overview	
Offense Total	0
Number Cleared	0
Percent Cleared	0.00 %
Group A Crimes per 100,000 population	0.0
Arrest Overview	
Total Arrests	0
Adult Arrests	0
Juvenile Arrests	0
Unknown Age	0
Arrests per 100,000 population	0.0
Average number offenses/incident	0.00

Domestic Violence Victims		
Offense	Reported	Cleared
Murder	0	0
Aggravated Assault	0	0
Simple Assault	0	0
Intimidation	0	0
Stalking	0	0
Forcible Rape	0	0
Forcible Sodomy	0	0
Sexual Assault W/Object	0	0
Forcible Fondling	0	0
Incest	0	0
Statutory Rape	0	0
Kidnapping/Abduction	0	0
Total	0	0

TIBRS Group B Arrests		
Offense	Adult	Juvenile
Bad Checks	0	0
Curfew/Vagrancy	0	0
Disorderly Conduct	0	0
DUI	0	0
Drunkenness	0	0
Family-Non Violent	0	0
Liquor Law Violations	0	0
Peeping Tom	0	0
Trespass	0	0
All Other Offenses	0	0
Total Group B	0	0

TIBRS Group A Offenses	Offenses		Arrests	
	Reported	Cleared	Adult	Juvenile
Crimes Against Persons				
Murder	0	0	0	0
Negligent Manslaughter	0	0	0	0
Kidnapping/Abduction	0	0	0	0
Forcible Rape	0	0	0	0
Forcible Sodomy	0	0	0	0
Sexual Assault W/Object	0	0	0	0
Forcible Fondling	0	0	0	0
Incest	0	0	0	0
Statutory Rape	0	0	0	0
Aggravated Assault	0	0	0	0
Simple Assault	0	0	0	0
Intimidation	0	0	0	0
Stalking	0	0	0	0
Commercial Sex Acts	0	0	0	0
Involuntary Servitude	0	0	0	0
Crimes Against Property				
Arson	0	0	0	0
Bribery	0	0	0	0
Burglary	0	0	0	0
Counterfeiting/Forgery	0	0	0	0
Destruction/Damage/Vandalism	0	0	0	0
Embezzlement	0	0	0	0
Extortion/Blackmail	0	0	0	0
Fraud - False Pretenses	0	0	0	0
Fraud - Credit Card/ATM	0	0	0	0
Fraud - Impersonation	0	0	0	0
Fraud - Welfare	0	0	0	0
Fraud - Wire	0	0	0	0
Motor Vehicle Theft	0	0	0	0
Robbery	0	0	0	0
Stolen Property Offenses	0	0	0	0
Theft - Pocket-picking	0	0	0	0
Theft - Purse Snatching	0	0	0	0
Theft - Shoplifting	0	0	0	0
Theft From Building	0	0	0	0
Theft From Coin Machine	0	0	0	0
Theft From Motor Vehicle	0	0	0	0
Theft of Motor Vehicle Parts	0	0	0	0
Theft - All Other Larceny	0	0	0	0
Crimes Against Society				
Drug/Narcotic Violations	0	0	0	0
Drug/Narcotic Equipment Violations	0	0	0	0
Gambling - Betting/Wagering	0	0	0	0
Gambling - Operating/Promoting	0	0	0	0
Gambling - Equipment Violations	0	0	0	0
Gambling - Sports Tampering	0	0	0	0
Pornography/Obscene Material	0	0	0	0
Prostitution	0	0	0	0
Prostitution Assisting/Promoting	0	0	0	0
Purchasing Prostitution	0	0	0	0
Weapon Law Violations	0	0	0	0
Total Group A Offenses	0	0	0	0



Pulaski Police Department - 2013

2012 Population Estimate	7,748
Offense Overview	
Offense Total	1,008
Number Cleared	544
Percent Cleared	53.97 %
Group A Crimes per 100,000 population	13,009.8
Arrest Overview	
Total Arrests	604
Adult Arrests	563
Juvenile Arrests	41
Unknown Age	0
Arrests per 100,000 population	7,795.6
Average number offenses/incident	1.14

Domestic Violence Victims		
Offense	Reported	Cleared
Murder	0	0
Aggravated Assault	25	21
Simple Assault	96	71
Intimidation	7	2
Stalking	1	1
Forcible Rape	2	0
Forcible Sodomy	0	0
Sexual Assault W/Object	1	0
Forcible Fondling	1	1
Incest	0	0
Statutory Rape	2	0
Kidnapping/Abduction	1	0
Total	136	96

TIBRS Group B Arrests		
Offense	Adult	Juvenile
Bad Checks	0	0
Curfew/Vagrancy	0	0
Disorderly Conduct	10	4
DUI	20	0
Drunkenness	31	1
Family-Non Violent	0	0
Liquor Law Violations	1	1
Peeping Tom	0	0
Trespass	13	2
All Other Offenses	46	2
Total Group B	121	10

	Offenses		Arrests	
	Reported	Cleared	Adult	Juvenile
TIBRS Group A Offenses				
Crimes Against Persons				
Murder	2	2	2	0
Negligent Manslaughter	0	0	0	0
Kidnapping/Abduction	1	0	0	0
Forcible Rape	4	1	2	1
Forcible Sodomy	0	0	0	0
Sexual Assault W/Object	1	0	0	0
Forcible Fondling	4	3	1	0
Incest	0	0	0	0
Statutory Rape	3	1	0	0
Aggravated Assault	50	33	18	0
Simple Assault	176	103	93	4
Intimidation	20	6	3	0
Stalking	2	1	0	0
Commercial Sex Acts	0	0	0	0
Involuntary Servitude	0	0	0	0
Crimes Against Property				
Arson	0	0	0	0
Bribery	0	0	0	0
Burglary	57	17	10	1
Counterfeiting/Forgery	36	20	9	0
Destruction/Damage/Vandalism	122	43	35	2
Embezzlement	8	8	1	0
Extortion/Blackmail	0	0	0	0
Fraud - False Pretenses	57	37	20	0
Fraud - Credit Card/ATM	6	0	0	0
Fraud - Impersonation	25	19	2	0
Fraud - Welfare	0	0	0	0
Fraud - Wire	1	0	0	0
Motor Vehicle Theft	9	7	2	2
Robbery	3	1	4	0
Stolen Property Offenses	0	0	0	0
Theft - Pocket-picking	0	0	0	0
Theft - Purse Snatching	0	0	0	0
Theft - Shoplifting	90	71	71	6
Theft From Building	80	20	29	7
Theft From Coin Machine	5	1	1	0
Theft From Motor Vehicle	28	12	9	1
Theft of Motor Vehicle Parts	16	2	0	0
Theft - All Other Larceny	56	6	11	1
Crimes Against Society				
Drug/Narcotic Violations	109	96	101	5
Drug/Narcotic Equipment Violations	33	31	17	0
Gambling - Betting/Wagering	0	0	0	0
Gambling - Operating/Promoting	0	0	0	0
Gambling - Equipment Violations	0	0	0	0
Gambling - Sports Tampering	0	0	0	0
Pornography/Obscene Material	0	0	0	0
Prostitution	0	0	0	0
Prostitution Assisting/Promoting	0	0	0	0
Purchasing Prostitution	0	0	0	0
Weapon Law Violations	4	3	1	1
Total Group A Offenses	1,008	544	442	31



Purveyor Police Department - 2013

2012 Population Estimate	672
Offense Overview	
Offense Total	24
Number Cleared	6
Percent Cleared	25.00 %
Group A Crimes per 100,000 population	3,571.4
Arrest Overview	
Total Arrests	10
Adult Arrests	10
Juvenile Arrests	0
Unknown Age	0
Arrests per 100,000 population	1,488.1
Average number offenses/incident	1.14

Domestic Violence Victims		
Offense	Reported	Cleared
Murder	0	0
Aggravated Assault	0	0
Simple Assault	1	1
Intimidation	0	0
Stalking	0	0
Forcible Rape	0	0
Forcible Sodomy	0	0
Sexual Assault W/Object	0	0
Forcible Fondling	0	0
Incest	0	0
Statutory Rape	0	0
Kidnapping/Abduction	0	0
Total	1	1

TIBRS Group B Arrests		
Offense	Adult	Juvenile
Bad Checks	0	0
Curfew/Vagrancy	0	0
Disorderly Conduct	1	0
DUI	2	0
Drunkenness	0	0
Family-Non Violent	0	0
Liquor Law Violations	1	0
Peeping Tom	0	0
Trespass	0	0
All Other Offenses	1	0
Total Group B	5	0

TIBRS Group A Offenses	Offenses		Arrests	
	Reported	Cleared	Adult	Juvenile
Crimes Against Persons				
Murder	0	0	0	0
Negligent Manslaughter	0	0	0	0
Kidnapping/Abduction	0	0	0	0
Forcible Rape	0	0	0	0
Forcible Sodomy	0	0	0	0
Sexual Assault W/Object	0	0	0	0
Forcible Fondling	0	0	0	0
Incest	0	0	0	0
Statutory Rape	0	0	0	0
Aggravated Assault	0	0	0	0
Simple Assault	5	2	2	0
Intimidation	1	0	0	0
Stalking	0	0	0	0
Commercial Sex Acts	0	0	0	0
Involuntary Servitude	0	0	0	0
Crimes Against Property				
Arson	0	0	0	0
Bribery	0	0	0	0
Burglary	1	0	0	0
Counterfeiting/Forgery	0	0	0	0
Destruction/Damage/Vandalism	2	1	1	0
Embezzlement	0	0	0	0
Extortion/Blackmail	0	0	0	0
Fraud - False Pretenses	1	0	0	0
Fraud - Credit Card/ATM	0	0	0	0
Fraud - Impersonation	1	0	0	0
Fraud - Welfare	0	0	0	0
Fraud - Wire	0	0	0	0
Motor Vehicle Theft	1	0	0	0
Robbery	1	0	0	0
Stolen Property Offenses	0	0	0	0
Theft - Pocket-picking	0	0	0	0
Theft - Purse Snatching	0	0	0	0
Theft - Shoplifting	1	0	0	0
Theft From Building	4	2	1	0
Theft From Coin Machine	0	0	0	0
Theft From Motor Vehicle	2	0	0	0
Theft of Motor Vehicle Parts	2	0	0	0
Theft - All Other Larceny	1	0	0	0
Crimes Against Society				
Drug/Narcotic Violations	0	0	0	0
Drug/Narcotic Equipment Violations	1	1	1	0
Gambling - Betting/Wagering	0	0	0	0
Gambling - Operating/Promoting	0	0	0	0
Gambling - Equipment Violations	0	0	0	0
Gambling - Sports Tampering	0	0	0	0
Pornography/Obscene Material	0	0	0	0
Prostitution	0	0	0	0
Prostitution Assisting/Promoting	0	0	0	0
Purchasing Prostitution	0	0	0	0
Weapon Law Violations	0	0	0	0
Total Group A Offenses	24	6	5	0



Red Bank Police Department - 2013

2012 Population Estimate	11,817
Offense Overview	
Offense Total	1,227
Number Cleared	602
Percent Cleared	49.06 %
Group A Crimes per 100,000 population	10,383.3
Arrest Overview	
Total Arrests	982
Adult Arrests	954
Juvenile Arrests	28
Unknown Age	0
Arrests per 100,000 population	8,310.1
Average number offenses/incident	1.19

Domestic Violence Victims		
Offense	Reported	Cleared
Murder	0	0
Aggravated Assault	33	30
Simple Assault	88	74
Intimidation	2	1
Stalking	2	2
Forcible Rape	2	1
Forcible Sodomy	0	0
Sexual Assault W/Object	1	1
Forcible Fondling	2	1
Incest	0	0
Statutory Rape	0	0
Kidnapping/Abduction	2	2
Total	132	112

TIBRS Group B Arrests		
Offense	Adult	Juvenile
Bad Checks	1	0
Curfew/Vagrancy	0	0
Disorderly Conduct	9	1
DUI	211	1
Drunkenness	18	3
Family-Non Violent	0	0
Liquor Law Violations	8	2
Peeping Tom	0	0
Trespass	2	0
All Other Offenses	275	3
Total Group B	524	10

TIBRS Group A Offenses	Offenses		Arrests	
	Reported	Cleared	Adult	Juvenile
Crimes Against Persons				
Murder	1	1	2	0
Negligent Manslaughter	0	0	0	0
Kidnapping/Abduction	2	2	7	0
Forcible Rape	7	3	0	0
Forcible Sodomy	1	0	0	0
Sexual Assault W/Object	1	1	0	0
Forcible Fondling	8	1	1	0
Incest	0	0	0	0
Statutory Rape	1	0	0	0
Aggravated Assault	59	53	36	3
Simple Assault	157	114	77	10
Intimidation	9	3	3	0
Stalking	2	2	2	0
Commercial Sex Acts	0	0	0	0
Involuntary Servitude	0	0	0	0
Crimes Against Property				
Arson	4	2	1	0
Bribery	0	0	0	0
Burglary	128	29	19	1
Counterfeiting/Forgery	18	9	2	0
Destruction/Damage/Vandalism	115	23	5	1
Embezzlement	0	0	0	0
Extortion/Blackmail	0	0	0	0
Fraud - False Pretenses	6	2	11	0
Fraud - Credit Card/ATM	16	4	2	0
Fraud - Impersonation	9	6	5	0
Fraud - Welfare	0	0	0	0
Fraud - Wire	1	0	0	0
Motor Vehicle Theft	42	15	9	0
Robbery	7	2	2	0
Stolen Property Offenses	1	1	0	0
Theft - Pocket-picking	0	0	3	0
Theft - Purse Snatching	0	0	0	0
Theft - Shoplifting	103	46	47	0
Theft From Building	73	15	13	0
Theft From Coin Machine	1	0	0	0
Theft From Motor Vehicle	80	9	4	1
Theft of Motor Vehicle Parts	15	0	0	0
Theft - All Other Larceny	99	16	15	0
Crimes Against Society				
Drug/Narcotic Violations	149	137	118	2
Drug/Narcotic Equipment Violations	92	86	35	0
Gambling - Betting/Wagering	0	0	0	0
Gambling - Operating/Promoting	0	0	0	0
Gambling - Equipment Violations	0	0	0	0
Gambling - Sports Tampering	0	0	0	0
Pornography/Obscene Material	0	0	0	0
Prostitution	0	0	0	0
Prostitution Assisting/Promoting	0	0	0	0
Purchasing Prostitution	0	0	0	0
Weapon Law Violations	20	20	11	0
Total Group A Offenses	1,227	602	430	18



Red Boiling Springs Police Department - 2013

2012 Population Estimate	1,117
Offense Overview	
Offense Total	109
Number Cleared	67
Percent Cleared	61.47 %
Group A Crimes per 100,000 population	9,758.3
Arrest Overview	
Total Arrests	97
Adult Arrests	88
Juvenile Arrests	9
Unknown Age	0
Arrests per 100,000 population	8,684.0
Average number offenses/incident	1.20

Domestic Violence Victims		
Offense	Reported	Cleared
Murder	0	0
Aggravated Assault	1	1
Simple Assault	3	3
Intimidation	1	1
Stalking	0	0
Forcible Rape	0	0
Forcible Sodomy	0	0
Sexual Assault W/Object	0	0
Forcible Fondling	2	2
Incest	0	0
Statutory Rape	0	0
Kidnapping/Abduction	0	0
Total	7	7

TIBRS Group B Arrests		
Offense	Adult	Juvenile
Bad Checks	0	0
Curfew/Vagrancy	0	0
Disorderly Conduct	0	0
DUI	14	0
Drunkenness	11	1
Family-Non Violent	0	0
Liquor Law Violations	1	0
Peeping Tom	0	0
Trespass	2	0
All Other Offenses	3	0
Total Group B	31	1

TIBRS Group A Offenses	Offenses		Arrests	
	Reported	Cleared	Adult	Juvenile
Crimes Against Persons				
Murder	0	0	0	0
Negligent Manslaughter	0	0	0	0
Kidnapping/Abduction	0	0	0	0
Forcible Rape	0	0	0	0
Forcible Sodomy	0	0	0	0
Sexual Assault W/Object	0	0	0	0
Forcible Fondling	2	2	1	0
Incest	0	0	0	0
Statutory Rape	0	0	0	0
Aggravated Assault	1	1	1	0
Simple Assault	8	6	5	0
Intimidation	3	2	1	0
Stalking	2	0	0	0
Commercial Sex Acts	0	0	0	0
Involuntary Servitude	0	0	0	0
Crimes Against Property				
Arson	0	0	0	0
Bribery	0	0	0	0
Burglary	6	1	1	1
Counterfeiting/Forgery	0	0	0	0
Destruction/Damage/Vandalism	16	2	1	0
Embezzlement	1	1	1	0
Extortion/Blackmail	0	0	0	0
Fraud - False Pretenses	0	0	0	0
Fraud - Credit Card/ATM	0	0	0	0
Fraud - Impersonation	1	1	1	0
Fraud - Welfare	0	0	0	0
Fraud - Wire	0	0	0	0
Motor Vehicle Theft	2	1	1	0
Robbery	0	0	0	0
Stolen Property Offenses	0	0	0	0
Theft - Pocket-picking	1	1	1	0
Theft - Purse Snatching	0	0	0	0
Theft - Shoplifting	2	1	1	0
Theft From Building	16	6	5	1
Theft From Coin Machine	0	0	0	0
Theft From Motor Vehicle	4	0	0	0
Theft of Motor Vehicle Parts	0	0	0	0
Theft - All Other Larceny	4	2	3	1
Crimes Against Society				
Drug/Narcotic Violations	24	24	20	3
Drug/Narcotic Equipment Violations	14	14	12	2
Gambling - Betting/Wagering	0	0	0	0
Gambling - Operating/Promoting	0	0	0	0
Gambling - Equipment Violations	0	0	0	0
Gambling - Sports Tampering	0	0	0	0
Pornography/Obscene Material	0	0	0	0
Prostitution	0	0	0	0
Prostitution Assisting/Promoting	0	0	0	0
Purchasing Prostitution	0	0	0	0
Weapon Law Violations	2	2	2	0
Total Group A Offenses	109	67	57	8



Ridgely Police Department - 2013

2012 Population Estimate	1,748
Offense Overview	
Offense Total	35
Number Cleared	29
Percent Cleared	82.86 %
Group A Crimes per 100,000 population	2,002.3
Arrest Overview	
Total Arrests	42
Adult Arrests	36
Juvenile Arrests	6
Unknown Age	0
Arrests per 100,000 population	2,402.7
Average number offenses/incident	1.17

Domestic Violence Victims		
Offense	Reported	Cleared
Murder	0	0
Aggravated Assault	0	0
Simple Assault	5	5
Intimidation	0	0
Stalking	0	0
Forcible Rape	0	0
Forcible Sodomy	0	0
Sexual Assault W/Object	0	0
Forcible Fondling	0	0
Incest	0	0
Statutory Rape	0	0
Kidnapping/Abduction	0	0
Total	5	5

TIBRS Group B Arrests		
Offense	Adult	Juvenile
Bad Checks	0	0
Curfew/Vagrancy	0	0
Disorderly Conduct	4	0
DUI	4	0
Drunkenness	1	0
Family-Non Violent	0	0
Liquor Law Violations	0	0
Peeping Tom	0	0
Trespass	1	2
All Other Offenses	1	0
Total Group B	11	2

TIBRS Group A Offenses	Offenses		Arrests	
	Reported	Cleared	Adult	Juvenile
Crimes Against Persons				
Murder	0	0	0	0
Negligent Manslaughter	0	0	0	0
Kidnapping/Abduction	0	0	0	0
Forcible Rape	0	0	0	0
Forcible Sodomy	0	0	0	0
Sexual Assault W/Object	0	0	0	0
Forcible Fondling	0	0	0	0
Incest	0	0	0	0
Statutory Rape	0	0	0	0
Aggravated Assault	2	2	1	1
Simple Assault	7	7	6	0
Intimidation	0	0	0	0
Stalking	0	0	0	0
Commercial Sex Acts	0	0	0	0
Involuntary Servitude	0	0	0	0
Crimes Against Property				
Arson	0	0	0	0
Bribery	0	0	0	0
Burglary	5	3	3	3
Counterfeiting/Forgery	1	1	2	0
Destruction/Damage/Vandalism	2	1	1	0
Embezzlement	0	0	0	0
Extortion/Blackmail	0	0	0	0
Fraud - False Pretenses	1	1	0	0
Fraud - Credit Card/ATM	0	0	0	0
Fraud - Impersonation	0	0	0	0
Fraud - Welfare	0	0	0	0
Fraud - Wire	0	0	0	0
Motor Vehicle Theft	0	0	0	0
Robbery	1	1	2	0
Stolen Property Offenses	1	1	0	0
Theft - Pocket-picking	0	0	0	0
Theft - Purse Snatching	0	0	0	0
Theft - Shoplifting	3	3	3	0
Theft From Building	0	0	0	0
Theft From Coin Machine	0	0	0	0
Theft From Motor Vehicle	1	0	0	0
Theft of Motor Vehicle Parts	1	0	0	0
Theft - All Other Larceny	3	2	2	0
Crimes Against Society				
Drug/Narcotic Violations	4	4	4	0
Drug/Narcotic Equipment Violations	1	1	0	0
Gambling - Betting/Wagering	0	0	0	0
Gambling - Operating/Promoting	0	0	0	0
Gambling - Equipment Violations	0	0	0	0
Gambling - Sports Tampering	0	0	0	0
Pornography/Obscene Material	0	0	0	0
Prostitution	0	0	0	0
Prostitution Assisting/Promoting	0	0	0	0
Purchasing Prostitution	0	0	0	0
Weapon Law Violations	2	2	1	0
Total Group A Offenses	35	29	25	4



Ridgetop Police Department - 2013

2012 Population Estimate	1,930
Offense Overview	
Offense Total	37
Number Cleared	23
Percent Cleared	62.16 %
Group A Crimes per 100,000 population	1,917.1
Arrest Overview	
Total Arrests	40
Adult Arrests	35
Juvenile Arrests	5
Unknown Age	0
Arrests per 100,000 population	2,072.5
Average number offenses/incident	1.00

Domestic Violence Victims		
Offense	Reported	Cleared
Murder	0	0
Aggravated Assault	1	1
Simple Assault	5	5
Intimidation	0	0
Stalking	0	0
Forcible Rape	0	0
Forcible Sodomy	0	0
Sexual Assault W/Object	0	0
Forcible Fondling	0	0
Incest	0	0
Statutory Rape	1	1
Kidnapping/Abduction	0	0
Total	7	7

TIBRS Group B Arrests		
Offense	Adult	Juvenile
Bad Checks	0	0
Curfew/Vagrancy	0	0
Disorderly Conduct	0	0
DUI	11	0
Drunkenness	2	0
Family-Non Violent	0	0
Liquor Law Violations	0	0
Peeping Tom	0	0
Trespass	0	0
All Other Offenses	0	2
Total Group B	13	2

TIBRS Group A Offenses	Offenses		Arrests	
	Reported	Cleared	Adult	Juvenile
Crimes Against Persons				
Murder	0	0	0	0
Negligent Manslaughter	0	0	0	0
Kidnapping/Abduction	0	0	0	0
Forcible Rape	0	0	0	0
Forcible Sodomy	0	0	0	0
Sexual Assault W/Object	0	0	0	0
Forcible Fondling	0	0	0	0
Incest	0	0	0	0
Statutory Rape	1	1	1	0
Aggravated Assault	1	1	1	0
Simple Assault	5	5	3	1
Intimidation	1	1	0	0
Stalking	0	0	0	0
Commercial Sex Acts	0	0	0	0
Involuntary Servitude	0	0	0	0
Crimes Against Property				
Arson	0	0	0	0
Bribery	0	0	0	0
Burglary	2	0	0	0
Counterfeiting/Forgery	0	0	0	0
Destruction/Damage/Vandalism	4	1	1	0
Embezzlement	0	0	0	0
Extortion/Blackmail	0	0	0	0
Fraud - False Pretenses	0	0	0	0
Fraud - Credit Card/ATM	0	0	0	0
Fraud - Impersonation	0	0	0	0
Fraud - Welfare	0	0	0	0
Fraud - Wire	0	0	0	0
Motor Vehicle Theft	3	3	3	2
Robbery	0	0	0	0
Stolen Property Offenses	0	0	0	0
Theft - Pocket-picking	0	0	0	0
Theft - Purse Snatching	0	0	0	0
Theft - Shoplifting	4	4	6	0
Theft From Building	1	0	0	0
Theft From Coin Machine	0	0	0	0
Theft From Motor Vehicle	6	1	1	0
Theft of Motor Vehicle Parts	0	0	0	0
Theft - All Other Larceny	3	0	0	0
Crimes Against Society				
Drug/Narcotic Violations	3	3	3	0
Drug/Narcotic Equipment Violations	2	2	2	0
Gambling - Betting/Wagering	0	0	0	0
Gambling - Operating/Promoting	0	0	0	0
Gambling - Equipment Violations	0	0	0	0
Gambling - Sports Tampering	0	0	0	0
Pornography/Obscene Material	0	0	0	0
Prostitution	0	0	0	0
Prostitution Assisting/Promoting	0	0	0	0
Purchasing Prostitution	0	0	0	0
Weapon Law Violations	1	1	1	0
Total Group A Offenses	37	23	22	3



Ripley Police Department - 2013

2012 Population Estimate	8,385
Offense Overview	
Offense Total	1,150
Number Cleared	367
Percent Cleared	31.91 %
Group A Crimes per 100,000 population	13,715.0
Arrest Overview	
Total Arrests	491
Adult Arrests	438
Juvenile Arrests	53
Unknown Age	0
Arrests per 100,000 population	5,855.7
Average number offenses/incident	1.21

Domestic Violence Victims		
Offense	Reported	Cleared
Murder	0	0
Aggravated Assault	44	32
Simple Assault	98	54
Intimidation	21	1
Stalking	0	0
Forcible Rape	2	2
Forcible Sodomy	1	1
Sexual Assault W/Object	0	0
Forcible Fondling	0	0
Incest	0	0
Statutory Rape	0	0
Kidnapping/Abduction	4	3
Total	170	93

TIBRS Group B Arrests		
Offense	Adult	Juvenile
Bad Checks	0	0
Curfew/Vagrancy	0	1
Disorderly Conduct	18	0
DUI	23	0
Drunkenness	17	0
Family-Non Violent	1	0
Liquor Law Violations	3	0
Peeping Tom	0	0
Trespass	11	1
All Other Offenses	71	0
Total Group B	144	2

TIBRS Group A Offenses	Offenses		Arrests	
	Reported	Cleared	Adult	Juvenile
Crimes Against Persons				
Murder	1	0	0	0
Negligent Manslaughter	0	0	0	0
Kidnapping/Abduction	6	4	0	0
Forcible Rape	5	3	3	0
Forcible Sodomy	2	2	0	2
Sexual Assault W/Object	0	0	0	0
Forcible Fondling	4	3	1	0
Incest	0	0	0	0
Statutory Rape	1	1	1	0
Aggravated Assault	126	56	41	5
Simple Assault	170	73	65	2
Intimidation	82	6	2	0
Stalking	1	0	0	0
Commercial Sex Acts	0	0	0	0
Involuntary Servitude	0	0	0	0
Crimes Against Property				
Arson	6	0	0	0
Bribery	0	0	0	0
Burglary	183	28	26	18
Counterfeiting/Forgery	15	4	1	0
Destruction/Damage/Vandalism	138	30	17	5
Embezzlement	6	1	1	0
Extortion/Blackmail	0	0	0	0
Fraud - False Pretenses	34	6	4	0
Fraud - Credit Card/ATM	16	0	0	0
Fraud - Impersonation	9	3	3	0
Fraud - Welfare	0	0	0	0
Fraud - Wire	3	0	0	0
Motor Vehicle Theft	15	4	3	0
Robbery	12	2	1	0
Stolen Property Offenses	0	0	0	0
Theft - Pocket-picking	0	0	0	0
Theft - Purse Snatching	1	0	0	0
Theft - Shoplifting	88	80	85	16
Theft From Building	49	5	4	2
Theft From Coin Machine	1	0	0	0
Theft From Motor Vehicle	34	1	0	0
Theft of Motor Vehicle Parts	22	0	0	0
Theft - All Other Larceny	71	10	11	0
Crimes Against Society				
Drug/Narcotic Violations	26	25	16	1
Drug/Narcotic Equipment Violations	9	9	2	0
Gambling - Betting/Wagering	0	0	0	0
Gambling - Operating/Promoting	0	0	0	0
Gambling - Equipment Violations	0	0	0	0
Gambling - Sports Tampering	0	0	0	0
Pornography/Obscene Material	1	0	0	0
Prostitution	0	0	0	0
Prostitution Assisting/Promoting	0	0	0	0
Purchasing Prostitution	0	0	0	0
Weapon Law Violations	13	11	7	0
Total Group A Offenses	1,150	367	294	51



Rockwood Police Department - 2013

2012 Population Estimate	5,494
Offense Overview	
Offense Total	637
Number Cleared	322
Percent Cleared	50.55 %
Group A Crimes per 100,000 population	11,594.5
Arrest Overview	
Total Arrests	379
Adult Arrests	372
Juvenile Arrests	7
Unknown Age	0
Arrests per 100,000 population	6,898.4
Average number offenses/incident	1.07

Domestic Violence Victims		
Offense	Reported	Cleared
Murder	0	0
Aggravated Assault	4	4
Simple Assault	26	23
Intimidation	4	1
Stalking	0	0
Forcible Rape	0	0
Forcible Sodomy	0	0
Sexual Assault W/Object	0	0
Forcible Fondling	0	0
Incest	0	0
Statutory Rape	0	0
Kidnapping/Abduction	0	0
Total	34	28

TIBRS Group B Arrests		
Offense	Adult	Juvenile
Bad Checks	1	0
Curfew/Vagrancy	0	0
Disorderly Conduct	6	0
DUI	27	0
Drunkenness	20	0
Family-Non Violent	1	0
Liquor Law Violations	3	2
Peeping Tom	0	0
Trespass	13	0
All Other Offenses	17	0
Total Group B	88	2

TIBRS Group A Offenses	Offenses		Arrests	
	Reported	Cleared	Adult	Juvenile
Crimes Against Persons				
Murder	0	0	0	0
Negligent Manslaughter	0	0	0	0
Kidnapping/Abduction	0	0	0	0
Forcible Rape	0	0	0	0
Forcible Sodomy	0	0	0	0
Sexual Assault W/Object	0	0	0	0
Forcible Fondling	1	0	0	0
Incest	0	0	0	0
Statutory Rape	0	0	0	0
Aggravated Assault	20	19	15	1
Simple Assault	52	42	36	1
Intimidation	15	1	1	0
Stalking	0	0	0	0
Commercial Sex Acts	0	0	0	0
Involuntary Servitude	0	0	0	0
Crimes Against Property				
Arson	0	0	0	0
Bribery	0	0	0	0
Burglary	69	11	7	0
Counterfeiting/Forgery	12	9	5	0
Destruction/Damage/Vandalism	65	15	11	0
Embezzlement	0	0	0	0
Extortion/Blackmail	0	0	0	0
Fraud - False Pretenses	0	0	0	0
Fraud - Credit Card/ATM	16	2	1	1
Fraud - Impersonation	0	0	0	0
Fraud - Welfare	0	0	0	0
Fraud - Wire	0	0	0	0
Motor Vehicle Theft	10	3	3	0
Robbery	1	0	0	0
Stolen Property Offenses	0	0	0	0
Theft - Pocket-picking	0	0	0	0
Theft - Purse Snatching	1	0	0	0
Theft - Shoplifting	124	111	114	1
Theft From Building	31	9	6	0
Theft From Coin Machine	1	0	0	0
Theft From Motor Vehicle	20	5	3	0
Theft of Motor Vehicle Parts	10	2	1	0
Theft - All Other Larceny	115	21	15	0
Crimes Against Society				
Drug/Narcotic Violations	53	53	53	0
Drug/Narcotic Equipment Violations	20	19	13	1
Gambling - Betting/Wagering	0	0	0	0
Gambling - Operating/Promoting	0	0	0	0
Gambling - Equipment Violations	0	0	0	0
Gambling - Sports Tampering	0	0	0	0
Pornography/Obscene Material	0	0	0	0
Prostitution	0	0	0	0
Prostitution Assisting/Promoting	0	0	0	0
Purchasing Prostitution	0	0	0	0
Weapon Law Violations	1	0	0	0
Total Group A Offenses	637	322	284	5



Rogersville Police Department - 2013

2012 Population Estimate	4,397
Offense Overview	
Offense Total	504
Number Cleared	65
Percent Cleared	12.90 %
Group A Crimes per 100,000 population	11,462.4
Arrest Overview	
Total Arrests	100
Adult Arrests	100
Juvenile Arrests	0
Unknown Age	0
Arrests per 100,000 population	2,274.3
Average number offenses/incident	1.16

Domestic Violence Victims		
Offense	Reported	Cleared
Murder	0	0
Aggravated Assault	0	0
Simple Assault	18	6
Intimidation	2	0
Stalking	0	0
Forcible Rape	0	0
Forcible Sodomy	0	0
Sexual Assault W/Object	0	0
Forcible Fondling	0	0
Incest	0	0
Statutory Rape	0	0
Kidnapping/Abduction	0	0
Total	20	6

TIBRS Group B Arrests		
Offense	Adult	Juvenile
Bad Checks	0	0
Curfew/Vagrancy	0	0
Disorderly Conduct	3	0
DUI	15	0
Drunkenness	15	0
Family-Non Violent	0	0
Liquor Law Violations	1	0
Peeping Tom	0	0
Trespass	6	0
All Other Offenses	10	0
Total Group B	50	0

TIBRS Group A Offenses	Offenses		Arrests	
	Reported	Cleared	Adult	Juvenile
Crimes Against Persons				
Murder	0	0	0	0
Negligent Manslaughter	0	0	0	0
Kidnapping/Abduction	0	0	0	0
Forcible Rape	1	0	0	0
Forcible Sodomy	0	0	0	0
Sexual Assault W/Object	0	0	0	0
Forcible Fondling	3	0	0	0
Incest	0	0	0	0
Statutory Rape	0	0	0	0
Aggravated Assault	7	1	1	0
Simple Assault	60	9	8	0
Intimidation	16	0	0	0
Stalking	5	0	0	0
Commercial Sex Acts	0	0	0	0
Involuntary Servitude	0	0	0	0
Crimes Against Property				
Arson	0	0	0	0
Bribery	0	0	0	0
Burglary	50	1	1	0
Counterfeiting/Forgery	38	0	0	0
Destruction/Damage/Vandalism	55	0	0	0
Embezzlement	4	0	0	0
Extortion/Blackmail	0	0	0	0
Fraud - False Pretenses	53	2	2	0
Fraud - Credit Card/ATM	15	0	0	0
Fraud - Impersonation	1	0	0	0
Fraud - Welfare	0	0	0	0
Fraud - Wire	5	0	0	0
Motor Vehicle Theft	6	1	1	0
Robbery	4	0	0	0
Stolen Property Offenses	0	0	0	0
Theft - Pocket-picking	0	0	0	0
Theft - Purse Snatching	1	0	0	0
Theft - Shoplifting	19	8	8	0
Theft From Building	52	1	1	0
Theft From Coin Machine	4	0	0	0
Theft From Motor Vehicle	20	2	2	0
Theft of Motor Vehicle Parts	10	0	0	0
Theft - All Other Larceny	34	1	1	0
Crimes Against Society				
Drug/Narcotic Violations	22	21	21	0
Drug/Narcotic Equipment Violations	19	18	4	0
Gambling - Betting/Wagering	0	0	0	0
Gambling - Operating/Promoting	0	0	0	0
Gambling - Equipment Violations	0	0	0	0
Gambling - Sports Tampering	0	0	0	0
Pornography/Obscene Material	0	0	0	0
Prostitution	0	0	0	0
Prostitution Assisting/Promoting	0	0	0	0
Purchasing Prostitution	0	0	0	0
Weapon Law Violations	0	0	0	0
Total Group A Offenses	504	65	50	0



Rossville Police Department - 2013

2012 Population Estimate	676
Offense Overview	
Offense Total	39
Number Cleared	7
Percent Cleared	17.95 %
Group A Crimes per 100,000 population	5,769.2
Arrest Overview	
Total Arrests	18
Adult Arrests	15
Juvenile Arrests	3
Unknown Age	0
Arrests per 100,000 population	2,662.7
Average number offenses/incident	1.05

Domestic Violence Victims		
Offense	Reported	Cleared
Murder	0	0
Aggravated Assault	1	1
Simple Assault	2	0
Intimidation	3	0
Stalking	0	0
Forcible Rape	0	0
Forcible Sodomy	0	0
Sexual Assault W/Object	0	0
Forcible Fondling	0	0
Incest	0	0
Statutory Rape	0	0
Kidnapping/Abduction	0	0
Total	6	1

TIBRS Group B Arrests		
Offense	Adult	Juvenile
Bad Checks	0	0
Curfew/Vagrancy	0	0
Disorderly Conduct	2	0
DUI	5	0
Drunkenness	1	0
Family-Non Violent	0	0
Liquor Law Violations	0	1
Peeping Tom	0	0
Trespass	3	0
All Other Offenses	0	0
Total Group B	11	1

TIBRS Group A Offenses	Offenses		Arrests	
	Reported	Cleared	Adult	Juvenile
Crimes Against Persons				
Murder	0	0	0	0
Negligent Manslaughter	0	0	0	0
Kidnapping/Abduction	0	0	0	0
Forcible Rape	1	1	0	0
Forcible Sodomy	0	0	0	0
Sexual Assault W/Object	0	0	0	0
Forcible Fondling	0	0	0	0
Incest	0	0	0	0
Statutory Rape	0	0	0	0
Aggravated Assault	1	1	1	0
Simple Assault	2	0	0	0
Intimidation	8	0	0	0
Stalking	0	0	0	0
Commercial Sex Acts	0	0	0	0
Involuntary Servitude	0	0	0	0
Crimes Against Property				
Arson	0	0	0	0
Bribery	0	0	0	0
Burglary	0	0	0	0
Counterfeiting/Forgery	3	0	0	0
Destruction/Damage/Vandalism	4	0	0	0
Embezzlement	1	1	1	0
Extortion/Blackmail	0	0	0	0
Fraud - False Pretenses	0	0	0	0
Fraud - Credit Card/ATM	1	0	0	0
Fraud - Impersonation	0	0	0	0
Fraud - Welfare	0	0	0	0
Fraud - Wire	1	0	0	0
Motor Vehicle Theft	0	0	0	0
Robbery	0	0	0	0
Stolen Property Offenses	0	0	0	0
Theft - Pocket-picking	0	0	0	0
Theft - Purse Snatching	0	0	0	0
Theft - Shoplifting	1	0	0	0
Theft From Building	4	0	0	0
Theft From Coin Machine	0	0	0	0
Theft From Motor Vehicle	2	0	0	0
Theft of Motor Vehicle Parts	1	0	0	0
Theft - All Other Larceny	3	1	0	2
Crimes Against Society				
Drug/Narcotic Violations	3	1	1	0
Drug/Narcotic Equipment Violations	2	1	1	0
Gambling - Betting/Wagering	0	0	0	0
Gambling - Operating/Promoting	0	0	0	0
Gambling - Equipment Violations	0	0	0	0
Gambling - Sports Tampering	0	0	0	0
Pornography/Obscene Material	0	0	0	0
Prostitution	0	0	0	0
Prostitution Assisting/Promoting	0	0	0	0
Purchasing Prostitution	0	0	0	0
Weapon Law Violations	1	1	0	0
Total Group A Offenses	39	7	4	2



Rutherford Police Department - 2013

2012 Population Estimate	1,134
Offense Overview	
Offense Total	40
Number Cleared	9
Percent Cleared	22.50 %
Group A Crimes per 100,000 population	3,527.3
Arrest Overview	
Total Arrests	17
Adult Arrests	16
Juvenile Arrests	1
Unknown Age	0
Arrests per 100,000 population	1,499.1
Average number offenses/incident	1.11

Domestic Violence Victims		
Offense	Reported	Cleared
Murder	0	0
Aggravated Assault	0	0
Simple Assault	10	4
Intimidation	1	0
Stalking	0	0
Forcible Rape	0	0
Forcible Sodomy	0	0
Sexual Assault W/Object	0	0
Forcible Fondling	0	0
Incest	0	0
Statutory Rape	0	0
Kidnapping/Abduction	0	0
Total	11	4

TIBRS Group B Arrests		
Offense	Adult	Juvenile
Bad Checks	0	0
Curfew/Vagrancy	0	0
Disorderly Conduct	1	0
DUI	3	0
Drunkenness	2	0
Family-Non Violent	0	0
Liquor Law Violations	0	0
Peeping Tom	0	0
Trespass	0	0
All Other Offenses	2	0
Total Group B	8	0

TIBRS Group A Offenses	Offenses		Arrests	
	Reported	Cleared	Adult	Juvenile
Crimes Against Persons				
Murder	0	0	0	0
Negligent Manslaughter	0	0	0	0
Kidnapping/Abduction	0	0	0	0
Forcible Rape	0	0	0	0
Forcible Sodomy	0	0	0	0
Sexual Assault W/Object	0	0	0	0
Forcible Fondling	0	0	0	0
Incest	0	0	0	0
Statutory Rape	0	0	0	0
Aggravated Assault	2	1	1	0
Simple Assault	10	4	4	0
Intimidation	9	0	0	0
Stalking	0	0	0	0
Commercial Sex Acts	0	0	0	0
Involuntary Servitude	0	0	0	0
Crimes Against Property				
Arson	0	0	0	0
Bribery	0	0	0	0
Burglary	2	0	0	0
Counterfeiting/Forgery	0	0	0	0
Destruction/Damage/Vandalism	7	0	0	0
Embezzlement	0	0	0	0
Extortion/Blackmail	0	0	0	0
Fraud - False Pretenses	0	0	0	0
Fraud - Credit Card/ATM	0	0	0	0
Fraud - Impersonation	0	0	0	0
Fraud - Welfare	0	0	0	0
Fraud - Wire	0	0	0	0
Motor Vehicle Theft	0	0	0	0
Robbery	0	0	0	0
Stolen Property Offenses	0	0	0	0
Theft - Pocket-picking	0	0	0	0
Theft - Purse Snatching	0	0	0	0
Theft - Shoplifting	0	0	0	0
Theft From Building	7	3	2	1
Theft From Coin Machine	0	0	0	0
Theft From Motor Vehicle	1	0	0	0
Theft of Motor Vehicle Parts	0	0	0	0
Theft - All Other Larceny	1	0	0	0
Crimes Against Society				
Drug/Narcotic Violations	1	1	1	0
Drug/Narcotic Equipment Violations	0	0	0	0
Gambling - Betting/Wagering	0	0	0	0
Gambling - Operating/Promoting	0	0	0	0
Gambling - Equipment Violations	0	0	0	0
Gambling - Sports Tampering	0	0	0	0
Pornography/Obscene Material	0	0	0	0
Prostitution	0	0	0	0
Prostitution Assisting/Promoting	0	0	0	0
Purchasing Prostitution	0	0	0	0
Weapon Law Violations	0	0	0	0
Total Group A Offenses	40	9	8	1



Rutledge Police Department - 2013

2012 Population Estimate	1,129
Offense Overview	
Offense Total	107
Number Cleared	61
Percent Cleared	57.01 %
Group A Crimes per 100,000 population	9,477.4
Arrest Overview	
Total Arrests	82
Adult Arrests	80
Juvenile Arrests	2
Unknown Age	0
Arrests per 100,000 population	7,263.1
Average number offenses/incident	1.22

Domestic Violence Victims		
Offense	Reported	Cleared
Murder	0	0
Aggravated Assault	0	0
Simple Assault	7	6
Intimidation	0	0
Stalking	0	0
Forcible Rape	0	0
Forcible Sodomy	0	0
Sexual Assault W/Object	0	0
Forcible Fondling	0	0
Incest	0	0
Statutory Rape	0	0
Kidnapping/Abduction	0	0
Total	7	6

TIBRS Group B Arrests		
Offense	Adult	Juvenile
Bad Checks	0	0
Curfew/Vagrancy	0	0
Disorderly Conduct	1	0
DUI	12	0
Drunkenness	4	0
Family-Non Violent	0	0
Liquor Law Violations	0	0
Peeping Tom	0	0
Trespass	0	0
All Other Offenses	8	1
Total Group B	25	1

TIBRS Group A Offenses	Offenses		Arrests	
	Reported	Cleared	Adult	Juvenile
Crimes Against Persons				
Murder	0	0	0	0
Negligent Manslaughter	0	0	0	0
Kidnapping/Abduction	0	0	0	0
Forcible Rape	1	0	0	0
Forcible Sodomy	0	0	0	0
Sexual Assault W/Object	0	0	0	0
Forcible Fondling	0	0	0	0
Incest	0	0	0	0
Statutory Rape	0	0	0	0
Aggravated Assault	2	2	2	0
Simple Assault	9	6	6	0
Intimidation	0	0	0	0
Stalking	0	0	0	0
Commercial Sex Acts	0	0	0	0
Involuntary Servitude	0	0	0	0
Crimes Against Property				
Arson	0	0	0	0
Bribery	0	0	0	0
Burglary	13	5	5	0
Counterfeiting/Forgery	2	0	0	0
Destruction/Damage/Vandalism	9	2	2	0
Embezzlement	0	0	0	0
Extortion/Blackmail	0	0	0	0
Fraud - False Pretenses	0	0	0	0
Fraud - Credit Card/ATM	0	0	0	0
Fraud - Impersonation	0	0	0	0
Fraud - Welfare	0	0	0	0
Fraud - Wire	1	1	1	0
Motor Vehicle Theft	1	0	0	0
Robbery	1	0	0	0
Stolen Property Offenses	0	0	0	0
Theft - Pocket-picking	0	0	0	0
Theft - Purse Snatching	0	0	0	0
Theft - Shoplifting	4	3	3	0
Theft From Building	12	5	6	1
Theft From Coin Machine	0	0	0	0
Theft From Motor Vehicle	4	1	1	0
Theft of Motor Vehicle Parts	3	0	0	0
Theft - All Other Larceny	13	4	5	0
Crimes Against Society				
Drug/Narcotic Violations	16	16	11	0
Drug/Narcotic Equipment Violations	15	15	12	0
Gambling - Betting/Wagering	0	0	0	0
Gambling - Operating/Promoting	0	0	0	0
Gambling - Equipment Violations	0	0	0	0
Gambling - Sports Tampering	0	0	0	0
Pornography/Obscene Material	0	0	0	0
Prostitution	0	0	0	0
Prostitution Assisting/Promoting	0	0	0	0
Purchasing Prostitution	0	0	0	0
Weapon Law Violations	1	1	1	0
Total Group A Offenses	107	61	55	1



Saltillo Police Department - 2013

2012 Population Estimate	521
Offense Overview	
Offense Total	10
Number Cleared	6
Percent Cleared	60.00 %
Group A Crimes per 100,000 population	1,919.4
Arrest Overview	
Total Arrests	6
Adult Arrests	6
Juvenile Arrests	0
Unknown Age	0
Arrests per 100,000 population	1,151.6
Average number offenses/incident	1.00

Domestic Violence Victims		
Offense	Reported	Cleared
Murder	0	0
Aggravated Assault	0	0
Simple Assault	2	2
Intimidation	0	0
Stalking	0	0
Forcible Rape	0	0
Forcible Sodomy	0	0
Sexual Assault W/Object	0	0
Forcible Fondling	0	0
Incest	0	0
Statutory Rape	0	0
Kidnapping/Abduction	0	0
Total	2	2

TIBRS Group B Arrests		
Offense	Adult	Juvenile
Bad Checks	0	0
Curfew/Vagrancy	0	0
Disorderly Conduct	0	0
DUI	0	0
Drunkenness	0	0
Family-Non Violent	0	0
Liquor Law Violations	0	0
Peeping Tom	0	0
Trespass	0	0
All Other Offenses	0	0
Total Group B	0	0

TIBRS Group A Offenses	Offenses		Arrests	
	Reported	Cleared	Adult	Juvenile
Crimes Against Persons				
Murder	0	0	0	0
Negligent Manslaughter	0	0	0	0
Kidnapping/Abduction	0	0	0	0
Forcible Rape	0	0	0	0
Forcible Sodomy	0	0	0	0
Sexual Assault W/Object	0	0	0	0
Forcible Fondling	0	0	0	0
Incest	0	0	0	0
Statutory Rape	0	0	0	0
Aggravated Assault	1	1	1	0
Simple Assault	2	2	2	0
Intimidation	0	0	0	0
Stalking	0	0	0	0
Commercial Sex Acts	0	0	0	0
Involuntary Servitude	0	0	0	0
Crimes Against Property				
Arson	0	0	0	0
Bribery	0	0	0	0
Burglary	3	0	0	0
Counterfeiting/Forgery	0	0	0	0
Destruction/Damage/Vandalism	0	0	0	0
Embezzlement	0	0	0	0
Extortion/Blackmail	0	0	0	0
Fraud - False Pretenses	1	1	1	0
Fraud - Credit Card/ATM	0	0	0	0
Fraud - Impersonation	0	0	0	0
Fraud - Welfare	0	0	0	0
Fraud - Wire	0	0	0	0
Motor Vehicle Theft	0	0	0	0
Robbery	0	0	0	0
Stolen Property Offenses	0	0	0	0
Theft - Pocket-picking	0	0	0	0
Theft - Purse Snatching	0	0	0	0
Theft - Shoplifting	0	0	0	0
Theft From Building	1	0	0	0
Theft From Coin Machine	0	0	0	0
Theft From Motor Vehicle	0	0	0	0
Theft of Motor Vehicle Parts	0	0	0	0
Theft - All Other Larceny	0	0	0	0
Crimes Against Society				
Drug/Narcotic Violations	2	2	2	0
Drug/Narcotic Equipment Violations	0	0	0	0
Gambling - Betting/Wagering	0	0	0	0
Gambling - Operating/Promoting	0	0	0	0
Gambling - Equipment Violations	0	0	0	0
Gambling - Sports Tampering	0	0	0	0
Pornography/Obscene Material	0	0	0	0
Prostitution	0	0	0	0
Prostitution Assisting/Promoting	0	0	0	0
Purchasing Prostitution	0	0	0	0
Weapon Law Violations	0	0	0	0
Total Group A Offenses	10	6	6	0



Samburg Police Department - 2013

2012 Population Estimate	214
Offense Overview	
Offense Total	6
Number Cleared	5
Percent Cleared	83.33 %
Group A Crimes per 100,000 population	2,803.7
Arrest Overview	
Total Arrests	5
Adult Arrests	5
Juvenile Arrests	0
Unknown Age	0
Arrests per 100,000 population	2,336.4
Average number offenses/incident	1.20

Domestic Violence Victims		
Offense	Reported	Cleared
Murder	0	0
Aggravated Assault	0	0
Simple Assault	1	1
Intimidation	0	0
Stalking	0	0
Forcible Rape	0	0
Forcible Sodomy	0	0
Sexual Assault W/Object	0	0
Forcible Fondling	0	0
Incest	0	0
Statutory Rape	0	0
Kidnapping/Abduction	0	0
Total	1	1

TIBRS Group B Arrests		
Offense	Adult	Juvenile
Bad Checks	0	0
Curfew/Vagrancy	0	0
Disorderly Conduct	1	0
DUI	0	0
Drunkenness	0	0
Family-Non Violent	0	0
Liquor Law Violations	0	0
Peeping Tom	0	0
Trespass	0	0
All Other Offenses	0	0
Total Group B	1	0

	Offenses		Arrests	
	Reported	Cleared	Adult	Juvenile
TIBRS Group A Offenses				
Crimes Against Persons				
Murder	0	0	0	0
Negligent Manslaughter	0	0	0	0
Kidnapping/Abduction	0	0	0	0
Forcible Rape	0	0	0	0
Forcible Sodomy	0	0	0	0
Sexual Assault W/Object	0	0	0	0
Forcible Fondling	0	0	0	0
Incest	0	0	0	0
Statutory Rape	0	0	0	0
Aggravated Assault	0	0	0	0
Simple Assault	1	1	1	0
Intimidation	0	0	0	0
Stalking	0	0	0	0
Commercial Sex Acts	0	0	0	0
Involuntary Servitude	0	0	0	0
Crimes Against Property				
Arson	0	0	0	0
Bribery	0	0	0	0
Burglary	1	1	1	0
Counterfeiting/Forgery	1	0	0	0
Destruction/Damage/Vandalism	0	0	0	0
Embezzlement	0	0	0	0
Extortion/Blackmail	0	0	0	0
Fraud - False Pretenses	0	0	0	0
Fraud - Credit Card/ATM	0	0	0	0
Fraud - Impersonation	0	0	0	0
Fraud - Welfare	0	0	0	0
Fraud - Wire	0	0	0	0
Motor Vehicle Theft	0	0	0	0
Robbery	0	0	0	0
Stolen Property Offenses	0	0	0	0
Theft - Pocket-picking	0	0	0	0
Theft - Purse Snatching	0	0	0	0
Theft - Shoplifting	0	0	0	0
Theft From Building	0	0	0	0
Theft From Coin Machine	0	0	0	0
Theft From Motor Vehicle	0	0	0	0
Theft of Motor Vehicle Parts	0	0	0	0
Theft - All Other Larceny	0	0	0	0
Crimes Against Society				
Drug/Narcotic Violations	2	2	2	0
Drug/Narcotic Equipment Violations	1	1	0	0
Gambling - Betting/Wagering	0	0	0	0
Gambling - Operating/Promoting	0	0	0	0
Gambling - Equipment Violations	0	0	0	0
Gambling - Sports Tampering	0	0	0	0
Pornography/Obscene Material	0	0	0	0
Prostitution	0	0	0	0
Prostitution Assisting/Promoting	0	0	0	0
Purchasing Prostitution	0	0	0	0
Weapon Law Violations	0	0	0	0
Total Group A Offenses	6	5	4	0



Savannah Police Department - 2013

2012 Population Estimate	6,986
Offense Overview	
Offense Total	975
Number Cleared	355
Percent Cleared	36.41 %
Group A Crimes per 100,000 population	13,956.5
Arrest Overview	
Total Arrests	522
Adult Arrests	487
Juvenile Arrests	35
Unknown Age	0
Arrests per 100,000 population	7,472.1
Average number offenses/incident	1.12

Domestic Violence Victims		
Offense	Reported	Cleared
Murder	1	1
Aggravated Assault	16	10
Simple Assault	71	55
Intimidation	14	1
Stalking	2	1
Forcible Rape	0	0
Forcible Sodomy	0	0
Sexual Assault W/Object	0	0
Forcible Fondling	0	0
Incest	0	0
Statutory Rape	2	1
Kidnapping/Abduction	3	0
Total	109	69

TIBRS Group B Arrests		
Offense	Adult	Juvenile
Bad Checks	0	0
Curfew/Vagrancy	0	0
Disorderly Conduct	14	0
DUI	33	0
Drunkenness	82	2
Family-Non Violent	0	0
Liquor Law Violations	2	3
Peeping Tom	0	0
Trespass	5	0
All Other Offenses	14	19
Total Group B	150	24

TIBRS Group A Offenses	Offenses		Arrests	
	Reported	Cleared	Adult	Juvenile
Crimes Against Persons				
Murder	1	1	2	0
Negligent Manslaughter	0	0	0	0
Kidnapping/Abduction	4	1	1	0
Forcible Rape	1	0	0	0
Forcible Sodomy	0	0	0	0
Sexual Assault W/Object	0	0	0	0
Forcible Fondling	1	0	0	0
Incest	0	0	0	0
Statutory Rape	3	2	2	0
Aggravated Assault	29	15	14	0
Simple Assault	121	66	56	3
Intimidation	47	3	0	0
Stalking	4	1	1	0
Commercial Sex Acts	0	0	0	0
Involuntary Servitude	0	0	0	0
Crimes Against Property				
Arson	1	0	0	0
Bribery	0	0	0	0
Burglary	84	16	16	2
Counterfeiting/Forgery	13	7	6	0
Destruction/Damage/Vandalism	129	17	9	1
Embezzlement	5	4	4	0
Extortion/Blackmail	0	0	0	0
Fraud - False Pretenses	35	15	10	0
Fraud - Credit Card/ATM	26	19	18	0
Fraud - Impersonation	1	0	0	0
Fraud - Welfare	0	0	0	0
Fraud - Wire	6	1	1	0
Motor Vehicle Theft	20	4	4	0
Robbery	4	2	3	0
Stolen Property Offenses	2	2	2	0
Theft - Pocket-picking	3	0	0	0
Theft - Purse Snatching	0	0	0	0
Theft - Shoplifting	115	86	93	4
Theft From Building	71	9	8	0
Theft From Coin Machine	2	0	0	0
Theft From Motor Vehicle	95	28	48	0
Theft of Motor Vehicle Parts	25	4	5	0
Theft - All Other Larceny	80	5	6	0
Crimes Against Society				
Drug/Narcotic Violations	25	25	23	1
Drug/Narcotic Equipment Violations	14	14	3	0
Gambling - Betting/Wagering	0	0	0	0
Gambling - Operating/Promoting	0	0	0	0
Gambling - Equipment Violations	0	0	0	0
Gambling - Sports Tampering	0	0	0	0
Pornography/Obscene Material	0	0	0	0
Prostitution	0	0	0	0
Prostitution Assisting/Promoting	0	0	0	0
Purchasing Prostitution	0	0	0	0
Weapon Law Violations	8	8	2	0
Total Group A Offenses	975	355	337	11



Scotts Hill Police Department - 2013

2012 Population Estimate	987
Offense Overview	
Offense Total	11
Number Cleared	11
Percent Cleared	100.00 %
Group A Crimes per 100,000 population	1,114.5

Arrest Overview	
Total Arrests	14
Adult Arrests	14
Juvenile Arrests	0
Unknown Age	0
Arrests per 100,000 population	1,418.4
Average number offenses/incident	1.38

Domestic Violence Victims		
Offense	Reported	Cleared
Murder	0	0
Aggravated Assault	0	0
Simple Assault	1	1
Intimidation	0	0
Stalking	0	0
Forcible Rape	0	0
Forcible Sodomy	0	0
Sexual Assault W/Object	0	0
Forcible Fondling	0	0
Incest	0	0
Statutory Rape	0	0
Kidnapping/Abduction	0	0
Total	1	1

TIBRS Group B Arrests		
Offense	Adult	Juvenile
Bad Checks	0	0
Curfew/Vagrancy	0	0
Disorderly Conduct	0	0
DUI	3	0
Drunkenness	1	0
Family-Non Violent	0	0
Liquor Law Violations	0	0
Peeping Tom	0	0
Trespass	1	0
All Other Offenses	1	0
Total Group B	6	0

TIBRS Group A Offenses	Offenses		Arrests	
	Reported	Cleared	Adult	Juvenile
Crimes Against Persons				
Murder	0	0	0	0
Negligent Manslaughter	0	0	0	0
Kidnapping/Abduction	0	0	0	0
Forcible Rape	0	0	0	0
Forcible Sodomy	0	0	0	0
Sexual Assault W/Object	0	0	0	0
Forcible Fondling	0	0	0	0
Incest	0	0	0	0
Statutory Rape	0	0	0	0
Aggravated Assault	0	0	0	0
Simple Assault	1	1	1	0
Intimidation	0	0	0	0
Stalking	0	0	0	0
Commercial Sex Acts	0	0	0	0
Involuntary Servitude	0	0	0	0
Crimes Against Property				
Arson	0	0	0	0
Bribery	0	0	0	0
Burglary	0	0	0	0
Counterfeiting/Forgery	0	0	0	0
Destruction/Damage/Vandalism	0	0	0	0
Embezzlement	0	0	0	0
Extortion/Blackmail	0	0	0	0
Fraud - False Pretenses	0	0	0	0
Fraud - Credit Card/ATM	0	0	0	0
Fraud - Impersonation	0	0	0	0
Fraud - Welfare	0	0	0	0
Fraud - Wire	0	0	0	0
Motor Vehicle Theft	1	1	1	0
Robbery	0	0	0	0
Stolen Property Offenses	0	0	0	0
Theft - Pocket-picking	0	0	0	0
Theft - Purse Snatching	0	0	0	0
Theft - Shoplifting	1	1	1	0
Theft From Building	0	0	0	0
Theft From Coin Machine	0	0	0	0
Theft From Motor Vehicle	0	0	0	0
Theft of Motor Vehicle Parts	0	0	0	0
Theft - All Other Larceny	1	1	1	0
Crimes Against Society				
Drug/Narcotic Violations	5	5	4	0
Drug/Narcotic Equipment Violations	2	2	0	0
Gambling - Betting/Wagering	0	0	0	0
Gambling - Operating/Promoting	0	0	0	0
Gambling - Equipment Violations	0	0	0	0
Gambling - Sports Tampering	0	0	0	0
Pornography/Obscene Material	0	0	0	0
Prostitution	0	0	0	0
Prostitution Assisting/Promoting	0	0	0	0
Purchasing Prostitution	0	0	0	0
Weapon Law Violations	0	0	0	0
Total Group A Offenses	11	11	8	0



Selmer Police Department - 2013

2012 Population Estimate	4,507
Offense Overview	
Offense Total	537
Number Cleared	198
Percent Cleared	36.87 %
Group A Crimes per 100,000 population	11,914.8
Arrest Overview	
Total Arrests	312
Adult Arrests	308
Juvenile Arrests	4
Unknown Age	0
Arrests per 100,000 population	6,922.6
Average number offenses/incident	1.18

Domestic Violence Victims		
Offense	Reported	Cleared
Murder	0	0
Aggravated Assault	5	2
Simple Assault	57	39
Intimidation	34	3
Stalking	2	0
Forcible Rape	1	1
Forcible Sodomy	0	0
Sexual Assault W/Object	0	0
Forcible Fondling	2	0
Incest	0	0
Statutory Rape	0	0
Kidnapping/Abduction	1	0
Total	102	45

TIBRS Group B Arrests		
Offense	Adult	Juvenile
Bad Checks	0	0
Curfew/Vagrancy	0	0
Disorderly Conduct	5	1
DUI	50	1
Drunkenness	12	0
Family-Non Violent	2	0
Liquor Law Violations	2	0
Peeping Tom	0	0
Trespass	3	0
All Other Offenses	73	0
Total Group B	147	2

TIBRS Group A Offenses	Offenses		Arrests	
	Reported	Cleared	Adult	Juvenile
Crimes Against Persons				
Murder	0	0	0	0
Negligent Manslaughter	0	0	0	0
Kidnapping/Abduction	1	0	0	0
Forcible Rape	4	1	1	0
Forcible Sodomy	0	0	0	0
Sexual Assault W/Object	0	0	0	0
Forcible Fondling	5	0	0	0
Incest	0	0	0	0
Statutory Rape	0	0	0	0
Aggravated Assault	14	5	4	0
Simple Assault	99	54	44	1
Intimidation	78	10	5	0
Stalking	4	0	0	0
Commercial Sex Acts	0	0	0	0
Involuntary Servitude	0	0	0	0
Crimes Against Property				
Arson	0	0	0	0
Bribery	0	0	0	0
Burglary	58	3	3	0
Counterfeiting/Forgery	3	0	0	0
Destruction/Damage/Vandalism	33	4	1	0
Embezzlement	2	0	0	0
Extortion/Blackmail	0	0	0	0
Fraud - False Pretenses	14	1	0	0
Fraud - Credit Card/ATM	2	0	0	0
Fraud - Impersonation	1	0	0	0
Fraud - Welfare	0	0	0	0
Fraud - Wire	0	0	0	0
Motor Vehicle Theft	3	1	0	0
Robbery	1	0	0	0
Stolen Property Offenses	0	0	0	0
Theft - Pocket-picking	0	0	0	0
Theft - Purse Snatching	0	0	0	0
Theft - Shoplifting	28	18	22	1
Theft From Building	23	3	2	0
Theft From Coin Machine	0	0	0	0
Theft From Motor Vehicle	13	2	1	0
Theft of Motor Vehicle Parts	7	0	0	0
Theft - All Other Larceny	49	3	3	0
Crimes Against Society				
Drug/Narcotic Violations	53	53	54	0
Drug/Narcotic Equipment Violations	31	31	14	0
Gambling - Betting/Wagering	0	0	0	0
Gambling - Operating/Promoting	0	0	0	0
Gambling - Equipment Violations	0	0	0	0
Gambling - Sports Tampering	0	0	0	0
Pornography/Obscene Material	1	0	0	0
Prostitution	0	0	0	0
Prostitution Assisting/Promoting	0	0	0	0
Purchasing Prostitution	0	0	0	0
Weapon Law Violations	10	9	7	0
Total Group A Offenses	537	198	161	2



Sevierville Police Department - 2013

2012 Population Estimate	15,613
Offense Overview	
Offense Total	1,936
Number Cleared	1,030
Percent Cleared	53.20 %
Group A Crimes per 100,000 population	12,399.9
Arrest Overview	
Total Arrests	1,531
Adult Arrests	1,354
Juvenile Arrests	177
Unknown Age	0
Arrests per 100,000 population	9,805.9
Average number offenses/incident	1.16

Domestic Violence Victims		
Offense	Reported	Cleared
Murder	0	0
Aggravated Assault	25	22
Simple Assault	104	89
Intimidation	14	9
Stalking	4	4
Forcible Rape	2	2
Forcible Sodomy	0	0
Sexual Assault W/Object	2	1
Forcible Fondling	2	0
Incest	0	0
Statutory Rape	0	0
Kidnapping/Abduction	0	0
Total	153	127

TIBRS Group B Arrests		
Offense	Adult	Juvenile
Bad Checks	3	0
Curfew/Vagrancy	0	0
Disorderly Conduct	19	18
DUI	175	0
Drunkenness	111	0
Family-Non Violent	1	1
Liquor Law Violations	22	5
Peeping Tom	0	0
Trespass	3	0
All Other Offenses	324	79
Total Group B	658	103

TIBRS Group A Offenses	Offenses		Arrests	
	Reported	Cleared	Adult	Juvenile
Crimes Against Persons				
Murder	0	0	0	0
Negligent Manslaughter	0	0	0	0
Kidnapping/Abduction	0	0	0	0
Forcible Rape	3	2	2	0
Forcible Sodomy	0	0	0	0
Sexual Assault W/Object	3	1	0	1
Forcible Fondling	12	7	0	0
Incest	0	0	0	0
Statutory Rape	0	0	0	0
Aggravated Assault	59	45	22	2
Simple Assault	175	144	67	16
Intimidation	57	36	5	1
Stalking	7	7	1	0
Commercial Sex Acts	0	0	0	0
Involuntary Servitude	0	0	0	0
Crimes Against Property				
Arson	1	1	0	0
Bribery	0	0	0	0
Burglary	123	19	17	1
Counterfeiting/Forgery	71	26	14	0
Destruction/Damage/Vandalism	131	37	9	1
Embezzlement	30	22	17	1
Extortion/Blackmail	0	0	0	0
Fraud - False Pretenses	124	57	26	0
Fraud - Credit Card/ATM	30	6	1	0
Fraud - Impersonation	9	2	0	0
Fraud - Welfare	0	0	0	0
Fraud - Wire	3	0	0	0
Motor Vehicle Theft	40	8	9	0
Robbery	20	10	12	0
Stolen Property Offenses	24	24	22	0
Theft - Pocket-picking	2	0	0	0
Theft - Purse Snatching	0	0	0	0
Theft - Shoplifting	299	223	242	18
Theft From Building	138	45	23	3
Theft From Coin Machine	17	1	2	0
Theft From Motor Vehicle	114	12	6	1
Theft of Motor Vehicle Parts	48	5	4	0
Theft - All Other Larceny	108	15	14	1
Crimes Against Society				
Drug/Narcotic Violations	174	166	127	20
Drug/Narcotic Equipment Violations	99	97	49	8
Gambling - Betting/Wagering	0	0	0	0
Gambling - Operating/Promoting	0	0	0	0
Gambling - Equipment Violations	0	0	0	0
Gambling - Sports Tampering	0	0	0	0
Pornography/Obscene Material	2	1	0	0
Prostitution	0	0	0	0
Prostitution Assisting/Promoting	0	0	0	0
Purchasing Prostitution	0	0	0	0
Weapon Law Violations	13	11	5	0
Total Group A Offenses	1,936	1,030	696	74



Sharon Police Department - 2013

2012 Population Estimate	933
Offense Overview	
Offense Total	61
Number Cleared	7
Percent Cleared	11.48 %
Group A Crimes per 100,000 population	6,538.0
Arrest Overview	
Total Arrests	15
Adult Arrests	15
Juvenile Arrests	0
Unknown Age	0
Arrests per 100,000 population	1,607.7
Average number offenses/incident	1.17

Domestic Violence Victims		
Offense	Reported	Cleared
Murder	0	0
Aggravated Assault	0	0
Simple Assault	4	3
Intimidation	0	0
Stalking	0	0
Forcible Rape	0	0
Forcible Sodomy	0	0
Sexual Assault W/Object	0	0
Forcible Fondling	0	0
Incest	0	0
Statutory Rape	0	0
Kidnapping/Abduction	0	0
Total	4	3

TIBRS Group B Arrests		
Offense	Adult	Juvenile
Bad Checks	0	0
Curfew/Vagrancy	0	0
Disorderly Conduct	1	0
DUI	1	0
Drunkenness	2	0
Family-Non Violent	0	0
Liquor Law Violations	0	0
Peeping Tom	0	0
Trespass	2	0
All Other Offenses	2	0
Total Group B	8	0

TIBRS Group A Offenses	Offenses		Arrests	
	Reported	Cleared	Adult	Juvenile
Crimes Against Persons				
Murder	0	0	0	0
Negligent Manslaughter	0	0	0	0
Kidnapping/Abduction	0	0	0	0
Forcible Rape	0	0	0	0
Forcible Sodomy	0	0	0	0
Sexual Assault W/Object	0	0	0	0
Forcible Fondling	0	0	0	0
Incest	0	0	0	0
Statutory Rape	0	0	0	0
Aggravated Assault	0	0	0	0
Simple Assault	9	4	4	0
Intimidation	1	0	0	0
Stalking	0	0	0	0
Commercial Sex Acts	0	0	0	0
Involuntary Servitude	0	0	0	0
Crimes Against Property				
Arson	0	0	0	0
Bribery	0	0	0	0
Burglary	8	2	2	0
Counterfeiting/Forgery	1	0	0	0
Destruction/Damage/Vandalism	12	0	0	0
Embezzlement	0	0	0	0
Extortion/Blackmail	0	0	0	0
Fraud - False Pretenses	4	0	0	0
Fraud - Credit Card/ATM	0	0	0	0
Fraud - Impersonation	1	0	0	0
Fraud - Welfare	0	0	0	0
Fraud - Wire	0	0	0	0
Motor Vehicle Theft	2	0	0	0
Robbery	0	0	0	0
Stolen Property Offenses	0	0	0	0
Theft - Pocket-picking	0	0	0	0
Theft - Purse Snatching	0	0	0	0
Theft - Shoplifting	3	1	1	0
Theft From Building	6	0	0	0
Theft From Coin Machine	0	0	0	0
Theft From Motor Vehicle	7	0	0	0
Theft of Motor Vehicle Parts	1	0	0	0
Theft - All Other Larceny	6	0	0	0
Crimes Against Society				
Drug/Narcotic Violations	0	0	0	0
Drug/Narcotic Equipment Violations	0	0	0	0
Gambling - Betting/Wagering	0	0	0	0
Gambling - Operating/Promoting	0	0	0	0
Gambling - Equipment Violations	0	0	0	0
Gambling - Sports Tampering	0	0	0	0
Pornography/Obscene Material	0	0	0	0
Prostitution	0	0	0	0
Prostitution Assisting/Promoting	0	0	0	0
Purchasing Prostitution	0	0	0	0
Weapon Law Violations	0	0	0	0
Total Group A Offenses	61	7	7	0



Shelbyville Police Department - 2013

2012 Population Estimate	20,598
Offense Overview	
Offense Total	1,628
Number Cleared	649
Percent Cleared	39.86 %
Group A Crimes per 100,000 population	7,903.7
Arrest Overview	
Total Arrests	944
Adult Arrests	866
Juvenile Arrests	78
Unknown Age	0
Arrests per 100,000 population	4,583.0
Average number offenses/incident	1.12

Domestic Violence Victims		
Offense	Reported	Cleared
Murder	0	0
Aggravated Assault	40	29
Simple Assault	258	207
Intimidation	52	19
Stalking	2	0
Forcible Rape	1	1
Forcible Sodomy	0	0
Sexual Assault W/Object	2	0
Forcible Fondling	2	0
Incest	0	0
Statutory Rape	1	1
Kidnapping/Abduction	0	0
Total	358	257

TIBRS Group B Arrests		
Offense	Adult	Juvenile
Bad Checks	0	0
Curfew/Vagrancy	0	7
Disorderly Conduct	11	0
DUI	126	0
Drunkenness	188	2
Family-Non Violent	6	0
Liquor Law Violations	15	9
Peeping Tom	0	0
Trespass	2	2
All Other Offenses	43	7
Total Group B	391	27

TIBRS Group A Offenses	Offenses		Arrests	
	Reported	Cleared	Adult	Juvenile
Crimes Against Persons				
Murder	1	0	0	0
Negligent Manslaughter	0	0	0	0
Kidnapping/Abduction	2	1	1	0
Forcible Rape	7	1	0	0
Forcible Sodomy	0	0	0	0
Sexual Assault W/Object	2	0	0	0
Forcible Fondling	11	1	1	0
Incest	0	0	0	0
Statutory Rape	1	1	0	0
Aggravated Assault	101	65	47	4
Simple Assault	377	250	170	2
Intimidation	102	28	11	1
Stalking	2	0	0	0
Commercial Sex Acts	0	0	0	0
Involuntary Servitude	0	0	0	0
Crimes Against Property				
Arson	0	0	0	0
Bribery	0	0	0	0
Burglary	106	14	11	4
Counterfeiting/Forgery	27	9	11	0
Destruction/Damage/Vandalism	187	22	11	6
Embezzlement	3	1	1	0
Extortion/Blackmail	0	0	0	0
Fraud - False Pretenses	35	4	5	0
Fraud - Credit Card/ATM	19	0	0	0
Fraud - Impersonation	13	6	5	0
Fraud - Welfare	0	0	0	0
Fraud - Wire	2	0	0	0
Motor Vehicle Theft	23	5	3	6
Robbery	8	2	2	0
Stolen Property Offenses	0	0	0	0
Theft - Pocket-picking	5	0	0	0
Theft - Purse Snatching	1	1	1	0
Theft - Shoplifting	96	78	77	12
Theft From Building	36	0	0	0
Theft From Coin Machine	0	0	0	0
Theft From Motor Vehicle	91	3	2	0
Theft of Motor Vehicle Parts	23	1	0	0
Theft - All Other Larceny	205	21	13	4
Crimes Against Society				
Drug/Narcotic Violations	92	89	88	8
Drug/Narcotic Equipment Violations	38	37	9	2
Gambling - Betting/Wagering	0	0	0	0
Gambling - Operating/Promoting	0	0	0	0
Gambling - Equipment Violations	0	0	0	0
Gambling - Sports Tampering	0	0	0	0
Pornography/Obscene Material	0	0	0	0
Prostitution	0	0	0	0
Prostitution Assisting/Promoting	0	0	0	0
Purchasing Prostitution	0	0	0	0
Weapon Law Violations	10	9	6	2
Total Group A Offenses	1,628	649	475	51



Signal Mountain Police Department - 2013

2012 Population Estimate	7,704
Offense Overview	
Offense Total	158
Number Cleared	64
Percent Cleared	40.51 %
Group A Crimes per 100,000 population	2,050.9
Arrest Overview	
Total Arrests	92
Adult Arrests	74
Juvenile Arrests	18
Unknown Age	0
Arrests per 100,000 population	1,194.2
Average number offenses/incident	1.21

Domestic Violence Victims		
Offense	Reported	Cleared
Murder	0	0
Aggravated Assault	5	5
Simple Assault	7	7
Intimidation	2	0
Stalking	0	0
Forcible Rape	0	0
Forcible Sodomy	0	0
Sexual Assault W/Object	0	0
Forcible Fondling	0	0
Incest	0	0
Statutory Rape	0	0
Kidnapping/Abduction	0	0
Total	14	12

TIBRS Group B Arrests		
Offense	Adult	Juvenile
Bad Checks	0	0
Curfew/Vagrancy	0	0
Disorderly Conduct	2	0
DUI	9	0
Drunkenness	3	0
Family-Non Violent	1	0
Liquor Law Violations	18	8
Peeping Tom	0	0
Trespass	0	0
All Other Offenses	5	0
Total Group B	38	8

TIBRS Group A Offenses	Offenses		Arrests	
	Reported	Cleared	Adult	Juvenile
Crimes Against Persons				
Murder	0	0	0	0
Negligent Manslaughter	0	0	0	0
Kidnapping/Abduction	0	0	0	0
Forcible Rape	0	0	0	0
Forcible Sodomy	0	0	0	0
Sexual Assault W/Object	0	0	0	0
Forcible Fondling	0	0	0	0
Incest	0	0	0	0
Statutory Rape	0	0	0	0
Aggravated Assault	9	8	5	0
Simple Assault	7	7	3	2
Intimidation	5	0	0	0
Stalking	0	0	0	0
Commercial Sex Acts	0	0	0	0
Involuntary Servitude	0	0	0	0
Crimes Against Property				
Arson	0	0	0	0
Bribery	0	0	0	0
Burglary	17	2	2	0
Counterfeiting/Forgery	2	1	0	0
Destruction/Damage/Vandalism	30	3	0	1
Embezzlement	0	0	0	0
Extortion/Blackmail	0	0	0	0
Fraud - False Pretenses	1	0	0	0
Fraud - Credit Card/ATM	5	1	1	0
Fraud - Impersonation	9	0	0	0
Fraud - Welfare	0	0	0	0
Fraud - Wire	0	0	0	0
Motor Vehicle Theft	1	0	0	0
Robbery	0	0	0	0
Stolen Property Offenses	1	1	2	0
Theft - Pocket-picking	0	0	0	0
Theft - Purse Snatching	0	0	0	0
Theft - Shoplifting	0	0	0	0
Theft From Building	14	2	0	1
Theft From Coin Machine	0	0	0	0
Theft From Motor Vehicle	6	1	0	0
Theft of Motor Vehicle Parts	3	0	0	0
Theft - All Other Larceny	10	0	0	0
Crimes Against Society				
Drug/Narcotic Violations	21	21	18	6
Drug/Narcotic Equipment Violations	17	17	5	0
Gambling - Betting/Wagering	0	0	0	0
Gambling - Operating/Promoting	0	0	0	0
Gambling - Equipment Violations	0	0	0	0
Gambling - Sports Tampering	0	0	0	0
Pornography/Obscene Material	0	0	0	0
Prostitution	0	0	0	0
Prostitution Assisting/Promoting	0	0	0	0
Purchasing Prostitution	0	0	0	0
Weapon Law Violations	0	0	0	0
Total Group A Offenses	158	64	36	10



Smithville Police Department - 2013

2012 Population Estimate	4,577
Offense Overview	
Offense Total	501
Number Cleared	265
Percent Cleared	52.89 %
Group A Crimes per 100,000 population	10,946.0
Arrest Overview	
Total Arrests	250
Adult Arrests	230
Juvenile Arrests	20
Unknown Age	0
Arrests per 100,000 population	5,462.1
Average number offenses/incident	1.20

Domestic Violence Victims		
Offense	Reported	Cleared
Murder	0	0
Aggravated Assault	6	5
Simple Assault	28	20
Intimidation	1	0
Stalking	1	0
Forcible Rape	1	0
Forcible Sodomy	0	0
Sexual Assault W/Object	0	0
Forcible Fondling	0	0
Incest	0	0
Statutory Rape	0	0
Kidnapping/Abduction	1	1
Total	38	26

TIBRS Group B Arrests		
Offense	Adult	Juvenile
Bad Checks	0	0
Curfew/Vagrancy	0	1
Disorderly Conduct	1	0
DUI	23	1
Drunkenness	17	0
Family-Non Violent	0	0
Liquor Law Violations	11	0
Peeping Tom	0	0
Trespass	4	0
All Other Offenses	9	1
Total Group B	65	3

TIBRS Group A Offenses	Offenses		Arrests	
	Reported	Cleared	Adult	Juvenile
Crimes Against Persons				
Murder	0	0	0	0
Negligent Manslaughter	0	0	0	0
Kidnapping/Abduction	2	2	1	0
Forcible Rape	2	1	3	0
Forcible Sodomy	1	0	0	0
Sexual Assault W/Object	1	1	1	0
Forcible Fondling	4	1	0	1
Incest	0	0	0	0
Statutory Rape	1	1	1	0
Aggravated Assault	15	11	10	1
Simple Assault	53	33	21	1
Intimidation	7	4	0	0
Stalking	10	5	2	1
Commercial Sex Acts	0	0	0	0
Involuntary Servitude	0	0	0	0
Crimes Against Property				
Arson	1	0	0	0
Bribery	0	0	0	0
Burglary	45	10	6	3
Counterfeiting/Forgery	28	14	4	0
Destruction/Damage/Vandalism	39	13	3	5
Embezzlement	5	5	3	0
Extortion/Blackmail	0	0	0	0
Fraud - False Pretenses	31	13	1	0
Fraud - Credit Card/ATM	19	8	1	1
Fraud - Impersonation	2	2	1	0
Fraud - Welfare	0	0	0	0
Fraud - Wire	0	0	0	0
Motor Vehicle Theft	9	4	2	2
Robbery	1	1	0	0
Stolen Property Offenses	2	2	1	0
Theft - Pocket-picking	3	0	0	0
Theft - Purse Snatching	0	0	0	0
Theft - Shoplifting	57	41	40	0
Theft From Building	37	10	8	1
Theft From Coin Machine	5	4	1	0
Theft From Motor Vehicle	19	3	1	0
Theft of Motor Vehicle Parts	9	3	2	0
Theft - All Other Larceny	29	9	7	0
Crimes Against Society				
Drug/Narcotic Violations	32	32	31	0
Drug/Narcotic Equipment Violations	29	29	12	1
Gambling - Betting/Wagering	0	0	0	0
Gambling - Operating/Promoting	0	0	0	0
Gambling - Equipment Violations	0	0	0	0
Gambling - Sports Tampering	0	0	0	0
Pornography/Obscene Material	0	0	0	0
Prostitution	0	0	0	0
Prostitution Assisting/Promoting	0	0	0	0
Purchasing Prostitution	0	0	0	0
Weapon Law Violations	3	3	2	0
Total Group A Offenses	501	265	165	17



Smyrna Police Department - 2013

2012 Population Estimate	41,705
Offense Overview	
Offense Total	2,561
Number Cleared	821
Percent Cleared	32.06 %
Group A Crimes per 100,000 population	6,140.8
Arrest Overview	
Total Arrests	1,829
Adult Arrests	1,768
Juvenile Arrests	61
Unknown Age	0
Arrests per 100,000 population	4,385.6
Average number offenses/incident	1.24

Domestic Violence Victims		
Offense	Reported	Cleared
Murder	0	0
Aggravated Assault	47	38
Simple Assault	176	115
Intimidation	26	10
Stalking	12	2
Forcible Rape	4	1
Forcible Sodomy	0	0
Sexual Assault W/Object	0	0
Forcible Fondling	4	1
Incest	0	0
Statutory Rape	1	0
Kidnapping/Abduction	3	3
Total	273	170

TIBRS Group B Arrests		
Offense	Adult	Juvenile
Bad Checks	12	0
Curfew/Vagrancy	0	2
Disorderly Conduct	11	1
DUI	181	1
Drunkenness	54	1
Family-Non Violent	0	0
Liquor Law Violations	17	1
Peeping Tom	0	0
Trespass	4	0
All Other Offenses	1,061	11
Total Group B	1,340	17

TIBRS Group A Offenses	Offenses		Arrests	
	Reported	Cleared	Adult	Juvenile
Crimes Against Persons				
Murder	0	0	0	0
Negligent Manslaughter	0	0	0	0
Kidnapping/Abduction	5	5	0	0
Forcible Rape	7	3	3	0
Forcible Sodomy	0	0	0	0
Sexual Assault W/Object	0	0	0	0
Forcible Fondling	15	6	0	0
Incest	0	0	0	0
Statutory Rape	2	1	1	0
Aggravated Assault	90	55	31	5
Simple Assault	409	183	105	6
Intimidation	155	18	0	0
Stalking	39	10	5	0
Commercial Sex Acts	0	0	0	0
Involuntary Servitude	0	0	0	0
Crimes Against Property				
Arson	1	0	0	0
Bribery	0	0	0	0
Burglary	115	17	3	1
Counterfeiting/Forgery	71	28	4	0
Destruction/Damage/Vandalism	214	35	2	0
Embezzlement	0	0	0	0
Extortion/Blackmail	1	0	0	0
Fraud - False Pretenses	23	11	0	0
Fraud - Credit Card/ATM	45	10	4	0
Fraud - Impersonation	33	22	10	3
Fraud - Welfare	0	0	0	0
Fraud - Wire	2	0	0	0
Motor Vehicle Theft	37	9	5	0
Robbery	14	3	3	0
Stolen Property Offenses	6	0	0	0
Theft - Pocket-picking	0	0	0	0
Theft - Purse Snatching	1	1	0	0
Theft - Shoplifting	180	99	82	15
Theft From Building	301	47	15	2
Theft From Coin Machine	2	0	0	0
Theft From Motor Vehicle	151	9	1	0
Theft of Motor Vehicle Parts	70	6	0	0
Theft - All Other Larceny	224	47	31	1
Crimes Against Society				
Drug/Narcotic Violations	270	130	96	7
Drug/Narcotic Equipment Violations	68	57	21	4
Gambling - Betting/Wagering	0	0	0	0
Gambling - Operating/Promoting	0	0	0	0
Gambling - Equipment Violations	0	0	0	0
Gambling - Sports Tampering	0	0	0	0
Pornography/Obscene Material	1	1	0	0
Prostitution	0	0	0	0
Prostitution Assisting/Promoting	0	0	0	0
Purchasing Prostitution	0	0	0	0
Weapon Law Violations	9	8	6	0
Total Group A Offenses	2,561	821	428	44



Sneedville Police Department - 2013

2012 Population Estimate	1,367
Offense Overview	
Offense Total	171
Number Cleared	71
Percent Cleared	41.52 %
Group A Crimes per 100,000 population	12,509.1
Arrest Overview	
Total Arrests	234
Adult Arrests	231
Juvenile Arrests	3
Unknown Age	0
Arrests per 100,000 population	17,117.8
Average number offenses/incident	1.12

Domestic Violence Victims		
Offense	Reported	Cleared
Murder	0	0
Aggravated Assault	2	0
Simple Assault	2	2
Intimidation	0	0
Stalking	0	0
Forcible Rape	0	0
Forcible Sodomy	0	0
Sexual Assault W/Object	0	0
Forcible Fondling	0	0
Incest	0	0
Statutory Rape	0	0
Kidnapping/Abduction	0	0
Total	4	2

TIBRS Group B Arrests		
Offense	Adult	Juvenile
Bad Checks	0	0
Curfew/Vagrancy	0	0
Disorderly Conduct	3	0
DUI	6	0
Drunkenness	20	1
Family-Non Violent	9	0
Liquor Law Violations	0	0
Peeping Tom	0	0
Trespass	1	0
All Other Offenses	121	0
Total Group B	160	1

TIBRS Group A Offenses	Offenses		Arrests	
	Reported	Cleared	Adult	Juvenile
Crimes Against Persons				
Murder	0	0	0	0
Negligent Manslaughter	0	0	0	0
Kidnapping/Abduction	0	0	0	0
Forcible Rape	0	0	0	0
Forcible Sodomy	0	0	0	0
Sexual Assault W/Object	0	0	0	0
Forcible Fondling	1	0	0	0
Incest	0	0	0	0
Statutory Rape	0	0	0	0
Aggravated Assault	6	3	2	0
Simple Assault	15	7	6	0
Intimidation	1	0	0	0
Stalking	0	0	0	0
Commercial Sex Acts	0	0	0	0
Involuntary Servitude	0	0	0	0
Crimes Against Property				
Arson	0	0	0	0
Bribery	0	0	0	0
Burglary	14	0	0	0
Counterfeiting/Forgery	7	4	2	0
Destruction/Damage/Vandalism	21	2	6	1
Embezzlement	0	0	0	0
Extortion/Blackmail	0	0	0	0
Fraud - False Pretenses	2	1	1	0
Fraud - Credit Card/ATM	1	0	0	0
Fraud - Impersonation	0	0	0	0
Fraud - Welfare	0	0	0	0
Fraud - Wire	0	0	0	0
Motor Vehicle Theft	1	0	0	0
Robbery	0	0	0	0
Stolen Property Offenses	0	0	0	0
Theft - Pocket-picking	2	1	1	0
Theft - Purse Snatching	0	0	0	0
Theft - Shoplifting	20	14	15	1
Theft From Building	7	0	0	0
Theft From Coin Machine	1	0	0	0
Theft From Motor Vehicle	9	1	1	0
Theft of Motor Vehicle Parts	2	0	0	0
Theft - All Other Larceny	27	4	7	0
Crimes Against Society				
Drug/Narcotic Violations	23	23	23	0
Drug/Narcotic Equipment Violations	10	10	6	0
Gambling - Betting/Wagering	0	0	0	0
Gambling - Operating/Promoting	0	0	0	0
Gambling - Equipment Violations	0	0	0	0
Gambling - Sports Tampering	0	0	0	0
Pornography/Obscene Material	0	0	0	0
Prostitution	0	0	0	0
Prostitution Assisting/Promoting	0	0	0	0
Purchasing Prostitution	0	0	0	0
Weapon Law Violations	1	1	1	0
Total Group A Offenses	171	71	71	2



Soddy Daisy Police Department - 2013

2012 Population Estimate	12,937
Offense Overview	
Offense Total	820
Number Cleared	506
Percent Cleared	61.71 %
Group A Crimes per 100,000 population	6,338.4
Arrest Overview	
Total Arrests	751
Adult Arrests	692
Juvenile Arrests	59
Unknown Age	0
Arrests per 100,000 population	5,805.1
Average number offenses/incident	1.20

Domestic Violence Victims		
Offense	Reported	Cleared
Murder	0	0
Aggravated Assault	15	14
Simple Assault	58	53
Intimidation	3	2
Stalking	0	0
Forcible Rape	1	0
Forcible Sodomy	0	0
Sexual Assault W/Object	0	0
Forcible Fondling	0	0
Incest	0	0
Statutory Rape	0	0
Kidnapping/Abduction	0	0
Total	77	69

TIBRS Group B Arrests		
Offense	Adult	Juvenile
Bad Checks	0	0
Curfew/Vagrancy	0	0
Disorderly Conduct	44	12
DUI	36	1
Drunkenness	3	2
Family-Non Violent	0	0
Liquor Law Violations	1	1
Peeping Tom	0	0
Trespass	12	0
All Other Offenses	162	0
Total Group B	258	16

TIBRS Group A Offenses	Offenses		Arrests	
	Reported	Cleared	Adult	Juvenile
Crimes Against Persons				
Murder	0	0	1	0
Negligent Manslaughter	0	0	0	0
Kidnapping/Abduction	0	0	0	0
Forcible Rape	2	0	0	0
Forcible Sodomy	0	0	0	0
Sexual Assault W/Object	0	0	0	0
Forcible Fondling	1	0	0	0
Incest	0	0	0	0
Statutory Rape	0	0	0	0
Aggravated Assault	27	26	19	2
Simple Assault	82	74	62	7
Intimidation	11	10	5	2
Stalking	0	0	0	0
Commercial Sex Acts	0	0	0	0
Involuntary Servitude	0	0	0	0
Crimes Against Property				
Arson	1	1	1	0
Bribery	0	0	0	0
Burglary	59	15	20	0
Counterfeiting/Forgery	10	2	3	0
Destruction/Damage/Vandalism	31	12	4	7
Embezzlement	11	6	4	0
Extortion/Blackmail	0	0	0	0
Fraud - False Pretenses	23	2	1	0
Fraud - Credit Card/ATM	13	5	0	0
Fraud - Impersonation	7	5	3	1
Fraud - Welfare	0	0	0	0
Fraud - Wire	0	0	0	0
Motor Vehicle Theft	23	13	6	0
Robbery	3	1	2	0
Stolen Property Offenses	2	2	2	0
Theft - Pocket-picking	0	0	0	0
Theft - Purse Snatching	0	0	0	0
Theft - Shoplifting	133	104	118	3
Theft From Building	77	31	28	0
Theft From Coin Machine	1	1	0	2
Theft From Motor Vehicle	49	8	7	0
Theft of Motor Vehicle Parts	11	1	2	0
Theft - All Other Larceny	57	19	23	10
Crimes Against Society				
Drug/Narcotic Violations	109	92	85	6
Drug/Narcotic Equipment Violations	69	68	33	3
Gambling - Betting/Wagering	0	0	0	0
Gambling - Operating/Promoting	0	0	0	0
Gambling - Equipment Violations	0	0	0	0
Gambling - Sports Tampering	0	0	0	0
Pornography/Obscene Material	0	0	0	0
Prostitution	0	0	0	0
Prostitution Assisting/Promoting	0	0	0	0
Purchasing Prostitution	0	0	0	0
Weapon Law Violations	8	8	5	0
Total Group A Offenses	820	506	434	43



Somerville Police Department - 2013

2012 Population Estimate	3,129
Offense Overview	
Offense Total	19
Number Cleared	5
Percent Cleared	26.32 %
Group A Crimes per 100,000 population	607.2
Arrest Overview	
Total Arrests	17
Adult Arrests	17
Juvenile Arrests	0
Unknown Age	0
Arrests per 100,000 population	543.3
Average number offenses/incident	1.00

Domestic Violence Victims		
Offense	Reported	Cleared
Murder	0	0
Aggravated Assault	1	1
Simple Assault	0	0
Intimidation	1	0
Stalking	0	0
Forcible Rape	0	0
Forcible Sodomy	0	0
Sexual Assault W/Object	0	0
Forcible Fondling	0	0
Incest	0	0
Statutory Rape	0	0
Kidnapping/Abduction	0	0
Total	2	1

TIBRS Group B Arrests		
Offense	Adult	Juvenile
Bad Checks	0	0
Curfew/Vagrancy	0	0
Disorderly Conduct	4	0
DUI	4	0
Drunkenness	1	0
Family-Non Violent	0	0
Liquor Law Violations	0	0
Peeping Tom	0	0
Trespass	0	0
All Other Offenses	3	0
Total Group B	12	0

TIBRS Group A Offenses	Offenses		Arrests	
	Reported	Cleared	Adult	Juvenile
Crimes Against Persons				
Murder	0	0	0	0
Negligent Manslaughter	0	0	0	0
Kidnapping/Abduction	0	0	0	0
Forcible Rape	0	0	0	0
Forcible Sodomy	0	0	0	0
Sexual Assault W/Object	0	0	0	0
Forcible Fondling	0	0	0	0
Incest	0	0	0	0
Statutory Rape	1	0	0	0
Aggravated Assault	3	3	3	0
Simple Assault	1	0	0	0
Intimidation	4	0	0	0
Stalking	0	0	0	0
Commercial Sex Acts	0	0	0	0
Involuntary Servitude	0	0	0	0
Crimes Against Property				
Arson	0	0	0	0
Bribery	0	0	0	0
Burglary	1	0	0	0
Counterfeiting/Forgery	2	0	0	0
Destruction/Damage/Vandalism	3	0	0	0
Embezzlement	1	0	0	0
Extortion/Blackmail	0	0	0	0
Fraud - False Pretenses	0	0	0	0
Fraud - Credit Card/ATM	0	0	0	0
Fraud - Impersonation	0	0	0	0
Fraud - Welfare	1	0	0	0
Fraud - Wire	0	0	0	0
Motor Vehicle Theft	0	0	0	0
Robbery	0	0	0	0
Stolen Property Offenses	0	0	0	0
Theft - Pocket-picking	0	0	0	0
Theft - Purse Snatching	0	0	0	0
Theft - Shoplifting	0	0	0	0
Theft From Building	0	0	0	0
Theft From Coin Machine	0	0	0	0
Theft From Motor Vehicle	0	0	0	0
Theft of Motor Vehicle Parts	0	0	0	0
Theft - All Other Larceny	0	0	0	0
Crimes Against Society				
Drug/Narcotic Violations	2	2	2	0
Drug/Narcotic Equipment Violations	0	0	0	0
Gambling - Betting/Wagering	0	0	0	0
Gambling - Operating/Promoting	0	0	0	0
Gambling - Equipment Violations	0	0	0	0
Gambling - Sports Tampering	0	0	0	0
Pornography/Obscene Material	0	0	0	0
Prostitution	0	0	0	0
Prostitution Assisting/Promoting	0	0	0	0
Purchasing Prostitution	0	0	0	0
Weapon Law Violations	0	0	0	0
Total Group A Offenses	19	5	5	0



South Carthage Police Department - 2013

2012 Population Estimate	1,313
Offense Overview	
Offense Total	63
Number Cleared	14
Percent Cleared	22.22 %
Group A Crimes per 100,000 population	4,798.2
Arrest Overview	
Total Arrests	59
Adult Arrests	56
Juvenile Arrests	3
Unknown Age	0
Arrests per 100,000 population	4,493.5
Average number offenses/incident	1.07

Domestic Violence Victims		
Offense	Reported	Cleared
Murder	0	0
Aggravated Assault	1	1
Simple Assault	2	1
Intimidation	0	0
Stalking	0	0
Forcible Rape	0	0
Forcible Sodomy	0	0
Sexual Assault W/Object	0	0
Forcible Fondling	0	0
Incest	0	0
Statutory Rape	0	0
Kidnapping/Abduction	0	0
Total	3	2

TIBRS Group B Arrests		
Offense	Adult	Juvenile
Bad Checks	26	0
Curfew/Vagrancy	0	0
Disorderly Conduct	0	0
DUI	4	0
Drunkenness	5	0
Family-Non Violent	1	1
Liquor Law Violations	4	2
Peeping Tom	0	0
Trespass	1	0
All Other Offenses	1	0
Total Group B	42	3

TIBRS Group A Offenses	Offenses		Arrests	
	Reported	Cleared	Adult	Juvenile
Crimes Against Persons				
Murder	0	0	0	0
Negligent Manslaughter	0	0	0	0
Kidnapping/Abduction	0	0	0	0
Forcible Rape	1	0	0	0
Forcible Sodomy	0	0	0	0
Sexual Assault W/Object	0	0	0	0
Forcible Fondling	0	0	0	0
Incest	0	0	0	0
Statutory Rape	0	0	0	0
Aggravated Assault	7	1	1	0
Simple Assault	12	4	4	0
Intimidation	4	0	0	0
Stalking	2	0	0	0
Commercial Sex Acts	0	0	0	0
Involuntary Servitude	0	0	0	0
Crimes Against Property				
Arson	0	0	0	0
Bribery	0	0	0	0
Burglary	4	0	0	0
Counterfeiting/Forgery	2	0	0	0
Destruction/Damage/Vandalism	6	0	0	0
Embezzlement	0	0	0	0
Extortion/Blackmail	0	0	0	0
Fraud - False Pretenses	0	0	0	0
Fraud - Credit Card/ATM	1	0	0	0
Fraud - Impersonation	0	0	0	0
Fraud - Welfare	0	0	0	0
Fraud - Wire	0	0	0	0
Motor Vehicle Theft	1	1	1	0
Robbery	1	0	0	0
Stolen Property Offenses	0	0	0	0
Theft - Pocket-picking	0	0	0	0
Theft - Purse Snatching	0	0	0	0
Theft - Shoplifting	4	3	3	0
Theft From Building	5	0	0	0
Theft From Coin Machine	0	0	0	0
Theft From Motor Vehicle	3	0	0	0
Theft of Motor Vehicle Parts	1	0	0	0
Theft - All Other Larceny	4	0	0	0
Crimes Against Society				
Drug/Narcotic Violations	5	5	5	0
Drug/Narcotic Equipment Violations	0	0	0	0
Gambling - Betting/Wagering	0	0	0	0
Gambling - Operating/Promoting	0	0	0	0
Gambling - Equipment Violations	0	0	0	0
Gambling - Sports Tampering	0	0	0	0
Pornography/Obscene Material	0	0	0	0
Prostitution	0	0	0	0
Prostitution Assisting/Promoting	0	0	0	0
Purchasing Prostitution	0	0	0	0
Weapon Law Violations	0	0	0	0
Total Group A Offenses	63	14	14	0



South Fulton Police Department - 2013

2012 Population Estimate	2,311
Offense Overview	
Offense Total	176
Number Cleared	51
Percent Cleared	28.98 %
Group A Crimes per 100,000 population	7,615.8
Arrest Overview	
Total Arrests	64
Adult Arrests	63
Juvenile Arrests	1
Unknown Age	0
Arrests per 100,000 population	2,769.4
Average number offenses/incident	1.17

Domestic Violence Victims		
Offense	Reported	Cleared
Murder	0	0
Aggravated Assault	3	2
Simple Assault	24	18
Intimidation	2	1
Stalking	0	0
Forcible Rape	0	0
Forcible Sodomy	0	0
Sexual Assault W/Object	0	0
Forcible Fondling	0	0
Incest	0	0
Statutory Rape	0	0
Kidnapping/Abduction	0	0
Total	29	21

TIBRS Group B Arrests		
Offense	Adult	Juvenile
Bad Checks	0	0
Curfew/Vagrancy	0	0
Disorderly Conduct	1	0
DUI	3	0
Drunkenness	3	0
Family-Non Violent	0	0
Liquor Law Violations	2	0
Peeping Tom	0	0
Trespass	4	0
All Other Offenses	7	0
Total Group B	20	0

TIBRS Group A Offenses	Offenses		Arrests	
	Reported	Cleared	Adult	Juvenile
Crimes Against Persons				
Murder	0	0	0	0
Negligent Manslaughter	0	0	0	0
Kidnapping/Abduction	0	0	0	0
Forcible Rape	0	0	0	0
Forcible Sodomy	0	0	0	0
Sexual Assault W/Object	0	0	0	0
Forcible Fondling	2	0	0	0
Incest	0	0	0	0
Statutory Rape	0	0	0	0
Aggravated Assault	17	9	7	0
Simple Assault	39	20	16	1
Intimidation	7	3	1	0
Stalking	0	0	0	0
Commercial Sex Acts	0	0	0	0
Involuntary Servitude	0	0	0	0
Crimes Against Property				
Arson	0	0	0	0
Bribery	0	0	0	0
Burglary	23	4	4	0
Counterfeiting/Forgery	0	0	0	0
Destruction/Damage/Vandalism	31	2	2	0
Embezzlement	1	1	1	0
Extortion/Blackmail	0	0	0	0
Fraud - False Pretenses	0	0	0	0
Fraud - Credit Card/ATM	0	0	0	0
Fraud - Impersonation	0	0	0	0
Fraud - Welfare	0	0	0	0
Fraud - Wire	1	0	0	0
Motor Vehicle Theft	6	0	0	0
Robbery	2	0	0	0
Stolen Property Offenses	0	0	0	0
Theft - Pocket-picking	0	0	0	0
Theft - Purse Snatching	0	0	0	0
Theft - Shoplifting	6	6	7	0
Theft From Building	9	0	0	0
Theft From Coin Machine	0	0	0	0
Theft From Motor Vehicle	7	0	0	0
Theft of Motor Vehicle Parts	3	0	0	0
Theft - All Other Larceny	15	0	0	0
Crimes Against Society				
Drug/Narcotic Violations	4	3	2	0
Drug/Narcotic Equipment Violations	3	3	3	0
Gambling - Betting/Wagering	0	0	0	0
Gambling - Operating/Promoting	0	0	0	0
Gambling - Equipment Violations	0	0	0	0
Gambling - Sports Tampering	0	0	0	0
Pornography/Obscene Material	0	0	0	0
Prostitution	0	0	0	0
Prostitution Assisting/Promoting	0	0	0	0
Purchasing Prostitution	0	0	0	0
Weapon Law Violations	0	0	0	0
Total Group A Offenses	176	51	43	1



South Pittsburg Police Department - 2013

2012 Population Estimate	3,100
Offense Overview	
Offense Total	95
Number Cleared	34
Percent Cleared	35.79 %
Group A Crimes per 100,000 population	3,064.5
Arrest Overview	
Total Arrests	94
Adult Arrests	84
Juvenile Arrests	10
Unknown Age	0
Arrests per 100,000 population	3,032.3
Average number offenses/incident	1.03

Domestic Violence Victims		
Offense	Reported	Cleared
Murder	0	0
Aggravated Assault	1	1
Simple Assault	8	8
Intimidation	4	1
Stalking	0	0
Forcible Rape	1	1
Forcible Sodomy	0	0
Sexual Assault W/Object	0	0
Forcible Fondling	0	0
Incest	0	0
Statutory Rape	0	0
Kidnapping/Abduction	0	0
Total	14	11

TIBRS Group B Arrests		
Offense	Adult	Juvenile
Bad Checks	0	0
Curfew/Vagrancy	0	0
Disorderly Conduct	13	3
DUI	8	0
Drunkenness	10	0
Family-Non Violent	0	0
Liquor Law Violations	0	3
Peeping Tom	0	0
Trespass	9	0
All Other Offenses	14	2
Total Group B	54	8

TIBRS Group A Offenses	Offenses		Arrests	
	Reported	Cleared	Adult	Juvenile
Crimes Against Persons				
Murder	0	0	0	0
Negligent Manslaughter	0	0	0	0
Kidnapping/Abduction	0	0	0	0
Forcible Rape	1	1	1	0
Forcible Sodomy	0	0	0	0
Sexual Assault W/Object	0	0	0	0
Forcible Fondling	0	0	0	0
Incest	0	0	0	0
Statutory Rape	0	0	0	0
Aggravated Assault	7	2	2	0
Simple Assault	23	13	10	1
Intimidation	5	2	3	0
Stalking	0	0	0	0
Commercial Sex Acts	0	0	0	0
Involuntary Servitude	0	0	0	0
Crimes Against Property				
Arson	1	0	0	0
Bribery	0	0	0	0
Burglary	6	2	2	1
Counterfeiting/Forgery	1	0	0	0
Destruction/Damage/Vandalism	6	0	0	0
Embezzlement	0	0	0	0
Extortion/Blackmail	0	0	0	0
Fraud - False Pretenses	1	0	0	0
Fraud - Credit Card/ATM	0	0	0	0
Fraud - Impersonation	2	0	0	0
Fraud - Welfare	0	0	0	0
Fraud - Wire	0	0	0	0
Motor Vehicle Theft	0	0	0	0
Robbery	4	2	2	0
Stolen Property Offenses	0	0	0	0
Theft - Pocket-picking	2	1	1	0
Theft - Purse Snatching	0	0	0	0
Theft - Shoplifting	2	1	1	0
Theft From Building	11	1	1	0
Theft From Coin Machine	0	0	0	0
Theft From Motor Vehicle	2	0	0	0
Theft of Motor Vehicle Parts	3	0	0	0
Theft - All Other Larceny	9	0	0	0
Crimes Against Society				
Drug/Narcotic Violations	7	7	6	0
Drug/Narcotic Equipment Violations	2	2	1	0
Gambling - Betting/Wagering	0	0	0	0
Gambling - Operating/Promoting	0	0	0	0
Gambling - Equipment Violations	0	0	0	0
Gambling - Sports Tampering	0	0	0	0
Pornography/Obscene Material	0	0	0	0
Prostitution	0	0	0	0
Prostitution Assisting/Promoting	0	0	0	0
Purchasing Prostitution	0	0	0	0
Weapon Law Violations	0	0	0	0
Total Group A Offenses	95	34	30	2



Sparta Police Department - 2013

2012 Population Estimate	5,047
Offense Overview	
Offense Total	762
Number Cleared	291
Percent Cleared	38.19 %
Group A Crimes per 100,000 population	15,098.1
Arrest Overview	
Total Arrests	320
Adult Arrests	316
Juvenile Arrests	4
Unknown Age	0
Arrests per 100,000 population	6,340.4
Average number offenses/incident	1.10

Domestic Violence Victims		
Offense	Reported	Cleared
Murder	0	0
Aggravated Assault	5	4
Simple Assault	47	39
Intimidation	5	1
Stalking	0	0
Forcible Rape	0	0
Forcible Sodomy	0	0
Sexual Assault W/Object	0	0
Forcible Fondling	1	0
Incest	0	0
Statutory Rape	0	0
Kidnapping/Abduction	0	0
Total	58	44

TIBRS Group B Arrests		
Offense	Adult	Juvenile
Bad Checks	0	0
Curfew/Vagrancy	0	0
Disorderly Conduct	5	0
DUI	24	0
Drunkenness	27	0
Family-Non Violent	0	0
Liquor Law Violations	8	0
Peeping Tom	0	0
Trespass	12	0
All Other Offenses	14	0
Total Group B	90	0

TIBRS Group A Offenses	Offenses		Arrests	
	Reported	Cleared	Adult	Juvenile
Crimes Against Persons				
Murder	0	0	0	0
Negligent Manslaughter	0	0	0	0
Kidnapping/Abduction	0	0	0	0
Forcible Rape	0	0	0	0
Forcible Sodomy	0	0	0	0
Sexual Assault W/Object	0	0	0	0
Forcible Fondling	2	0	0	0
Incest	0	0	0	0
Statutory Rape	1	0	0	0
Aggravated Assault	8	5	5	0
Simple Assault	82	57	33	2
Intimidation	22	2	0	0
Stalking	0	0	0	0
Commercial Sex Acts	0	0	0	0
Involuntary Servitude	0	0	0	0
Crimes Against Property				
Arson	3	0	0	0
Bribery	0	0	0	0
Burglary	85	5	5	0
Counterfeiting/Forgery	15	4	4	0
Destruction/Damage/Vandalism	71	15	6	0
Embezzlement	2	2	2	0
Extortion/Blackmail	0	0	0	0
Fraud - False Pretenses	33	13	5	0
Fraud - Credit Card/ATM	13	1	1	0
Fraud - Impersonation	5	2	2	0
Fraud - Welfare	0	0	0	0
Fraud - Wire	0	0	0	0
Motor Vehicle Theft	18	1	1	0
Robbery	3	2	3	0
Stolen Property Offenses	0	0	0	0
Theft - Pocket-picking	0	0	0	0
Theft - Purse Snatching	2	0	0	0
Theft - Shoplifting	124	73	69	1
Theft From Building	55	9	9	0
Theft From Coin Machine	4	1	1	0
Theft From Motor Vehicle	61	3	2	0
Theft of Motor Vehicle Parts	11	1	1	0
Theft - All Other Larceny	51	4	2	0
Crimes Against Society				
Drug/Narcotic Violations	49	49	45	1
Drug/Narcotic Equipment Violations	41	41	29	0
Gambling - Betting/Wagering	0	0	0	0
Gambling - Operating/Promoting	0	0	0	0
Gambling - Equipment Violations	0	0	0	0
Gambling - Sports Tampering	0	0	0	0
Pornography/Obscene Material	0	0	0	0
Prostitution	0	0	0	0
Prostitution Assisting/Promoting	0	0	0	0
Purchasing Prostitution	0	0	0	0
Weapon Law Violations	1	1	1	0
Total Group A Offenses	762	291	226	4



Spencer Police Department - 2013

2012 Population Estimate	1,625
Offense Overview	
Offense Total	56
Number Cleared	48
Percent Cleared	85.71 %
Group A Crimes per 100,000 population	3,446.2
Arrest Overview	
Total Arrests	48
Adult Arrests	42
Juvenile Arrests	6
Unknown Age	0
Arrests per 100,000 population	2,953.8
Average number offenses/incident	1.44

Domestic Violence Victims		
Offense	Reported	Cleared
Murder	0	0
Aggravated Assault	0	0
Simple Assault	6	5
Intimidation	0	0
Stalking	0	0
Forcible Rape	0	0
Forcible Sodomy	0	0
Sexual Assault W/Object	0	0
Forcible Fondling	0	0
Incest	0	0
Statutory Rape	0	0
Kidnapping/Abduction	0	0
Total	6	5

TIBRS Group B Arrests		
Offense	Adult	Juvenile
Bad Checks	0	0
Curfew/Vagrancy	0	0
Disorderly Conduct	0	5
DUI	5	0
Drunkenness	0	0
Family-Non Violent	0	0
Liquor Law Violations	1	0
Peeping Tom	0	0
Trespass	0	0
All Other Offenses	3	0
Total Group B	9	5

TIBRS Group A Offenses	Offenses		Arrests	
	Reported	Cleared	Adult	Juvenile
Crimes Against Persons				
Murder	0	0	0	0
Negligent Manslaughter	0	0	0	0
Kidnapping/Abduction	0	0	0	0
Forcible Rape	0	0	0	0
Forcible Sodomy	0	0	0	0
Sexual Assault W/Object	0	0	0	0
Forcible Fondling	0	0	0	0
Incest	0	0	0	0
Statutory Rape	0	0	0	0
Aggravated Assault	0	0	0	0
Simple Assault	6	5	5	0
Intimidation	0	0	0	0
Stalking	0	0	0	0
Commercial Sex Acts	0	0	0	0
Involuntary Servitude	0	0	0	0
Crimes Against Property				
Arson	0	0	0	0
Bribery	0	0	0	0
Burglary	3	0	0	0
Counterfeiting/Forgery	0	0	0	0
Destruction/Damage/Vandalism	4	0	0	0
Embezzlement	0	0	0	0
Extortion/Blackmail	0	0	0	0
Fraud - False Pretenses	1	1	0	0
Fraud - Credit Card/ATM	2	2	1	1
Fraud - Impersonation	1	1	1	0
Fraud - Welfare	0	0	0	0
Fraud - Wire	0	0	0	0
Motor Vehicle Theft	1	1	1	0
Robbery	0	0	0	0
Stolen Property Offenses	0	0	0	0
Theft - Pocket-picking	0	0	0	0
Theft - Purse Snatching	0	0	0	0
Theft - Shoplifting	2	2	2	0
Theft From Building	1	1	1	0
Theft From Coin Machine	0	0	0	0
Theft From Motor Vehicle	0	0	0	0
Theft of Motor Vehicle Parts	0	0	0	0
Theft - All Other Larceny	2	2	2	0
Crimes Against Society				
Drug/Narcotic Violations	18	18	17	0
Drug/Narcotic Equipment Violations	12	12	2	0
Gambling - Betting/Wagering	0	0	0	0
Gambling - Operating/Promoting	0	0	0	0
Gambling - Equipment Violations	0	0	0	0
Gambling - Sports Tampering	0	0	0	0
Pornography/Obscene Material	0	0	0	0
Prostitution	0	0	0	0
Prostitution Assisting/Promoting	0	0	0	0
Purchasing Prostitution	0	0	0	0
Weapon Law Violations	3	3	1	0
Total Group A Offenses	56	48	33	1



Spring City Police Department - 2013

2012 Population Estimate	1,995
Offense Overview	
Offense Total	100
Number Cleared	43
Percent Cleared	43.00 %
Group A Crimes per 100,000 population	5,012.5
Arrest Overview	
Total Arrests	81
Adult Arrests	69
Juvenile Arrests	12
Unknown Age	0
Arrests per 100,000 population	4,060.2
Average number offenses/incident	1.04

Domestic Violence Victims		
Offense	Reported	Cleared
Murder	0	0
Aggravated Assault	2	2
Simple Assault	10	6
Intimidation	0	0
Stalking	0	0
Forcible Rape	0	0
Forcible Sodomy	0	0
Sexual Assault W/Object	0	0
Forcible Fondling	0	0
Incest	0	0
Statutory Rape	0	0
Kidnapping/Abduction	0	0
Total	12	8

TIBRS Group B Arrests		
Offense	Adult	Juvenile
Bad Checks	0	0
Curfew/Vagrancy	0	0
Disorderly Conduct	1	3
DUI	10	1
Drunkenness	15	1
Family-Non Violent	0	0
Liquor Law Violations	0	1
Peeping Tom	0	0
Trespass	2	2
All Other Offenses	2	2
Total Group B	30	10

TIBRS Group A Offenses	Offenses		Arrests	
	Reported	Cleared	Adult	Juvenile
Crimes Against Persons				
Murder	0	0	0	0
Negligent Manslaughter	0	0	0	0
Kidnapping/Abduction	0	0	0	0
Forcible Rape	0	0	0	0
Forcible Sodomy	0	0	0	0
Sexual Assault W/Object	0	0	0	0
Forcible Fondling	0	0	0	0
Incest	0	0	0	0
Statutory Rape	0	0	0	0
Aggravated Assault	3	3	3	0
Simple Assault	17	10	10	0
Intimidation	0	0	0	0
Stalking	0	0	0	0
Commercial Sex Acts	0	0	0	0
Involuntary Servitude	0	0	0	0
Crimes Against Property				
Arson	0	0	0	0
Bribery	0	0	0	0
Burglary	8	4	5	0
Counterfeiting/Forgery	2	1	1	0
Destruction/Damage/Vandalism	18	1	0	1
Embezzlement	0	0	0	0
Extortion/Blackmail	0	0	0	0
Fraud - False Pretenses	1	1	1	0
Fraud - Credit Card/ATM	1	1	1	0
Fraud - Impersonation	0	0	0	0
Fraud - Welfare	0	0	0	0
Fraud - Wire	0	0	0	0
Motor Vehicle Theft	4	2	1	1
Robbery	0	0	0	0
Stolen Property Offenses	0	0	0	0
Theft - Pocket-picking	0	0	0	0
Theft - Purse Snatching	1	1	0	0
Theft - Shoplifting	7	5	5	0
Theft From Building	0	0	0	0
Theft From Coin Machine	0	0	0	0
Theft From Motor Vehicle	7	0	0	0
Theft of Motor Vehicle Parts	0	0	0	0
Theft - All Other Larceny	17	0	0	0
Crimes Against Society				
Drug/Narcotic Violations	11	11	10	0
Drug/Narcotic Equipment Violations	3	3	2	0
Gambling - Betting/Wagering	0	0	0	0
Gambling - Operating/Promoting	0	0	0	0
Gambling - Equipment Violations	0	0	0	0
Gambling - Sports Tampering	0	0	0	0
Pornography/Obscene Material	0	0	0	0
Prostitution	0	0	0	0
Prostitution Assisting/Promoting	0	0	0	0
Purchasing Prostitution	0	0	0	0
Weapon Law Violations	0	0	0	0
Total Group A Offenses	100	43	39	2



Spring Hill Police Department - 2013

2012 Population Estimate	31,140
Offense Overview	
Offense Total	929
Number Cleared	555
Percent Cleared	59.74 %
Group A Crimes per 100,000 population	2,983.3
Arrest Overview	
Total Arrests	402
Adult Arrests	295
Juvenile Arrests	107
Unknown Age	0
Arrests per 100,000 population	1,290.9
Average number offenses/incident	1.14

Domestic Violence Victims		
Offense	Reported	Cleared
Murder	0	0
Aggravated Assault	21	19
Simple Assault	119	112
Intimidation	13	12
Stalking	4	4
Forcible Rape	2	2
Forcible Sodomy	0	0
Sexual Assault W/Object	0	0
Forcible Fondling	1	1
Incest	0	0
Statutory Rape	0	0
Kidnapping/Abduction	2	2
Total	162	152

TIBRS Group B Arrests		
Offense	Adult	Juvenile
Bad Checks	0	0
Curfew/Vagrancy	0	5
Disorderly Conduct	4	0
DUI	50	1
Drunkenness	26	0
Family-Non Violent	0	0
Liquor Law Violations	17	1
Peeping Tom	1	0
Trespass	0	0
All Other Offenses	23	36
Total Group B	121	43

TIBRS Group A Offenses	Offenses		Arrests	
	Reported	Cleared	Adult	Juvenile
Crimes Against Persons				
Murder	0	0	0	0
Negligent Manslaughter	0	0	0	0
Kidnapping/Abduction	3	2	1	0
Forcible Rape	5	3	0	0
Forcible Sodomy	0	0	0	0
Sexual Assault W/Object	0	0	0	0
Forcible Fondling	2	2	0	2
Incest	0	0	0	0
Statutory Rape	2	2	1	0
Aggravated Assault	41	36	14	6
Simple Assault	163	152	34	14
Intimidation	39	31	7	0
Stalking	6	5	2	0
Commercial Sex Acts	0	0	0	0
Involuntary Servitude	0	0	0	0
Crimes Against Property				
Arson	2	1	0	1
Bribery	0	0	0	0
Burglary	33	9	3	2
Counterfeiting/Forgery	5	2	0	0
Destruction/Damage/Vandalism	117	32	2	2
Embezzlement	10	6	4	0
Extortion/Blackmail	1	1	0	1
Fraud - False Pretenses	18	10	0	1
Fraud - Credit Card/ATM	57	24	2	0
Fraud - Impersonation	23	9	4	2
Fraud - Welfare	0	0	0	0
Fraud - Wire	8	0	0	0
Motor Vehicle Theft	9	5	2	1
Robbery	3	1	1	0
Stolen Property Offenses	1	1	0	0
Theft - Pocket-picking	0	0	0	0
Theft - Purse Snatching	0	0	0	0
Theft - Shoplifting	72	67	49	16
Theft From Building	51	19	5	3
Theft From Coin Machine	0	0	0	0
Theft From Motor Vehicle	71	9	2	2
Theft of Motor Vehicle Parts	15	1	0	0
Theft - All Other Larceny	52	11	0	1
Crimes Against Society				
Drug/Narcotic Violations	67	64	28	6
Drug/Narcotic Equipment Violations	42	41	10	1
Gambling - Betting/Wagering	0	0	0	0
Gambling - Operating/Promoting	0	0	0	0
Gambling - Equipment Violations	0	0	0	0
Gambling - Sports Tampering	0	0	0	0
Pornography/Obscene Material	4	2	0	2
Prostitution	0	0	0	0
Prostitution Assisting/Promoting	0	0	0	0
Purchasing Prostitution	0	0	0	0
Weapon Law Violations	7	7	3	1
Total Group A Offenses	929	555	174	64



Springfield Police Department - 2013

2012 Population Estimate	16,574
Offense Overview	
Offense Total	1,939
Number Cleared	929
Percent Cleared	47.91 %
Group A Crimes per 100,000 population	11,699.0
Arrest Overview	
Total Arrests	811
Adult Arrests	755
Juvenile Arrests	56
Unknown Age	0
Arrests per 100,000 population	4,893.2
Average number offenses/incident	1.15

Domestic Violence Victims		
Offense	Reported	Cleared
Murder	0	0
Aggravated Assault	64	48
Simple Assault	237	189
Intimidation	33	29
Stalking	2	2
Forcible Rape	3	1
Forcible Sodomy	0	0
Sexual Assault W/Object	0	0
Forcible Fondling	1	1
Incest	0	0
Statutory Rape	2	0
Kidnapping/Abduction	0	0
Total	342	270

TIBRS Group B Arrests		
Offense	Adult	Juvenile
Bad Checks	0	0
Curfew/Vagrancy	0	15
Disorderly Conduct	21	8
DUI	61	1
Drunkenness	66	0
Family-Non Violent	0	0
Liquor Law Violations	16	4
Peeping Tom	0	0
Trespass	21	0
All Other Offenses	40	6
Total Group B	225	34

TIBRS Group A Offenses	Offenses		Arrests	
	Reported	Cleared	Adult	Juvenile
Crimes Against Persons				
Murder	3	3	4	0
Negligent Manslaughter	0	0	0	0
Kidnapping/Abduction	0	0	0	0
Forcible Rape	12	5	1	1
Forcible Sodomy	0	0	0	0
Sexual Assault W/Object	0	0	0	0
Forcible Fondling	1	1	1	0
Incest	0	0	0	0
Statutory Rape	3	1	1	0
Aggravated Assault	133	81	60	1
Simple Assault	356	270	126	2
Intimidation	84	67	2	1
Stalking	7	5	0	0
Commercial Sex Acts	0	0	0	0
Involuntary Servitude	0	0	0	0
Crimes Against Property				
Arson	3	0	0	0
Bribery	0	0	0	0
Burglary	100	21	18	1
Counterfeiting/Forgery	27	6	6	0
Destruction/Damage/Vandalism	206	49	2	0
Embezzlement	0	0	0	0
Extortion/Blackmail	0	0	0	0
Fraud - False Pretenses	27	12	3	0
Fraud - Credit Card/ATM	16	3	1	0
Fraud - Impersonation	20	12	7	0
Fraud - Welfare	0	0	0	0
Fraud - Wire	0	0	0	0
Motor Vehicle Theft	30	7	6	0
Robbery	19	5	3	1
Stolen Property Offenses	0	0	0	0
Theft - Pocket-picking	0	0	0	0
Theft - Purse Snatching	1	0	0	0
Theft - Shoplifting	319	162	164	12
Theft From Building	146	50	11	1
Theft From Coin Machine	0	0	0	0
Theft From Motor Vehicle	122	9	2	0
Theft of Motor Vehicle Parts	12	0	0	0
Theft - All Other Larceny	111	27	10	1
Crimes Against Society				
Drug/Narcotic Violations	132	85	77	1
Drug/Narcotic Equipment Violations	28	27	10	0
Gambling - Betting/Wagering	0	0	0	0
Gambling - Operating/Promoting	0	0	0	0
Gambling - Equipment Violations	0	0	0	0
Gambling - Sports Tampering	0	0	0	0
Pornography/Obscene Material	0	0	0	0
Prostitution	2	2	1	0
Prostitution Assisting/Promoting	0	0	0	0
Purchasing Prostitution	0	0	0	0
Weapon Law Violations	19	19	14	0
Total Group A Offenses	1,939	929	530	22



St. Joseph Police Department - 2013

2012 Population Estimate	787
Offense Overview	
Offense Total	46
Number Cleared	17
Percent Cleared	36.96 %
Group A Crimes per 100,000 population	5,845.0
Arrest Overview	
Total Arrests	25
Adult Arrests	25
Juvenile Arrests	0
Unknown Age	0
Arrests per 100,000 population	3,176.6
Average number offenses/incident	1.18

Domestic Violence Victims		
Offense	Reported	Cleared
Murder	0	0
Aggravated Assault	0	0
Simple Assault	0	0
Intimidation	1	0
Stalking	0	0
Forcible Rape	0	0
Forcible Sodomy	0	0
Sexual Assault W/Object	0	0
Forcible Fondling	0	0
Incest	0	0
Statutory Rape	0	0
Kidnapping/Abduction	0	0
Total	1	0

TIBRS Group B Arrests		
Offense	Adult	Juvenile
Bad Checks	0	0
Curfew/Vagrancy	0	0
Disorderly Conduct	0	0
DUI	6	0
Drunkenness	1	0
Family-Non Violent	0	0
Liquor Law Violations	2	0
Peeping Tom	0	0
Trespass	0	0
All Other Offenses	1	0
Total Group B	10	0

TIBRS Group A Offenses	Offenses		Arrests	
	Reported	Cleared	Adult	Juvenile
Crimes Against Persons				
Murder	0	0	0	0
Negligent Manslaughter	0	0	0	0
Kidnapping/Abduction	0	0	0	0
Forcible Rape	0	0	0	0
Forcible Sodomy	0	0	0	0
Sexual Assault W/Object	0	0	0	0
Forcible Fondling	0	0	0	0
Incest	0	0	0	0
Statutory Rape	0	0	0	0
Aggravated Assault	0	0	0	0
Simple Assault	1	0	0	0
Intimidation	4	0	0	0
Stalking	0	0	0	0
Commercial Sex Acts	0	0	0	0
Involuntary Servitude	0	0	0	0
Crimes Against Property				
Arson	2	1	1	0
Bribery	0	0	0	0
Burglary	3	0	0	0
Counterfeiting/Forgery	0	0	0	0
Destruction/Damage/Vandalism	6	0	0	0
Embezzlement	0	0	0	0
Extortion/Blackmail	0	0	0	0
Fraud - False Pretenses	0	0	0	0
Fraud - Credit Card/ATM	0	0	0	0
Fraud - Impersonation	0	0	0	0
Fraud - Welfare	0	0	0	0
Fraud - Wire	0	0	0	0
Motor Vehicle Theft	1	0	0	0
Robbery	0	0	0	0
Stolen Property Offenses	0	0	0	0
Theft - Pocket-picking	1	0	0	0
Theft - Purse Snatching	1	0	0	0
Theft - Shoplifting	2	2	2	0
Theft From Building	3	0	0	0
Theft From Coin Machine	0	0	0	0
Theft From Motor Vehicle	2	0	0	0
Theft of Motor Vehicle Parts	0	0	0	0
Theft - All Other Larceny	4	0	0	0
Crimes Against Society				
Drug/Narcotic Violations	9	8	10	0
Drug/Narcotic Equipment Violations	7	6	2	0
Gambling - Betting/Wagering	0	0	0	0
Gambling - Operating/Promoting	0	0	0	0
Gambling - Equipment Violations	0	0	0	0
Gambling - Sports Tampering	0	0	0	0
Pornography/Obscene Material	0	0	0	0
Prostitution	0	0	0	0
Prostitution Assisting/Promoting	0	0	0	0
Purchasing Prostitution	0	0	0	0
Weapon Law Violations	0	0	0	0
Total Group A Offenses	46	17	15	0



Sunbright Police Department - 2013

2012 Population Estimate	551
Offense Overview	
Offense Total	7
Number Cleared	1
Percent Cleared	14.29 %
Group A Crimes per 100,000 population	1,270.4
Arrest Overview	
Total Arrests	7
Adult Arrests	7
Juvenile Arrests	0
Unknown Age	0
Arrests per 100,000 population	1,270.4
Average number offenses/incident	1.00

Domestic Violence Victims		
Offense	Reported	Cleared
Murder	0	0
Aggravated Assault	0	0
Simple Assault	0	0
Intimidation	1	0
Stalking	0	0
Forcible Rape	0	0
Forcible Sodomy	0	0
Sexual Assault W/Object	0	0
Forcible Fondling	0	0
Incest	0	0
Statutory Rape	0	0
Kidnapping/Abduction	0	0
Total	1	0

TIBRS Group B Arrests		
Offense	Adult	Juvenile
Bad Checks	0	0
Curfew/Vagrancy	0	0
Disorderly Conduct	1	0
DUI	0	0
Drunkenness	0	0
Family-Non Violent	0	0
Liquor Law Violations	0	0
Peeping Tom	0	0
Trespass	0	0
All Other Offenses	5	0
Total Group B	6	0

TIBRS Group A Offenses	Offenses		Arrests	
	Reported	Cleared	Adult	Juvenile
Crimes Against Persons				
Murder	0	0	0	0
Negligent Manslaughter	0	0	0	0
Kidnapping/Abduction	0	0	0	0
Forcible Rape	0	0	0	0
Forcible Sodomy	0	0	0	0
Sexual Assault W/Object	0	0	0	0
Forcible Fondling	0	0	0	0
Incest	0	0	0	0
Statutory Rape	0	0	0	0
Aggravated Assault	0	0	0	0
Simple Assault	0	0	0	0
Intimidation	1	0	0	0
Stalking	0	0	0	0
Commercial Sex Acts	0	0	0	0
Involuntary Servitude	0	0	0	0
Crimes Against Property				
Arson	0	0	0	0
Bribery	0	0	0	0
Burglary	0	0	0	0
Counterfeiting/Forgery	0	0	0	0
Destruction/Damage/Vandalism	0	0	0	0
Embezzlement	0	0	0	0
Extortion/Blackmail	0	0	0	0
Fraud - False Pretenses	0	0	0	0
Fraud - Credit Card/ATM	0	0	0	0
Fraud - Impersonation	0	0	0	0
Fraud - Welfare	0	0	0	0
Fraud - Wire	0	0	0	0
Motor Vehicle Theft	0	0	0	0
Robbery	0	0	0	0
Stolen Property Offenses	1	1	1	0
Theft - Pocket-picking	0	0	0	0
Theft - Purse Snatching	0	0	0	0
Theft - Shoplifting	2	0	0	0
Theft From Building	1	0	0	0
Theft From Coin Machine	0	0	0	0
Theft From Motor Vehicle	0	0	0	0
Theft of Motor Vehicle Parts	0	0	0	0
Theft - All Other Larceny	2	0	0	0
Crimes Against Society				
Drug/Narcotic Violations	0	0	0	0
Drug/Narcotic Equipment Violations	0	0	0	0
Gambling - Betting/Wagering	0	0	0	0
Gambling - Operating/Promoting	0	0	0	0
Gambling - Equipment Violations	0	0	0	0
Gambling - Sports Tampering	0	0	0	0
Pornography/Obscene Material	0	0	0	0
Prostitution	0	0	0	0
Prostitution Assisting/Promoting	0	0	0	0
Purchasing Prostitution	0	0	0	0
Weapon Law Violations	0	0	0	0
Total Group A Offenses	7	1	1	0



Surgoinville Police Department - 2013

2012 Population Estimate	1,790
Offense Overview	
Offense Total	49
Number Cleared	13
Percent Cleared	26.53 %
Group A Crimes per 100,000 population	2,737.4
Arrest Overview	
Total Arrests	25
Adult Arrests	24
Juvenile Arrests	1
Unknown Age	0
Arrests per 100,000 population	1,396.6
Average number offenses/incident	1.17

Domestic Violence Victims		
Offense	Reported	Cleared
Murder	0	0
Aggravated Assault	0	0
Simple Assault	7	4
Intimidation	0	0
Stalking	0	0
Forcible Rape	0	0
Forcible Sodomy	0	0
Sexual Assault W/Object	0	0
Forcible Fondling	0	0
Incest	0	0
Statutory Rape	0	0
Kidnapping/Abduction	0	0
Total	7	4

TIBRS Group B Arrests		
Offense	Adult	Juvenile
Bad Checks	0	0
Curfew/Vagrancy	0	0
Disorderly Conduct	0	0
DUI	6	0
Drunkenness	4	0
Family-Non Violent	0	0
Liquor Law Violations	0	0
Peeping Tom	0	0
Trespass	0	0
All Other Offenses	4	1
Total Group B	14	1

TIBRS Group A Offenses	Offenses		Arrests	
	Reported	Cleared	Adult	Juvenile
Crimes Against Persons				
Murder	0	0	0	0
Negligent Manslaughter	0	0	0	0
Kidnapping/Abduction	0	0	0	0
Forcible Rape	0	0	0	0
Forcible Sodomy	0	0	0	0
Sexual Assault W/Object	0	0	0	0
Forcible Fondling	0	0	0	0
Incest	0	0	0	0
Statutory Rape	0	0	0	0
Aggravated Assault	0	0	0	0
Simple Assault	11	4	3	0
Intimidation	6	0	0	0
Stalking	0	0	0	0
Commercial Sex Acts	0	0	0	0
Involuntary Servitude	0	0	0	0
Crimes Against Property				
Arson	0	0	0	0
Bribery	0	0	0	0
Burglary	3	0	0	0
Counterfeiting/Forgery	1	0	0	0
Destruction/Damage/Vandalism	5	0	0	0
Embezzlement	0	0	0	0
Extortion/Blackmail	0	0	0	0
Fraud - False Pretenses	0	0	0	0
Fraud - Credit Card/ATM	0	0	0	0
Fraud - Impersonation	1	0	0	0
Fraud - Welfare	0	0	0	0
Fraud - Wire	0	0	0	0
Motor Vehicle Theft	0	0	0	0
Robbery	0	0	0	0
Stolen Property Offenses	0	0	0	0
Theft - Pocket-picking	0	0	0	0
Theft - Purse Snatching	0	0	0	0
Theft - Shoplifting	3	2	3	0
Theft From Building	6	0	0	0
Theft From Coin Machine	0	0	0	0
Theft From Motor Vehicle	3	0	0	0
Theft of Motor Vehicle Parts	1	0	0	0
Theft - All Other Larceny	2	0	0	0
Crimes Against Society				
Drug/Narcotic Violations	5	5	4	0
Drug/Narcotic Equipment Violations	2	2	0	0
Gambling - Betting/Wagering	0	0	0	0
Gambling - Operating/Promoting	0	0	0	0
Gambling - Equipment Violations	0	0	0	0
Gambling - Sports Tampering	0	0	0	0
Pornography/Obscene Material	0	0	0	0
Prostitution	0	0	0	0
Prostitution Assisting/Promoting	0	0	0	0
Purchasing Prostitution	0	0	0	0
Weapon Law Violations	0	0	0	0
Total Group A Offenses	49	13	10	0



Sweetwater Police Department - 2013

2012 Population Estimate	5,852
Offense Overview	
Offense Total	475
Number Cleared	204
Percent Cleared	42.95 %
Group A Crimes per 100,000 population	8,116.9
Arrest Overview	
Total Arrests	280
Adult Arrests	252
Juvenile Arrests	28
Unknown Age	0
Arrests per 100,000 population	4,784.7
Average number offenses/incident	1.12

Domestic Violence Victims		
Offense	Reported	Cleared
Murder	0	0
Aggravated Assault	11	11
Simple Assault	29	18
Intimidation	1	0
Stalking	0	0
Forcible Rape	0	0
Forcible Sodomy	0	0
Sexual Assault W/Object	0	0
Forcible Fondling	4	1
Incest	1	1
Statutory Rape	0	0
Kidnapping/Abduction	1	1
Total	47	32

TIBRS Group B Arrests		
Offense	Adult	Juvenile
Bad Checks	0	0
Curfew/Vagrancy	0	1
Disorderly Conduct	5	2
DUI	31	0
Drunkenness	26	1
Family-Non Violent	2	0
Liquor Law Violations	0	0
Peeping Tom	0	0
Trespass	8	3
All Other Offenses	9	4
Total Group B	81	11

TIBRS Group A Offenses	Offenses		Arrests	
	Reported	Cleared	Adult	Juvenile
Crimes Against Persons				
Murder	0	0	0	0
Negligent Manslaughter	0	0	0	0
Kidnapping/Abduction	2	2	2	0
Forcible Rape	0	0	0	0
Forcible Sodomy	0	0	0	0
Sexual Assault W/Object	0	0	0	0
Forcible Fondling	5	2	2	0
Incest	1	1	0	0
Statutory Rape	0	0	0	0
Aggravated Assault	25	20	12	0
Simple Assault	46	20	21	1
Intimidation	4	0	0	0
Stalking	0	0	0	0
Commercial Sex Acts	0	0	0	0
Involuntary Servitude	0	0	0	0
Crimes Against Property				
Arson	2	0	0	0
Bribery	0	0	0	0
Burglary	81	23	20	3
Counterfeiting/Forgery	5	3	2	0
Destruction/Damage/Vandalism	36	5	2	4
Embezzlement	5	4	4	0
Extortion/Blackmail	0	0	0	0
Fraud - False Pretenses	7	4	2	0
Fraud - Credit Card/ATM	7	2	1	2
Fraud - Impersonation	3	3	3	0
Fraud - Welfare	0	0	0	0
Fraud - Wire	1	0	0	0
Motor Vehicle Theft	14	4	3	0
Robbery	5	1	1	0
Stolen Property Offenses	0	0	0	0
Theft - Pocket-picking	0	0	0	0
Theft - Purse Snatching	0	0	0	0
Theft - Shoplifting	46	27	29	4
Theft From Building	27	8	6	0
Theft From Coin Machine	5	0	0	0
Theft From Motor Vehicle	22	1	1	0
Theft of Motor Vehicle Parts	5	0	0	0
Theft - All Other Larceny	57	10	9	1
Crimes Against Society				
Drug/Narcotic Violations	39	39	43	1
Drug/Narcotic Equipment Violations	19	19	6	0
Gambling - Betting/Wagering	0	0	0	0
Gambling - Operating/Promoting	0	0	0	0
Gambling - Equipment Violations	0	0	0	0
Gambling - Sports Tampering	0	0	0	0
Pornography/Obscene Material	1	1	0	1
Prostitution	0	0	0	0
Prostitution Assisting/Promoting	0	0	0	0
Purchasing Prostitution	0	0	0	0
Weapon Law Violations	5	5	2	0
Total Group A Offenses	475	204	171	17



Tazewell Police Department - 2013

2012 Population Estimate	2,195
Offense Overview	
Offense Total	327
Number Cleared	244
Percent Cleared	74.62 %
Group A Crimes per 100,000 population	14,897.5
Arrest Overview	
Total Arrests	365
Adult Arrests	345
Juvenile Arrests	20
Unknown Age	0
Arrests per 100,000 population	16,628.7
Average number offenses/incident	1.24

Domestic Violence Victims		
Offense	Reported	Cleared
Murder	0	0
Aggravated Assault	5	5
Simple Assault	19	18
Intimidation	2	2
Stalking	0	0
Forcible Rape	0	0
Forcible Sodomy	0	0
Sexual Assault W/Object	0	0
Forcible Fondling	0	0
Incest	0	0
Statutory Rape	0	0
Kidnapping/Abduction	1	1
Total	27	26

TIBRS Group B Arrests		
Offense	Adult	Juvenile
Bad Checks	0	0
Curfew/Vagrancy	0	9
Disorderly Conduct	15	1
DUI	64	1
Drunkenness	38	0
Family-Non Violent	6	0
Liquor Law Violations	8	1
Peeping Tom	0	0
Trespass	11	0
All Other Offenses	19	2
Total Group B	161	14

TIBRS Group A Offenses	Offenses		Arrests	
	Reported	Cleared	Adult	Juvenile
Crimes Against Persons				
Murder	0	0	0	0
Negligent Manslaughter	0	0	0	0
Kidnapping/Abduction	4	4	2	0
Forcible Rape	0	0	0	0
Forcible Sodomy	0	0	0	0
Sexual Assault W/Object	0	0	0	0
Forcible Fondling	1	1	0	0
Incest	0	0	0	0
Statutory Rape	0	0	0	0
Aggravated Assault	15	14	11	0
Simple Assault	28	24	21	1
Intimidation	12	6	2	0
Stalking	0	0	0	0
Commercial Sex Acts	0	0	0	0
Involuntary Servitude	0	0	0	0
Crimes Against Property				
Arson	1	1	1	0
Bribery	0	0	0	0
Burglary	15	1	1	0
Counterfeiting/Forgery	8	3	2	0
Destruction/Damage/Vandalism	13	8	5	5
Embezzlement	2	1	1	0
Extortion/Blackmail	0	0	0	0
Fraud - False Pretenses	16	11	9	0
Fraud - Credit Card/ATM	7	5	2	0
Fraud - Impersonation	0	0	0	0
Fraud - Welfare	0	0	0	0
Fraud - Wire	1	0	0	0
Motor Vehicle Theft	7	2	3	0
Robbery	2	0	0	0
Stolen Property Offenses	0	0	0	0
Theft - Pocket-picking	0	0	0	0
Theft - Purse Snatching	0	0	0	0
Theft - Shoplifting	13	11	9	0
Theft From Building	17	4	3	0
Theft From Coin Machine	0	0	0	0
Theft From Motor Vehicle	4	2	2	0
Theft of Motor Vehicle Parts	7	1	0	0
Theft - All Other Larceny	10	1	1	0
Crimes Against Society				
Drug/Narcotic Violations	90	90	93	0
Drug/Narcotic Equipment Violations	49	49	15	0
Gambling - Betting/Wagering	0	0	0	0
Gambling - Operating/Promoting	0	0	0	0
Gambling - Equipment Violations	0	0	0	0
Gambling - Sports Tampering	0	0	0	0
Pornography/Obscene Material	0	0	0	0
Prostitution	0	0	0	0
Prostitution Assisting/Promoting	0	0	0	0
Purchasing Prostitution	0	0	0	0
Weapon Law Violations	5	5	1	0
Total Group A Offenses	327	244	184	6



Tellico Plains Police Department - 2013

2012 Population Estimate	890
Offense Overview	
Offense Total	11
Number Cleared	2
Percent Cleared	18.18 %
Group A Crimes per 100,000 population	1,236.0
Arrest Overview	
Total Arrests	2
Adult Arrests	2
Juvenile Arrests	0
Unknown Age	0
Arrests per 100,000 population	224.7
Average number offenses/incident	1.00

Domestic Violence Victims		
Offense	Reported	Cleared
Murder	0	0
Aggravated Assault	0	0
Simple Assault	0	0
Intimidation	0	0
Stalking	0	0
Forcible Rape	0	0
Forcible Sodomy	0	0
Sexual Assault W/Object	0	0
Forcible Fondling	0	0
Incest	0	0
Statutory Rape	0	0
Kidnapping/Abduction	0	0
Total	0	0

TIBRS Group B Arrests		
Offense	Adult	Juvenile
Bad Checks	0	0
Curfew/Vagrancy	0	0
Disorderly Conduct	0	0
DUI	0	0
Drunkenness	0	0
Family-Non Violent	0	0
Liquor Law Violations	0	0
Peeping Tom	0	0
Trespass	0	0
All Other Offenses	0	0
Total Group B	0	0

TIBRS Group A Offenses	Offenses		Arrests	
	Reported	Cleared	Adult	Juvenile
Crimes Against Persons				
Murder	0	0	0	0
Negligent Manslaughter	0	0	0	0
Kidnapping/Abduction	0	0	0	0
Forcible Rape	0	0	0	0
Forcible Sodomy	0	0	0	0
Sexual Assault W/Object	0	0	0	0
Forcible Fondling	0	0	0	0
Incest	0	0	0	0
Statutory Rape	0	0	0	0
Aggravated Assault	1	0	0	0
Simple Assault	1	0	0	0
Intimidation	0	0	0	0
Stalking	0	0	0	0
Commercial Sex Acts	0	0	0	0
Involuntary Servitude	0	0	0	0
Crimes Against Property				
Arson	0	0	0	0
Bribery	0	0	0	0
Burglary	1	0	0	0
Counterfeiting/Forgery	0	0	0	0
Destruction/Damage/Vandalism	0	0	0	0
Embezzlement	1	0	0	0
Extortion/Blackmail	0	0	0	0
Fraud - False Pretenses	0	0	0	0
Fraud - Credit Card/ATM	0	0	0	0
Fraud - Impersonation	0	0	0	0
Fraud - Welfare	0	0	0	0
Fraud - Wire	0	0	0	0
Motor Vehicle Theft	0	0	0	0
Robbery	0	0	0	0
Stolen Property Offenses	0	0	0	0
Theft - Pocket-picking	0	0	0	0
Theft - Purse Snatching	0	0	0	0
Theft - Shoplifting	0	0	0	0
Theft From Building	0	0	0	0
Theft From Coin Machine	0	0	0	0
Theft From Motor Vehicle	1	0	0	0
Theft of Motor Vehicle Parts	0	0	0	0
Theft - All Other Larceny	4	2	2	0
Crimes Against Society				
Drug/Narcotic Violations	2	0	0	0
Drug/Narcotic Equipment Violations	0	0	0	0
Gambling - Betting/Wagering	0	0	0	0
Gambling - Operating/Promoting	0	0	0	0
Gambling - Equipment Violations	0	0	0	0
Gambling - Sports Tampering	0	0	0	0
Pornography/Obscene Material	0	0	0	0
Prostitution	0	0	0	0
Prostitution Assisting/Promoting	0	0	0	0
Purchasing Prostitution	0	0	0	0
Weapon Law Violations	0	0	0	0
Total Group A Offenses	11	2	2	0



Tiptonville Police Department - 2013

2012 Population Estimate	4,409
Offense Overview	
Offense Total	249
Number Cleared	167
Percent Cleared	67.07 %
Group A Crimes per 100,000 population	5,647.5
Arrest Overview	
Total Arrests	195
Adult Arrests	176
Juvenile Arrests	19
Unknown Age	0
Arrests per 100,000 population	4,422.8
Average number offenses/incident	1.27

Domestic Violence Victims		
Offense	Reported	Cleared
Murder	0	0
Aggravated Assault	1	1
Simple Assault	19	18
Intimidation	0	0
Stalking	0	0
Forcible Rape	0	0
Forcible Sodomy	0	0
Sexual Assault W/Object	0	0
Forcible Fondling	1	1
Incest	0	0
Statutory Rape	0	0
Kidnapping/Abduction	0	0
Total	21	20

TIBRS Group B Arrests		
Offense	Adult	Juvenile
Bad Checks	0	0
Curfew/Vagrancy	0	0
Disorderly Conduct	12	0
DUI	5	0
Drunkenness	13	0
Family-Non Violent	0	0
Liquor Law Violations	2	0
Peeping Tom	0	0
Trespass	7	0
All Other Offenses	8	2
Total Group B	47	2

TIBRS Group A Offenses	Offenses		Arrests	
	Reported	Cleared	Adult	Juvenile
Crimes Against Persons				
Murder	0	0	0	0
Negligent Manslaughter	0	0	0	0
Kidnapping/Abduction	0	0	0	0
Forcible Rape	0	0	0	0
Forcible Sodomy	0	0	0	0
Sexual Assault W/Object	0	0	0	0
Forcible Fondling	1	1	0	1
Incest	0	0	0	0
Statutory Rape	0	0	0	0
Aggravated Assault	9	8	3	1
Simple Assault	25	22	19	0
Intimidation	1	1	1	0
Stalking	0	0	0	0
Commercial Sex Acts	0	0	0	0
Involuntary Servitude	0	0	0	0
Crimes Against Property				
Arson	0	0	0	0
Bribery	0	0	0	0
Burglary	31	8	8	3
Counterfeiting/Forgery	32	31	31	0
Destruction/Damage/Vandalism	31	3	0	3
Embezzlement	0	0	0	0
Extortion/Blackmail	0	0	0	0
Fraud - False Pretenses	32	31	0	0
Fraud - Credit Card/ATM	1	1	1	0
Fraud - Impersonation	1	1	0	0
Fraud - Welfare	0	0	0	0
Fraud - Wire	1	0	0	0
Motor Vehicle Theft	3	0	0	0
Robbery	2	1	0	1
Stolen Property Offenses	0	0	0	0
Theft - Pocket-picking	0	0	0	0
Theft - Purse Snatching	0	0	0	0
Theft - Shoplifting	7	6	9	2
Theft From Building	7	4	3	1
Theft From Coin Machine	0	0	0	0
Theft From Motor Vehicle	5	1	1	2
Theft of Motor Vehicle Parts	4	0	0	0
Theft - All Other Larceny	17	9	10	0
Crimes Against Society				
Drug/Narcotic Violations	27	27	34	3
Drug/Narcotic Equipment Violations	8	8	7	0
Gambling - Betting/Wagering	0	0	0	0
Gambling - Operating/Promoting	0	0	0	0
Gambling - Equipment Violations	0	0	0	0
Gambling - Sports Tampering	0	0	0	0
Pornography/Obscene Material	0	0	0	0
Prostitution	0	0	0	0
Prostitution Assisting/Promoting	1	1	0	0
Purchasing Prostitution	0	0	0	0
Weapon Law Violations	3	3	2	0
Total Group A Offenses	249	167	129	17



Toone Police Department - 2013

2012 Population Estimate	354
Offense Overview	
Offense Total	9
Number Cleared	5
Percent Cleared	55.56 %
Group A Crimes per 100,000 population	2,542.4
Arrest Overview	
Total Arrests	8
Adult Arrests	5
Juvenile Arrests	3
Unknown Age	0
Arrests per 100,000 population	2,259.9
Average number offenses/incident	1.13

Domestic Violence Victims		
Offense	Reported	Cleared
Murder	0	0
Aggravated Assault	1	0
Simple Assault	2	2
Intimidation	0	0
Stalking	0	0
Forcible Rape	0	0
Forcible Sodomy	0	0
Sexual Assault W/Object	0	0
Forcible Fondling	0	0
Incest	0	0
Statutory Rape	0	0
Kidnapping/Abduction	0	0
Total	3	2

TIBRS Group B Arrests		
Offense	Adult	Juvenile
Bad Checks	0	0
Curfew/Vagrancy	0	0
Disorderly Conduct	0	0
DUI	1	0
Drunkenness	0	0
Family-Non Violent	0	0
Liquor Law Violations	0	0
Peeping Tom	0	0
Trespass	1	3
All Other Offenses	0	0
Total Group B	2	3

TIBRS Group A Offenses	Offenses		Arrests	
	Reported	Cleared	Adult	Juvenile
Crimes Against Persons				
Murder	0	0	0	0
Negligent Manslaughter	0	0	0	0
Kidnapping/Abduction	0	0	0	0
Forcible Rape	0	0	0	0
Forcible Sodomy	0	0	0	0
Sexual Assault W/Object	0	0	0	0
Forcible Fondling	0	0	0	0
Incest	0	0	0	0
Statutory Rape	0	0	0	0
Aggravated Assault	1	0	0	0
Simple Assault	4	4	2	0
Intimidation	0	0	0	0
Stalking	0	0	0	0
Commercial Sex Acts	0	0	0	0
Involuntary Servitude	0	0	0	0
Crimes Against Property				
Arson	0	0	0	0
Bribery	0	0	0	0
Burglary	1	0	0	0
Counterfeiting/Forgery	0	0	0	0
Destruction/Damage/Vandalism	1	1	1	0
Embezzlement	0	0	0	0
Extortion/Blackmail	0	0	0	0
Fraud - False Pretenses	1	0	0	0
Fraud - Credit Card/ATM	0	0	0	0
Fraud - Impersonation	0	0	0	0
Fraud - Welfare	0	0	0	0
Fraud - Wire	0	0	0	0
Motor Vehicle Theft	1	0	0	0
Robbery	0	0	0	0
Stolen Property Offenses	0	0	0	0
Theft - Pocket-picking	0	0	0	0
Theft - Purse Snatching	0	0	0	0
Theft - Shoplifting	0	0	0	0
Theft From Building	0	0	0	0
Theft From Coin Machine	0	0	0	0
Theft From Motor Vehicle	0	0	0	0
Theft of Motor Vehicle Parts	0	0	0	0
Theft - All Other Larceny	0	0	0	0
Crimes Against Society				
Drug/Narcotic Violations	0	0	0	0
Drug/Narcotic Equipment Violations	0	0	0	0
Gambling - Betting/Wagering	0	0	0	0
Gambling - Operating/Promoting	0	0	0	0
Gambling - Equipment Violations	0	0	0	0
Gambling - Sports Tampering	0	0	0	0
Pornography/Obscene Material	0	0	0	0
Prostitution	0	0	0	0
Prostitution Assisting/Promoting	0	0	0	0
Purchasing Prostitution	0	0	0	0
Weapon Law Violations	0	0	0	0
Total Group A Offenses	9	5	3	0



Townsend Police Department - 2013

2012 Population Estimate	450
Offense Overview	
Offense Total	33
Number Cleared	5
Percent Cleared	15.15 %
Group A Crimes per 100,000 population	7,333.3
Arrest Overview	
Total Arrests	6
Adult Arrests	6
Juvenile Arrests	0
Unknown Age	0
Arrests per 100,000 population	1,333.3
Average number offenses/incident	1.10

Domestic Violence Victims		
Offense	Reported	Cleared
Murder	0	0
Aggravated Assault	1	0
Simple Assault	6	3
Intimidation	0	0
Stalking	0	0
Forcible Rape	0	0
Forcible Sodomy	0	0
Sexual Assault W/Object	0	0
Forcible Fondling	0	0
Incest	0	0
Statutory Rape	0	0
Kidnapping/Abduction	0	0
Total	7	3

TIBRS Group B Arrests		
Offense	Adult	Juvenile
Bad Checks	0	0
Curfew/Vagrancy	0	0
Disorderly Conduct	0	0
DUI	0	0
Drunkenness	3	0
Family-Non Violent	0	0
Liquor Law Violations	0	0
Peeping Tom	0	0
Trespass	0	0
All Other Offenses	0	0
Total Group B	3	0

TIBRS Group A Offenses	Offenses		Arrests	
	Reported	Cleared	Adult	Juvenile
Crimes Against Persons				
Murder	0	0	0	0
Negligent Manslaughter	0	0	0	0
Kidnapping/Abduction	0	0	0	0
Forcible Rape	0	0	0	0
Forcible Sodomy	0	0	0	0
Sexual Assault W/Object	0	0	0	0
Forcible Fondling	0	0	0	0
Incest	0	0	0	0
Statutory Rape	0	0	0	0
Aggravated Assault	2	1	1	0
Simple Assault	9	3	2	0
Intimidation	2	0	0	0
Stalking	0	0	0	0
Commercial Sex Acts	0	0	0	0
Involuntary Servitude	0	0	0	0
Crimes Against Property				
Arson	0	0	0	0
Bribery	0	0	0	0
Burglary	7	0	0	0
Counterfeiting/Forgery	0	0	0	0
Destruction/Damage/Vandalism	0	0	0	0
Embezzlement	0	0	0	0
Extortion/Blackmail	0	0	0	0
Fraud - False Pretenses	2	0	0	0
Fraud - Credit Card/ATM	0	0	0	0
Fraud - Impersonation	0	0	0	0
Fraud - Welfare	0	0	0	0
Fraud - Wire	0	0	0	0
Motor Vehicle Theft	0	0	0	0
Robbery	1	0	0	0
Stolen Property Offenses	0	0	0	0
Theft - Pocket-picking	0	0	0	0
Theft - Purse Snatching	0	0	0	0
Theft - Shoplifting	0	0	0	0
Theft From Building	2	0	0	0
Theft From Coin Machine	0	0	0	0
Theft From Motor Vehicle	2	0	0	0
Theft of Motor Vehicle Parts	0	0	0	0
Theft - All Other Larceny	5	0	0	0
Crimes Against Society				
Drug/Narcotic Violations	0	0	0	0
Drug/Narcotic Equipment Violations	0	0	0	0
Gambling - Betting/Wagering	0	0	0	0
Gambling - Operating/Promoting	0	0	0	0
Gambling - Equipment Violations	0	0	0	0
Gambling - Sports Tampering	0	0	0	0
Pornography/Obscene Material	0	0	0	0
Prostitution	0	0	0	0
Prostitution Assisting/Promoting	0	0	0	0
Purchasing Prostitution	0	0	0	0
Weapon Law Violations	1	1	0	0
Total Group A Offenses	33	5	3	0



Tracy City Police Department - 2013

2012 Population Estimate	1,475
Offense Overview	
Offense Total	127
Number Cleared	36
Percent Cleared	28.35 %
Group A Crimes per 100,000 population	8,610.2
Arrest Overview	
Total Arrests	65
Adult Arrests	65
Juvenile Arrests	0
Unknown Age	0
Arrests per 100,000 population	4,406.8
Average number offenses/incident	1.02

Domestic Violence Victims		
Offense	Reported	Cleared
Murder	0	0
Aggravated Assault	4	3
Simple Assault	6	4
Intimidation	0	0
Stalking	0	0
Forcible Rape	0	0
Forcible Sodomy	0	0
Sexual Assault W/Object	0	0
Forcible Fondling	0	0
Incest	0	0
Statutory Rape	0	0
Kidnapping/Abduction	0	0
Total	10	7

TIBRS Group B Arrests		
Offense	Adult	Juvenile
Bad Checks	0	0
Curfew/Vagrancy	0	0
Disorderly Conduct	5	0
DUI	7	0
Drunkenness	3	0
Family-Non Violent	0	0
Liquor Law Violations	3	0
Peeping Tom	0	0
Trespass	2	0
All Other Offenses	12	0
Total Group B	32	0

TIBRS Group A Offenses	Offenses		Arrests	
	Reported	Cleared	Adult	Juvenile
Crimes Against Persons				
Murder	0	0	0	0
Negligent Manslaughter	0	0	0	0
Kidnapping/Abduction	0	0	0	0
Forcible Rape	0	0	0	0
Forcible Sodomy	0	0	0	0
Sexual Assault W/Object	0	0	0	0
Forcible Fondling	0	0	0	0
Incest	0	0	0	0
Statutory Rape	0	0	0	0
Aggravated Assault	18	9	8	0
Simple Assault	17	8	7	0
Intimidation	8	0	0	0
Stalking	4	0	0	0
Commercial Sex Acts	0	0	0	0
Involuntary Servitude	0	0	0	0
Crimes Against Property				
Arson	0	0	0	0
Bribery	0	0	0	0
Burglary	16	2	2	0
Counterfeiting/Forgery	0	0	0	0
Destruction/Damage/Vandalism	12	0	0	0
Embezzlement	0	0	0	0
Extortion/Blackmail	0	0	0	0
Fraud - False Pretenses	0	0	0	0
Fraud - Credit Card/ATM	0	0	0	0
Fraud - Impersonation	0	0	0	0
Fraud - Welfare	0	0	0	0
Fraud - Wire	0	0	0	0
Motor Vehicle Theft	5	0	0	0
Robbery	2	0	0	0
Stolen Property Offenses	2	1	1	0
Theft - Pocket-picking	0	0	0	0
Theft - Purse Snatching	0	0	0	0
Theft - Shoplifting	0	0	0	0
Theft From Building	5	0	0	0
Theft From Coin Machine	0	0	0	0
Theft From Motor Vehicle	7	0	0	0
Theft of Motor Vehicle Parts	0	0	0	0
Theft - All Other Larceny	19	5	6	0
Crimes Against Society				
Drug/Narcotic Violations	10	9	7	0
Drug/Narcotic Equipment Violations	2	2	2	0
Gambling - Betting/Wagering	0	0	0	0
Gambling - Operating/Promoting	0	0	0	0
Gambling - Equipment Violations	0	0	0	0
Gambling - Sports Tampering	0	0	0	0
Pornography/Obscene Material	0	0	0	0
Prostitution	0	0	0	0
Prostitution Assisting/Promoting	0	0	0	0
Purchasing Prostitution	0	0	0	0
Weapon Law Violations	0	0	0	0
Total Group A Offenses	127	36	33	0



Trenton Police Department - 2013

2012 Population Estimate	4,212
Offense Overview	
Offense Total	392
Number Cleared	131
Percent Cleared	33.42 %
Group A Crimes per 100,000 population	9,306.7
Arrest Overview	
Total Arrests	374
Adult Arrests	349
Juvenile Arrests	25
Unknown Age	0
Arrests per 100,000 population	8,879.4
Average number offenses/incident	1.13

Domestic Violence Victims		
Offense	Reported	Cleared
Murder	0	0
Aggravated Assault	15	6
Simple Assault	48	18
Intimidation	12	2
Stalking	0	0
Forcible Rape	0	0
Forcible Sodomy	0	0
Sexual Assault W/Object	0	0
Forcible Fondling	0	0
Incest	0	0
Statutory Rape	0	0
Kidnapping/Abduction	0	0
Total	75	26

TIBRS Group B Arrests		
Offense	Adult	Juvenile
Bad Checks	115	0
Curfew/Vagrancy	0	0
Disorderly Conduct	8	1
DUI	26	0
Drunkenness	13	0
Family-Non Violent	0	0
Liquor Law Violations	3	2
Peeping Tom	0	0
Trespass	4	0
All Other Offenses	82	11
Total Group B	251	14

TIBRS Group A Offenses	Offenses		Arrests	
	Reported	Cleared	Adult	Juvenile
Crimes Against Persons				
Murder	1	0	0	0
Negligent Manslaughter	1	0	0	0
Kidnapping/Abduction	0	0	0	0
Forcible Rape	1	0	0	0
Forcible Sodomy	0	0	0	0
Sexual Assault W/Object	1	0	0	0
Forcible Fondling	2	0	0	0
Incest	0	0	0	0
Statutory Rape	1	0	0	0
Aggravated Assault	37	18	10	1
Simple Assault	79	23	19	2
Intimidation	31	9	9	1
Stalking	0	0	0	0
Commercial Sex Acts	0	0	0	0
Involuntary Servitude	0	0	0	0
Crimes Against Property				
Arson	0	0	0	0
Bribery	0	0	0	0
Burglary	34	3	3	0
Counterfeiting/Forgery	0	0	0	0
Destruction/Damage/Vandalism	18	3	2	0
Embezzlement	3	2	2	0
Extortion/Blackmail	0	0	0	0
Fraud - False Pretenses	1	0	0	0
Fraud - Credit Card/ATM	0	0	0	0
Fraud - Impersonation	0	0	0	0
Fraud - Welfare	0	0	0	0
Fraud - Wire	0	0	0	0
Motor Vehicle Theft	1	0	0	0
Robbery	5	1	2	0
Stolen Property Offenses	0	0	0	0
Theft - Pocket-picking	1	0	0	0
Theft - Purse Snatching	0	0	0	0
Theft - Shoplifting	23	15	13	0
Theft From Building	36	3	2	1
Theft From Coin Machine	0	0	0	0
Theft From Motor Vehicle	9	0	0	0
Theft of Motor Vehicle Parts	3	0	0	0
Theft - All Other Larceny	51	2	2	0
Crimes Against Society				
Drug/Narcotic Violations	33	32	28	4
Drug/Narcotic Equipment Violations	18	18	6	1
Gambling - Betting/Wagering	0	0	0	0
Gambling - Operating/Promoting	0	0	0	0
Gambling - Equipment Violations	0	0	0	0
Gambling - Sports Tampering	0	0	0	0
Pornography/Obscene Material	1	1	0	1
Prostitution	0	0	0	0
Prostitution Assisting/Promoting	0	0	0	0
Purchasing Prostitution	0	0	0	0
Weapon Law Violations	1	1	0	0
Total Group A Offenses	392	131	98	11



Trezevant Police Department - 2013

2012 Population Estimate	853
Offense Overview	
Offense Total	62
Number Cleared	17
Percent Cleared	27.42 %
Group A Crimes per 100,000 population	7,268.5
Arrest Overview	
Total Arrests	23
Adult Arrests	23
Juvenile Arrests	0
Unknown Age	0
Arrests per 100,000 population	2,696.4
Average number offenses/incident	1.09

Domestic Violence Victims		
Offense	Reported	Cleared
Murder	0	0
Aggravated Assault	0	0
Simple Assault	9	5
Intimidation	1	0
Stalking	0	0
Forcible Rape	0	0
Forcible Sodomy	0	0
Sexual Assault W/Object	0	0
Forcible Fondling	0	0
Incest	0	0
Statutory Rape	0	0
Kidnapping/Abduction	0	0
Total	10	5

TIBRS Group B Arrests		
Offense	Adult	Juvenile
Bad Checks	0	0
Curfew/Vagrancy	0	0
Disorderly Conduct	0	0
DUI	2	0
Drunkenness	1	0
Family-Non Violent	0	0
Liquor Law Violations	1	0
Peeping Tom	0	0
Trespass	1	0
All Other Offenses	2	0
Total Group B	7	0

TIBRS Group A Offenses	Offenses		Arrests	
	Reported	Cleared	Adult	Juvenile
Crimes Against Persons				
Murder	0	0	0	0
Negligent Manslaughter	0	0	0	0
Kidnapping/Abduction	0	0	0	0
Forcible Rape	0	0	0	0
Forcible Sodomy	0	0	0	0
Sexual Assault W/Object	0	0	0	0
Forcible Fondling	0	0	0	0
Incest	0	0	0	0
Statutory Rape	0	0	0	0
Aggravated Assault	2	0	0	0
Simple Assault	10	5	4	0
Intimidation	1	0	0	0
Stalking	0	0	0	0
Commercial Sex Acts	0	0	0	0
Involuntary Servitude	0	0	0	0
Crimes Against Property				
Arson	0	0	0	0
Bribery	0	0	0	0
Burglary	7	2	6	0
Counterfeiting/Forgery	0	0	0	0
Destruction/Damage/Vandalism	1	0	0	0
Embezzlement	0	0	0	0
Extortion/Blackmail	0	0	0	0
Fraud - False Pretenses	2	0	0	0
Fraud - Credit Card/ATM	2	0	0	0
Fraud - Impersonation	0	0	0	0
Fraud - Welfare	0	0	0	0
Fraud - Wire	0	0	0	0
Motor Vehicle Theft	0	0	0	0
Robbery	0	0	0	0
Stolen Property Offenses	0	0	0	0
Theft - Pocket-picking	0	0	0	0
Theft - Purse Snatching	0	0	0	0
Theft - Shoplifting	2	2	2	0
Theft From Building	2	0	0	0
Theft From Coin Machine	0	0	0	0
Theft From Motor Vehicle	2	0	0	0
Theft of Motor Vehicle Parts	3	0	0	0
Theft - All Other Larceny	22	2	1	0
Crimes Against Society				
Drug/Narcotic Violations	4	4	3	0
Drug/Narcotic Equipment Violations	2	2	0	0
Gambling - Betting/Wagering	0	0	0	0
Gambling - Operating/Promoting	0	0	0	0
Gambling - Equipment Violations	0	0	0	0
Gambling - Sports Tampering	0	0	0	0
Pornography/Obscene Material	0	0	0	0
Prostitution	0	0	0	0
Prostitution Assisting/Promoting	0	0	0	0
Purchasing Prostitution	0	0	0	0
Weapon Law Violations	0	0	0	0
Total Group A Offenses	62	17	16	0



Trimble Police Department - 2013

2012 Population Estimate	632
Offense Overview	
Offense Total	7
Number Cleared	5
Percent Cleared	71.43 %
Group A Crimes per 100,000 population	1,107.6
Arrest Overview	
Total Arrests	4
Adult Arrests	4
Juvenile Arrests	0
Unknown Age	0
Arrests per 100,000 population	632.9
Average number offenses/incident	1.17

Domestic Violence Victims		
Offense	Reported	Cleared
Murder	0	0
Aggravated Assault	0	0
Simple Assault	1	1
Intimidation	0	0
Stalking	0	0
Forcible Rape	0	0
Forcible Sodomy	0	0
Sexual Assault W/Object	0	0
Forcible Fondling	0	0
Incest	0	0
Statutory Rape	0	0
Kidnapping/Abduction	0	0
Total	1	1

TIBRS Group B Arrests		
Offense	Adult	Juvenile
Bad Checks	0	0
Curfew/Vagrancy	0	0
Disorderly Conduct	0	0
DUI	0	0
Drunkenness	0	0
Family-Non Violent	0	0
Liquor Law Violations	0	0
Peeping Tom	0	0
Trespass	0	0
All Other Offenses	0	0
Total Group B	0	0

TIBRS Group A Offenses	Offenses		Arrests	
	Reported	Cleared	Adult	Juvenile
Crimes Against Persons				
Murder	0	0	0	0
Negligent Manslaughter	0	0	0	0
Kidnapping/Abduction	0	0	0	0
Forcible Rape	0	0	0	0
Forcible Sodomy	0	0	0	0
Sexual Assault W/Object	0	0	0	0
Forcible Fondling	0	0	0	0
Incest	0	0	0	0
Statutory Rape	0	0	0	0
Aggravated Assault	0	0	0	0
Simple Assault	2	2	1	0
Intimidation	0	0	0	0
Stalking	0	0	0	0
Commercial Sex Acts	0	0	0	0
Involuntary Servitude	0	0	0	0
Crimes Against Property				
Arson	0	0	0	0
Bribery	0	0	0	0
Burglary	1	1	1	0
Counterfeiting/Forgery	0	0	0	0
Destruction/Damage/Vandalism	0	0	0	0
Embezzlement	0	0	0	0
Extortion/Blackmail	0	0	0	0
Fraud - False Pretenses	0	0	0	0
Fraud - Credit Card/ATM	0	0	0	0
Fraud - Impersonation	0	0	0	0
Fraud - Welfare	0	0	0	0
Fraud - Wire	0	0	0	0
Motor Vehicle Theft	0	0	0	0
Robbery	0	0	0	0
Stolen Property Offenses	0	0	0	0
Theft - Pocket-picking	0	0	0	0
Theft - Purse Snatching	0	0	0	0
Theft - Shoplifting	0	0	0	0
Theft From Building	1	1	1	0
Theft From Coin Machine	0	0	0	0
Theft From Motor Vehicle	1	1	1	0
Theft of Motor Vehicle Parts	1	0	0	0
Theft - All Other Larceny	1	0	0	0
Crimes Against Society				
Drug/Narcotic Violations	0	0	0	0
Drug/Narcotic Equipment Violations	0	0	0	0
Gambling - Betting/Wagering	0	0	0	0
Gambling - Operating/Promoting	0	0	0	0
Gambling - Equipment Violations	0	0	0	0
Gambling - Sports Tampering	0	0	0	0
Pornography/Obscene Material	0	0	0	0
Prostitution	0	0	0	0
Prostitution Assisting/Promoting	0	0	0	0
Purchasing Prostitution	0	0	0	0
Weapon Law Violations	0	0	0	0
Total Group A Offenses	7	5	4	0



Troy Police Department - 2013

2012 Population Estimate	1,349
Offense Overview	
Offense Total	91
Number Cleared	48
Percent Cleared	52.75 %
Group A Crimes per 100,000 population	6,745.7
Arrest Overview	
Total Arrests	75
Adult Arrests	64
Juvenile Arrests	11
Unknown Age	0
Arrests per 100,000 population	5,559.7
Average number offenses/incident	1.14

Domestic Violence Victims		
Offense	Reported	Cleared
Murder	0	0
Aggravated Assault	3	3
Simple Assault	12	10
Intimidation	2	1
Stalking	0	0
Forcible Rape	0	0
Forcible Sodomy	0	0
Sexual Assault W/Object	0	0
Forcible Fondling	0	0
Incest	0	0
Statutory Rape	0	0
Kidnapping/Abduction	0	0
Total	17	14

TIBRS Group B Arrests		
Offense	Adult	Juvenile
Bad Checks	7	0
Curfew/Vagrancy	0	4
Disorderly Conduct	1	0
DUI	6	0
Drunkenness	4	1
Family-Non Violent	2	0
Liquor Law Violations	1	1
Peeping Tom	0	0
Trespass	0	3
All Other Offenses	5	1
Total Group B	26	10

TIBRS Group A Offenses	Offenses		Arrests	
	Reported	Cleared	Adult	Juvenile
Crimes Against Persons				
Murder	0	0	0	0
Negligent Manslaughter	0	0	0	0
Kidnapping/Abduction	0	0	0	0
Forcible Rape	0	0	0	0
Forcible Sodomy	0	0	0	0
Sexual Assault W/Object	0	0	0	0
Forcible Fondling	0	0	0	0
Incest	0	0	0	0
Statutory Rape	0	0	0	0
Aggravated Assault	5	5	4	0
Simple Assault	20	13	9	0
Intimidation	5	2	2	0
Stalking	0	0	0	0
Commercial Sex Acts	0	0	0	0
Involuntary Servitude	0	0	0	0
Crimes Against Property				
Arson	0	0	0	0
Bribery	0	0	0	0
Burglary	8	3	2	0
Counterfeiting/Forgery	1	0	0	0
Destruction/Damage/Vandalism	11	1	1	0
Embezzlement	3	3	3	0
Extortion/Blackmail	0	0	0	0
Fraud - False Pretenses	1	0	0	0
Fraud - Credit Card/ATM	2	1	0	0
Fraud - Impersonation	0	0	0	0
Fraud - Welfare	0	0	0	0
Fraud - Wire	0	0	0	0
Motor Vehicle Theft	0	0	0	0
Robbery	0	0	0	0
Stolen Property Offenses	0	0	0	0
Theft - Pocket-picking	0	0	0	0
Theft - Purse Snatching	0	0	0	0
Theft - Shoplifting	5	5	5	0
Theft From Building	11	8	6	1
Theft From Coin Machine	0	0	0	0
Theft From Motor Vehicle	8	0	0	0
Theft of Motor Vehicle Parts	0	0	0	0
Theft - All Other Larceny	6	2	4	0
Crimes Against Society				
Drug/Narcotic Violations	5	5	2	0
Drug/Narcotic Equipment Violations	0	0	0	0
Gambling - Betting/Wagering	0	0	0	0
Gambling - Operating/Promoting	0	0	0	0
Gambling - Equipment Violations	0	0	0	0
Gambling - Sports Tampering	0	0	0	0
Pornography/Obscene Material	0	0	0	0
Prostitution	0	0	0	0
Prostitution Assisting/Promoting	0	0	0	0
Purchasing Prostitution	0	0	0	0
Weapon Law Violations	0	0	0	0
Total Group A Offenses	91	48	38	1



Tullahoma Police Department - 2013

2012 Population Estimate	18,739
Offense Overview	
Offense Total	1,650
Number Cleared	767
Percent Cleared	46.48 %
Group A Crimes per 100,000 population	8,805.2
Arrest Overview	
Total Arrests	1,111
Adult Arrests	1,023
Juvenile Arrests	88
Unknown Age	0
Arrests per 100,000 population	5,928.8
Average number offenses/incident	1.14

Domestic Violence Victims		
Offense	Reported	Cleared
Murder	0	0
Aggravated Assault	32	25
Simple Assault	215	149
Intimidation	25	11
Stalking	2	0
Forcible Rape	1	1
Forcible Sodomy	0	0
Sexual Assault W/Object	0	0
Forcible Fondling	1	1
Incest	0	0
Statutory Rape	0	0
Kidnapping/Abduction	1	1
Total	277	188

TIBRS Group B Arrests		
Offense	Adult	Juvenile
Bad Checks	1	0
Curfew/Vagrancy	0	0
Disorderly Conduct	34	2
DUI	100	1
Drunkenness	118	0
Family-Non Violent	5	0
Liquor Law Violations	60	23
Peeping Tom	0	0
Trespass	25	0
All Other Offenses	76	17
Total Group B	419	43

TIBRS Group A Offenses	Offenses		Arrests	
	Reported	Cleared	Adult	Juvenile
Crimes Against Persons				
Murder	0	0	0	0
Negligent Manslaughter	0	0	0	0
Kidnapping/Abduction	6	5	4	0
Forcible Rape	1	1	1	0
Forcible Sodomy	0	0	0	0
Sexual Assault W/Object	0	0	0	0
Forcible Fondling	9	7	0	1
Incest	0	0	0	0
Statutory Rape	0	0	0	0
Aggravated Assault	67	44	36	0
Simple Assault	386	199	164	15
Intimidation	65	18	9	2
Stalking	6	2	0	0
Commercial Sex Acts	0	0	0	0
Involuntary Servitude	0	0	0	0
Crimes Against Property				
Arson	2	0	0	0
Bribery	0	0	0	0
Burglary	122	17	14	1
Counterfeiting/Forgery	15	8	3	0
Destruction/Damage/Vandalism	170	33	16	0
Embezzlement	6	3	3	0
Extortion/Blackmail	0	0	0	0
Fraud - False Pretenses	35	10	4	0
Fraud - Credit Card/ATM	21	7	3	0
Fraud - Impersonation	11	9	7	1
Fraud - Welfare	0	0	0	0
Fraud - Wire	0	0	0	0
Motor Vehicle Theft	30	12	10	1
Robbery	10	5	9	0
Stolen Property Offenses	2	1	1	0
Theft - Pocket-picking	0	0	0	0
Theft - Purse Snatching	1	0	0	0
Theft - Shoplifting	161	133	144	8
Theft From Building	124	32	22	3
Theft From Coin Machine	1	0	0	0
Theft From Motor Vehicle	67	10	8	1
Theft of Motor Vehicle Parts	34	4	3	0
Theft - All Other Larceny	97	17	10	4
Crimes Against Society				
Drug/Narcotic Violations	111	105	99	6
Drug/Narcotic Equipment Violations	62	59	22	1
Gambling - Betting/Wagering	0	0	0	0
Gambling - Operating/Promoting	0	0	0	0
Gambling - Equipment Violations	0	0	0	0
Gambling - Sports Tampering	0	0	0	0
Pornography/Obscene Material	1	0	0	0
Prostitution	0	0	0	0
Prostitution Assisting/Promoting	0	0	0	0
Purchasing Prostitution	0	0	0	0
Weapon Law Violations	27	26	12	1
Total Group A Offenses	1,650	767	604	45



Tusculum Police Department - 2013

2012 Population Estimate	2,673
Offense Overview	
Offense Total	19
Number Cleared	8
Percent Cleared	42.11 %
Group A Crimes per 100,000 population	710.8
Arrest Overview	
Total Arrests	16
Adult Arrests	15
Juvenile Arrests	1
Unknown Age	0
Arrests per 100,000 population	598.6
Average number offenses/incident	1.00

Domestic Violence Victims		
Offense	Reported	Cleared
Murder	0	0
Aggravated Assault	0	0
Simple Assault	1	1
Intimidation	0	0
Stalking	0	0
Forcible Rape	0	0
Forcible Sodomy	0	0
Sexual Assault W/Object	0	0
Forcible Fondling	0	0
Incest	0	0
Statutory Rape	0	0
Kidnapping/Abduction	0	0
Total	1	1

TIBRS Group B Arrests		
Offense	Adult	Juvenile
Bad Checks	0	0
Curfew/Vagrancy	0	0
Disorderly Conduct	0	0
DUI	4	0
Drunkenness	1	1
Family-Non Violent	0	0
Liquor Law Violations	0	0
Peeping Tom	0	0
Trespass	1	0
All Other Offenses	0	0
Total Group B	6	1

TIBRS Group A Offenses	Offenses		Arrests	
	Reported	Cleared	Adult	Juvenile
Crimes Against Persons				
Murder	0	0	0	0
Negligent Manslaughter	0	0	0	0
Kidnapping/Abduction	0	0	0	0
Forcible Rape	0	0	0	0
Forcible Sodomy	0	0	0	0
Sexual Assault W/Object	0	0	0	0
Forcible Fondling	0	0	0	0
Incest	0	0	0	0
Statutory Rape	0	0	0	0
Aggravated Assault	0	0	0	0
Simple Assault	1	1	1	0
Intimidation	0	0	0	0
Stalking	0	0	0	0
Commercial Sex Acts	0	0	0	0
Involuntary Servitude	0	0	0	0
Crimes Against Property				
Arson	0	0	0	0
Bribery	0	0	0	0
Burglary	3	2	3	0
Counterfeiting/Forgery	0	0	0	0
Destruction/Damage/Vandalism	1	0	0	0
Embezzlement	0	0	0	0
Extortion/Blackmail	0	0	0	0
Fraud - False Pretenses	0	0	0	0
Fraud - Credit Card/ATM	3	1	1	0
Fraud - Impersonation	0	0	0	0
Fraud - Welfare	0	0	0	0
Fraud - Wire	0	0	0	0
Motor Vehicle Theft	1	0	0	0
Robbery	0	0	0	0
Stolen Property Offenses	0	0	0	0
Theft - Pocket-picking	0	0	0	0
Theft - Purse Snatching	0	0	0	0
Theft - Shoplifting	0	0	0	0
Theft From Building	1	0	0	0
Theft From Coin Machine	0	0	0	0
Theft From Motor Vehicle	1	0	0	0
Theft of Motor Vehicle Parts	0	0	0	0
Theft - All Other Larceny	4	0	0	0
Crimes Against Society				
Drug/Narcotic Violations	3	3	3	0
Drug/Narcotic Equipment Violations	1	1	1	0
Gambling - Betting/Wagering	0	0	0	0
Gambling - Operating/Promoting	0	0	0	0
Gambling - Equipment Violations	0	0	0	0
Gambling - Sports Tampering	0	0	0	0
Pornography/Obscene Material	0	0	0	0
Prostitution	0	0	0	0
Prostitution Assisting/Promoting	0	0	0	0
Purchasing Prostitution	0	0	0	0
Weapon Law Violations	0	0	0	0
Total Group A Offenses	19	8	9	0

Data appears low for 2013. Check www.tncrimeonline.com for updates.



Union City Police Department - 2013

2012 Population Estimate	10,782
Offense Overview	
Offense Total	1,425
Number Cleared	749
Percent Cleared	52.56 %
Group A Crimes per 100,000 population	13,216.5
Arrest Overview	
Total Arrests	908
Adult Arrests	813
Juvenile Arrests	95
Unknown Age	0
Arrests per 100,000 population	8,421.4
Average number offenses/incident	1.09

Domestic Violence Victims		
Offense	Reported	Cleared
Murder	0	0
Aggravated Assault	20	18
Simple Assault	130	121
Intimidation	24	20
Stalking	2	2
Forcible Rape	1	1
Forcible Sodomy	0	0
Sexual Assault W/Object	0	0
Forcible Fondling	2	1
Incest	0	0
Statutory Rape	1	1
Kidnapping/Abduction	0	0
Total	180	164

TIBRS Group B Arrests		
Offense	Adult	Juvenile
Bad Checks	0	0
Curfew/Vagrancy	0	25
Disorderly Conduct	16	1
DUI	55	0
Drunkenness	80	1
Family-Non Violent	0	0
Liquor Law Violations	53	3
Peeping Tom	0	0
Trespass	17	2
All Other Offenses	115	7
Total Group B	336	39

TIBRS Group A Offenses	Offenses		Arrests	
	Reported	Cleared	Adult	Juvenile
Crimes Against Persons				
Murder	0	0	0	0
Negligent Manslaughter	0	0	0	0
Kidnapping/Abduction	0	0	0	0
Forcible Rape	4	2	1	0
Forcible Sodomy	0	0	0	0
Sexual Assault W/Object	0	0	0	0
Forcible Fondling	7	4	1	1
Incest	0	0	0	0
Statutory Rape	1	1	1	0
Aggravated Assault	48	37	29	0
Simple Assault	222	170	103	5
Intimidation	57	40	14	0
Stalking	2	2	1	0
Commercial Sex Acts	0	0	0	0
Involuntary Servitude	0	0	0	0
Crimes Against Property				
Arson	4	1	1	0
Bribery	0	0	0	0
Burglary	110	28	18	11
Counterfeiting/Forgery	37	16	14	1
Destruction/Damage/Vandalism	122	41	8	2
Embezzlement	11	10	7	0
Extortion/Blackmail	0	0	0	0
Fraud - False Pretenses	57	25	7	0
Fraud - Credit Card/ATM	29	22	24	0
Fraud - Impersonation	2	1	1	0
Fraud - Welfare	0	0	0	0
Fraud - Wire	3	0	0	0
Motor Vehicle Theft	15	2	2	0
Robbery	12	3	2	2
Stolen Property Offenses	6	4	3	1
Theft - Pocket-picking	0	0	0	0
Theft - Purse Snatching	0	0	0	0
Theft - Shoplifting	119	84	79	7
Theft From Building	93	37	17	5
Theft From Coin Machine	1	0	0	0
Theft From Motor Vehicle	57	7	4	3
Theft of Motor Vehicle Parts	29	2	1	0
Theft - All Other Larceny	195	32	9	0
Crimes Against Society				
Drug/Narcotic Violations	127	126	117	16
Drug/Narcotic Equipment Violations	34	34	3	2
Gambling - Betting/Wagering	0	0	0	0
Gambling - Operating/Promoting	0	0	0	0
Gambling - Equipment Violations	0	0	0	0
Gambling - Sports Tampering	0	0	0	0
Pornography/Obscene Material	1	0	0	0
Prostitution	0	0	0	0
Prostitution Assisting/Promoting	0	0	0	0
Purchasing Prostitution	0	0	0	0
Weapon Law Violations	20	18	10	0
Total Group A Offenses	1,425	749	477	56



Vonore City Police Department - 2013

2012 Population Estimate	1,482
Offense Overview	
Offense Total	167
Number Cleared	24
Percent Cleared	14.37 %
Group A Crimes per 100,000 population	11,268.6
Arrest Overview	
Total Arrests	28
Adult Arrests	28
Juvenile Arrests	0
Unknown Age	0
Arrests per 100,000 population	1,889.3
Average number offenses/incident	1.11

Domestic Violence Victims		
Offense	Reported	Cleared
Murder	0	0
Aggravated Assault	3	3
Simple Assault	9	8
Intimidation	3	1
Stalking	0	0
Forcible Rape	0	0
Forcible Sodomy	0	0
Sexual Assault W/Object	0	0
Forcible Fondling	0	0
Incest	0	0
Statutory Rape	0	0
Kidnapping/Abduction	0	0
Total	15	12

TIBRS Group B Arrests		
Offense	Adult	Juvenile
Bad Checks	0	0
Curfew/Vagrancy	0	0
Disorderly Conduct	0	0
DUI	6	0
Drunkenness	3	0
Family-Non Violent	0	0
Liquor Law Violations	1	0
Peeping Tom	0	0
Trespass	0	0
All Other Offenses	2	0
Total Group B	12	0

TIBRS Group A Offenses	Offenses		Arrests	
	Reported	Cleared	Adult	Juvenile
Crimes Against Persons				
Murder	0	0	0	0
Negligent Manslaughter	0	0	0	0
Kidnapping/Abduction	0	0	0	0
Forcible Rape	0	0	0	0
Forcible Sodomy	0	0	0	0
Sexual Assault W/Object	0	0	0	0
Forcible Fondling	0	0	0	0
Incest	0	0	0	0
Statutory Rape	0	0	0	0
Aggravated Assault	7	5	3	0
Simple Assault	14	8	5	0
Intimidation	28	3	1	0
Stalking	0	0	0	0
Commercial Sex Acts	0	0	0	0
Involuntary Servitude	0	0	0	0
Crimes Against Property				
Arson	1	0	0	0
Bribery	0	0	0	0
Burglary	12	0	0	0
Counterfeiting/Forgery	3	0	0	0
Destruction/Damage/Vandalism	15	1	0	0
Embezzlement	0	0	0	0
Extortion/Blackmail	0	0	0	0
Fraud - False Pretenses	4	1	1	0
Fraud - Credit Card/ATM	2	0	0	0
Fraud - Impersonation	0	0	0	0
Fraud - Welfare	0	0	0	0
Fraud - Wire	0	0	0	0
Motor Vehicle Theft	4	0	0	0
Robbery	1	0	0	0
Stolen Property Offenses	1	0	0	0
Theft - Pocket-picking	0	0	0	0
Theft - Purse Snatching	0	0	0	0
Theft - Shoplifting	10	1	1	0
Theft From Building	18	0	0	0
Theft From Coin Machine	0	0	0	0
Theft From Motor Vehicle	8	0	0	0
Theft of Motor Vehicle Parts	3	0	0	0
Theft - All Other Larceny	29	1	1	0
Crimes Against Society				
Drug/Narcotic Violations	3	1	1	0
Drug/Narcotic Equipment Violations	2	1	1	0
Gambling - Betting/Wagering	0	0	0	0
Gambling - Operating/Promoting	0	0	0	0
Gambling - Equipment Violations	0	0	0	0
Gambling - Sports Tampering	0	0	0	0
Pornography/Obscene Material	0	0	0	0
Prostitution	0	0	0	0
Prostitution Assisting/Promoting	0	0	0	0
Purchasing Prostitution	0	0	0	0
Weapon Law Violations	2	2	2	0
Total Group A Offenses	167	24	16	0



Wartburg Police Department - 2013

2012 Population Estimate	913
Offense Overview	
Offense Total	37
Number Cleared	23
Percent Cleared	62.16 %
Group A Crimes per 100,000 population	4,052.6
Arrest Overview	
Total Arrests	27
Adult Arrests	27
Juvenile Arrests	0
Unknown Age	0
Arrests per 100,000 population	2,957.3
Average number offenses/incident	1.09

Domestic Violence Victims		
Offense	Reported	Cleared
Murder	0	0
Aggravated Assault	2	2
Simple Assault	1	1
Intimidation	0	0
Stalking	0	0
Forcible Rape	0	0
Forcible Sodomy	0	0
Sexual Assault W/Object	0	0
Forcible Fondling	0	0
Incest	0	0
Statutory Rape	0	0
Kidnapping/Abduction	0	0
Total	3	3

TIBRS Group B Arrests		
Offense	Adult	Juvenile
Bad Checks	0	0
Curfew/Vagrancy	0	0
Disorderly Conduct	0	0
DUI	1	0
Drunkenness	6	0
Family-Non Violent	1	0
Liquor Law Violations	0	0
Peeping Tom	0	0
Trespass	0	0
All Other Offenses	0	0
Total Group B	8	0

TIBRS Group A Offenses	Offenses		Arrests	
	Reported	Cleared	Adult	Juvenile
Crimes Against Persons				
Murder	0	0	0	0
Negligent Manslaughter	0	0	0	0
Kidnapping/Abduction	0	0	0	0
Forcible Rape	0	0	0	0
Forcible Sodomy	0	0	0	0
Sexual Assault W/Object	0	0	0	0
Forcible Fondling	0	0	0	0
Incest	0	0	0	0
Statutory Rape	1	1	1	0
Aggravated Assault	3	3	2	0
Simple Assault	5	4	3	0
Intimidation	0	0	0	0
Stalking	0	0	0	0
Commercial Sex Acts	0	0	0	0
Involuntary Servitude	0	0	0	0
Crimes Against Property				
Arson	0	0	0	0
Bribery	0	0	0	0
Burglary	1	1	1	0
Counterfeiting/Forgery	0	0	0	0
Destruction/Damage/Vandalism	2	1	0	0
Embezzlement	0	0	0	0
Extortion/Blackmail	0	0	0	0
Fraud - False Pretenses	1	0	0	0
Fraud - Credit Card/ATM	0	0	0	0
Fraud - Impersonation	2	2	2	0
Fraud - Welfare	0	0	0	0
Fraud - Wire	0	0	0	0
Motor Vehicle Theft	0	0	0	0
Robbery	0	0	0	0
Stolen Property Offenses	1	0	0	0
Theft - Pocket-picking	0	0	0	0
Theft - Purse Snatching	0	0	0	0
Theft - Shoplifting	3	1	1	0
Theft From Building	3	1	1	0
Theft From Coin Machine	0	0	0	0
Theft From Motor Vehicle	2	0	0	0
Theft of Motor Vehicle Parts	0	0	0	0
Theft - All Other Larceny	4	0	0	0
Crimes Against Society				
Drug/Narcotic Violations	6	6	6	0
Drug/Narcotic Equipment Violations	3	3	2	0
Gambling - Betting/Wagering	0	0	0	0
Gambling - Operating/Promoting	0	0	0	0
Gambling - Equipment Violations	0	0	0	0
Gambling - Sports Tampering	0	0	0	0
Pornography/Obscene Material	0	0	0	0
Prostitution	0	0	0	0
Prostitution Assisting/Promoting	0	0	0	0
Purchasing Prostitution	0	0	0	0
Weapon Law Violations	0	0	0	0
Total Group A Offenses	37	23	19	0



Wartrace Police Department - 2013

2012 Population Estimate	649
Offense Overview	
Offense Total	9
Number Cleared	2
Percent Cleared	22.22 %
Group A Crimes per 100,000 population	1,386.7
Arrest Overview	
Total Arrests	2
Adult Arrests	2
Juvenile Arrests	0
Unknown Age	0
Arrests per 100,000 population	308.2
Average number offenses/incident	1.00

Domestic Violence Victims		
Offense	Reported	Cleared
Murder	0	0
Aggravated Assault	0	0
Simple Assault	2	0
Intimidation	1	0
Stalking	0	0
Forcible Rape	0	0
Forcible Sodomy	0	0
Sexual Assault W/Object	0	0
Forcible Fondling	0	0
Incest	0	0
Statutory Rape	0	0
Kidnapping/Abduction	0	0
Total	3	0

TIBRS Group B Arrests		
Offense	Adult	Juvenile
Bad Checks	0	0
Curfew/Vagrancy	0	0
Disorderly Conduct	0	0
DUI	0	0
Drunkenness	0	0
Family-Non Violent	0	0
Liquor Law Violations	0	0
Peeping Tom	0	0
Trespass	0	0
All Other Offenses	0	0
Total Group B	0	0

	Offenses		Arrests	
	Reported	Cleared	Adult	Juvenile
TIBRS Group A Offenses				
Crimes Against Persons				
Murder	0	0	0	0
Negligent Manslaughter	0	0	0	0
Kidnapping/Abduction	0	0	0	0
Forcible Rape	0	0	0	0
Forcible Sodomy	0	0	0	0
Sexual Assault W/Object	0	0	0	0
Forcible Fondling	0	0	0	0
Incest	0	0	0	0
Statutory Rape	0	0	0	0
Aggravated Assault	1	1	1	0
Simple Assault	2	0	0	0
Intimidation	1	0	0	0
Stalking	0	0	0	0
Commercial Sex Acts	0	0	0	0
Involuntary Servitude	0	0	0	0
Crimes Against Property				
Arson	0	0	0	0
Bribery	0	0	0	0
Burglary	0	0	0	0
Counterfeiting/Forgery	0	0	0	0
Destruction/Damage/Vandalism	4	1	1	0
Embezzlement	0	0	0	0
Extortion/Blackmail	0	0	0	0
Fraud - False Pretenses	0	0	0	0
Fraud - Credit Card/ATM	0	0	0	0
Fraud - Impersonation	0	0	0	0
Fraud - Welfare	0	0	0	0
Fraud - Wire	0	0	0	0
Motor Vehicle Theft	0	0	0	0
Robbery	0	0	0	0
Stolen Property Offenses	0	0	0	0
Theft - Pocket-picking	0	0	0	0
Theft - Purse Snatching	0	0	0	0
Theft - Shoplifting	0	0	0	0
Theft From Building	0	0	0	0
Theft From Coin Machine	0	0	0	0
Theft From Motor Vehicle	0	0	0	0
Theft of Motor Vehicle Parts	0	0	0	0
Theft - All Other Larceny	1	0	0	0
Crimes Against Society				
Drug/Narcotic Violations	0	0	0	0
Drug/Narcotic Equipment Violations	0	0	0	0
Gambling - Betting/Wagering	0	0	0	0
Gambling - Operating/Promoting	0	0	0	0
Gambling - Equipment Violations	0	0	0	0
Gambling - Sports Tampering	0	0	0	0
Pornography/Obscene Material	0	0	0	0
Prostitution	0	0	0	0
Prostitution Assisting/Promoting	0	0	0	0
Purchasing Prostitution	0	0	0	0
Weapon Law Violations	0	0	0	0
Total Group A Offenses	9	2	2	0



2012 Population Estimate	453
Offense Overview	
Offense Total	4
Number Cleared	0
Percent Cleared	0.00 %
Group A Crimes per 100,000 population	883.0
Arrest Overview	
Total Arrests	0
Adult Arrests	0
Juvenile Arrests	0
Unknown Age	0
Arrests per 100,000 population	0.0
Average number offenses/incident	1.00

Domestic Violence Victims		
Offense	Reported	Cleared
Murder	0	0
Aggravated Assault	0	0
Simple Assault	0	0
Intimidation	0	0
Stalking	0	0
Forcible Rape	0	0
Forcible Sodomy	0	0
Sexual Assault W/Object	0	0
Forcible Fondling	0	0
Incest	0	0
Statutory Rape	0	0
Kidnapping/Abduction	0	0
Total	0	0

TIBRS Group B Arrests		
Offense	Adult	Juvenile
Bad Checks	0	0
Curfew/Vagrancy	0	0
Disorderly Conduct	0	0
DUI	0	0
Drunkenness	0	0
Family-Non Violent	0	0
Liquor Law Violations	0	0
Peeping Tom	0	0
Trespass	0	0
All Other Offenses	0	0
Total Group B	0	0

TIBRS Group A Offenses	Offenses		Arrests	
	Reported	Cleared	Adult	Juvenile
Crimes Against Persons				
Murder	0	0	0	0
Negligent Manslaughter	0	0	0	0
Kidnapping/Abduction	0	0	0	0
Forcible Rape	0	0	0	0
Forcible Sodomy	0	0	0	0
Sexual Assault W/Object	0	0	0	0
Forcible Fondling	0	0	0	0
Incest	0	0	0	0
Statutory Rape	0	0	0	0
Aggravated Assault	0	0	0	0
Simple Assault	0	0	0	0
Intimidation	0	0	0	0
Stalking	0	0	0	0
Commercial Sex Acts	0	0	0	0
Involuntary Servitude	0	0	0	0
Crimes Against Property				
Arson	0	0	0	0
Bribery	0	0	0	0
Burglary	0	0	0	0
Counterfeiting/Forgery	0	0	0	0
Destruction/Damage/Vandalism	3	0	0	0
Embezzlement	0	0	0	0
Extortion/Blackmail	0	0	0	0
Fraud - False Pretenses	0	0	0	0
Fraud - Credit Card/ATM	0	0	0	0
Fraud - Impersonation	0	0	0	0
Fraud - Welfare	0	0	0	0
Fraud - Wire	0	0	0	0
Motor Vehicle Theft	0	0	0	0
Robbery	0	0	0	0
Stolen Property Offenses	0	0	0	0
Theft - Pocket-picking	0	0	0	0
Theft - Purse Snatching	0	0	0	0
Theft - Shoplifting	0	0	0	0
Theft From Building	0	0	0	0
Theft From Coin Machine	0	0	0	0
Theft From Motor Vehicle	0	0	0	0
Theft of Motor Vehicle Parts	0	0	0	0
Theft - All Other Larceny	1	0	0	0
Crimes Against Society				
Drug/Narcotic Violations	0	0	0	0
Drug/Narcotic Equipment Violations	0	0	0	0
Gambling - Betting/Wagering	0	0	0	0
Gambling - Operating/Promoting	0	0	0	0
Gambling - Equipment Violations	0	0	0	0
Gambling - Sports Tampering	0	0	0	0
Pornography/Obscene Material	0	0	0	0
Prostitution	0	0	0	0
Prostitution Assisting/Promoting	0	0	0	0
Purchasing Prostitution	0	0	0	0
Weapon Law Violations	0	0	0	0
Total Group A Offenses	4	0	0	0



Watertown Police Department - 2013

2012 Population Estimate	1,488
Offense Overview	
Offense Total	111
Number Cleared	24
Percent Cleared	21.62 %
Group A Crimes per 100,000 population	7,459.7
Arrest Overview	
Total Arrests	40
Adult Arrests	39
Juvenile Arrests	1
Unknown Age	0
Arrests per 100,000 population	2,688.2
Average number offenses/incident	1.14

Domestic Violence Victims		
Offense	Reported	Cleared
Murder	0	0
Aggravated Assault	2	1
Simple Assault	13	6
Intimidation	6	0
Stalking	0	0
Forcible Rape	0	0
Forcible Sodomy	0	0
Sexual Assault W/Object	0	0
Forcible Fondling	1	0
Incest	0	0
Statutory Rape	0	0
Kidnapping/Abduction	0	0
Total	22	7

TIBRS Group B Arrests		
Offense	Adult	Juvenile
Bad Checks	0	0
Curfew/Vagrancy	0	0
Disorderly Conduct	1	0
DUI	10	0
Drunkenness	1	0
Family-Non Violent	0	0
Liquor Law Violations	3	0
Peeping Tom	0	0
Trespass	0	0
All Other Offenses	7	1
Total Group B	22	1

TIBRS Group A Offenses	Offenses		Arrests	
	Reported	Cleared	Adult	Juvenile
Crimes Against Persons				
Murder	0	0	0	0
Negligent Manslaughter	0	0	0	0
Kidnapping/Abduction	0	0	0	0
Forcible Rape	0	0	0	0
Forcible Sodomy	0	0	0	0
Sexual Assault W/Object	0	0	0	0
Forcible Fondling	2	0	0	0
Incest	0	0	0	0
Statutory Rape	0	0	0	0
Aggravated Assault	2	1	1	0
Simple Assault	25	8	7	0
Intimidation	18	0	0	0
Stalking	0	0	0	0
Commercial Sex Acts	0	0	0	0
Involuntary Servitude	0	0	0	0
Crimes Against Property				
Arson	0	0	0	0
Bribery	0	0	0	0
Burglary	13	3	2	0
Counterfeiting/Forgery	4	1	0	0
Destruction/Damage/Vandalism	11	2	2	0
Embezzlement	0	0	0	0
Extortion/Blackmail	0	0	0	0
Fraud - False Pretenses	3	2	1	0
Fraud - Credit Card/ATM	1	1	1	0
Fraud - Impersonation	0	0	0	0
Fraud - Welfare	0	0	0	0
Fraud - Wire	0	0	0	0
Motor Vehicle Theft	0	0	0	0
Robbery	0	0	0	0
Stolen Property Offenses	0	0	0	0
Theft - Pocket-picking	1	0	0	0
Theft - Purse Snatching	0	0	0	0
Theft - Shoplifting	3	0	0	0
Theft From Building	11	3	2	0
Theft From Coin Machine	0	0	0	0
Theft From Motor Vehicle	2	0	0	0
Theft of Motor Vehicle Parts	0	0	0	0
Theft - All Other Larceny	11	0	0	0
Crimes Against Society				
Drug/Narcotic Violations	3	2	1	0
Drug/Narcotic Equipment Violations	1	1	0	0
Gambling - Betting/Wagering	0	0	0	0
Gambling - Operating/Promoting	0	0	0	0
Gambling - Equipment Violations	0	0	0	0
Gambling - Sports Tampering	0	0	0	0
Pornography/Obscene Material	0	0	0	0
Prostitution	0	0	0	0
Prostitution Assisting/Promoting	0	0	0	0
Purchasing Prostitution	0	0	0	0
Weapon Law Violations	0	0	0	0
Total Group A Offenses	111	24	17	0



Waverly Police Department - 2013

2012 Population Estimate	4,131
Offense Overview	
Offense Total	310
Number Cleared	236
Percent Cleared	76.13 %
Group A Crimes per 100,000 population	7,504.2
Arrest Overview	
Total Arrests	251
Adult Arrests	234
Juvenile Arrests	17
Unknown Age	0
Arrests per 100,000 population	6,076.0
Average number offenses/incident	1.24

Domestic Violence Victims		
Offense	Reported	Cleared
Murder	0	0
Aggravated Assault	6	6
Simple Assault	28	26
Intimidation	0	0
Stalking	0	0
Forcible Rape	0	0
Forcible Sodomy	0	0
Sexual Assault W/Object	0	0
Forcible Fondling	0	0
Incest	0	0
Statutory Rape	0	0
Kidnapping/Abduction	0	0
Total	34	32

TIBRS Group B Arrests		
Offense	Adult	Juvenile
Bad Checks	0	0
Curfew/Vagrancy	0	0
Disorderly Conduct	6	0
DUI	17	0
Drunkenness	12	0
Family-Non Violent	0	0
Liquor Law Violations	3	0
Peeping Tom	0	0
Trespass	3	0
All Other Offenses	29	7
Total Group B	70	7

TIBRS Group A Offenses	Offenses		Arrests	
	Reported	Cleared	Adult	Juvenile
Crimes Against Persons				
Murder	0	0	0	0
Negligent Manslaughter	0	0	0	0
Kidnapping/Abduction	0	0	0	0
Forcible Rape	0	0	0	0
Forcible Sodomy	1	0	0	0
Sexual Assault W/Object	0	0	0	0
Forcible Fondling	0	0	0	0
Incest	0	0	0	0
Statutory Rape	0	0	0	0
Aggravated Assault	14	13	9	0
Simple Assault	38	35	29	2
Intimidation	0	0	0	0
Stalking	0	0	0	0
Commercial Sex Acts	0	0	0	0
Involuntary Servitude	0	0	0	0
Crimes Against Property				
Arson	0	0	0	0
Bribery	0	0	0	0
Burglary	16	2	3	0
Counterfeiting/Forgery	2	0	0	0
Destruction/Damage/Vandalism	27	10	7	1
Embezzlement	0	0	0	0
Extortion/Blackmail	0	0	0	0
Fraud - False Pretenses	1	0	0	0
Fraud - Credit Card/ATM	6	1	1	0
Fraud - Impersonation	2	2	1	1
Fraud - Welfare	0	0	0	0
Fraud - Wire	0	0	0	0
Motor Vehicle Theft	0	0	0	0
Robbery	1	1	1	0
Stolen Property Offenses	0	0	0	0
Theft - Pocket-picking	0	0	0	0
Theft - Purse Snatching	0	0	0	0
Theft - Shoplifting	24	21	18	3
Theft From Building	17	5	3	1
Theft From Coin Machine	0	0	0	0
Theft From Motor Vehicle	4	1	2	0
Theft of Motor Vehicle Parts	1	0	0	0
Theft - All Other Larceny	17	7	6	0
Crimes Against Society				
Drug/Narcotic Violations	85	85	60	1
Drug/Narcotic Equipment Violations	51	50	22	1
Gambling - Betting/Wagering	0	0	0	0
Gambling - Operating/Promoting	0	0	0	0
Gambling - Equipment Violations	0	0	0	0
Gambling - Sports Tampering	0	0	0	0
Pornography/Obscene Material	0	0	0	0
Prostitution	0	0	0	0
Prostitution Assisting/Promoting	0	0	0	0
Purchasing Prostitution	0	0	0	0
Weapon Law Violations	3	3	2	0
Total Group A Offenses	310	236	164	10



Waynesboro Police Department - 2013

2012 Population Estimate	2,437
Offense Overview	
Offense Total	153
Number Cleared	136
Percent Cleared	88.89 %
Group A Crimes per 100,000 population	6,278.2
Arrest Overview	
Total Arrests	243
Adult Arrests	229
Juvenile Arrests	14
Unknown Age	0
Arrests per 100,000 population	9,971.3
Average number offenses/incident	1.42

Domestic Violence Victims		
Offense	Reported	Cleared
Murder	0	0
Aggravated Assault	9	9
Simple Assault	7	7
Intimidation	3	1
Stalking	1	1
Forcible Rape	0	0
Forcible Sodomy	0	0
Sexual Assault W/Object	0	0
Forcible Fondling	0	0
Incest	0	0
Statutory Rape	0	0
Kidnapping/Abduction	0	0
Total	20	18

TIBRS Group B Arrests		
Offense	Adult	Juvenile
Bad Checks	0	0
Curfew/Vagrancy	0	0
Disorderly Conduct	2	0
DUI	17	0
Drunkenness	7	0
Family-Non Violent	0	1
Liquor Law Violations	7	9
Peeping Tom	0	0
Trespass	6	0
All Other Offenses	8	0
Total Group B	47	10

TIBRS Group A Offenses	Offenses		Arrests	
	Reported	Cleared	Adult	Juvenile
Crimes Against Persons				
Murder	0	0	0	0
Negligent Manslaughter	0	0	0	0
Kidnapping/Abduction	0	0	0	0
Forcible Rape	0	0	0	0
Forcible Sodomy	0	0	0	0
Sexual Assault W/Object	0	0	0	0
Forcible Fondling	0	0	0	0
Incest	0	0	0	0
Statutory Rape	0	0	0	0
Aggravated Assault	14	14	10	1
Simple Assault	13	13	14	1
Intimidation	5	2	2	0
Stalking	1	1	1	0
Commercial Sex Acts	0	0	0	0
Involuntary Servitude	0	0	0	0
Crimes Against Property				
Arson	0	0	0	0
Bribery	0	0	0	0
Burglary	20	18	52	0
Counterfeiting/Forgery	9	8	8	0
Destruction/Damage/Vandalism	7	6	3	1
Embezzlement	1	1	1	0
Extortion/Blackmail	0	0	0	0
Fraud - False Pretenses	1	0	0	0
Fraud - Credit Card/ATM	0	0	0	0
Fraud - Impersonation	6	6	5	0
Fraud - Welfare	0	0	0	0
Fraud - Wire	0	0	0	0
Motor Vehicle Theft	0	0	0	0
Robbery	0	0	0	0
Stolen Property Offenses	0	0	0	0
Theft - Pocket-picking	0	0	0	0
Theft - Purse Snatching	0	0	0	0
Theft - Shoplifting	9	9	9	0
Theft From Building	3	1	0	0
Theft From Coin Machine	0	0	0	0
Theft From Motor Vehicle	22	16	46	0
Theft of Motor Vehicle Parts	0	0	0	0
Theft - All Other Larceny	15	14	7	0
Crimes Against Society				
Drug/Narcotic Violations	20	20	20	1
Drug/Narcotic Equipment Violations	4	4	2	0
Gambling - Betting/Wagering	0	0	0	0
Gambling - Operating/Promoting	0	0	0	0
Gambling - Equipment Violations	0	0	0	0
Gambling - Sports Tampering	0	0	0	0
Pornography/Obscene Material	0	0	0	0
Prostitution	0	0	0	0
Prostitution Assisting/Promoting	0	0	0	0
Purchasing Prostitution	0	0	0	0
Weapon Law Violations	3	3	2	0
Total Group A Offenses	153	136	182	4



Westmoreland Police Department - 2013

2012 Population Estimate	2,243
Offense Overview	
Offense Total	175
Number Cleared	53
Percent Cleared	30.29 %
Group A Crimes per 100,000 population	7,802.1
Arrest Overview	
Total Arrests	81
Adult Arrests	78
Juvenile Arrests	3
Unknown Age	0
Arrests per 100,000 population	3,611.2
Average number offenses/incident	1.17

Domestic Violence Victims		
Offense	Reported	Cleared
Murder	0	0
Aggravated Assault	1	1
Simple Assault	25	14
Intimidation	10	2
Stalking	2	0
Forcible Rape	0	0
Forcible Sodomy	0	0
Sexual Assault W/Object	0	0
Forcible Fondling	0	0
Incest	2	0
Statutory Rape	0	0
Kidnapping/Abduction	0	0
Total	40	17

TIBRS Group B Arrests		
Offense	Adult	Juvenile
Bad Checks	0	0
Curfew/Vagrancy	0	0
Disorderly Conduct	1	0
DUI	16	0
Drunkenness	4	0
Family-Non Violent	0	0
Liquor Law Violations	4	1
Peeping Tom	0	0
Trespass	0	0
All Other Offenses	6	0
Total Group B	31	1

TIBRS Group A Offenses	Offenses		Arrests	
	Reported	Cleared	Adult	Juvenile
Crimes Against Persons				
Murder	0	0	0	0
Negligent Manslaughter	0	0	0	0
Kidnapping/Abduction	0	0	0	0
Forcible Rape	1	0	0	0
Forcible Sodomy	0	0	0	0
Sexual Assault W/Object	0	0	0	0
Forcible Fondling	0	0	0	0
Incest	2	0	0	0
Statutory Rape	0	0	0	0
Aggravated Assault	6	4	2	1
Simple Assault	35	18	17	0
Intimidation	23	2	2	0
Stalking	2	0	0	0
Commercial Sex Acts	0	0	0	0
Involuntary Servitude	0	0	0	0
Crimes Against Property				
Arson	0	0	0	0
Bribery	0	0	0	0
Burglary	9	0	0	0
Counterfeiting/Forgery	2	1	2	0
Destruction/Damage/Vandalism	21	0	0	0
Embezzlement	0	0	0	0
Extortion/Blackmail	0	0	0	0
Fraud - False Pretenses	3	0	0	0
Fraud - Credit Card/ATM	0	0	0	0
Fraud - Impersonation	0	0	0	0
Fraud - Welfare	0	0	0	0
Fraud - Wire	0	0	0	0
Motor Vehicle Theft	6	3	2	0
Robbery	0	0	0	0
Stolen Property Offenses	0	0	0	0
Theft - Pocket-picking	0	0	0	0
Theft - Purse Snatching	0	0	0	0
Theft - Shoplifting	1	1	1	0
Theft From Building	15	0	0	0
Theft From Coin Machine	0	0	0	0
Theft From Motor Vehicle	4	0	0	0
Theft of Motor Vehicle Parts	1	0	0	0
Theft - All Other Larceny	14	1	1	0
Crimes Against Society				
Drug/Narcotic Violations	19	16	17	1
Drug/Narcotic Equipment Violations	11	7	3	0
Gambling - Betting/Wagering	0	0	0	0
Gambling - Operating/Promoting	0	0	0	0
Gambling - Equipment Violations	0	0	0	0
Gambling - Sports Tampering	0	0	0	0
Pornography/Obscene Material	0	0	0	0
Prostitution	0	0	0	0
Prostitution Assisting/Promoting	0	0	0	0
Purchasing Prostitution	0	0	0	0
Weapon Law Violations	0	0	0	0
Total Group A Offenses	175	53	47	2



White Bluff Police Department - 2013

2012 Population Estimate	3,291
Offense Overview	
Offense Total	134
Number Cleared	45
Percent Cleared	33.58 %
Group A Crimes per 100,000 population	4,071.7
Arrest Overview	
Total Arrests	171
Adult Arrests	169
Juvenile Arrests	2
Unknown Age	0
Arrests per 100,000 population	5,196.0
Average number offenses/incident	1.15

Domestic Violence Victims		
Offense	Reported	Cleared
Murder	0	0
Aggravated Assault	3	2
Simple Assault	12	6
Intimidation	1	0
Stalking	0	0
Forcible Rape	0	0
Forcible Sodomy	0	0
Sexual Assault W/Object	0	0
Forcible Fondling	0	0
Incest	0	0
Statutory Rape	0	0
Kidnapping/Abduction	0	0
Total	16	8

TIBRS Group B Arrests		
Offense	Adult	Juvenile
Bad Checks	10	0
Curfew/Vagrancy	0	0
Disorderly Conduct	0	0
DUI	15	0
Drunkenness	3	0
Family-Non Violent	0	0
Liquor Law Violations	0	0
Peeping Tom	0	0
Trespass	0	0
All Other Offenses	107	0
Total Group B	135	0

TIBRS Group A Offenses	Offenses		Arrests	
	Reported	Cleared	Adult	Juvenile
Crimes Against Persons				
Murder	0	0	0	0
Negligent Manslaughter	0	0	0	0
Kidnapping/Abduction	0	0	0	0
Forcible Rape	1	0	0	0
Forcible Sodomy	0	0	0	0
Sexual Assault W/Object	0	0	0	0
Forcible Fondling	1	1	1	0
Incest	0	0	0	0
Statutory Rape	1	0	0	0
Aggravated Assault	6	4	4	0
Simple Assault	17	6	4	1
Intimidation	4	0	0	0
Stalking	0	0	0	0
Commercial Sex Acts	0	0	0	0
Involuntary Servitude	0	0	0	0
Crimes Against Property				
Arson	0	0	0	0
Bribery	0	0	0	0
Burglary	13	2	1	0
Counterfeiting/Forgery	1	1	1	0
Destruction/Damage/Vandalism	13	3	2	0
Embezzlement	0	0	0	0
Extortion/Blackmail	0	0	0	0
Fraud - False Pretenses	4	0	0	0
Fraud - Credit Card/ATM	1	1	1	0
Fraud - Impersonation	0	0	0	0
Fraud - Welfare	0	0	0	0
Fraud - Wire	0	0	0	0
Motor Vehicle Theft	8	0	0	0
Robbery	0	0	0	0
Stolen Property Offenses	3	2	1	0
Theft - Pocket-picking	0	0	0	0
Theft - Purse Snatching	0	0	0	0
Theft - Shoplifting	2	2	2	0
Theft From Building	14	1	1	0
Theft From Coin Machine	0	0	0	0
Theft From Motor Vehicle	11	2	1	0
Theft of Motor Vehicle Parts	3	0	0	0
Theft - All Other Larceny	12	2	1	0
Crimes Against Society				
Drug/Narcotic Violations	12	12	12	1
Drug/Narcotic Equipment Violations	5	4	1	0
Gambling - Betting/Wagering	0	0	0	0
Gambling - Operating/Promoting	0	0	0	0
Gambling - Equipment Violations	0	0	0	0
Gambling - Sports Tampering	0	0	0	0
Pornography/Obscene Material	0	0	0	0
Prostitution	0	0	0	0
Prostitution Assisting/Promoting	0	0	0	0
Purchasing Prostitution	0	0	0	0
Weapon Law Violations	2	2	1	0
Total Group A Offenses	134	45	34	2



White House Police Department - 2013

2012 Population Estimate **10,587**

Offense Overview

Offense Total 605
 Number Cleared 292
 Percent Cleared 48.26 %
 Group A Crimes per 100,000
 population 5,714.6

Arrest Overview

Total Arrests 301
 Adult Arrests 234
 Juvenile Arrests 67
 Unknown Age 0
 Arrests per 100,000 population 2,843.1
 Average number offenses/incident 1.20

Domestic Violence Victims		
Offense	Reported	Cleared
Murder	0	0
Aggravated Assault	4	2
Simple Assault	43	26
Intimidation	7	5
Stalking	1	0
Forcible Rape	0	0
Forcible Sodomy	0	0
Sexual Assault W/Object	0	0
Forcible Fondling	1	0
Incest	0	0
Statutory Rape	1	1
Kidnapping/Abduction	0	0
Total	57	34

TIBRS Group B Arrests		
Offense	Adult	Juvenile
Bad Checks	2	0
Curfew/Vagrancy	0	0
Disorderly Conduct	1	0
DUI	40	0
Drunkenness	9	3
Family-Non Violent	0	1
Liquor Law Violations	5	0
Peeping Tom	0	0
Trespass	1	0
All Other Offenses	14	17
Total Group B	72	21

TIBRS Group A Offenses	Offenses		Arrests	
	Reported	Cleared	Adult	Juvenile
Crimes Against Persons				
Murder	0	0	0	0
Negligent Manslaughter	0	0	0	0
Kidnapping/Abduction	0	0	0	0
Forcible Rape	1	1	0	0
Forcible Sodomy	0	0	0	0
Sexual Assault W/Object	0	0	0	0
Forcible Fondling	2	0	0	0
Incest	0	0	0	0
Statutory Rape	1	1	1	0
Aggravated Assault	8	6	5	0
Simple Assault	57	31	20	3
Intimidation	31	15	1	0
Stalking	4	2	1	1
Commercial Sex Acts	0	0	0	0
Involuntary Servitude	0	0	0	0
Crimes Against Property				
Arson	2	2	1	2
Bribery	0	0	0	0
Burglary	30	12	2	2
Counterfeiting/Forgery	13	1	0	0
Destruction/Damage/Vandalism	85	14	3	11
Embezzlement	2	2	2	0
Extortion/Blackmail	1	0	0	0
Fraud - False Pretenses	18	6	4	0
Fraud - Credit Card/ATM	14	0	0	0
Fraud - Impersonation	2	1	1	0
Fraud - Welfare	0	0	0	0
Fraud - Wire	3	1	1	0
Motor Vehicle Theft	11	5	1	0
Robbery	1	1	1	0
Stolen Property Offenses	0	0	0	0
Theft - Pocket-picking	0	0	0	0
Theft - Purse Snatching	0	0	0	0
Theft - Shoplifting	59	39	39	9
Theft From Building	38	13	6	2
Theft From Coin Machine	2	1	0	0
Theft From Motor Vehicle	51	7	3	2
Theft of Motor Vehicle Parts	9	0	0	0
Theft - All Other Larceny	20	2	0	0
Crimes Against Society				
Drug/Narcotic Violations	74	68	53	9
Drug/Narcotic Equipment Violations	59	57	16	4
Gambling - Betting/Wagering	0	0	0	0
Gambling - Operating/Promoting	0	0	0	0
Gambling - Equipment Violations	0	0	0	0
Gambling - Sports Tampering	0	0	0	0
Pornography/Obscene Material	2	1	0	0
Prostitution	0	0	0	0
Prostitution Assisting/Promoting	0	0	0	0
Purchasing Prostitution	0	0	0	0
Weapon Law Violations	5	3	1	1
Total Group A Offenses	605	292	162	46



White Pine Police Department - 2013

2012 Population Estimate	2,221
Offense Overview	
Offense Total	198
Number Cleared	75
Percent Cleared	37.88 %
Group A Crimes per 100,000 population	8,914.9
Arrest Overview	
Total Arrests	96
Adult Arrests	92
Juvenile Arrests	4
Unknown Age	0
Arrests per 100,000 population	4,322.4
Average number offenses/incident	1.13

Domestic Violence Victims		
Offense	Reported	Cleared
Murder	0	0
Aggravated Assault	1	1
Simple Assault	6	4
Intimidation	4	3
Stalking	0	0
Forcible Rape	0	0
Forcible Sodomy	0	0
Sexual Assault W/Object	0	0
Forcible Fondling	0	0
Incest	0	0
Statutory Rape	0	0
Kidnapping/Abduction	0	0
Total	11	8

TIBRS Group B Arrests		
Offense	Adult	Juvenile
Bad Checks	0	0
Curfew/Vagrancy	0	0
Disorderly Conduct	5	0
DUI	7	0
Drunkenness	6	0
Family-Non Violent	1	0
Liquor Law Violations	0	0
Peeping Tom	0	0
Trespass	5	0
All Other Offenses	7	0
Total Group B	31	0

TIBRS Group A Offenses	Offenses		Arrests	
	Reported	Cleared	Adult	Juvenile
Crimes Against Persons				
Murder	0	0	0	0
Negligent Manslaughter	0	0	0	0
Kidnapping/Abduction	0	0	0	0
Forcible Rape	0	0	0	0
Forcible Sodomy	0	0	0	0
Sexual Assault W/Object	0	0	0	0
Forcible Fondling	0	0	0	0
Incest	0	0	0	0
Statutory Rape	0	0	0	0
Aggravated Assault	3	3	1	0
Simple Assault	10	5	4	1
Intimidation	8	5	2	0
Stalking	1	0	0	0
Commercial Sex Acts	0	0	0	0
Involuntary Servitude	0	0	0	0
Crimes Against Property				
Arson	0	0	0	0
Bribery	0	0	0	0
Burglary	9	2	1	1
Counterfeiting/Forgery	5	1	0	0
Destruction/Damage/Vandalism	18	4	2	1
Embezzlement	0	0	0	0
Extortion/Blackmail	0	0	0	0
Fraud - False Pretenses	1	1	1	0
Fraud - Credit Card/ATM	37	2	1	0
Fraud - Impersonation	2	0	0	0
Fraud - Welfare	0	0	0	0
Fraud - Wire	0	0	0	0
Motor Vehicle Theft	1	0	0	0
Robbery	2	2	2	1
Stolen Property Offenses	0	0	0	0
Theft - Pocket-picking	0	0	0	0
Theft - Purse Snatching	1	0	0	0
Theft - Shoplifting	21	18	20	0
Theft From Building	8	1	0	0
Theft From Coin Machine	3	2	1	0
Theft From Motor Vehicle	9	0	0	0
Theft of Motor Vehicle Parts	5	0	0	0
Theft - All Other Larceny	35	10	13	0
Crimes Against Society				
Drug/Narcotic Violations	13	13	13	0
Drug/Narcotic Equipment Violations	6	6	0	0
Gambling - Betting/Wagering	0	0	0	0
Gambling - Operating/Promoting	0	0	0	0
Gambling - Equipment Violations	0	0	0	0
Gambling - Sports Tampering	0	0	0	0
Pornography/Obscene Material	0	0	0	0
Prostitution	0	0	0	0
Prostitution Assisting/Promoting	0	0	0	0
Purchasing Prostitution	0	0	0	0
Weapon Law Violations	0	0	0	0
Total Group A Offenses	198	75	61	4



Whiteville Police Department - 2013

2012 Population Estimate	4,593
Offense Overview	
Offense Total	104
Number Cleared	57
Percent Cleared	54.81 %
Group A Crimes per 100,000 population	2,264.3
Arrest Overview	
Total Arrests	94
Adult Arrests	88
Juvenile Arrests	6
Unknown Age	0
Arrests per 100,000 population	2,046.6
Average number offenses/incident	1.27

Domestic Violence Victims		
Offense	Reported	Cleared
Murder	0	0
Aggravated Assault	8	8
Simple Assault	9	9
Intimidation	0	0
Stalking	0	0
Forcible Rape	0	0
Forcible Sodomy	0	0
Sexual Assault W/Object	0	0
Forcible Fondling	0	0
Incest	0	0
Statutory Rape	0	0
Kidnapping/Abduction	0	0
Total	17	17

TIBRS Group B Arrests		
Offense	Adult	Juvenile
Bad Checks	0	0
Curfew/Vagrancy	0	0
Disorderly Conduct	1	2
DUI	4	0
Drunkenness	4	0
Family-Non Violent	0	0
Liquor Law Violations	1	0
Peeping Tom	0	0
Trespass	2	0
All Other Offenses	2	0
Total Group B	14	2

TIBRS Group A Offenses	Offenses		Arrests	
	Reported	Cleared	Adult	Juvenile
Crimes Against Persons				
Murder	0	0	0	0
Negligent Manslaughter	0	0	0	0
Kidnapping/Abduction	0	0	0	0
Forcible Rape	0	0	0	0
Forcible Sodomy	0	0	0	0
Sexual Assault W/Object	0	0	0	0
Forcible Fondling	0	0	0	0
Incest	0	0	0	0
Statutory Rape	0	0	0	0
Aggravated Assault	11	11	8	0
Simple Assault	19	18	13	3
Intimidation	3	0	0	0
Stalking	0	0	0	0
Commercial Sex Acts	0	0	0	0
Involuntary Servitude	0	0	0	0
Crimes Against Property				
Arson	1	1	1	0
Bribery	0	0	0	0
Burglary	11	1	1	0
Counterfeiting/Forgery	2	2	2	0
Destruction/Damage/Vandalism	11	3	1	0
Embezzlement	0	0	0	0
Extortion/Blackmail	0	0	0	0
Fraud - False Pretenses	0	0	0	0
Fraud - Credit Card/ATM	0	0	0	0
Fraud - Impersonation	2	1	0	0
Fraud - Welfare	0	0	0	0
Fraud - Wire	0	0	0	0
Motor Vehicle Theft	2	1	1	0
Robbery	3	0	0	0
Stolen Property Offenses	0	0	0	0
Theft - Pocket-picking	0	0	0	0
Theft - Purse Snatching	0	0	0	0
Theft - Shoplifting	6	5	9	0
Theft From Building	0	0	0	0
Theft From Coin Machine	1	0	0	0
Theft From Motor Vehicle	2	0	0	0
Theft of Motor Vehicle Parts	1	0	0	0
Theft - All Other Larceny	16	2	3	0
Crimes Against Society				
Drug/Narcotic Violations	6	6	17	1
Drug/Narcotic Equipment Violations	4	3	4	0
Gambling - Betting/Wagering	0	0	0	0
Gambling - Operating/Promoting	1	1	13	0
Gambling - Equipment Violations	0	0	0	0
Gambling - Sports Tampering	0	0	0	0
Pornography/Obscene Material	0	0	0	0
Prostitution	0	0	0	0
Prostitution Assisting/Promoting	0	0	0	0
Purchasing Prostitution	0	0	0	0
Weapon Law Violations	2	2	1	0
Total Group A Offenses	104	57	74	4



Whitwell Police Department - 2013

2012 Population Estimate	1,701
Offense Overview	
Offense Total	33
Number Cleared	25
Percent Cleared	75.76 %
Group A Crimes per 100,000 population	1,940.0
Arrest Overview	
Total Arrests	45
Adult Arrests	45
Juvenile Arrests	0
Unknown Age	0
Arrests per 100,000 population	2,645.5
Average number offenses/incident	1.22

Domestic Violence Victims		
Offense	Reported	Cleared
Murder	0	0
Aggravated Assault	2	1
Simple Assault	2	2
Intimidation	0	0
Stalking	2	2
Forcible Rape	0	0
Forcible Sodomy	0	0
Sexual Assault W/Object	0	0
Forcible Fondling	0	0
Incest	0	0
Statutory Rape	0	0
Kidnapping/Abduction	0	0
Total	6	5

TIBRS Group B Arrests		
Offense	Adult	Juvenile
Bad Checks	3	0
Curfew/Vagrancy	0	0
Disorderly Conduct	2	0
DUI	11	0
Drunkenness	4	0
Family-Non Violent	0	0
Liquor Law Violations	0	0
Peeping Tom	0	0
Trespass	0	0
All Other Offenses	1	0
Total Group B	21	0

TIBRS Group A Offenses	Offenses		Arrests	
	Reported	Cleared	Adult	Juvenile
Crimes Against Persons				
Murder	0	0	0	0
Negligent Manslaughter	0	0	0	0
Kidnapping/Abduction	0	0	0	0
Forcible Rape	0	0	0	0
Forcible Sodomy	0	0	0	0
Sexual Assault W/Object	0	0	0	0
Forcible Fondling	0	0	0	0
Incest	0	0	0	0
Statutory Rape	0	0	0	0
Aggravated Assault	3	2	2	0
Simple Assault	3	3	1	0
Intimidation	0	0	0	0
Stalking	2	2	2	0
Commercial Sex Acts	0	0	0	0
Involuntary Servitude	0	0	0	0
Crimes Against Property				
Arson	0	0	0	0
Bribery	0	0	0	0
Burglary	1	0	0	0
Counterfeiting/Forgery	0	0	0	0
Destruction/Damage/Vandalism	1	0	0	0
Embezzlement	0	0	0	0
Extortion/Blackmail	0	0	0	0
Fraud - False Pretenses	0	0	0	0
Fraud - Credit Card/ATM	0	0	0	0
Fraud - Impersonation	0	0	0	0
Fraud - Welfare	0	0	0	0
Fraud - Wire	0	0	0	0
Motor Vehicle Theft	1	1	2	0
Robbery	0	0	0	0
Stolen Property Offenses	0	0	0	0
Theft - Pocket-picking	0	0	0	0
Theft - Purse Snatching	0	0	0	0
Theft - Shoplifting	0	0	0	0
Theft From Building	2	0	0	0
Theft From Coin Machine	0	0	0	0
Theft From Motor Vehicle	2	1	1	0
Theft of Motor Vehicle Parts	1	0	0	0
Theft - All Other Larceny	2	1	1	0
Crimes Against Society				
Drug/Narcotic Violations	8	8	10	0
Drug/Narcotic Equipment Violations	6	6	4	0
Gambling - Betting/Wagering	0	0	0	0
Gambling - Operating/Promoting	0	0	0	0
Gambling - Equipment Violations	0	0	0	0
Gambling - Sports Tampering	0	0	0	0
Pornography/Obscene Material	0	0	0	0
Prostitution	0	0	0	0
Prostitution Assisting/Promoting	0	0	0	0
Purchasing Prostitution	0	0	0	0
Weapon Law Violations	1	1	1	0
Total Group A Offenses	33	25	24	0

Data appears low for 2013. Check www.tncrimeonline.com for updates.



Winchester Police Department - 2013

2012 Population Estimate	8,436
Offense Overview	
Offense Total	904
Number Cleared	425
Percent Cleared	47.01 %
Group A Crimes per 100,000 population	10,716.0
Arrest Overview	
Total Arrests	530
Adult Arrests	499
Juvenile Arrests	31
Unknown Age	0
Arrests per 100,000 population	6,282.6
Average number offenses/incident	1.19

Domestic Violence Victims		
Offense	Reported	Cleared
Murder	0	0
Aggravated Assault	22	19
Simple Assault	86	64
Intimidation	9	0
Stalking	5	2
Forcible Rape	0	0
Forcible Sodomy	0	0
Sexual Assault W/Object	0	0
Forcible Fondling	2	1
Incest	0	0
Statutory Rape	1	1
Kidnapping/Abduction	3	3
Total	128	90

TIBRS Group B Arrests		
Offense	Adult	Juvenile
Bad Checks	0	0
Curfew/Vagrancy	0	11
Disorderly Conduct	16	0
DUI	62	1
Drunkenness	49	0
Family-Non Violent	1	0
Liquor Law Violations	16	1
Peeping Tom	0	0
Trespass	13	0
All Other Offenses	29	0
Total Group B	186	13

TIBRS Group A Offenses	Offenses		Arrests	
	Reported	Cleared	Adult	Juvenile
Crimes Against Persons				
Murder	0	0	0	0
Negligent Manslaughter	0	0	0	0
Kidnapping/Abduction	3	3	0	0
Forcible Rape	1	0	0	0
Forcible Sodomy	0	0	0	0
Sexual Assault W/Object	0	0	0	0
Forcible Fondling	6	1	1	0
Incest	0	0	0	0
Statutory Rape	2	1	1	0
Aggravated Assault	52	38	24	1
Simple Assault	142	81	60	2
Intimidation	42	2	0	0
Stalking	13	3	2	0
Commercial Sex Acts	0	0	0	0
Involuntary Servitude	0	0	0	0
Crimes Against Property				
Arson	1	0	0	0
Bribery	0	0	0	0
Burglary	47	4	3	0
Counterfeiting/Forgery	17	1	0	0
Destruction/Damage/Vandalism	77	15	6	0
Embezzlement	7	2	1	0
Extortion/Blackmail	0	0	0	0
Fraud - False Pretenses	33	7	5	1
Fraud - Credit Card/ATM	10	2	1	0
Fraud - Impersonation	8	8	5	2
Fraud - Welfare	0	0	0	0
Fraud - Wire	7	0	0	0
Motor Vehicle Theft	13	5	4	0
Robbery	2	0	0	0
Stolen Property Offenses	1	1	1	0
Theft - Pocket-picking	0	0	0	0
Theft - Purse Snatching	0	0	0	0
Theft - Shoplifting	87	68	71	7
Theft From Building	53	10	2	0
Theft From Coin Machine	2	0	0	0
Theft From Motor Vehicle	27	2	1	0
Theft of Motor Vehicle Parts	12	3	2	0
Theft - All Other Larceny	57	7	5	0
Crimes Against Society				
Drug/Narcotic Violations	126	113	104	4
Drug/Narcotic Equipment Violations	51	44	11	1
Gambling - Betting/Wagering	0	0	0	0
Gambling - Operating/Promoting	0	0	0	0
Gambling - Equipment Violations	0	0	0	0
Gambling - Sports Tampering	0	0	0	0
Pornography/Obscene Material	1	0	0	0
Prostitution	0	0	0	0
Prostitution Assisting/Promoting	0	0	0	0
Purchasing Prostitution	0	0	0	0
Weapon Law Violations	4	4	3	0
Total Group A Offenses	904	425	313	18



Winfield Police Department - 2013

2012 Population Estimate	966
Offense Overview	
Offense Total	34
Number Cleared	27
Percent Cleared	79.41 %
Group A Crimes per 100,000 population	3,519.7
Arrest Overview	
Total Arrests	35
Adult Arrests	34
Juvenile Arrests	1
Unknown Age	0
Arrests per 100,000 population	3,623.2
Average number offenses/incident	1.17

Domestic Violence Victims		
Offense	Reported	Cleared
Murder	0	0
Aggravated Assault	0	0
Simple Assault	4	4
Intimidation	0	0
Stalking	0	0
Forcible Rape	0	0
Forcible Sodomy	0	0
Sexual Assault W/Object	0	0
Forcible Fondling	0	0
Incest	0	0
Statutory Rape	0	0
Kidnapping/Abduction	0	0
Total	4	4

TIBRS Group B Arrests		
Offense	Adult	Juvenile
Bad Checks	1	0
Curfew/Vagrancy	0	0
Disorderly Conduct	1	0
DUI	2	0
Drunkenness	0	0
Family-Non Violent	0	0
Liquor Law Violations	5	0
Peeping Tom	0	0
Trespass	0	0
All Other Offenses	3	0
Total Group B	12	0

TIBRS Group A Offenses	Offenses		Arrests	
	Reported	Cleared	Adult	Juvenile
Crimes Against Persons				
Murder	0	0	0	0
Negligent Manslaughter	0	0	0	0
Kidnapping/Abduction	0	0	0	0
Forcible Rape	0	0	0	0
Forcible Sodomy	0	0	0	0
Sexual Assault W/Object	0	0	0	0
Forcible Fondling	0	0	0	0
Incest	0	0	0	0
Statutory Rape	0	0	0	0
Aggravated Assault	1	1	1	0
Simple Assault	6	6	5	0
Intimidation	1	1	1	0
Stalking	0	0	0	0
Commercial Sex Acts	0	0	0	0
Involuntary Servitude	0	0	0	0
Crimes Against Property				
Arson	0	0	0	0
Bribery	0	0	0	0
Burglary	3	1	2	0
Counterfeiting/Forgery	1	1	1	0
Destruction/Damage/Vandalism	4	2	0	1
Embezzlement	0	0	0	0
Extortion/Blackmail	0	0	0	0
Fraud - False Pretenses	0	0	0	0
Fraud - Credit Card/ATM	0	0	0	0
Fraud - Impersonation	0	0	0	0
Fraud - Welfare	0	0	0	0
Fraud - Wire	0	0	0	0
Motor Vehicle Theft	0	0	0	0
Robbery	1	1	1	0
Stolen Property Offenses	0	0	0	0
Theft - Pocket-picking	0	0	0	0
Theft - Purse Snatching	0	0	0	0
Theft - Shoplifting	0	0	0	0
Theft From Building	1	1	1	0
Theft From Coin Machine	0	0	0	0
Theft From Motor Vehicle	0	0	0	0
Theft of Motor Vehicle Parts	0	0	0	0
Theft - All Other Larceny	5	2	2	0
Crimes Against Society				
Drug/Narcotic Violations	6	6	6	0
Drug/Narcotic Equipment Violations	5	5	2	0
Gambling - Betting/Wagering	0	0	0	0
Gambling - Operating/Promoting	0	0	0	0
Gambling - Equipment Violations	0	0	0	0
Gambling - Sports Tampering	0	0	0	0
Pornography/Obscene Material	0	0	0	0
Prostitution	0	0	0	0
Prostitution Assisting/Promoting	0	0	0	0
Purchasing Prostitution	0	0	0	0
Weapon Law Violations	0	0	0	0
Total Group A Offenses	34	27	22	1



Woodbury Police Department - 2013

2012 Population Estimate	2,702
Offense Overview	
Offense Total	176
Number Cleared	129
Percent Cleared	73.30 %
Group A Crimes per 100,000 population	6,513.7
Arrest Overview	
Total Arrests	207
Adult Arrests	161
Juvenile Arrests	46
Unknown Age	0
Arrests per 100,000 population	7,661.0
Average number offenses/incident	1.17

Domestic Violence Victims		
Offense	Reported	Cleared
Murder	0	0
Aggravated Assault	1	1
Simple Assault	15	15
Intimidation	3	3
Stalking	0	0
Forcible Rape	0	0
Forcible Sodomy	0	0
Sexual Assault W/Object	0	0
Forcible Fondling	0	0
Incest	0	0
Statutory Rape	0	0
Kidnapping/Abduction	0	0
Total	19	19

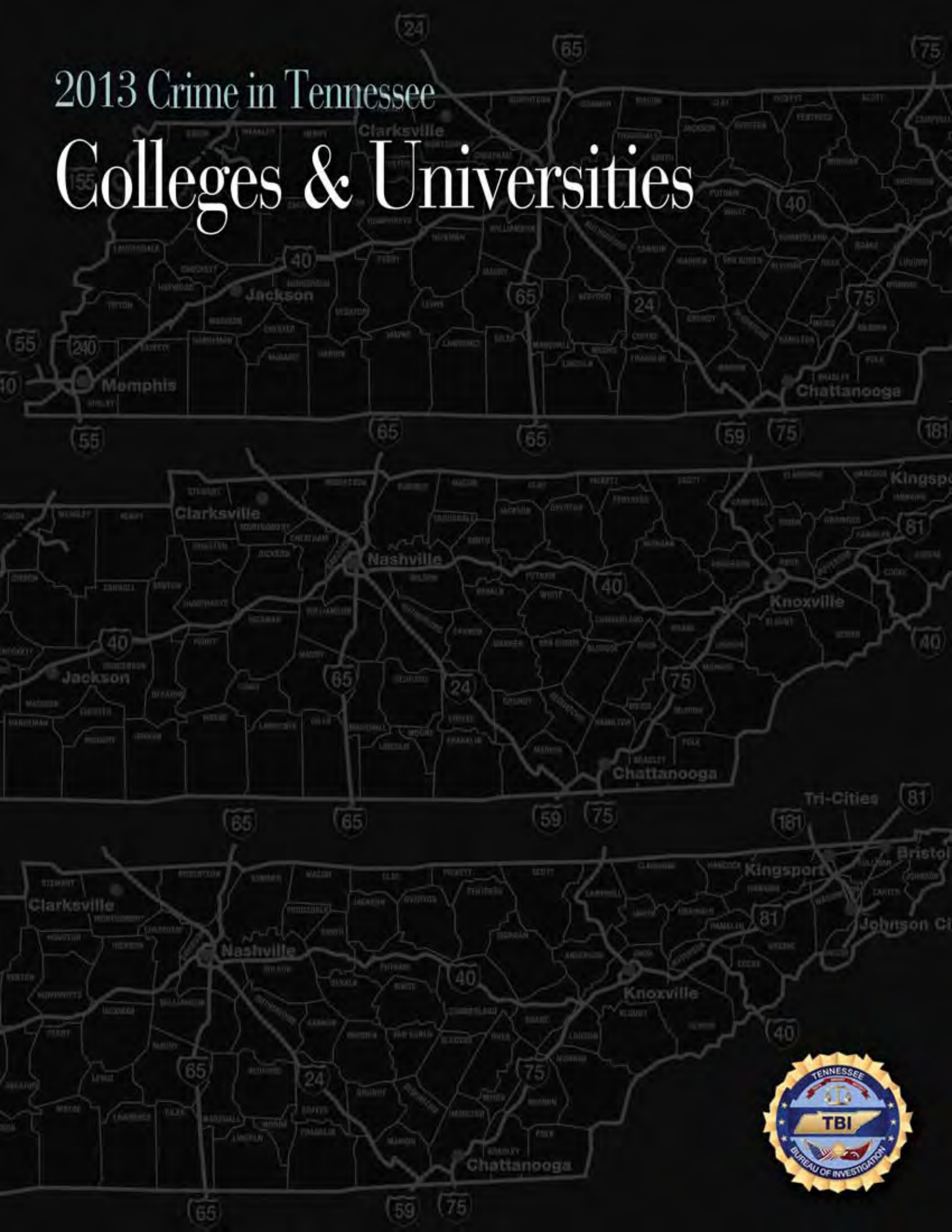
TIBRS Group B Arrests		
Offense	Adult	Juvenile
Bad Checks	0	0
Curfew/Vagrancy	0	0
Disorderly Conduct	1	2
DUI	32	0
Drunkenness	8	0
Family-Non Violent	0	0
Liquor Law Violations	3	1
Peeping Tom	0	0
Trespass	10	12
All Other Offenses	11	9
Total Group B	65	24

TIBRS Group A Offenses	Offenses		Arrests	
	Reported	Cleared	Adult	Juvenile
Crimes Against Persons				
Murder	0	0	0	0
Negligent Manslaughter	0	0	0	0
Kidnapping/Abduction	0	0	0	0
Forcible Rape	0	0	0	0
Forcible Sodomy	0	0	0	0
Sexual Assault W/Object	0	0	0	0
Forcible Fondling	0	0	0	0
Incest	0	0	0	0
Statutory Rape	0	0	0	0
Aggravated Assault	5	5	2	2
Simple Assault	23	23	17	5
Intimidation	4	4	4	0
Stalking	0	0	0	0
Commercial Sex Acts	0	0	0	0
Involuntary Servitude	0	0	0	0
Crimes Against Property				
Arson	1	0	0	0
Bribery	0	0	0	0
Burglary	20	7	9	0
Counterfeiting/Forgery	1	1	1	0
Destruction/Damage/Vandalism	24	8	4	2
Embezzlement	0	0	0	0
Extortion/Blackmail	0	0	0	0
Fraud - False Pretenses	0	0	0	0
Fraud - Credit Card/ATM	3	0	0	0
Fraud - Impersonation	0	0	0	0
Fraud - Welfare	0	0	0	0
Fraud - Wire	0	0	0	0
Motor Vehicle Theft	3	0	0	0
Robbery	1	1	1	0
Stolen Property Offenses	1	1	1	0
Theft - Pocket-picking	0	0	0	0
Theft - Purse Snatching	0	0	0	0
Theft - Shoplifting	9	9	8	2
Theft From Building	6	4	4	0
Theft From Coin Machine	1	0	0	0
Theft From Motor Vehicle	7	1	0	1
Theft of Motor Vehicle Parts	0	0	0	0
Theft - All Other Larceny	4	2	2	0
Crimes Against Society				
Drug/Narcotic Violations	32	32	27	4
Drug/Narcotic Equipment Violations	27	27	14	4
Gambling - Betting/Wagering	0	0	0	0
Gambling - Operating/Promoting	0	0	0	0
Gambling - Equipment Violations	0	0	0	0
Gambling - Sports Tampering	0	0	0	0
Pornography/Obscene Material	0	0	0	0
Prostitution	0	0	0	0
Prostitution Assisting/Promoting	0	0	0	0
Purchasing Prostitution	0	0	0	0
Weapon Law Violations	4	4	2	2
Total Group A Offenses	176	129	96	22



2013 Crime in Tennessee

Colleges & Universities



2012 Population Estimate	11,778
Offense Overview	
Offense Total	196
Number Cleared	49
Percent Cleared	25.00 %
Group A Crimes per 100,000 population	1,664.1
Arrest Overview	
Total Arrests	77
Adult Arrests	76
Juvenile Arrests	1
Unknown Age	0
Arrests per 100,000 population	653.8
Average number offenses/incident	1.04

Domestic Violence Victims		
Offense	Reported	Cleared
Murder	0	0
Aggravated Assault	0	0
Simple Assault	7	7
Intimidation	1	1
Stalking	0	0
Forcible Rape	0	0
Forcible Sodomy	0	0
Sexual Assault W/Object	0	0
Forcible Fondling	0	0
Incest	0	0
Statutory Rape	0	0
Kidnapping/Abduction	0	0
Total	8	8

TIBRS Group B Arrests		
Offense	Adult	Juvenile
Bad Checks	0	0
Curfew/Vagrancy	0	0
Disorderly Conduct	0	0
DUI	0	0
Drunkenness	2	0
Family-Non Violent	0	0
Liquor Law Violations	24	0
Peeping Tom	0	0
Trespass	1	0
All Other Offenses	1	0
Total Group B	28	0

TIBRS Group A Offenses	Offenses		Arrests	
	Reported	Cleared	Adult	Juvenile
Crimes Against Persons				
Murder	0	0	0	0
Negligent Manslaughter	0	0	0	0
Kidnapping/Abduction	0	0	0	0
Forcible Rape	0	0	0	0
Forcible Sodomy	0	0	0	0
Sexual Assault W/Object	0	0	0	0
Forcible Fondling	1	1	1	0
Incest	0	0	0	0
Statutory Rape	0	0	0	0
Aggravated Assault	0	0	0	0
Simple Assault	15	11	11	0
Intimidation	5	3	2	0
Stalking	0	0	0	0
Commercial Sex Acts	0	0	0	0
Involuntary Servitude	0	0	0	0
Crimes Against Property				
Arson	0	0	0	0
Bribery	0	0	0	0
Burglary	15	1	1	0
Counterfeiting/Forgery	0	0	0	0
Destruction/Damage/Vandalism	23	5	6	0
Embezzlement	0	0	0	0
Extortion/Blackmail	0	0	0	0
Fraud - False Pretenses	0	0	0	0
Fraud - Credit Card/ATM	2	1	1	0
Fraud - Impersonation	0	0	0	0
Fraud - Welfare	0	0	0	0
Fraud - Wire	0	0	0	0
Motor Vehicle Theft	0	0	0	0
Robbery	1	0	0	0
Stolen Property Offenses	0	0	0	0
Theft - Pocket-picking	2	0	0	0
Theft - Purse Snatching	0	0	0	0
Theft - Shoplifting	2	1	3	0
Theft From Building	54	2	1	0
Theft From Coin Machine	0	0	0	0
Theft From Motor Vehicle	30	0	0	0
Theft of Motor Vehicle Parts	1	0	0	0
Theft - All Other Larceny	20	0	0	0
Crimes Against Society				
Drug/Narcotic Violations	8	8	7	1
Drug/Narcotic Equipment Violations	14	13	12	0
Gambling - Betting/Wagering	0	0	0	0
Gambling - Operating/Promoting	0	0	0	0
Gambling - Equipment Violations	0	0	0	0
Gambling - Sports Tampering	0	0	0	0
Pornography/Obscene Material	0	0	0	0
Prostitution	0	0	0	0
Prostitution Assisting/Promoting	0	0	0	0
Purchasing Prostitution	0	0	0	0
Weapon Law Violations	3	3	3	0
Total Group A Offenses	196	49	48	1



2012 Population Estimate	7,353
Offense Overview	
Offense Total	38
Number Cleared	18
Percent Cleared	47.37 %
Group A Crimes per 100,000 population	516.8
Arrest Overview	
Total Arrests	9
Adult Arrests	9
Juvenile Arrests	0
Unknown Age	0
Arrests per 100,000 population	122.4
Average number offenses/incident	1.12

Domestic Violence Victims		
Offense	Reported	Cleared
Murder	0	0
Aggravated Assault	0	0
Simple Assault	0	0
Intimidation	1	1
Stalking	1	0
Forcible Rape	0	0
Forcible Sodomy	0	0
Sexual Assault W/Object	0	0
Forcible Fondling	0	0
Incest	0	0
Statutory Rape	0	0
Kidnapping/Abduction	0	0
Total	2	1

TIBRS Group B Arrests		
Offense	Adult	Juvenile
Bad Checks	0	0
Curfew/Vagrancy	0	0
Disorderly Conduct	0	0
DUI	0	0
Drunkenness	0	0
Family-Non Violent	0	0
Liquor Law Violations	0	0
Peeping Tom	0	0
Trespass	0	0
All Other Offenses	0	0
Total Group B	0	0

TIBRS Group A Offenses	Offenses		Arrests	
	Reported	Cleared	Adult	Juvenile
Crimes Against Persons				
Murder	0	0	0	0
Negligent Manslaughter	0	0	0	0
Kidnapping/Abduction	0	0	0	0
Forcible Rape	0	0	0	0
Forcible Sodomy	0	0	0	0
Sexual Assault W/Object	0	0	0	0
Forcible Fondling	0	0	0	0
Incest	0	0	0	0
Statutory Rape	0	0	0	0
Aggravated Assault	0	0	0	0
Simple Assault	6	4	0	0
Intimidation	2	2	0	0
Stalking	1	0	0	0
Commercial Sex Acts	0	0	0	0
Involuntary Servitude	0	0	0	0
Crimes Against Property				
Arson	0	0	0	0
Bribery	0	0	0	0
Burglary	0	0	0	0
Counterfeiting/Forgery	0	0	0	0
Destruction/Damage/Vandalism	4	1	0	0
Embezzlement	0	0	0	0
Extortion/Blackmail	0	0	0	0
Fraud - False Pretenses	0	0	0	0
Fraud - Credit Card/ATM	0	0	0	0
Fraud - Impersonation	0	0	0	0
Fraud - Welfare	0	0	0	0
Fraud - Wire	0	0	0	0
Motor Vehicle Theft	0	0	0	0
Robbery	0	0	0	0
Stolen Property Offenses	0	0	0	0
Theft - Pocket-picking	0	0	0	0
Theft - Purse Snatching	0	0	0	0
Theft - Shoplifting	0	0	0	0
Theft From Building	12	2	2	0
Theft From Coin Machine	0	0	0	0
Theft From Motor Vehicle	2	0	0	0
Theft of Motor Vehicle Parts	1	0	0	0
Theft - All Other Larceny	1	0	0	0
Crimes Against Society				
Drug/Narcotic Violations	5	5	5	0
Drug/Narcotic Equipment Violations	1	1	0	0
Gambling - Betting/Wagering	2	2	1	0
Gambling - Operating/Promoting	0	0	0	0
Gambling - Equipment Violations	0	0	0	0
Gambling - Sports Tampering	0	0	0	0
Pornography/Obscene Material	0	0	0	0
Prostitution	0	0	0	0
Prostitution Assisting/Promoting	0	0	0	0
Purchasing Prostitution	0	0	0	0
Weapon Law Violations	1	1	1	0
Total Group A Offenses	38	18	9	0



2012 Population Estimate	1,782
Offense Overview	
Offense Total	29
Number Cleared	11
Percent Cleared	37.93 %
Group A Crimes per 100,000 population	1,627.4
Arrest Overview	
Total Arrests	38
Adult Arrests	38
Juvenile Arrests	0
Unknown Age	0
Arrests per 100,000 population	2,132.4
Average number offenses/incident	1.00

Domestic Violence Victims		
Offense	Reported	Cleared
Murder	0	0
Aggravated Assault	0	0
Simple Assault	0	0
Intimidation	1	0
Stalking	0	0
Forcible Rape	0	0
Forcible Sodomy	0	0
Sexual Assault W/Object	0	0
Forcible Fondling	0	0
Incest	0	0
Statutory Rape	0	0
Kidnapping/Abduction	0	0
Total	1	0

TIBRS Group B Arrests		
Offense	Adult	Juvenile
Bad Checks	0	0
Curfew/Vagrancy	0	0
Disorderly Conduct	3	0
DUI	0	0
Drunkenness	15	0
Family-Non Violent	0	0
Liquor Law Violations	2	0
Peeping Tom	0	0
Trespass	1	0
All Other Offenses	3	0
Total Group B	24	0

TIBRS Group A Offenses	Offenses		Arrests	
	Reported	Cleared	Adult	Juvenile
Crimes Against Persons				
Murder	0	0	0	0
Negligent Manslaughter	0	0	0	0
Kidnapping/Abduction	0	0	0	0
Forcible Rape	1	1	1	0
Forcible Sodomy	0	0	0	0
Sexual Assault W/Object	0	0	0	0
Forcible Fondling	0	0	0	0
Incest	0	0	0	0
Statutory Rape	0	0	0	0
Aggravated Assault	0	0	0	0
Simple Assault	1	1	1	0
Intimidation	1	0	0	0
Stalking	0	0	0	0
Commercial Sex Acts	0	0	0	0
Involuntary Servitude	0	0	0	0
Crimes Against Property				
Arson	0	0	0	0
Bribery	0	0	0	0
Burglary	1	0	0	0
Counterfeiting/Forgery	0	0	0	0
Destruction/Damage/Vandalism	4	1	1	0
Embezzlement	0	0	0	0
Extortion/Blackmail	0	0	0	0
Fraud - False Pretenses	0	0	0	0
Fraud - Credit Card/ATM	2	1	1	0
Fraud - Impersonation	0	0	0	0
Fraud - Welfare	0	0	0	0
Fraud - Wire	0	0	0	0
Motor Vehicle Theft	0	0	0	0
Robbery	0	0	0	0
Stolen Property Offenses	0	0	0	0
Theft - Pocket-picking	0	0	0	0
Theft - Purse Snatching	0	0	0	0
Theft - Shoplifting	0	0	0	0
Theft From Building	7	2	2	0
Theft From Coin Machine	0	0	0	0
Theft From Motor Vehicle	4	1	1	0
Theft of Motor Vehicle Parts	1	0	0	0
Theft - All Other Larceny	6	3	6	0
Crimes Against Society				
Drug/Narcotic Violations	0	0	0	0
Drug/Narcotic Equipment Violations	0	0	0	0
Gambling - Betting/Wagering	0	0	0	0
Gambling - Operating/Promoting	0	0	0	0
Gambling - Equipment Violations	0	0	0	0
Gambling - Sports Tampering	0	0	0	0
Pornography/Obscene Material	0	0	0	0
Prostitution	0	0	0	0
Prostitution Assisting/Promoting	0	0	0	0
Purchasing Prostitution	0	0	0	0
Weapon Law Violations	1	1	1	0
Total Group A Offenses	29	11	14	0



2012 Population Estimate	2,929
Offense Overview	
Offense Total	11
Number Cleared	1
Percent Cleared	9.09 %
Group A Crimes per 100,000 population	375.6
Arrest Overview	
Total Arrests	1
Adult Arrests	1
Juvenile Arrests	0
Unknown Age	0
Arrests per 100,000 population	34.1
Average number offenses/incident	1.10

Domestic Violence Victims		
Offense	Reported	Cleared
Murder	0	0
Aggravated Assault	0	0
Simple Assault	0	0
Intimidation	0	0
Stalking	0	0
Forcible Rape	0	0
Forcible Sodomy	0	0
Sexual Assault W/Object	0	0
Forcible Fondling	0	0
Incest	0	0
Statutory Rape	0	0
Kidnapping/Abduction	0	0
Total	0	0

TIBRS Group B Arrests		
Offense	Adult	Juvenile
Bad Checks	0	0
Curfew/Vagrancy	0	0
Disorderly Conduct	0	0
DUI	0	0
Drunkenness	0	0
Family-Non Violent	0	0
Liquor Law Violations	0	0
Peeping Tom	0	0
Trespass	0	0
All Other Offenses	0	0
Total Group B	0	0

TIBRS Group A Offenses	Offenses		Arrests	
	Reported	Cleared	Adult	Juvenile
Crimes Against Persons				
Murder	0	0	0	0
Negligent Manslaughter	0	0	0	0
Kidnapping/Abduction	0	0	0	0
Forcible Rape	0	0	0	0
Forcible Sodomy	0	0	0	0
Sexual Assault W/Object	0	0	0	0
Forcible Fondling	0	0	0	0
Incest	0	0	0	0
Statutory Rape	0	0	0	0
Aggravated Assault	0	0	0	0
Simple Assault	2	0	0	0
Intimidation	0	0	0	0
Stalking	0	0	0	0
Commercial Sex Acts	0	0	0	0
Involuntary Servitude	0	0	0	0
Crimes Against Property				
Arson	0	0	0	0
Bribery	0	0	0	0
Burglary	0	0	0	0
Counterfeiting/Forgery	0	0	0	0
Destruction/Damage/Vandalism	4	0	0	0
Embezzlement	0	0	0	0
Extortion/Blackmail	0	0	0	0
Fraud - False Pretenses	0	0	0	0
Fraud - Credit Card/ATM	0	0	0	0
Fraud - Impersonation	0	0	0	0
Fraud - Welfare	0	0	0	0
Fraud - Wire	0	0	0	0
Motor Vehicle Theft	0	0	0	0
Robbery	0	0	0	0
Stolen Property Offenses	0	0	0	0
Theft - Pocket-picking	0	0	0	0
Theft - Purse Snatching	0	0	0	0
Theft - Shoplifting	0	0	0	0
Theft From Building	3	1	1	0
Theft From Coin Machine	0	0	0	0
Theft From Motor Vehicle	1	0	0	0
Theft of Motor Vehicle Parts	0	0	0	0
Theft - All Other Larceny	0	0	0	0
Crimes Against Society				
Drug/Narcotic Violations	1	0	0	0
Drug/Narcotic Equipment Violations	0	0	0	0
Gambling - Betting/Wagering	0	0	0	0
Gambling - Operating/Promoting	0	0	0	0
Gambling - Equipment Violations	0	0	0	0
Gambling - Sports Tampering	0	0	0	0
Pornography/Obscene Material	0	0	0	0
Prostitution	0	0	0	0
Prostitution Assisting/Promoting	0	0	0	0
Purchasing Prostitution	0	0	0	0
Weapon Law Violations	0	0	0	0
Total Group A Offenses	11	1	1	0



2012 Population Estimate	16,594
Offense Overview	
Offense Total	201
Number Cleared	86
Percent Cleared	42.79 %
Group A Crimes per 100,000 population	1,211.3
Arrest Overview	
Total Arrests	112
Adult Arrests	102
Juvenile Arrests	10
Unknown Age	0
Arrests per 100,000 population	674.9
Average number offenses/incident	1.20

Domestic Violence Victims		
Offense	Reported	Cleared
Murder	0	0
Aggravated Assault	0	0
Simple Assault	4	2
Intimidation	0	0
Stalking	0	0
Forcible Rape	0	0
Forcible Sodomy	0	0
Sexual Assault W/Object	0	0
Forcible Fondling	0	0
Incest	0	0
Statutory Rape	0	0
Kidnapping/Abduction	0	0
Total	4	2

TIBRS Group B Arrests		
Offense	Adult	Juvenile
Bad Checks	0	0
Curfew/Vagrancy	0	0
Disorderly Conduct	2	0
DUI	17	0
Drunkenness	9	0
Family-Non Violent	0	0
Liquor Law Violations	16	0
Peeping Tom	0	0
Trespass	3	2
All Other Offenses	3	0
Total Group B	50	2

TIBRS Group A Offenses	Offenses		Arrests	
	Reported	Cleared	Adult	Juvenile
Crimes Against Persons				
Murder	0	0	0	0
Negligent Manslaughter	0	0	0	0
Kidnapping/Abduction	0	0	0	0
Forcible Rape	0	0	0	0
Forcible Sodomy	0	0	0	0
Sexual Assault W/Object	0	0	0	0
Forcible Fondling	0	0	0	0
Incest	0	0	0	0
Statutory Rape	0	0	0	0
Aggravated Assault	3	3	1	1
Simple Assault	9	4	1	0
Intimidation	7	5	0	0
Stalking	1	0	0	0
Commercial Sex Acts	0	0	0	0
Involuntary Servitude	0	0	0	0
Crimes Against Property				
Arson	1	0	0	0
Bribery	0	0	0	0
Burglary	12	3	2	0
Counterfeiting/Forgery	0	0	0	0
Destruction/Damage/Vandalism	32	3	2	0
Embezzlement	1	0	0	0
Extortion/Blackmail	1	0	0	0
Fraud - False Pretenses	1	0	0	0
Fraud - Credit Card/ATM	3	0	0	0
Fraud - Impersonation	2	2	1	0
Fraud - Welfare	0	0	0	0
Fraud - Wire	0	0	0	0
Motor Vehicle Theft	4	3	1	1
Robbery	2	1	2	2
Stolen Property Offenses	0	0	0	0
Theft - Pocket-picking	0	0	0	0
Theft - Purse Snatching	0	0	0	0
Theft - Shoplifting	0	0	0	0
Theft From Building	41	4	3	0
Theft From Coin Machine	0	0	0	0
Theft From Motor Vehicle	9	3	0	3
Theft of Motor Vehicle Parts	5	0	0	0
Theft - All Other Larceny	12	0	0	0
Crimes Against Society				
Drug/Narcotic Violations	28	28	31	1
Drug/Narcotic Equipment Violations	23	23	7	0
Gambling - Betting/Wagering	0	0	0	0
Gambling - Operating/Promoting	0	0	0	0
Gambling - Equipment Violations	0	0	0	0
Gambling - Sports Tampering	0	0	0	0
Pornography/Obscene Material	0	0	0	0
Prostitution	0	0	0	0
Prostitution Assisting/Promoting	0	0	0	0
Purchasing Prostitution	0	0	0	0
Weapon Law Violations	4	4	1	0
Total Group A Offenses	201	86	52	8



2012 Population Estimate	3,675
Offense Overview	
Offense Total	3
Number Cleared	1
Percent Cleared	33.33 %
Group A Crimes per 100,000 population	81.6
Arrest Overview	
Total Arrests	3
Adult Arrests	3
Juvenile Arrests	0
Unknown Age	0
Arrests per 100,000 population	81.6
Average number offenses/incident	1.00

Domestic Violence Victims		
Offense	Reported	Cleared
Murder	0	0
Aggravated Assault	0	0
Simple Assault	0	0
Intimidation	1	0
Stalking	0	0
Forcible Rape	0	0
Forcible Sodomy	0	0
Sexual Assault W/Object	0	0
Forcible Fondling	0	0
Incest	0	0
Statutory Rape	0	0
Kidnapping/Abduction	0	0
Total	1	0

TIBRS Group B Arrests		
Offense	Adult	Juvenile
Bad Checks	0	0
Curfew/Vagrancy	0	0
Disorderly Conduct	0	0
DUI	0	0
Drunkenness	0	0
Family-Non Violent	0	0
Liquor Law Violations	1	0
Peeping Tom	0	0
Trespass	0	0
All Other Offenses	0	0
Total Group B	1	0

TIBRS Group A Offenses	Offenses		Arrests	
	Reported	Cleared	Adult	Juvenile
Crimes Against Persons				
Murder	0	0	0	0
Negligent Manslaughter	0	0	0	0
Kidnapping/Abduction	0	0	0	0
Forcible Rape	0	0	0	0
Forcible Sodomy	0	0	0	0
Sexual Assault W/Object	0	0	0	0
Forcible Fondling	0	0	0	0
Incest	0	0	0	0
Statutory Rape	0	0	0	0
Aggravated Assault	0	0	0	0
Simple Assault	0	0	0	0
Intimidation	1	0	0	0
Stalking	0	0	0	0
Commercial Sex Acts	0	0	0	0
Involuntary Servitude	0	0	0	0
Crimes Against Property				
Arson	0	0	0	0
Bribery	0	0	0	0
Burglary	0	0	0	0
Counterfeiting/Forgery	0	0	0	0
Destruction/Damage/Vandalism	1	0	0	0
Embezzlement	0	0	0	0
Extortion/Blackmail	0	0	0	0
Fraud - False Pretenses	0	0	0	0
Fraud - Credit Card/ATM	0	0	0	0
Fraud - Impersonation	0	0	0	0
Fraud - Welfare	0	0	0	0
Fraud - Wire	0	0	0	0
Motor Vehicle Theft	0	0	0	0
Robbery	0	0	0	0
Stolen Property Offenses	0	0	0	0
Theft - Pocket-picking	0	0	0	0
Theft - Purse Snatching	0	0	0	0
Theft - Shoplifting	0	0	0	0
Theft From Building	0	0	0	0
Theft From Coin Machine	0	0	0	0
Theft From Motor Vehicle	0	0	0	0
Theft of Motor Vehicle Parts	0	0	0	0
Theft - All Other Larceny	0	0	0	0
Crimes Against Society				
Drug/Narcotic Violations	1	1	2	0
Drug/Narcotic Equipment Violations	0	0	0	0
Gambling - Betting/Wagering	0	0	0	0
Gambling - Operating/Promoting	0	0	0	0
Gambling - Equipment Violations	0	0	0	0
Gambling - Sports Tampering	0	0	0	0
Pornography/Obscene Material	0	0	0	0
Prostitution	0	0	0	0
Prostitution Assisting/Promoting	0	0	0	0
Purchasing Prostitution	0	0	0	0
Weapon Law Violations	0	0	0	0
Total Group A Offenses	3	1	2	0



2012 Population Estimate	3,183
Offense Overview	
Offense Total	3
Number Cleared	3
Percent Cleared	100.00 %
Group A Crimes per 100,000 population	94.3
Arrest Overview	
Total Arrests	10
Adult Arrests	10
Juvenile Arrests	0
Unknown Age	0
Arrests per 100,000 population	314.2
Average number offenses/incident	1.00

Domestic Violence Victims		
Offense	Reported	Cleared
Murder	0	0
Aggravated Assault	0	0
Simple Assault	0	0
Intimidation	0	0
Stalking	0	0
Forcible Rape	0	0
Forcible Sodomy	0	0
Sexual Assault W/Object	0	0
Forcible Fondling	0	0
Incest	0	0
Statutory Rape	0	0
Kidnapping/Abduction	0	0
Total	0	0

TIBRS Group B Arrests		
Offense	Adult	Juvenile
Bad Checks	0	0
Curfew/Vagrancy	0	0
Disorderly Conduct	0	0
DUI	2	0
Drunkenness	0	0
Family-Non Violent	0	0
Liquor Law Violations	5	0
Peeping Tom	0	0
Trespass	0	0
All Other Offenses	0	0
Total Group B	7	0

TIBRS Group A Offenses	Offenses		Arrests	
	Reported	Cleared	Adult	Juvenile
Crimes Against Persons				
Murder	0	0	0	0
Negligent Manslaughter	0	0	0	0
Kidnapping/Abduction	0	0	0	0
Forcible Rape	0	0	0	0
Forcible Sodomy	0	0	0	0
Sexual Assault W/Object	0	0	0	0
Forcible Fondling	0	0	0	0
Incest	0	0	0	0
Statutory Rape	0	0	0	0
Aggravated Assault	0	0	0	0
Simple Assault	0	0	0	0
Intimidation	0	0	0	0
Stalking	0	0	0	0
Commercial Sex Acts	0	0	0	0
Involuntary Servitude	0	0	0	0
Crimes Against Property				
Arson	0	0	0	0
Bribery	0	0	0	0
Burglary	0	0	0	0
Counterfeiting/Forgery	1	1	1	0
Destruction/Damage/Vandalism	0	0	0	0
Embezzlement	0	0	0	0
Extortion/Blackmail	0	0	0	0
Fraud - False Pretenses	0	0	0	0
Fraud - Credit Card/ATM	1	1	1	0
Fraud - Impersonation	0	0	0	0
Fraud - Welfare	0	0	0	0
Fraud - Wire	0	0	0	0
Motor Vehicle Theft	0	0	0	0
Robbery	0	0	0	0
Stolen Property Offenses	0	0	0	0
Theft - Pocket-picking	0	0	0	0
Theft - Purse Snatching	0	0	0	0
Theft - Shoplifting	0	0	0	0
Theft From Building	1	1	1	0
Theft From Coin Machine	0	0	0	0
Theft From Motor Vehicle	0	0	0	0
Theft of Motor Vehicle Parts	0	0	0	0
Theft - All Other Larceny	0	0	0	0
Crimes Against Society				
Drug/Narcotic Violations	0	0	0	0
Drug/Narcotic Equipment Violations	0	0	0	0
Gambling - Betting/Wagering	0	0	0	0
Gambling - Operating/Promoting	0	0	0	0
Gambling - Equipment Violations	0	0	0	0
Gambling - Sports Tampering	0	0	0	0
Pornography/Obscene Material	0	0	0	0
Prostitution	0	0	0	0
Prostitution Assisting/Promoting	0	0	0	0
Purchasing Prostitution	0	0	0	0
Weapon Law Violations	0	0	0	0
Total Group A Offenses	3	3	3	0



2012 Population Estimate	24,160
Offense Overview	
Offense Total	488
Number Cleared	139
Percent Cleared	28.48 %
Group A Crimes per 100,000 population	2,019.9
Arrest Overview	
Total Arrests	280
Adult Arrests	277
Juvenile Arrests	3
Unknown Age	0
Arrests per 100,000 population	1,158.9
Average number offenses/incident	1.13

Domestic Violence Victims		
Offense	Reported	Cleared
Murder	0	0
Aggravated Assault	0	0
Simple Assault	12	7
Intimidation	3	1
Stalking	2	1
Forcible Rape	0	0
Forcible Sodomy	0	0
Sexual Assault W/Object	0	0
Forcible Fondling	0	0
Incest	0	0
Statutory Rape	0	0
Kidnapping/Abduction	0	0
Total	17	9

TIBRS Group B Arrests		
Offense	Adult	Juvenile
Bad Checks	0	0
Curfew/Vagrancy	0	0
Disorderly Conduct	4	0
DUI	60	0
Drunkenness	27	0
Family-Non Violent	0	0
Liquor Law Violations	39	1
Peeping Tom	0	0
Trespass	40	1
All Other Offenses	4	0
Total Group B	174	2

TIBRS Group A Offenses	Offenses		Arrests	
	Reported	Cleared	Adult	Juvenile
Crimes Against Persons				
Murder	0	0	0	0
Negligent Manslaughter	0	0	0	0
Kidnapping/Abduction	0	0	0	0
Forcible Rape	3	1	0	0
Forcible Sodomy	0	0	0	0
Sexual Assault W/Object	0	0	0	0
Forcible Fondling	4	2	0	0
Incest	0	0	0	0
Statutory Rape	0	0	0	0
Aggravated Assault	9	9	3	0
Simple Assault	38	18	16	0
Intimidation	28	5	4	0
Stalking	11	3	1	0
Commercial Sex Acts	0	0	0	0
Involuntary Servitude	0	0	0	0
Crimes Against Property				
Arson	0	0	0	0
Bribery	0	0	0	0
Burglary	52	2	3	0
Counterfeiting/Forgery	0	0	0	0
Destruction/Damage/Vandalism	69	4	3	0
Embezzlement	1	0	0	0
Extortion/Blackmail	0	0	0	0
Fraud - False Pretenses	7	1	1	0
Fraud - Credit Card/ATM	3	1	1	0
Fraud - Impersonation	1	1	1	0
Fraud - Welfare	0	0	0	0
Fraud - Wire	0	0	0	0
Motor Vehicle Theft	5	0	0	0
Robbery	2	1	2	0
Stolen Property Offenses	0	0	0	0
Theft - Pocket-picking	0	0	0	0
Theft - Purse Snatching	0	0	0	0
Theft - Shoplifting	0	0	0	0
Theft From Building	99	8	7	0
Theft From Coin Machine	2	0	0	0
Theft From Motor Vehicle	9	1	1	0
Theft of Motor Vehicle Parts	7	0	0	0
Theft - All Other Larceny	53	4	5	0
Crimes Against Society				
Drug/Narcotic Violations	45	43	45	0
Drug/Narcotic Equipment Violations	35	32	9	1
Gambling - Betting/Wagering	0	0	0	0
Gambling - Operating/Promoting	0	0	0	0
Gambling - Equipment Violations	0	0	0	0
Gambling - Sports Tampering	0	0	0	0
Pornography/Obscene Material	1	0	0	0
Prostitution	0	0	0	0
Prostitution Assisting/Promoting	0	0	0	0
Purchasing Prostitution	0	0	0	0
Weapon Law Violations	4	3	1	0
Total Group A Offenses	488	139	103	1



2012 Population Estimate	6,466
Offense Overview	
Offense Total	18
Number Cleared	3
Percent Cleared	16.67 %
Group A Crimes per 100,000 population	278.4
Arrest Overview	
Total Arrests	4
Adult Arrests	4
Juvenile Arrests	0
Unknown Age	0
Arrests per 100,000 population	61.9
Average number offenses/incident	1.00

Domestic Violence Victims		
Offense	Reported	Cleared
Murder	0	0
Aggravated Assault	0	0
Simple Assault	0	0
Intimidation	0	0
Stalking	0	0
Forcible Rape	0	0
Forcible Sodomy	0	0
Sexual Assault W/Object	0	0
Forcible Fondling	0	0
Incest	0	0
Statutory Rape	0	0
Kidnapping/Abduction	0	0
Total	0	0

TIBRS Group B Arrests		
Offense	Adult	Juvenile
Bad Checks	0	0
Curfew/Vagrancy	0	0
Disorderly Conduct	0	0
DUI	0	0
Drunkenness	1	0
Family-Non Violent	0	0
Liquor Law Violations	0	0
Peeping Tom	0	0
Trespass	0	0
All Other Offenses	0	0
Total Group B	1	0

TIBRS Group A Offenses	Offenses		Arrests	
	Reported	Cleared	Adult	Juvenile
Crimes Against Persons				
Murder	0	0	0	0
Negligent Manslaughter	0	0	0	0
Kidnapping/Abduction	0	0	0	0
Forcible Rape	0	0	0	0
Forcible Sodomy	0	0	0	0
Sexual Assault W/Object	0	0	0	0
Forcible Fondling	1	1	1	0
Incest	0	0	0	0
Statutory Rape	0	0	0	0
Aggravated Assault	0	0	0	0
Simple Assault	0	0	0	0
Intimidation	1	0	0	0
Stalking	0	0	0	0
Commercial Sex Acts	0	0	0	0
Involuntary Servitude	0	0	0	0
Crimes Against Property				
Arson	0	0	0	0
Bribery	0	0	0	0
Burglary	1	0	0	0
Counterfeiting/Forgery	0	0	0	0
Destruction/Damage/Vandalism	5	1	1	0
Embezzlement	0	0	0	0
Extortion/Blackmail	0	0	0	0
Fraud - False Pretenses	0	0	0	0
Fraud - Credit Card/ATM	0	0	0	0
Fraud - Impersonation	0	0	0	0
Fraud - Welfare	0	0	0	0
Fraud - Wire	0	0	0	0
Motor Vehicle Theft	0	0	0	0
Robbery	0	0	0	0
Stolen Property Offenses	0	0	0	0
Theft - Pocket-picking	0	0	0	0
Theft - Purse Snatching	0	0	0	0
Theft - Shoplifting	0	0	0	0
Theft From Building	8	0	0	0
Theft From Coin Machine	0	0	0	0
Theft From Motor Vehicle	1	0	0	0
Theft of Motor Vehicle Parts	0	0	0	0
Theft - All Other Larceny	0	0	0	0
Crimes Against Society				
Drug/Narcotic Violations	0	0	0	0
Drug/Narcotic Equipment Violations	0	0	0	0
Gambling - Betting/Wagering	0	0	0	0
Gambling - Operating/Promoting	0	0	0	0
Gambling - Equipment Violations	0	0	0	0
Gambling - Sports Tampering	0	0	0	0
Pornography/Obscene Material	0	0	0	0
Prostitution	0	0	0	0
Prostitution Assisting/Promoting	0	0	0	0
Purchasing Prostitution	0	0	0	0
Weapon Law Violations	1	1	1	0
Total Group A Offenses	18	3	3	0



2012 Population Estimate	4,762
Offense Overview	
Offense Total	21
Number Cleared	10
Percent Cleared	47.62 %
Group A Crimes per 100,000 population	441.0
Arrest Overview	
Total Arrests	11
Adult Arrests	11
Juvenile Arrests	0
Unknown Age	0
Arrests per 100,000 population	231.0
Average number offenses/incident	1.17

Domestic Violence Victims		
Offense	Reported	Cleared
Murder	0	0
Aggravated Assault	0	0
Simple Assault	0	0
Intimidation	0	0
Stalking	0	0
Forcible Rape	0	0
Forcible Sodomy	0	0
Sexual Assault W/Object	0	0
Forcible Fondling	0	0
Incest	0	0
Statutory Rape	0	0
Kidnapping/Abduction	0	0
Total	0	0

TIBRS Group B Arrests		
Offense	Adult	Juvenile
Bad Checks	0	0
Curfew/Vagrancy	0	0
Disorderly Conduct	0	0
DUI	0	0
Drunkenness	0	0
Family-Non Violent	0	0
Liquor Law Violations	0	0
Peeping Tom	0	0
Trespass	0	0
All Other Offenses	1	0
Total Group B	1	0

TIBRS Group A Offenses	Offenses		Arrests	
	Reported	Cleared	Adult	Juvenile
Crimes Against Persons				
Murder	0	0	0	0
Negligent Manslaughter	0	0	0	0
Kidnapping/Abduction	0	0	0	0
Forcible Rape	0	0	0	0
Forcible Sodomy	0	0	0	0
Sexual Assault W/Object	0	0	0	0
Forcible Fondling	0	0	0	0
Incest	0	0	0	0
Statutory Rape	0	0	0	0
Aggravated Assault	0	0	0	0
Simple Assault	0	0	0	0
Intimidation	0	0	0	0
Stalking	0	0	0	0
Commercial Sex Acts	0	0	0	0
Involuntary Servitude	0	0	0	0
Crimes Against Property				
Arson	0	0	0	0
Bribery	0	0	0	0
Burglary	0	0	0	0
Counterfeiting/Forgery	0	0	0	0
Destruction/Damage/Vandalism	3	0	0	0
Embezzlement	0	0	0	0
Extortion/Blackmail	0	0	0	0
Fraud - False Pretenses	0	0	0	0
Fraud - Credit Card/ATM	1	1	0	0
Fraud - Impersonation	0	0	0	0
Fraud - Welfare	0	0	0	0
Fraud - Wire	0	0	0	0
Motor Vehicle Theft	1	1	1	0
Robbery	0	0	0	0
Stolen Property Offenses	0	0	0	0
Theft - Pocket-picking	0	0	0	0
Theft - Purse Snatching	0	0	0	0
Theft - Shoplifting	0	0	0	0
Theft From Building	10	6	5	0
Theft From Coin Machine	0	0	0	0
Theft From Motor Vehicle	2	1	1	0
Theft of Motor Vehicle Parts	1	0	0	0
Theft - All Other Larceny	3	1	3	0
Crimes Against Society				
Drug/Narcotic Violations	0	0	0	0
Drug/Narcotic Equipment Violations	0	0	0	0
Gambling - Betting/Wagering	0	0	0	0
Gambling - Operating/Promoting	0	0	0	0
Gambling - Equipment Violations	0	0	0	0
Gambling - Sports Tampering	0	0	0	0
Pornography/Obscene Material	0	0	0	0
Prostitution	0	0	0	0
Prostitution Assisting/Promoting	0	0	0	0
Purchasing Prostitution	0	0	0	0
Weapon Law Violations	0	0	0	0
Total Group A Offenses	21	10	10	0



2012 Population Estimate	14,464
Offense Overview	
Offense Total	92
Number Cleared	17
Percent Cleared	18.48 %
Group A Crimes per 100,000 population	636.1
Arrest Overview	
Total Arrests	21
Adult Arrests	19
Juvenile Arrests	2
Unknown Age	0
Arrests per 100,000 population	145.2
Average number offenses/incident	1.03

Domestic Violence Victims		
Offense	Reported	Cleared
Murder	0	0
Aggravated Assault	0	0
Simple Assault	3	3
Intimidation	0	0
Stalking	0	0
Forcible Rape	0	0
Forcible Sodomy	0	0
Sexual Assault W/Object	0	0
Forcible Fondling	0	0
Incest	0	0
Statutory Rape	0	0
Kidnapping/Abduction	0	0
Total	3	3

TIBRS Group B Arrests		
Offense	Adult	Juvenile
Bad Checks	0	0
Curfew/Vagrancy	0	0
Disorderly Conduct	3	0
DUI	0	0
Drunkenness	1	0
Family-Non Violent	0	0
Liquor Law Violations	1	0
Peeping Tom	0	0
Trespass	1	0
All Other Offenses	0	0
Total Group B	6	0

TIBRS Group A Offenses	Offenses		Arrests	
	Reported	Cleared	Adult	Juvenile
Crimes Against Persons				
Murder	0	0	0	0
Negligent Manslaughter	0	0	0	0
Kidnapping/Abduction	0	0	0	0
Forcible Rape	0	0	0	0
Forcible Sodomy	0	0	0	0
Sexual Assault W/Object	0	0	0	0
Forcible Fondling	1	0	0	0
Incest	0	0	0	0
Statutory Rape	0	0	0	0
Aggravated Assault	0	0	0	0
Simple Assault	7	6	4	0
Intimidation	28	6	5	2
Stalking	1	1	1	0
Commercial Sex Acts	0	0	0	0
Involuntary Servitude	0	0	0	0
Crimes Against Property				
Arson	0	0	0	0
Bribery	0	0	0	0
Burglary	2	0	0	0
Counterfeiting/Forgery	0	0	0	0
Destruction/Damage/Vandalism	9	0	0	0
Embezzlement	0	0	0	0
Extortion/Blackmail	0	0	0	0
Fraud - False Pretenses	1	0	0	0
Fraud - Credit Card/ATM	0	0	0	0
Fraud - Impersonation	1	0	0	0
Fraud - Welfare	0	0	0	0
Fraud - Wire	0	0	0	0
Motor Vehicle Theft	0	0	0	0
Robbery	3	0	0	0
Stolen Property Offenses	0	0	0	0
Theft - Pocket-picking	0	0	0	0
Theft - Purse Snatching	0	0	0	0
Theft - Shoplifting	1	1	1	0
Theft From Building	23	1	0	0
Theft From Coin Machine	0	0	0	0
Theft From Motor Vehicle	6	0	0	0
Theft of Motor Vehicle Parts	2	0	0	0
Theft - All Other Larceny	3	0	0	0
Crimes Against Society				
Drug/Narcotic Violations	1	1	1	0
Drug/Narcotic Equipment Violations	0	0	0	0
Gambling - Betting/Wagering	1	0	0	0
Gambling - Operating/Promoting	0	0	0	0
Gambling - Equipment Violations	0	0	0	0
Gambling - Sports Tampering	0	0	0	0
Pornography/Obscene Material	0	0	0	0
Prostitution	0	0	0	0
Prostitution Assisting/Promoting	0	0	0	0
Purchasing Prostitution	0	0	0	0
Weapon Law Violations	2	1	1	0
Total Group A Offenses	92	17	13	2



2012 Population Estimate	8,898
Offense Overview	
Offense Total	291
Number Cleared	25
Percent Cleared	8.59 %
Group A Crimes per 100,000 population	3,270.4
Arrest Overview	
Total Arrests	31
Adult Arrests	31
Juvenile Arrests	0
Unknown Age	0
Arrests per 100,000 population	348.4
Average number offenses/incident	1.06

Domestic Violence Victims		
Offense	Reported	Cleared
Murder	0	0
Aggravated Assault	0	0
Simple Assault	0	0
Intimidation	0	0
Stalking	0	0
Forcible Rape	0	0
Forcible Sodomy	0	0
Sexual Assault W/Object	0	0
Forcible Fondling	0	0
Incest	0	0
Statutory Rape	0	0
Kidnapping/Abduction	0	0
Total	0	0

TIBRS Group B Arrests		
Offense	Adult	Juvenile
Bad Checks	0	0
Curfew/Vagrancy	0	0
Disorderly Conduct	3	0
DUI	0	0
Drunkenness	1	0
Family-Non Violent	0	0
Liquor Law Violations	1	0
Peeping Tom	0	0
Trespass	7	0
All Other Offenses	3	0
Total Group B	15	0

TIBRS Group A Offenses	Offenses		Arrests	
	Reported	Cleared	Adult	Juvenile
Crimes Against Persons				
Murder	0	0	0	0
Negligent Manslaughter	0	0	0	0
Kidnapping/Abduction	0	0	0	0
Forcible Rape	2	2	1	0
Forcible Sodomy	1	1	0	0
Sexual Assault W/Object	0	0	0	0
Forcible Fondling	0	0	0	0
Incest	0	0	0	0
Statutory Rape	0	0	0	0
Aggravated Assault	4	1	1	0
Simple Assault	40	11	8	0
Intimidation	8	0	0	0
Stalking	1	0	0	0
Commercial Sex Acts	0	0	0	0
Involuntary Servitude	0	0	0	0
Crimes Against Property				
Arson	0	0	0	0
Bribery	0	0	0	0
Burglary	31	1	0	0
Counterfeiting/Forgery	0	0	0	0
Destruction/Damage/Vandalism	42	2	0	0
Embezzlement	0	0	0	0
Extortion/Blackmail	0	0	0	0
Fraud - False Pretenses	3	0	0	0
Fraud - Credit Card/ATM	0	0	0	0
Fraud - Impersonation	2	1	0	0
Fraud - Welfare	0	0	0	0
Fraud - Wire	0	0	0	0
Motor Vehicle Theft	3	0	0	0
Robbery	9	3	2	0
Stolen Property Offenses	0	0	0	0
Theft - Pocket-picking	0	0	0	0
Theft - Purse Snatching	0	0	0	0
Theft - Shoplifting	0	0	0	0
Theft From Building	115	2	2	0
Theft From Coin Machine	2	0	0	0
Theft From Motor Vehicle	15	0	0	0
Theft of Motor Vehicle Parts	0	0	0	0
Theft - All Other Larceny	6	0	0	0
Crimes Against Society				
Drug/Narcotic Violations	5	1	2	0
Drug/Narcotic Equipment Violations	2	0	0	0
Gambling - Betting/Wagering	0	0	0	0
Gambling - Operating/Promoting	0	0	0	0
Gambling - Equipment Violations	0	0	0	0
Gambling - Sports Tampering	0	0	0	0
Pornography/Obscene Material	0	0	0	0
Prostitution	0	0	0	0
Prostitution Assisting/Promoting	0	0	0	0
Purchasing Prostitution	0	0	0	0
Weapon Law Violations	0	0	0	0
Total Group A Offenses	291	25	16	0



2012 Population Estimate	10,495
Offense Overview	
Offense Total	238
Number Cleared	64
Percent Cleared	26.89 %
Group A Crimes per 100,000 population	2,267.7
Arrest Overview	
Total Arrests	131
Adult Arrests	127
Juvenile Arrests	4
Unknown Age	0
Arrests per 100,000 population	1,248.2
Average number offenses/incident	1.09

Domestic Violence Victims		
Offense	Reported	Cleared
Murder	0	0
Aggravated Assault	0	0
Simple Assault	3	3
Intimidation	0	0
Stalking	0	0
Forcible Rape	0	0
Forcible Sodomy	0	0
Sexual Assault W/Object	0	0
Forcible Fondling	0	0
Incest	0	0
Statutory Rape	0	0
Kidnapping/Abduction	0	0
Total	3	3

TIBRS Group B Arrests		
Offense	Adult	Juvenile
Bad Checks	0	0
Curfew/Vagrancy	0	0
Disorderly Conduct	10	0
DUI	3	0
Drunkenness	5	0
Family-Non Violent	1	0
Liquor Law Violations	37	0
Peeping Tom	0	0
Trespass	1	0
All Other Offenses	3	0
Total Group B	60	0

TIBRS Group A Offenses	Offenses		Arrests	
	Reported	Cleared	Adult	Juvenile
Crimes Against Persons				
Murder	0	0	0	0
Negligent Manslaughter	0	0	0	0
Kidnapping/Abduction	0	0	0	0
Forcible Rape	0	0	0	0
Forcible Sodomy	0	0	0	0
Sexual Assault W/Object	0	0	0	0
Forcible Fondling	0	0	0	0
Incest	0	0	0	0
Statutory Rape	0	0	0	0
Aggravated Assault	4	1	1	0
Simple Assault	7	5	5	0
Intimidation	21	8	7	0
Stalking	0	0	0	0
Commercial Sex Acts	0	0	0	0
Involuntary Servitude	0	0	0	0
Crimes Against Property				
Arson	0	0	0	0
Bribery	0	0	0	0
Burglary	30	5	1	3
Counterfeiting/Forgery	0	0	0	0
Destruction/Damage/Vandalism	58	7	7	0
Embezzlement	0	0	0	0
Extortion/Blackmail	0	0	0	0
Fraud - False Pretenses	0	0	0	0
Fraud - Credit Card/ATM	0	0	0	0
Fraud - Impersonation	1	1	0	1
Fraud - Welfare	0	0	0	0
Fraud - Wire	1	0	0	0
Motor Vehicle Theft	3	2	1	0
Robbery	1	1	1	0
Stolen Property Offenses	2	1	1	0
Theft - Pocket-picking	0	0	0	0
Theft - Purse Snatching	0	0	0	0
Theft - Shoplifting	0	0	0	0
Theft From Building	26	3	4	0
Theft From Coin Machine	0	0	0	0
Theft From Motor Vehicle	14	0	0	0
Theft of Motor Vehicle Parts	8	0	0	0
Theft - All Other Larceny	25	0	0	0
Crimes Against Society				
Drug/Narcotic Violations	31	24	36	0
Drug/Narcotic Equipment Violations	4	4	0	0
Gambling - Betting/Wagering	0	0	0	0
Gambling - Operating/Promoting	0	0	0	0
Gambling - Equipment Violations	0	0	0	0
Gambling - Sports Tampering	0	0	0	0
Pornography/Obscene Material	0	0	0	0
Prostitution	0	0	0	0
Prostitution Assisting/Promoting	0	0	0	0
Purchasing Prostitution	0	0	0	0
Weapon Law Violations	2	2	3	0
Total Group A Offenses	238	64	67	4



2012 Population Estimate	23,282
Offense Overview	
Offense Total	311
Number Cleared	121
Percent Cleared	38.91 %
Group A Crimes per 100,000 population	1,335.8
Arrest Overview	
Total Arrests	112
Adult Arrests	110
Juvenile Arrests	2
Unknown Age	0
Arrests per 100,000 population	481.1
Average number offenses/incident	1.12

Domestic Violence Victims		
Offense	Reported	Cleared
Murder	0	0
Aggravated Assault	0	0
Simple Assault	5	5
Intimidation	1	1
Stalking	0	0
Forcible Rape	0	0
Forcible Sodomy	0	0
Sexual Assault W/Object	0	0
Forcible Fondling	0	0
Incest	0	0
Statutory Rape	0	0
Kidnapping/Abduction	1	1
Total	7	7

TIBRS Group B Arrests		
Offense	Adult	Juvenile
Bad Checks	0	0
Curfew/Vagrancy	0	0
Disorderly Conduct	1	0
DUI	4	0
Drunkenness	2	0
Family-Non Violent	0	0
Liquor Law Violations	1	0
Peeping Tom	0	0
Trespass	17	0
All Other Offenses	1	0
Total Group B	26	0

TIBRS Group A Offenses	Offenses		Arrests	
	Reported	Cleared	Adult	Juvenile
Crimes Against Persons				
Murder	0	0	0	0
Negligent Manslaughter	0	0	0	0
Kidnapping/Abduction	1	1	0	0
Forcible Rape	1	1	0	0
Forcible Sodomy	0	0	0	0
Sexual Assault W/Object	1	1	0	0
Forcible Fondling	0	0	0	0
Incest	0	0	0	0
Statutory Rape	0	0	0	0
Aggravated Assault	0	0	0	0
Simple Assault	27	26	16	0
Intimidation	12	6	4	0
Stalking	2	1	1	0
Commercial Sex Acts	0	0	0	0
Involuntary Servitude	0	0	0	0
Crimes Against Property				
Arson	0	0	0	0
Bribery	0	0	0	0
Burglary	18	3	0	0
Counterfeiting/Forgery	2	1	0	0
Destruction/Damage/Vandalism	33	5	2	0
Embezzlement	5	4	0	0
Extortion/Blackmail	0	0	0	0
Fraud - False Pretenses	2	2	3	0
Fraud - Credit Card/ATM	6	2	2	0
Fraud - Impersonation	0	0	0	0
Fraud - Welfare	0	0	0	0
Fraud - Wire	0	0	0	0
Motor Vehicle Theft	5	4	1	1
Robbery	2	1	2	0
Stolen Property Offenses	2	2	0	0
Theft - Pocket-picking	0	0	0	0
Theft - Purse Snatching	1	1	0	0
Theft - Shoplifting	4	1	1	0
Theft From Building	95	21	13	0
Theft From Coin Machine	0	0	0	0
Theft From Motor Vehicle	17	0	0	0
Theft of Motor Vehicle Parts	15	0	0	0
Theft - All Other Larceny	27	6	2	1
Crimes Against Society				
Drug/Narcotic Violations	20	19	32	0
Drug/Narcotic Equipment Violations	8	8	2	0
Gambling - Betting/Wagering	0	0	0	0
Gambling - Operating/Promoting	0	0	0	0
Gambling - Equipment Violations	0	0	0	0
Gambling - Sports Tampering	0	0	0	0
Pornography/Obscene Material	0	0	0	0
Prostitution	0	0	0	0
Prostitution Assisting/Promoting	0	0	0	0
Purchasing Prostitution	0	0	0	0
Weapon Law Violations	5	5	3	0
Total Group A Offenses	311	121	84	2



2012 Population Estimate	11,098
Offense Overview	
Offense Total	295
Number Cleared	89
Percent Cleared	30.17 %
Group A Crimes per 100,000 population	2,658.1
Arrest Overview	
Total Arrests	160
Adult Arrests	157
Juvenile Arrests	3
Unknown Age	0
Arrests per 100,000 population	1,441.7
Average number offenses/incident	1.13

Domestic Violence Victims		
Offense	Reported	Cleared
Murder	0	0
Aggravated Assault	0	0
Simple Assault	4	2
Intimidation	0	0
Stalking	0	0
Forcible Rape	0	0
Forcible Sodomy	0	0
Sexual Assault W/Object	0	0
Forcible Fondling	0	0
Incest	0	0
Statutory Rape	0	0
Kidnapping/Abduction	0	0
Total	4	2

TIBRS Group B Arrests		
Offense	Adult	Juvenile
Bad Checks	0	0
Curfew/Vagrancy	0	0
Disorderly Conduct	3	0
DUI	6	0
Drunkenness	4	0
Family-Non Violent	0	0
Liquor Law Violations	30	2
Peeping Tom	0	0
Trespass	6	0
All Other Offenses	11	0
Total Group B	60	2

TIBRS Group A Offenses	Offenses		Arrests	
	Reported	Cleared	Adult	Juvenile
Crimes Against Persons				
Murder	0	0	0	0
Negligent Manslaughter	0	0	0	0
Kidnapping/Abduction	0	0	0	0
Forcible Rape	0	0	0	0
Forcible Sodomy	0	0	0	0
Sexual Assault W/Object	0	0	0	0
Forcible Fondling	1	0	0	0
Incest	0	0	0	0
Statutory Rape	1	1	1	0
Aggravated Assault	1	0	0	0
Simple Assault	10	5	6	0
Intimidation	3	0	0	0
Stalking	0	0	0	0
Commercial Sex Acts	0	0	0	0
Involuntary Servitude	0	0	0	0
Crimes Against Property				
Arson	0	0	0	0
Bribery	0	0	0	0
Burglary	23	3	3	0
Counterfeiting/Forgery	5	1	1	0
Destruction/Damage/Vandalism	48	5	6	0
Embezzlement	0	0	0	0
Extortion/Blackmail	0	0	0	0
Fraud - False Pretenses	2	1	1	0
Fraud - Credit Card/ATM	4	0	0	0
Fraud - Impersonation	1	1	0	0
Fraud - Welfare	0	0	0	0
Fraud - Wire	0	0	0	0
Motor Vehicle Theft	2	1	0	0
Robbery	3	1	3	0
Stolen Property Offenses	1	0	0	0
Theft - Pocket-picking	0	0	0	0
Theft - Purse Snatching	0	0	0	0
Theft - Shoplifting	1	1	0	0
Theft From Building	61	7	5	0
Theft From Coin Machine	0	0	0	0
Theft From Motor Vehicle	37	3	4	0
Theft of Motor Vehicle Parts	1	0	0	0
Theft - All Other Larceny	29	2	2	0
Crimes Against Society				
Drug/Narcotic Violations	29	27	48	1
Drug/Narcotic Equipment Violations	31	29	17	0
Gambling - Betting/Wagering	0	0	0	0
Gambling - Operating/Promoting	0	0	0	0
Gambling - Equipment Violations	0	0	0	0
Gambling - Sports Tampering	0	0	0	0
Pornography/Obscene Material	0	0	0	0
Prostitution	0	0	0	0
Prostitution Assisting/Promoting	0	0	0	0
Purchasing Prostitution	0	0	0	0
Weapon Law Violations	1	1	0	0
Total Group A Offenses	295	89	97	1



2012 Population Estimate	35,423
Offense Overview	
Offense Total	680
Number Cleared	188
Percent Cleared	27.65 %
Group A Crimes per 100,000 population	1,919.7
Arrest Overview	
Total Arrests	506
Adult Arrests	491
Juvenile Arrests	15
Unknown Age	0
Arrests per 100,000 population	1,428.5
Average number offenses/incident	1.11

Domestic Violence Victims		
Offense	Reported	Cleared
Murder	0	0
Aggravated Assault	0	0
Simple Assault	2	2
Intimidation	1	0
Stalking	0	0
Forcible Rape	0	0
Forcible Sodomy	0	0
Sexual Assault W/Object	0	0
Forcible Fondling	0	0
Incest	0	0
Statutory Rape	0	0
Kidnapping/Abduction	0	0
Total	3	2

TIBRS Group B Arrests		
Offense	Adult	Juvenile
Bad Checks	0	0
Curfew/Vagrancy	0	4
Disorderly Conduct	10	0
DUI	38	0
Drunkenness	121	1
Family-Non Violent	0	0
Liquor Law Violations	109	2
Peeping Tom	0	0
Trespass	27	0
All Other Offenses	6	0
Total Group B	311	7

TIBRS Group A Offenses	Offenses		Arrests	
	Reported	Cleared	Adult	Juvenile
Crimes Against Persons				
Murder	0	0	0	0
Negligent Manslaughter	0	0	0	0
Kidnapping/Abduction	0	0	0	0
Forcible Rape	4	2	0	0
Forcible Sodomy	0	0	0	0
Sexual Assault W/Object	0	0	0	0
Forcible Fondling	0	0	0	0
Incest	0	0	0	0
Statutory Rape	0	0	0	0
Aggravated Assault	2	1	0	1
Simple Assault	11	5	3	1
Intimidation	10	1	2	0
Stalking	4	3	3	0
Commercial Sex Acts	0	0	0	0
Involuntary Servitude	0	0	0	0
Crimes Against Property				
Arson	2	0	0	0
Bribery	0	0	0	0
Burglary	46	5	12	1
Counterfeiting/Forgery	3	0	0	0
Destruction/Damage/Vandalism	71	5	4	0
Embezzlement	2	2	3	0
Extortion/Blackmail	0	0	0	0
Fraud - False Pretenses	6	0	0	0
Fraud - Credit Card/ATM	0	0	0	0
Fraud - Impersonation	1	0	0	0
Fraud - Welfare	0	0	0	0
Fraud - Wire	0	0	0	0
Motor Vehicle Theft	6	0	0	0
Robbery	3	1	1	0
Stolen Property Offenses	0	0	0	0
Theft - Pocket-picking	3	0	0	0
Theft - Purse Snatching	0	0	0	0
Theft - Shoplifting	4	2	2	0
Theft From Building	210	12	14	0
Theft From Coin Machine	0	0	0	0
Theft From Motor Vehicle	36	2	2	1
Theft of Motor Vehicle Parts	9	0	0	0
Theft - All Other Larceny	79	2	1	0
Crimes Against Society				
Drug/Narcotic Violations	91	79	99	4
Drug/Narcotic Equipment Violations	73	63	32	0
Gambling - Betting/Wagering	0	0	0	0
Gambling - Operating/Promoting	0	0	0	0
Gambling - Equipment Violations	0	0	0	0
Gambling - Sports Tampering	0	0	0	0
Pornography/Obscene Material	0	0	0	0
Prostitution	0	0	0	0
Prostitution Assisting/Promoting	0	0	0	0
Purchasing Prostitution	0	0	0	0
Weapon Law Violations	4	3	2	0
Total Group A Offenses	680	188	180	8



2012 Population Estimate	8,530
Offense Overview	
Offense Total	127
Number Cleared	72
Percent Cleared	56.69 %
Group A Crimes per 100,000 population	1,488.9
Arrest Overview	
Total Arrests	154
Adult Arrests	151
Juvenile Arrests	3
Unknown Age	0
Arrests per 100,000 population	1,805.4
Average number offenses/incident	1.23

Domestic Violence Victims		
Offense	Reported	Cleared
Murder	0	0
Aggravated Assault	0	0
Simple Assault	8	8
Intimidation	0	0
Stalking	0	0
Forcible Rape	0	0
Forcible Sodomy	0	0
Sexual Assault W/Object	0	0
Forcible Fondling	0	0
Incest	0	0
Statutory Rape	0	0
Kidnapping/Abduction	0	0
Total	8	8

TIBRS Group B Arrests		
Offense	Adult	Juvenile
Bad Checks	0	0
Curfew/Vagrancy	0	0
Disorderly Conduct	1	0
DUI	8	0
Drunkenness	11	0
Family-Non Violent	0	0
Liquor Law Violations	72	3
Peeping Tom	0	0
Trespass	3	0
All Other Offenses	2	0
Total Group B	97	3

TIBRS Group A Offenses	Offenses		Arrests	
	Reported	Cleared	Adult	Juvenile
Crimes Against Persons				
Murder	0	0	0	0
Negligent Manslaughter	0	0	0	0
Kidnapping/Abduction	0	0	0	0
Forcible Rape	0	0	0	0
Forcible Sodomy	0	0	0	0
Sexual Assault W/Object	0	0	0	0
Forcible Fondling	2	2	1	0
Incest	0	0	0	0
Statutory Rape	0	0	0	0
Aggravated Assault	1	1	1	0
Simple Assault	16	11	8	0
Intimidation	4	2	0	0
Stalking	0	0	0	0
Commercial Sex Acts	0	0	0	0
Involuntary Servitude	0	0	0	0
Crimes Against Property				
Arson	0	0	0	0
Bribery	0	0	0	0
Burglary	5	1	2	0
Counterfeiting/Forgery	0	0	0	0
Destruction/Damage/Vandalism	20	5	1	0
Embezzlement	0	0	0	0
Extortion/Blackmail	1	0	0	0
Fraud - False Pretenses	0	0	0	0
Fraud - Credit Card/ATM	3	2	2	0
Fraud - Impersonation	1	0	0	0
Fraud - Welfare	0	0	0	0
Fraud - Wire	0	0	0	0
Motor Vehicle Theft	0	0	0	0
Robbery	0	0	0	0
Stolen Property Offenses	1	1	0	0
Theft - Pocket-picking	0	0	0	0
Theft - Purse Snatching	0	0	0	0
Theft - Shoplifting	0	0	0	0
Theft From Building	19	5	3	0
Theft From Coin Machine	0	0	0	0
Theft From Motor Vehicle	3	0	0	0
Theft of Motor Vehicle Parts	3	1	1	0
Theft - All Other Larceny	5	1	1	0
Crimes Against Society				
Drug/Narcotic Violations	24	22	27	0
Drug/Narcotic Equipment Violations	15	15	3	0
Gambling - Betting/Wagering	0	0	0	0
Gambling - Operating/Promoting	0	0	0	0
Gambling - Equipment Violations	0	0	0	0
Gambling - Sports Tampering	0	0	0	0
Pornography/Obscene Material	0	0	0	0
Prostitution	0	0	0	0
Prostitution Assisting/Promoting	0	0	0	0
Purchasing Prostitution	0	0	0	0
Weapon Law Violations	4	3	4	0
Total Group A Offenses	127	72	54	0



2012 Population Estimate	6,565
Offense Overview	
Offense Total	49
Number Cleared	6
Percent Cleared	12.24 %
Group A Crimes per 100,000 population	746.4
Arrest Overview	
Total Arrests	8
Adult Arrests	8
Juvenile Arrests	0
Unknown Age	0
Arrests per 100,000 population	121.9
Average number offenses/incident	1.02

Domestic Violence Victims		
Offense	Reported	Cleared
Murder	0	0
Aggravated Assault	0	0
Simple Assault	0	0
Intimidation	0	0
Stalking	0	0
Forcible Rape	0	0
Forcible Sodomy	0	0
Sexual Assault W/Object	0	0
Forcible Fondling	0	0
Incest	0	0
Statutory Rape	0	0
Kidnapping/Abduction	0	0
Total	0	0

TIBRS Group B Arrests		
Offense	Adult	Juvenile
Bad Checks	0	0
Curfew/Vagrancy	0	0
Disorderly Conduct	2	0
DUI	0	0
Drunkenness	0	0
Family-Non Violent	0	0
Liquor Law Violations	0	0
Peeping Tom	0	0
Trespass	1	0
All Other Offenses	0	0
Total Group B	3	0

TIBRS Group A Offenses	Offenses		Arrests	
	Reported	Cleared	Adult	Juvenile
Crimes Against Persons				
Murder	0	0	0	0
Negligent Manslaughter	0	0	0	0
Kidnapping/Abduction	0	0	0	0
Forcible Rape	0	0	0	0
Forcible Sodomy	0	0	0	0
Sexual Assault W/Object	0	0	0	0
Forcible Fondling	0	0	0	0
Incest	0	0	0	0
Statutory Rape	0	0	0	0
Aggravated Assault	1	0	0	0
Simple Assault	0	0	0	0
Intimidation	3	0	0	0
Stalking	0	0	0	0
Commercial Sex Acts	0	0	0	0
Involuntary Servitude	0	0	0	0
Crimes Against Property				
Arson	0	0	0	0
Bribery	0	0	0	0
Burglary	3	1	1	0
Counterfeiting/Forgery	0	0	0	0
Destruction/Damage/Vandalism	4	1	1	0
Embezzlement	0	0	0	0
Extortion/Blackmail	0	0	0	0
Fraud - False Pretenses	1	0	0	0
Fraud - Credit Card/ATM	0	0	0	0
Fraud - Impersonation	2	1	1	0
Fraud - Welfare	0	0	0	0
Fraud - Wire	0	0	0	0
Motor Vehicle Theft	0	0	0	0
Robbery	0	0	0	0
Stolen Property Offenses	0	0	0	0
Theft - Pocket-picking	0	0	0	0
Theft - Purse Snatching	0	0	0	0
Theft - Shoplifting	0	0	0	0
Theft From Building	20	2	2	0
Theft From Coin Machine	2	0	0	0
Theft From Motor Vehicle	5	0	0	0
Theft of Motor Vehicle Parts	1	0	0	0
Theft - All Other Larceny	6	0	0	0
Crimes Against Society				
Drug/Narcotic Violations	0	0	0	0
Drug/Narcotic Equipment Violations	1	1	0	0
Gambling - Betting/Wagering	0	0	0	0
Gambling - Operating/Promoting	0	0	0	0
Gambling - Equipment Violations	0	0	0	0
Gambling - Sports Tampering	0	0	0	0
Pornography/Obscene Material	0	0	0	0
Prostitution	0	0	0	0
Prostitution Assisting/Promoting	0	0	0	0
Purchasing Prostitution	0	0	0	0
Weapon Law Violations	0	0	0	0
Total Group A Offenses	49	6	5	0



2012 Population Estimate	2,019
Offense Overview	
Offense Total	226
Number Cleared	102
Percent Cleared	45.13 %
Group A Crimes per 100,000 population	11,193.7
Arrest Overview	
Total Arrests	241
Adult Arrests	240
Juvenile Arrests	1
Unknown Age	0
Arrests per 100,000 population	11,936.6
Average number offenses/incident	1.23

Domestic Violence Victims		
Offense	Reported	Cleared
Murder	0	0
Aggravated Assault	0	0
Simple Assault	0	0
Intimidation	0	0
Stalking	0	0
Forcible Rape	0	0
Forcible Sodomy	0	0
Sexual Assault W/Object	0	0
Forcible Fondling	0	0
Incest	0	0
Statutory Rape	0	0
Kidnapping/Abduction	0	0
Total	0	0

TIBRS Group B Arrests		
Offense	Adult	Juvenile
Bad Checks	0	0
Curfew/Vagrancy	0	0
Disorderly Conduct	12	0
DUI	5	0
Drunkenness	2	0
Family-Non Violent	0	0
Liquor Law Violations	122	0
Peeping Tom	0	0
Trespass	6	0
All Other Offenses	2	0
Total Group B	149	0

TIBRS Group A Offenses	Offenses		Arrests	
	Reported	Cleared	Adult	Juvenile
Crimes Against Persons				
Murder	0	0	0	0
Negligent Manslaughter	0	0	0	0
Kidnapping/Abduction	1	0	0	0
Forcible Rape	0	0	0	0
Forcible Sodomy	0	0	0	0
Sexual Assault W/Object	0	0	0	0
Forcible Fondling	0	0	0	0
Incest	0	0	0	0
Statutory Rape	0	0	0	0
Aggravated Assault	2	1	1	0
Simple Assault	22	7	6	0
Intimidation	2	0	0	0
Stalking	0	0	0	0
Commercial Sex Acts	0	0	0	0
Involuntary Servitude	0	0	0	0
Crimes Against Property				
Arson	1	0	0	0
Bribery	0	0	0	0
Burglary	31	2	3	0
Counterfeiting/Forgery	0	0	0	0
Destruction/Damage/Vandalism	48	4	5	0
Embezzlement	0	0	0	0
Extortion/Blackmail	0	0	0	0
Fraud - False Pretenses	1	1	0	0
Fraud - Credit Card/ATM	1	0	0	0
Fraud - Impersonation	0	0	0	0
Fraud - Welfare	0	0	0	0
Fraud - Wire	0	0	0	0
Motor Vehicle Theft	0	0	0	0
Robbery	0	0	0	0
Stolen Property Offenses	0	0	0	0
Theft - Pocket-picking	0	0	0	0
Theft - Purse Snatching	0	0	0	0
Theft - Shoplifting	0	0	0	0
Theft From Building	19	6	7	0
Theft From Coin Machine	0	0	0	0
Theft From Motor Vehicle	4	1	1	0
Theft of Motor Vehicle Parts	2	0	0	0
Theft - All Other Larceny	14	3	5	0
Crimes Against Society				
Drug/Narcotic Violations	36	36	51	1
Drug/Narcotic Equipment Violations	35	34	5	0
Gambling - Betting/Wagering	0	0	0	0
Gambling - Operating/Promoting	0	0	0	0
Gambling - Equipment Violations	0	0	0	0
Gambling - Sports Tampering	0	0	0	0
Pornography/Obscene Material	0	0	0	0
Prostitution	0	0	0	0
Prostitution Assisting/Promoting	0	0	0	0
Purchasing Prostitution	0	0	0	0
Weapon Law Violations	7	7	7	0
Total Group A Offenses	226	102	91	1



2012 Population Estimate 35,949

Offense Overview

Offense Total 796
 Number Cleared 351
 Percent Cleared 44.10 %

Group A Crimes per 100,000 population 2,214.2

Arrest Overview

Total Arrests 396
 Adult Arrests 391
 Juvenile Arrests 5
 Unknown Age 0

Arrests per 100,000 population 1,101.6

Average number offenses/incident 1.08

Domestic Violence Victims		
Offense	Reported	Cleared
Murder	0	0
Aggravated Assault	5	4
Simple Assault	26	24
Intimidation	7	6
Stalking	0	0
Forcible Rape	0	0
Forcible Sodomy	0	0
Sexual Assault W/Object	0	0
Forcible Fondling	0	0
Incest	0	0
Statutory Rape	0	0
Kidnapping/Abduction	2	2
Total	40	36

TIBRS Group B Arrests		
Offense	Adult	Juvenile
Bad Checks	0	0
Curfew/Vagrancy	0	0
Disorderly Conduct	9	0
DUI	1	0
Drunkenness	67	0
Family-Non Violent	1	0
Liquor Law Violations	10	1
Peeping Tom	0	0
Trespass	43	0
All Other Offenses	8	0
Total Group B	139	1

TIBRS Group A Offenses	Offenses		Arrests	
	Reported	Cleared	Adult	Juvenile
Crimes Against Persons				
Murder	0	0	0	0
Negligent Manslaughter	0	0	0	0
Kidnapping/Abduction	2	2	0	0
Forcible Rape	9	1	4	0
Forcible Sodomy	4	3	0	0
Sexual Assault W/Object	0	0	0	0
Forcible Fondling	4	1	0	0
Incest	0	0	0	0
Statutory Rape	0	0	0	0
Aggravated Assault	14	12	3	0
Simple Assault	84	74	19	2
Intimidation	39	31	2	0
Stalking	1	0	0	0
Commercial Sex Acts	0	0	0	0
Involuntary Servitude	0	0	0	0
Crimes Against Property				
Arson	0	0	0	0
Bribery	0	0	0	0
Burglary	18	3	0	0
Counterfeiting/Forgery	8	2	2	0
Destruction/Damage/Vandalism	71	11	1	0
Embezzlement	8	5	4	0
Extortion/Blackmail	0	0	0	0
Fraud - False Pretenses	25	7	5	0
Fraud - Credit Card/ATM	6	1	0	0
Fraud - Impersonation	5	2	0	0
Fraud - Welfare	0	0	0	0
Fraud - Wire	1	0	0	0
Motor Vehicle Theft	5	1	0	0
Robbery	5	1	1	0
Stolen Property Offenses	0	0	0	0
Theft - Pocket-picking	2	0	0	0
Theft - Purse Snatching	0	0	0	0
Theft - Shoplifting	24	13	8	0
Theft From Building	189	29	11	0
Theft From Coin Machine	3	0	0	0
Theft From Motor Vehicle	40	5	3	0
Theft of Motor Vehicle Parts	18	1	0	0
Theft - All Other Larceny	63	14	5	0
Crimes Against Society				
Drug/Narcotic Violations	116	107	171	2
Drug/Narcotic Equipment Violations	28	23	12	0
Gambling - Betting/Wagering	0	0	0	0
Gambling - Operating/Promoting	0	0	0	0
Gambling - Equipment Violations	0	0	0	0
Gambling - Sports Tampering	0	0	0	0
Pornography/Obscene Material	0	0	0	0
Prostitution	0	0	0	0
Prostitution Assisting/Promoting	0	0	0	0
Purchasing Prostitution	0	0	0	0
Weapon Law Violations	4	2	1	0
Total Group A Offenses	796	351	252	4



2012 Population Estimate	6,506
Offense Overview	
Offense Total	40
Number Cleared	5
Percent Cleared	12.50 %
Group A Crimes per 100,000 population	614.8
Arrest Overview	
Total Arrests	8
Adult Arrests	8
Juvenile Arrests	0
Unknown Age	0
Arrests per 100,000 population	123.0
Average number offenses/incident	1.03

Domestic Violence Victims		
Offense	Reported	Cleared
Murder	0	0
Aggravated Assault	0	0
Simple Assault	1	1
Intimidation	0	0
Stalking	0	0
Forcible Rape	0	0
Forcible Sodomy	0	0
Sexual Assault W/Object	0	0
Forcible Fondling	0	0
Incest	0	0
Statutory Rape	0	0
Kidnapping/Abduction	0	0
Total	1	1

TIBRS Group B Arrests		
Offense	Adult	Juvenile
Bad Checks	0	0
Curfew/Vagrancy	0	0
Disorderly Conduct	0	0
DUI	0	0
Drunkenness	2	0
Family-Non Violent	0	0
Liquor Law Violations	1	0
Peeping Tom	0	0
Trespass	0	0
All Other Offenses	0	0
Total Group B	3	0

TIBRS Group A Offenses	Offenses		Arrests	
	Reported	Cleared	Adult	Juvenile
Crimes Against Persons				
Murder	0	0	0	0
Negligent Manslaughter	0	0	0	0
Kidnapping/Abduction	0	0	0	0
Forcible Rape	0	0	0	0
Forcible Sodomy	0	0	0	0
Sexual Assault W/Object	0	0	0	0
Forcible Fondling	0	0	0	0
Incest	0	0	0	0
Statutory Rape	0	0	0	0
Aggravated Assault	0	0	0	0
Simple Assault	1	1	1	0
Intimidation	0	0	0	0
Stalking	0	0	0	0
Commercial Sex Acts	0	0	0	0
Involuntary Servitude	0	0	0	0
Crimes Against Property				
Arson	0	0	0	0
Bribery	0	0	0	0
Burglary	1	0	0	0
Counterfeiting/Forgery	0	0	0	0
Destruction/Damage/Vandalism	15	0	0	0
Embezzlement	0	0	0	0
Extortion/Blackmail	0	0	0	0
Fraud - False Pretenses	1	0	0	0
Fraud - Credit Card/ATM	0	0	0	0
Fraud - Impersonation	0	0	0	0
Fraud - Welfare	0	0	0	0
Fraud - Wire	0	0	0	0
Motor Vehicle Theft	0	0	0	0
Robbery	0	0	0	0
Stolen Property Offenses	0	0	0	0
Theft - Pocket-picking	0	0	0	0
Theft - Purse Snatching	0	0	0	0
Theft - Shoplifting	0	0	0	0
Theft From Building	15	1	1	0
Theft From Coin Machine	0	0	0	0
Theft From Motor Vehicle	1	0	0	0
Theft of Motor Vehicle Parts	1	0	0	0
Theft - All Other Larceny	3	1	1	0
Crimes Against Society				
Drug/Narcotic Violations	1	1	1	0
Drug/Narcotic Equipment Violations	0	0	0	0
Gambling - Betting/Wagering	0	0	0	0
Gambling - Operating/Promoting	0	0	0	0
Gambling - Equipment Violations	0	0	0	0
Gambling - Sports Tampering	0	0	0	0
Pornography/Obscene Material	0	0	0	0
Prostitution	0	0	0	0
Prostitution Assisting/Promoting	0	0	0	0
Purchasing Prostitution	1	1	1	0
Weapon Law Violations	0	0	0	0
Total Group A Offenses	40	5	5	0



2012 Population Estimate	6,516
Offense Overview	
Offense Total	19
Number Cleared	1
Percent Cleared	5.26 %
Group A Crimes per 100,000 population	291.6
Arrest Overview	
Total Arrests	1
Adult Arrests	1
Juvenile Arrests	0
Unknown Age	0
Arrests per 100,000 population	15.3
Average number offenses/incident	1.06

Domestic Violence Victims		
Offense	Reported	Cleared
Murder	0	0
Aggravated Assault	0	0
Simple Assault	0	0
Intimidation	0	0
Stalking	0	0
Forcible Rape	0	0
Forcible Sodomy	0	0
Sexual Assault W/Object	0	0
Forcible Fondling	0	0
Incest	0	0
Statutory Rape	0	0
Kidnapping/Abduction	0	0
Total	0	0

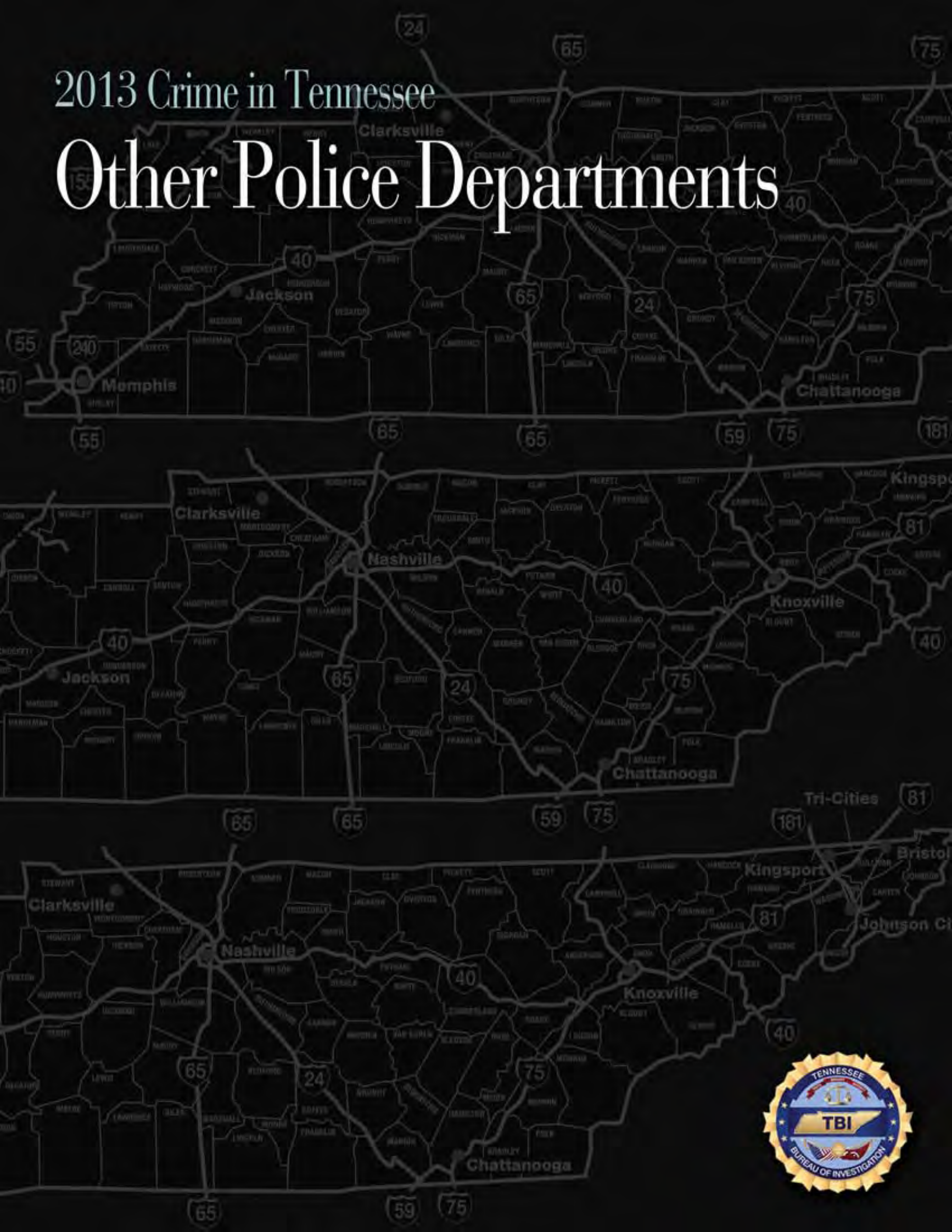
TIBRS Group B Arrests		
Offense	Adult	Juvenile
Bad Checks	0	0
Curfew/Vagrancy	0	0
Disorderly Conduct	0	0
DUI	0	0
Drunkenness	0	0
Family-Non Violent	0	0
Liquor Law Violations	0	0
Peeping Tom	0	0
Trespass	0	0
All Other Offenses	0	0
Total Group B	0	0

TIBRS Group A Offenses	Offenses		Arrests	
	Reported	Cleared	Adult	Juvenile
Crimes Against Persons				
Murder	0	0	0	0
Negligent Manslaughter	0	0	0	0
Kidnapping/Abduction	0	0	0	0
Forcible Rape	0	0	0	0
Forcible Sodomy	0	0	0	0
Sexual Assault W/Object	0	0	0	0
Forcible Fondling	0	0	0	0
Incest	0	0	0	0
Statutory Rape	0	0	0	0
Aggravated Assault	0	0	0	0
Simple Assault	2	1	1	0
Intimidation	1	0	0	0
Stalking	0	0	0	0
Commercial Sex Acts	0	0	0	0
Involuntary Servitude	0	0	0	0
Crimes Against Property				
Arson	0	0	0	0
Bribery	0	0	0	0
Burglary	0	0	0	0
Counterfeiting/Forgery	0	0	0	0
Destruction/Damage/Vandalism	2	0	0	0
Embezzlement	0	0	0	0
Extortion/Blackmail	0	0	0	0
Fraud - False Pretenses	0	0	0	0
Fraud - Credit Card/ATM	0	0	0	0
Fraud - Impersonation	0	0	0	0
Fraud - Welfare	0	0	0	0
Fraud - Wire	0	0	0	0
Motor Vehicle Theft	0	0	0	0
Robbery	0	0	0	0
Stolen Property Offenses	0	0	0	0
Theft - Pocket-picking	0	0	0	0
Theft - Purse Snatching	0	0	0	0
Theft - Shoplifting	0	0	0	0
Theft From Building	6	0	0	0
Theft From Coin Machine	0	0	0	0
Theft From Motor Vehicle	0	0	0	0
Theft of Motor Vehicle Parts	0	0	0	0
Theft - All Other Larceny	5	0	0	0
Crimes Against Society				
Drug/Narcotic Violations	2	0	0	0
Drug/Narcotic Equipment Violations	1	0	0	0
Gambling - Betting/Wagering	0	0	0	0
Gambling - Operating/Promoting	0	0	0	0
Gambling - Equipment Violations	0	0	0	0
Gambling - Sports Tampering	0	0	0	0
Pornography/Obscene Material	0	0	0	0
Prostitution	0	0	0	0
Prostitution Assisting/Promoting	0	0	0	0
Purchasing Prostitution	0	0	0	0
Weapon Law Violations	0	0	0	0
Total Group A Offenses	19	1	1	0



2013 Crime in Tennessee

Other Police Departments



2012 Population Estimate	N/A
Offense Overview	
Offense Total	173
Number Cleared	173
Percent Cleared	100.00 %
Group A Crimes per 100,000 population	N/A
Arrest Overview	
Total Arrests	443
Adult Arrests	441
Juvenile Arrests	2
Unknown Age	0
Arrests per 100,000 population	N/A
Average number offenses/incident	1.26

Domestic Violence Victims		
Offense	Reported	Cleared
Murder	0	0
Aggravated Assault	0	0
Simple Assault	0	0
Intimidation	0	0
Stalking	0	0
Forcible Rape	0	0
Forcible Sodomy	0	0
Sexual Assault W/Object	0	0
Forcible Fondling	0	0
Incest	0	0
Statutory Rape	0	0
Kidnapping/Abduction	0	0
Total	0	0

TIBRS Group B Arrests		
Offense	Adult	Juvenile
Bad Checks	0	0
Curfew/Vagrancy	0	0
Disorderly Conduct	7	0
DUI	3	0
Drunkenness	9	0
Family-Non Violent	1	0
Liquor Law Violations	5	0
Peeping Tom	0	0
Trespass	175	0
All Other Offenses	90	0
Total Group B	290	0

TIBRS Group A Offenses	Offenses		Arrests	
	Reported	Cleared	Adult	Juvenile
Crimes Against Persons				
Murder	0	0	0	0
Negligent Manslaughter	0	0	0	0
Kidnapping/Abduction	0	0	0	0
Forcible Rape	0	0	0	0
Forcible Sodomy	0	0	0	0
Sexual Assault W/Object	0	0	0	0
Forcible Fondling	0	0	0	0
Incest	0	0	0	0
Statutory Rape	0	0	0	0
Aggravated Assault	1	1	0	0
Simple Assault	3	3	4	0
Intimidation	0	0	0	0
Stalking	0	0	0	0
Commercial Sex Acts	0	0	0	0
Involuntary Servitude	0	0	0	0
Crimes Against Property				
Arson	1	1	1	0
Bribery	0	0	0	0
Burglary	0	0	0	0
Counterfeiting/Forgery	0	0	0	0
Destruction/Damage/Vandalism	8	8	0	0
Embezzlement	0	0	0	0
Extortion/Blackmail	0	0	0	0
Fraud - False Pretenses	0	0	0	0
Fraud - Credit Card/ATM	0	0	0	0
Fraud - Impersonation	0	0	0	0
Fraud - Welfare	0	0	0	0
Fraud - Wire	0	0	0	0
Motor Vehicle Theft	0	0	0	0
Robbery	0	0	0	0
Stolen Property Offenses	0	0	0	0
Theft - Pocket-picking	0	0	0	0
Theft - Purse Snatching	0	0	0	0
Theft - Shoplifting	0	0	0	0
Theft From Building	0	0	0	0
Theft From Coin Machine	0	0	0	0
Theft From Motor Vehicle	0	0	0	0
Theft of Motor Vehicle Parts	0	0	0	0
Theft - All Other Larceny	0	0	0	0
Crimes Against Society				
Drug/Narcotic Violations	112	112	122	1
Drug/Narcotic Equipment Violations	36	36	16	0
Gambling - Betting/Wagering	0	0	0	0
Gambling - Operating/Promoting	0	0	0	0
Gambling - Equipment Violations	0	0	0	0
Gambling - Sports Tampering	0	0	0	0
Pornography/Obscene Material	0	0	0	0
Prostitution	0	0	0	0
Prostitution Assisting/Promoting	0	0	0	0
Purchasing Prostitution	0	0	0	0
Weapon Law Violations	12	12	8	1
Total Group A Offenses	173	173	151	2



2012 Population Estimate	N/A
Offense Overview	
Offense Total	5
Number Cleared	2
Percent Cleared	40.00 %
Group A Crimes per 100,000 population	N/A
Arrest Overview	
Total Arrests	3
Adult Arrests	3
Juvenile Arrests	0
Unknown Age	0
Arrests per 100,000 population	N/A
Average number offenses/incident	1.00

Domestic Violence Victims		
Offense	Reported	Cleared
Murder	0	0
Aggravated Assault	0	0
Simple Assault	0	0
Intimidation	0	0
Stalking	0	0
Forcible Rape	0	0
Forcible Sodomy	0	0
Sexual Assault W/Object	0	0
Forcible Fondling	0	0
Incest	0	0
Statutory Rape	0	0
Kidnapping/Abduction	0	0
Total	0	0

TIBRS Group B Arrests		
Offense	Adult	Juvenile
Bad Checks	0	0
Curfew/Vagrancy	0	0
Disorderly Conduct	0	0
DUI	1	0
Drunkenness	0	0
Family-Non Violent	0	0
Liquor Law Violations	0	0
Peeping Tom	0	0
Trespass	0	0
All Other Offenses	0	0
Total Group B	1	0

TIBRS Group A Offenses	Offenses		Arrests	
	Reported	Cleared	Adult	Juvenile
Crimes Against Persons				
Murder	0	0	0	0
Negligent Manslaughter	0	0	0	0
Kidnapping/Abduction	0	0	0	0
Forcible Rape	0	0	0	0
Forcible Sodomy	0	0	0	0
Sexual Assault W/Object	0	0	0	0
Forcible Fondling	0	0	0	0
Incest	0	0	0	0
Statutory Rape	0	0	0	0
Aggravated Assault	0	0	0	0
Simple Assault	0	0	0	0
Intimidation	0	0	0	0
Stalking	0	0	0	0
Commercial Sex Acts	0	0	0	0
Involuntary Servitude	0	0	0	0
Crimes Against Property				
Arson	0	0	0	0
Bribery	0	0	0	0
Burglary	0	0	0	0
Counterfeiting/Forgery	1	0	0	0
Destruction/Damage/Vandalism	1	0	0	0
Embezzlement	0	0	0	0
Extortion/Blackmail	0	0	0	0
Fraud - False Pretenses	0	0	0	0
Fraud - Credit Card/ATM	0	0	0	0
Fraud - Impersonation	0	0	0	0
Fraud - Welfare	0	0	0	0
Fraud - Wire	0	0	0	0
Motor Vehicle Theft	0	0	0	0
Robbery	0	0	0	0
Stolen Property Offenses	0	0	0	0
Theft - Pocket-picking	0	0	0	0
Theft - Purse Snatching	0	0	0	0
Theft - Shoplifting	0	0	0	0
Theft From Building	0	0	0	0
Theft From Coin Machine	0	0	0	0
Theft From Motor Vehicle	0	0	0	0
Theft of Motor Vehicle Parts	0	0	0	0
Theft - All Other Larceny	1	0	0	0
Crimes Against Society				
Drug/Narcotic Violations	0	0	0	0
Drug/Narcotic Equipment Violations	0	0	0	0
Gambling - Betting/Wagering	0	0	0	0
Gambling - Operating/Promoting	0	0	0	0
Gambling - Equipment Violations	0	0	0	0
Gambling - Sports Tampering	0	0	0	0
Pornography/Obscene Material	0	0	0	0
Prostitution	0	0	0	0
Prostitution Assisting/Promoting	0	0	0	0
Purchasing Prostitution	0	0	0	0
Weapon Law Violations	2	2	2	0
Total Group A Offenses	5	2	2	0



City of Dickson Park Ranger Office - 2013

2012 Population Estimate	N/A
Offense Overview	
Offense Total	2
Number Cleared	1
Percent Cleared	50.00 %
Group A Crimes per 100,000 population	N/A
Arrest Overview	
Total Arrests	2
Adult Arrests	2
Juvenile Arrests	0
Unknown Age	0
Arrests per 100,000 population	N/A
Average number offenses/incident	1.00

Domestic Violence Victims		
Offense	Reported	Cleared
Murder	0	0
Aggravated Assault	0	0
Simple Assault	0	0
Intimidation	0	0
Stalking	0	0
Forcible Rape	0	0
Forcible Sodomy	0	0
Sexual Assault W/Object	0	0
Forcible Fondling	0	0
Incest	0	0
Statutory Rape	0	0
Kidnapping/Abduction	0	0
Total	0	0

TIBRS Group B Arrests		
Offense	Adult	Juvenile
Bad Checks	0	0
Curfew/Vagrancy	0	0
Disorderly Conduct	0	0
DUI	0	0
Drunkenness	0	0
Family-Non Violent	0	0
Liquor Law Violations	0	0
Peeping Tom	0	0
Trespass	0	0
All Other Offenses	0	0
Total Group B	0	0

TIBRS Group A Offenses	Offenses		Arrests	
	Reported	Cleared	Adult	Juvenile
Crimes Against Persons				
Murder	0	0	0	0
Negligent Manslaughter	0	0	0	0
Kidnapping/Abduction	0	0	0	0
Forcible Rape	0	0	0	0
Forcible Sodomy	0	0	0	0
Sexual Assault W/Object	0	0	0	0
Forcible Fondling	0	0	0	0
Incest	0	0	0	0
Statutory Rape	0	0	0	0
Aggravated Assault	0	0	0	0
Simple Assault	1	1	2	0
Intimidation	0	0	0	0
Stalking	0	0	0	0
Commercial Sex Acts	0	0	0	0
Involuntary Servitude	0	0	0	0
Crimes Against Property				
Arson	0	0	0	0
Bribery	0	0	0	0
Burglary	0	0	0	0
Counterfeiting/Forgery	0	0	0	0
Destruction/Damage/Vandalism	0	0	0	0
Embezzlement	0	0	0	0
Extortion/Blackmail	0	0	0	0
Fraud - False Pretenses	0	0	0	0
Fraud - Credit Card/ATM	0	0	0	0
Fraud - Impersonation	0	0	0	0
Fraud - Welfare	0	0	0	0
Fraud - Wire	0	0	0	0
Motor Vehicle Theft	0	0	0	0
Robbery	0	0	0	0
Stolen Property Offenses	0	0	0	0
Theft - Pocket-picking	0	0	0	0
Theft - Purse Snatching	0	0	0	0
Theft - Shoplifting	0	0	0	0
Theft From Building	0	0	0	0
Theft From Coin Machine	0	0	0	0
Theft From Motor Vehicle	1	0	0	0
Theft of Motor Vehicle Parts	0	0	0	0
Theft - All Other Larceny	0	0	0	0
Crimes Against Society				
Drug/Narcotic Violations	0	0	0	0
Drug/Narcotic Equipment Violations	0	0	0	0
Gambling - Betting/Wagering	0	0	0	0
Gambling - Operating/Promoting	0	0	0	0
Gambling - Equipment Violations	0	0	0	0
Gambling - Sports Tampering	0	0	0	0
Pornography/Obscene Material	0	0	0	0
Prostitution	0	0	0	0
Prostitution Assisting/Promoting	0	0	0	0
Purchasing Prostitution	0	0	0	0
Weapon Law Violations	0	0	0	0
Total Group A Offenses	2	1	2	0



2012 Population Estimate	N/A
Offense Overview	
Offense Total	29
Number Cleared	13
Percent Cleared	44.83 %
Group A Crimes per 100,000 population	N/A
Arrest Overview	
Total Arrests	21
Adult Arrests	21
Juvenile Arrests	0
Unknown Age	0
Arrests per 100,000 population	N/A
Average number offenses/incident	1.04

Domestic Violence Victims		
Offense	Reported	Cleared
Murder	0	0
Aggravated Assault	0	0
Simple Assault	0	0
Intimidation	0	0
Stalking	0	0
Forcible Rape	0	0
Forcible Sodomy	0	0
Sexual Assault W/Object	0	0
Forcible Fondling	0	0
Incest	0	0
Statutory Rape	0	0
Kidnapping/Abduction	0	0
Total	0	0

TIBRS Group B Arrests		
Offense	Adult	Juvenile
Bad Checks	0	0
Curfew/Vagrancy	0	0
Disorderly Conduct	0	0
DUI	0	0
Drunkenness	8	0
Family-Non Violent	0	0
Liquor Law Violations	0	0
Peeping Tom	0	0
Trespass	0	0
All Other Offenses	1	0
Total Group B	9	0

TIBRS Group A Offenses	Offenses		Arrests	
	Reported	Cleared	Adult	Juvenile
Crimes Against Persons				
Murder	0	0	0	0
Negligent Manslaughter	0	0	0	0
Kidnapping/Abduction	0	0	0	0
Forcible Rape	1	0	0	0
Forcible Sodomy	0	0	0	0
Sexual Assault W/Object	0	0	0	0
Forcible Fondling	0	0	0	0
Incest	0	0	0	0
Statutory Rape	0	0	0	0
Aggravated Assault	0	0	0	0
Simple Assault	0	0	0	0
Intimidation	0	0	0	0
Stalking	0	0	0	0
Commercial Sex Acts	0	0	0	0
Involuntary Servitude	0	0	0	0
Crimes Against Property				
Arson	0	0	0	0
Bribery	0	0	0	0
Burglary	0	0	0	0
Counterfeiting/Forgery	0	0	0	0
Destruction/Damage/Vandalism	1	0	0	0
Embezzlement	0	0	0	0
Extortion/Blackmail	0	0	0	0
Fraud - False Pretenses	2	0	0	0
Fraud - Credit Card/ATM	1	1	1	0
Fraud - Impersonation	0	0	0	0
Fraud - Welfare	0	0	0	0
Fraud - Wire	0	0	0	0
Motor Vehicle Theft	0	0	0	0
Robbery	0	0	0	0
Stolen Property Offenses	0	0	0	0
Theft - Pocket-picking	0	0	0	0
Theft - Purse Snatching	0	0	0	0
Theft - Shoplifting	0	0	0	0
Theft From Building	8	0	0	0
Theft From Coin Machine	0	0	0	0
Theft From Motor Vehicle	1	1	0	0
Theft of Motor Vehicle Parts	0	0	0	0
Theft - All Other Larceny	3	0	0	0
Crimes Against Society				
Drug/Narcotic Violations	1	0	0	0
Drug/Narcotic Equipment Violations	0	0	0	0
Gambling - Betting/Wagering	0	0	0	0
Gambling - Operating/Promoting	0	0	0	0
Gambling - Equipment Violations	0	0	0	0
Gambling - Sports Tampering	0	0	0	0
Pornography/Obscene Material	0	0	0	0
Prostitution	0	0	0	0
Prostitution Assisting/Promoting	0	0	0	0
Purchasing Prostitution	0	0	0	0
Weapon Law Violations	11	11	11	0
Total Group A Offenses	29	13	12	0



Memphis Shelby County Airport Authority Police - 2013

2012 Population Estimate	N/A
Offense Overview	
Offense Total	223
Number Cleared	32
Percent Cleared	14.35 %
Group A Crimes per 100,000 population	N/A
Arrest Overview	
Total Arrests	37
Adult Arrests	37
Juvenile Arrests	0
Unknown Age	0
Arrests per 100,000 population	N/A
Average number offenses/incident	1.02

Domestic Violence Victims		
Offense	Reported	Cleared
Murder	0	0
Aggravated Assault	0	0
Simple Assault	0	0
Intimidation	0	0
Stalking	0	0
Forcible Rape	0	0
Forcible Sodomy	0	0
Sexual Assault W/Object	0	0
Forcible Fondling	0	0
Incest	0	0
Statutory Rape	0	0
Kidnapping/Abduction	0	0
Total	0	0

TIBRS Group B Arrests		
Offense	Adult	Juvenile
Bad Checks	0	0
Curfew/Vagrancy	0	0
Disorderly Conduct	1	0
DUI	3	0
Drunkenness	1	0
Family-Non Violent	0	0
Liquor Law Violations	0	0
Peeping Tom	0	0
Trespass	1	0
All Other Offenses	0	0
Total Group B	6	0

TIBRS Group A Offenses	Offenses		Arrests	
	Reported	Cleared	Adult	Juvenile
Crimes Against Persons				
Murder	0	0	0	0
Negligent Manslaughter	0	0	0	0
Kidnapping/Abduction	0	0	0	0
Forcible Rape	0	0	0	0
Forcible Sodomy	0	0	0	0
Sexual Assault W/Object	0	0	0	0
Forcible Fondling	0	0	0	0
Incest	0	0	0	0
Statutory Rape	0	0	0	0
Aggravated Assault	2	0	0	0
Simple Assault	5	1	1	0
Intimidation	1	0	0	0
Stalking	0	0	0	0
Commercial Sex Acts	0	0	0	0
Involuntary Servitude	0	0	0	0
Crimes Against Property				
Arson	0	0	0	0
Bribery	0	0	0	0
Burglary	3	0	0	0
Counterfeiting/Forgery	1	0	0	0
Destruction/Damage/Vandalism	24	0	0	0
Embezzlement	1	0	0	0
Extortion/Blackmail	0	0	0	0
Fraud - False Pretenses	1	0	0	0
Fraud - Credit Card/ATM	2	0	0	0
Fraud - Impersonation	1	1	1	0
Fraud - Welfare	0	0	0	0
Fraud - Wire	0	0	0	0
Motor Vehicle Theft	12	1	1	0
Robbery	0	0	0	0
Stolen Property Offenses	0	0	0	0
Theft - Pocket-picking	0	0	0	0
Theft - Purse Snatching	0	0	0	0
Theft - Shoplifting	0	0	0	0
Theft From Building	59	1	2	0
Theft From Coin Machine	0	0	0	0
Theft From Motor Vehicle	41	0	0	0
Theft of Motor Vehicle Parts	4	0	0	0
Theft - All Other Larceny	36	1	0	0
Crimes Against Society				
Drug/Narcotic Violations	5	4	3	0
Drug/Narcotic Equipment Violations	2	1	1	0
Gambling - Betting/Wagering	0	0	0	0
Gambling - Operating/Promoting	0	0	0	0
Gambling - Equipment Violations	0	0	0	0
Gambling - Sports Tampering	0	0	0	0
Pornography/Obscene Material	0	0	0	0
Prostitution	0	0	0	0
Prostitution Assisting/Promoting	0	0	0	0
Purchasing Prostitution	0	0	0	0
Weapon Law Violations	23	22	22	0
Total Group A Offenses	223	32	31	0



Nashville Metro Airport Police Department - 2013

2012 Population Estimate	N/A
Offense Overview	
Offense Total	137
Number Cleared	58
Percent Cleared	42.34 %
Group A Crimes per 100,000 population	N/A
Arrest Overview	
Total Arrests	96
Adult Arrests	95
Juvenile Arrests	1
Unknown Age	0
Arrests per 100,000 population	N/A
Average number offenses/incident	1.00

Domestic Violence Victims		
Offense	Reported	Cleared
Murder	0	0
Aggravated Assault	0	0
Simple Assault	1	1
Intimidation	1	0
Stalking	0	0
Forcible Rape	0	0
Forcible Sodomy	0	0
Sexual Assault W/Object	0	0
Forcible Fondling	0	0
Incest	0	0
Statutory Rape	0	0
Kidnapping/Abduction	0	0
Total	2	1

TIBRS Group B Arrests		
Offense	Adult	Juvenile
Bad Checks	0	0
Curfew/Vagrancy	0	0
Disorderly Conduct	11	0
DUI	10	0
Drunkenness	13	0
Family-Non Violent	0	0
Liquor Law Violations	0	0
Peeping Tom	0	0
Trespass	3	0
All Other Offenses	1	0
Total Group B	38	0

TIBRS Group A Offenses	Offenses		Arrests	
	Reported	Cleared	Adult	Juvenile
Crimes Against Persons				
Murder	0	0	0	0
Negligent Manslaughter	0	0	0	0
Kidnapping/Abduction	0	0	0	0
Forcible Rape	0	0	0	0
Forcible Sodomy	0	0	0	0
Sexual Assault W/Object	0	0	0	0
Forcible Fondling	0	0	0	0
Incest	0	0	0	0
Statutory Rape	0	0	0	0
Aggravated Assault	1	0	0	0
Simple Assault	4	3	3	0
Intimidation	1	0	0	0
Stalking	1	0	0	0
Commercial Sex Acts	0	0	0	0
Involuntary Servitude	0	0	0	0
Crimes Against Property				
Arson	0	0	0	0
Bribery	0	0	0	0
Burglary	1	0	0	0
Counterfeiting/Forgery	0	0	0	0
Destruction/Damage/Vandalism	12	1	1	0
Embezzlement	1	1	1	0
Extortion/Blackmail	0	0	0	0
Fraud - False Pretenses	14	1	1	0
Fraud - Credit Card/ATM	2	1	1	0
Fraud - Impersonation	0	0	0	0
Fraud - Welfare	0	0	0	0
Fraud - Wire	0	0	0	0
Motor Vehicle Theft	5	3	3	0
Robbery	0	0	0	0
Stolen Property Offenses	0	0	0	0
Theft - Pocket-picking	0	0	0	0
Theft - Purse Snatching	0	0	0	0
Theft - Shoplifting	6	2	1	1
Theft From Building	29	5	5	0
Theft From Coin Machine	1	0	0	0
Theft From Motor Vehicle	2	0	0	0
Theft of Motor Vehicle Parts	4	0	0	0
Theft - All Other Larceny	0	0	0	0
Crimes Against Society				
Drug/Narcotic Violations	13	7	7	0
Drug/Narcotic Equipment Violations	2	1	1	0
Gambling - Betting/Wagering	0	0	0	0
Gambling - Operating/Promoting	0	0	0	0
Gambling - Equipment Violations	0	0	0	0
Gambling - Sports Tampering	0	0	0	0
Pornography/Obscene Material	0	0	0	0
Prostitution	0	0	0	0
Prostitution Assisting/Promoting	0	0	0	0
Purchasing Prostitution	0	0	0	0
Weapon Law Violations	38	33	33	0
Total Group A Offenses	137	58	57	1



Nashville Metro Park Police - 2013

2012 Population Estimate	N/A
Offense Overview	
Offense Total	346
Number Cleared	56
Percent Cleared	16.18 %
Group A Crimes per 100,000 population	N/A
Arrest Overview	
Total Arrests	136
Adult Arrests	123
Juvenile Arrests	13
Unknown Age	0
Arrests per 100,000 population	N/A
Average number offenses/incident	1.32

Domestic Violence Victims		
Offense	Reported	Cleared
Murder	0	0
Aggravated Assault	2	2
Simple Assault	6	6
Intimidation	1	1
Stalking	0	0
Forcible Rape	0	0
Forcible Sodomy	0	0
Sexual Assault W/Object	0	0
Forcible Fondling	0	0
Incest	0	0
Statutory Rape	0	0
Kidnapping/Abduction	0	0
Total	9	9

TIBRS Group B Arrests		
Offense	Adult	Juvenile
Bad Checks	0	0
Curfew/Vagrancy	0	0
Disorderly Conduct	3	1
DUI	11	0
Drunkenness	9	0
Family-Non Violent	0	0
Liquor Law Violations	1	0
Peeping Tom	0	0
Trespass	15	0
All Other Offenses	48	1
Total Group B	87	2

TIBRS Group A Offenses	Offenses		Arrests	
	Reported	Cleared	Adult	Juvenile
Crimes Against Persons				
Murder	0	0	0	0
Negligent Manslaughter	0	0	0	0
Kidnapping/Abduction	0	0	0	0
Forcible Rape	1	0	0	0
Forcible Sodomy	0	0	0	0
Sexual Assault W/Object	0	0	0	0
Forcible Fondling	0	0	0	0
Incest	0	0	0	0
Statutory Rape	1	0	0	0
Aggravated Assault	3	2	5	0
Simple Assault	27	16	3	0
Intimidation	5	3	0	2
Stalking	0	0	0	0
Commercial Sex Acts	0	0	0	0
Involuntary Servitude	0	0	0	0
Crimes Against Property				
Arson	0	0	0	0
Bribery	0	0	0	0
Burglary	6	1	1	0
Counterfeiting/Forgery	0	0	0	0
Destruction/Damage/Vandalism	105	7	2	0
Embezzlement	0	0	0	0
Extortion/Blackmail	0	0	0	0
Fraud - False Pretenses	0	0	0	0
Fraud - Credit Card/ATM	0	0	0	0
Fraud - Impersonation	0	0	0	0
Fraud - Welfare	0	0	0	0
Fraud - Wire	0	0	0	0
Motor Vehicle Theft	1	0	0	0
Robbery	4	0	0	0
Stolen Property Offenses	0	0	0	0
Theft - Pocket-picking	0	0	0	0
Theft - Purse Snatching	1	0	0	0
Theft - Shoplifting	2	2	1	2
Theft From Building	24	1	0	0
Theft From Coin Machine	0	0	0	0
Theft From Motor Vehicle	126	4	4	0
Theft of Motor Vehicle Parts	2	0	0	0
Theft - All Other Larceny	16	0	2	1
Crimes Against Society				
Drug/Narcotic Violations	11	11	16	5
Drug/Narcotic Equipment Violations	7	7	2	1
Gambling - Betting/Wagering	0	0	0	0
Gambling - Operating/Promoting	0	0	0	0
Gambling - Equipment Violations	0	0	0	0
Gambling - Sports Tampering	0	0	0	0
Pornography/Obscene Material	0	0	0	0
Prostitution	0	0	0	0
Prostitution Assisting/Promoting	0	0	0	0
Purchasing Prostitution	0	0	0	0
Weapon Law Violations	4	2	0	0
Total Group A Offenses	346	56	36	11



2012 Population Estimate	N/A
Offense Overview	
Offense Total	6
Number Cleared	4
Percent Cleared	66.67 %
Group A Crimes per 100,000 population	N/A
Arrest Overview	
Total Arrests	7
Adult Arrests	7
Juvenile Arrests	0
Unknown Age	0
Arrests per 100,000 population	N/A
Average number offenses/incident	1.00

Domestic Violence Victims		
Offense	Reported	Cleared
Murder	0	0
Aggravated Assault	0	0
Simple Assault	0	0
Intimidation	0	0
Stalking	0	0
Forcible Rape	0	0
Forcible Sodomy	0	0
Sexual Assault W/Object	0	0
Forcible Fondling	0	0
Incest	0	0
Statutory Rape	0	0
Kidnapping/Abduction	0	0
Total	0	0

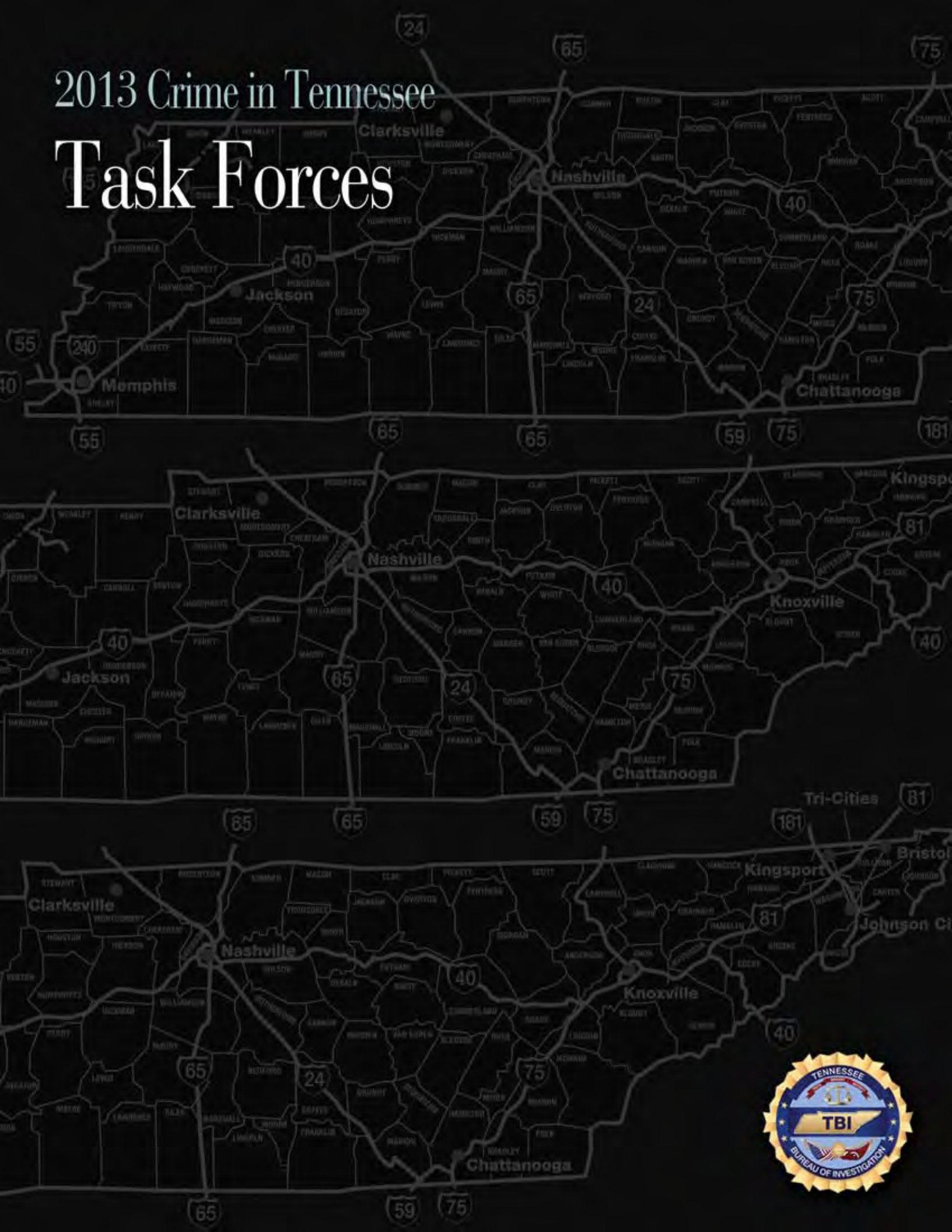
TIBRS Group B Arrests		
Offense	Adult	Juvenile
Bad Checks	0	0
Curfew/Vagrancy	0	0
Disorderly Conduct	1	0
DUI	0	0
Drunkenness	1	0
Family-Non Violent	0	0
Liquor Law Violations	0	0
Peeping Tom	0	0
Trespass	1	0
All Other Offenses	0	0
Total Group B	3	0

TIBRS Group A Offenses	Offenses		Arrests	
	Reported	Cleared	Adult	Juvenile
Crimes Against Persons				
Murder	0	0	0	0
Negligent Manslaughter	0	0	0	0
Kidnapping/Abduction	0	0	0	0
Forcible Rape	0	0	0	0
Forcible Sodomy	0	0	0	0
Sexual Assault W/Object	0	0	0	0
Forcible Fondling	0	0	0	0
Incest	0	0	0	0
Statutory Rape	0	0	0	0
Aggravated Assault	0	0	0	0
Simple Assault	1	1	1	0
Intimidation	0	0	0	0
Stalking	0	0	0	0
Commercial Sex Acts	0	0	0	0
Involuntary Servitude	0	0	0	0
Crimes Against Property				
Arson	0	0	0	0
Bribery	0	0	0	0
Burglary	0	0	0	0
Counterfeiting/Forgery	0	0	0	0
Destruction/Damage/Vandalism	0	0	0	0
Embezzlement	0	0	0	0
Extortion/Blackmail	0	0	0	0
Fraud - False Pretenses	0	0	0	0
Fraud - Credit Card/ATM	0	0	0	0
Fraud - Impersonation	0	0	0	0
Fraud - Welfare	0	0	0	0
Fraud - Wire	0	0	0	0
Motor Vehicle Theft	0	0	0	0
Robbery	0	0	0	0
Stolen Property Offenses	0	0	0	0
Theft - Pocket-picking	0	0	0	0
Theft - Purse Snatching	0	0	0	0
Theft - Shoplifting	0	0	0	0
Theft From Building	2	0	0	0
Theft From Coin Machine	0	0	0	0
Theft From Motor Vehicle	0	0	0	0
Theft of Motor Vehicle Parts	0	0	0	0
Theft - All Other Larceny	0	0	0	0
Crimes Against Society				
Drug/Narcotic Violations	1	1	1	0
Drug/Narcotic Equipment Violations	1	1	1	0
Gambling - Betting/Wagering	0	0	0	0
Gambling - Operating/Promoting	0	0	0	0
Gambling - Equipment Violations	0	0	0	0
Gambling - Sports Tampering	0	0	0	0
Pornography/Obscene Material	0	0	0	0
Prostitution	0	0	0	0
Prostitution Assisting/Promoting	0	0	0	0
Purchasing Prostitution	0	0	0	0
Weapon Law Violations	1	1	1	0
Total Group A Offenses	6	4	4	0



2013 Crime in Tennessee

Task Forces



1st Judicial Drug Task Force - 2013

2012 Population Estimate	N/A
Offense Overview	
Offense Total	135
Number Cleared	54
Percent Cleared	40.00 %
Group A Crimes per 100,000 population	N/A
Arrest Overview	
Total Arrests	45
Adult Arrests	45
Juvenile Arrests	0
Unknown Age	0
Arrests per 100,000 population	N/A
Average number offenses/incident	1.08

Domestic Violence Victims		
Offense	Reported	Cleared
Murder	0	0
Aggravated Assault	0	0
Simple Assault	0	0
Intimidation	0	0
Stalking	0	0
Forcible Rape	0	0
Forcible Sodomy	0	0
Sexual Assault W/Object	0	0
Forcible Fondling	0	0
Incest	0	0
Statutory Rape	0	0
Kidnapping/Abduction	0	0
Total	0	0

TIBRS Group B Arrests		
Offense	Adult	Juvenile
Bad Checks	0	0
Curfew/Vagrancy	0	0
Disorderly Conduct	0	0
DUI	0	0
Drunkenness	0	0
Family-Non Violent	0	0
Liquor Law Violations	0	0
Peeping Tom	0	0
Trespass	0	0
All Other Offenses	0	0
Total Group B	0	0

TIBRS Group A Offenses	Offenses		Arrests	
	Reported	Cleared	Adult	Juvenile
Crimes Against Persons				
Murder	0	0	0	0
Negligent Manslaughter	0	0	0	0
Kidnapping/Abduction	0	0	0	0
Forcible Rape	0	0	0	0
Forcible Sodomy	0	0	0	0
Sexual Assault W/Object	0	0	0	0
Forcible Fondling	0	0	0	0
Incest	0	0	0	0
Statutory Rape	0	0	0	0
Aggravated Assault	0	0	0	0
Simple Assault	0	0	0	0
Intimidation	0	0	0	0
Stalking	0	0	0	0
Commercial Sex Acts	0	0	0	0
Involuntary Servitude	0	0	0	0
Crimes Against Property				
Arson	0	0	0	0
Bribery	0	0	0	0
Burglary	0	0	0	0
Counterfeiting/Forgery	0	0	0	0
Destruction/Damage/Vandalism	0	0	0	0
Embezzlement	0	0	0	0
Extortion/Blackmail	0	0	0	0
Fraud - False Pretenses	0	0	0	0
Fraud - Credit Card/ATM	0	0	0	0
Fraud - Impersonation	0	0	0	0
Fraud - Welfare	0	0	0	0
Fraud - Wire	0	0	0	0
Motor Vehicle Theft	0	0	0	0
Robbery	0	0	0	0
Stolen Property Offenses	0	0	0	0
Theft - Pocket-picking	0	0	0	0
Theft - Purse Snatching	0	0	0	0
Theft - Shoplifting	0	0	0	0
Theft From Building	0	0	0	0
Theft From Coin Machine	0	0	0	0
Theft From Motor Vehicle	0	0	0	0
Theft of Motor Vehicle Parts	0	0	0	0
Theft - All Other Larceny	0	0	0	0
Crimes Against Society				
Drug/Narcotic Violations	121	45	43	0
Drug/Narcotic Equipment Violations	14	9	2	0
Gambling - Betting/Wagering	0	0	0	0
Gambling - Operating/Promoting	0	0	0	0
Gambling - Equipment Violations	0	0	0	0
Gambling - Sports Tampering	0	0	0	0
Pornography/Obscene Material	0	0	0	0
Prostitution	0	0	0	0
Prostitution Assisting/Promoting	0	0	0	0
Purchasing Prostitution	0	0	0	0
Weapon Law Violations	0	0	0	0
Total Group A Offenses	135	54	45	0



2nd Judicial Drug Task Force - 2013

2012 Population Estimate	N/A
Offense Overview	
Offense Total	56
Number Cleared	25
Percent Cleared	44.64 %
Group A Crimes per 100,000 population	N/A
Arrest Overview	
Total Arrests	9
Adult Arrests	9
Juvenile Arrests	0
Unknown Age	0
Arrests per 100,000 population	N/A
Average number offenses/incident	1.14

Domestic Violence Victims		
Offense	Reported	Cleared
Murder	0	0
Aggravated Assault	0	0
Simple Assault	0	0
Intimidation	0	0
Stalking	0	0
Forcible Rape	0	0
Forcible Sodomy	0	0
Sexual Assault W/Object	0	0
Forcible Fondling	0	0
Incest	0	0
Statutory Rape	0	0
Kidnapping/Abduction	0	0
Total	0	0

TIBRS Group B Arrests		
Offense	Adult	Juvenile
Bad Checks	0	0
Curfew/Vagrancy	0	0
Disorderly Conduct	0	0
DUI	0	0
Drunkenness	0	0
Family-Non Violent	0	0
Liquor Law Violations	0	0
Peeping Tom	0	0
Trespass	0	0
All Other Offenses	0	0
Total Group B	0	0

TIBRS Group A Offenses	Offenses		Arrests	
	Reported	Cleared	Adult	Juvenile
Crimes Against Persons				
Murder	0	0	0	0
Negligent Manslaughter	0	0	0	0
Kidnapping/Abduction	0	0	0	0
Forcible Rape	0	0	0	0
Forcible Sodomy	0	0	0	0
Sexual Assault W/Object	0	0	0	0
Forcible Fondling	0	0	0	0
Incest	0	0	0	0
Statutory Rape	0	0	0	0
Aggravated Assault	0	0	0	0
Simple Assault	0	0	0	0
Intimidation	0	0	0	0
Stalking	0	0	0	0
Commercial Sex Acts	0	0	0	0
Involuntary Servitude	0	0	0	0
Crimes Against Property				
Arson	0	0	0	0
Bribery	0	0	0	0
Burglary	0	0	0	0
Counterfeiting/Forgery	0	0	0	0
Destruction/Damage/Vandalism	0	0	0	0
Embezzlement	0	0	0	0
Extortion/Blackmail	0	0	0	0
Fraud - False Pretenses	0	0	0	0
Fraud - Credit Card/ATM	0	0	0	0
Fraud - Impersonation	0	0	0	0
Fraud - Welfare	0	0	0	0
Fraud - Wire	0	0	0	0
Motor Vehicle Theft	0	0	0	0
Robbery	0	0	0	0
Stolen Property Offenses	0	0	0	0
Theft - Pocket-picking	0	0	0	0
Theft - Purse Snatching	0	0	0	0
Theft - Shoplifting	0	0	0	0
Theft From Building	0	0	0	0
Theft From Coin Machine	0	0	0	0
Theft From Motor Vehicle	0	0	0	0
Theft of Motor Vehicle Parts	0	0	0	0
Theft - All Other Larceny	0	0	0	0
Crimes Against Society				
Drug/Narcotic Violations	38	17	8	0
Drug/Narcotic Equipment Violations	6	5	0	0
Gambling - Betting/Wagering	0	0	0	0
Gambling - Operating/Promoting	0	0	0	0
Gambling - Equipment Violations	0	0	0	0
Gambling - Sports Tampering	0	0	0	0
Pornography/Obscene Material	0	0	0	0
Prostitution	0	0	0	0
Prostitution Assisting/Promoting	0	0	0	0
Purchasing Prostitution	0	0	0	0
Weapon Law Violations	12	3	1	0
Total Group A Offenses	56	25	9	0



3rd Judicial Drug Task Force - 2013

2012 Population Estimate	N/A
Offense Overview	
Offense Total	89
Number Cleared	35
Percent Cleared	39.33 %
Group A Crimes per 100,000 population	N/A
Arrest Overview	
Total Arrests	39
Adult Arrests	39
Juvenile Arrests	0
Unknown Age	0
Arrests per 100,000 population	N/A
Average number offenses/incident	1.03

Domestic Violence Victims		
Offense	Reported	Cleared
Murder	0	0
Aggravated Assault	0	0
Simple Assault	0	0
Intimidation	0	0
Stalking	0	0
Forcible Rape	0	0
Forcible Sodomy	0	0
Sexual Assault W/Object	0	0
Forcible Fondling	0	0
Incest	0	0
Statutory Rape	0	0
Kidnapping/Abduction	0	0
Total	0	0

TIBRS Group B Arrests		
Offense	Adult	Juvenile
Bad Checks	0	0
Curfew/Vagrancy	0	0
Disorderly Conduct	0	0
DUI	0	0
Drunkenness	0	0
Family-Non Violent	0	0
Liquor Law Violations	0	0
Peeping Tom	0	0
Trespass	0	0
All Other Offenses	0	0
Total Group B	0	0

TIBRS Group A Offenses	Offenses		Arrests	
	Reported	Cleared	Adult	Juvenile
Crimes Against Persons				
Murder	0	0	0	0
Negligent Manslaughter	0	0	0	0
Kidnapping/Abduction	0	0	0	0
Forcible Rape	0	0	0	0
Forcible Sodomy	0	0	0	0
Sexual Assault W/Object	0	0	0	0
Forcible Fondling	0	0	0	0
Incest	0	0	0	0
Statutory Rape	0	0	0	0
Aggravated Assault	0	0	0	0
Simple Assault	0	0	0	0
Intimidation	0	0	0	0
Stalking	0	0	0	0
Commercial Sex Acts	0	0	0	0
Involuntary Servitude	0	0	0	0
Crimes Against Property				
Arson	0	0	0	0
Bribery	0	0	0	0
Burglary	0	0	0	0
Counterfeiting/Forgery	0	0	0	0
Destruction/Damage/Vandalism	0	0	0	0
Embezzlement	0	0	0	0
Extortion/Blackmail	0	0	0	0
Fraud - False Pretenses	0	0	0	0
Fraud - Credit Card/ATM	0	0	0	0
Fraud - Impersonation	0	0	0	0
Fraud - Welfare	0	0	0	0
Fraud - Wire	0	0	0	0
Motor Vehicle Theft	0	0	0	0
Robbery	0	0	0	0
Stolen Property Offenses	0	0	0	0
Theft - Pocket-picking	0	0	0	0
Theft - Purse Snatching	0	0	0	0
Theft - Shoplifting	0	0	0	0
Theft From Building	0	0	0	0
Theft From Coin Machine	0	0	0	0
Theft From Motor Vehicle	0	0	0	0
Theft of Motor Vehicle Parts	0	0	0	0
Theft - All Other Larceny	0	0	0	0
Crimes Against Society				
Drug/Narcotic Violations	86	34	39	0
Drug/Narcotic Equipment Violations	3	1	0	0
Gambling - Betting/Wagering	0	0	0	0
Gambling - Operating/Promoting	0	0	0	0
Gambling - Equipment Violations	0	0	0	0
Gambling - Sports Tampering	0	0	0	0
Pornography/Obscene Material	0	0	0	0
Prostitution	0	0	0	0
Prostitution Assisting/Promoting	0	0	0	0
Purchasing Prostitution	0	0	0	0
Weapon Law Violations	0	0	0	0
Total Group A Offenses	89	35	39	0



4th Judicial Drug Task Force - 2013

2012 Population Estimate	N/A
Offense Overview	
Offense Total	179
Number Cleared	34
Percent Cleared	18.99 %
Group A Crimes per 100,000 population	N/A
Arrest Overview	
Total Arrests	32
Adult Arrests	32
Juvenile Arrests	0
Unknown Age	0
Arrests per 100,000 population	N/A
Average number offenses/incident	1.01

Domestic Violence Victims		
Offense	Reported	Cleared
Murder	0	0
Aggravated Assault	0	0
Simple Assault	0	0
Intimidation	0	0
Stalking	0	0
Forcible Rape	0	0
Forcible Sodomy	0	0
Sexual Assault W/Object	0	0
Forcible Fondling	0	0
Incest	0	0
Statutory Rape	0	0
Kidnapping/Abduction	0	0
Total	0	0

TIBRS Group B Arrests		
Offense	Adult	Juvenile
Bad Checks	0	0
Curfew/Vagrancy	0	0
Disorderly Conduct	0	0
DUI	0	0
Drunkenness	0	0
Family-Non Violent	0	0
Liquor Law Violations	0	0
Peeping Tom	0	0
Trespass	0	0
All Other Offenses	0	0
Total Group B	0	0

TIBRS Group A Offenses	Offenses		Arrests	
	Reported	Cleared	Adult	Juvenile
Crimes Against Persons				
Murder	0	0	0	0
Negligent Manslaughter	0	0	0	0
Kidnapping/Abduction	0	0	0	0
Forcible Rape	0	0	0	0
Forcible Sodomy	0	0	0	0
Sexual Assault W/Object	0	0	0	0
Forcible Fondling	0	0	0	0
Incest	0	0	0	0
Statutory Rape	0	0	0	0
Aggravated Assault	0	0	0	0
Simple Assault	0	0	0	0
Intimidation	0	0	0	0
Stalking	0	0	0	0
Commercial Sex Acts	0	0	0	0
Involuntary Servitude	0	0	0	0
Crimes Against Property				
Arson	0	0	0	0
Bribery	0	0	0	0
Burglary	0	0	0	0
Counterfeiting/Forgery	0	0	0	0
Destruction/Damage/Vandalism	0	0	0	0
Embezzlement	0	0	0	0
Extortion/Blackmail	0	0	0	0
Fraud - False Pretenses	0	0	0	0
Fraud - Credit Card/ATM	0	0	0	0
Fraud - Impersonation	0	0	0	0
Fraud - Welfare	0	0	0	0
Fraud - Wire	0	0	0	0
Motor Vehicle Theft	0	0	0	0
Robbery	0	0	0	0
Stolen Property Offenses	0	0	0	0
Theft - Pocket-picking	0	0	0	0
Theft - Purse Snatching	0	0	0	0
Theft - Shoplifting	0	0	0	0
Theft From Building	0	0	0	0
Theft From Coin Machine	0	0	0	0
Theft From Motor Vehicle	0	0	0	0
Theft of Motor Vehicle Parts	0	0	0	0
Theft - All Other Larceny	0	0	0	0
Crimes Against Society				
Drug/Narcotic Violations	173	33	30	0
Drug/Narcotic Equipment Violations	1	1	2	0
Gambling - Betting/Wagering	0	0	0	0
Gambling - Operating/Promoting	0	0	0	0
Gambling - Equipment Violations	0	0	0	0
Gambling - Sports Tampering	0	0	0	0
Pornography/Obscene Material	0	0	0	0
Prostitution	0	0	0	0
Prostitution Assisting/Promoting	0	0	0	0
Purchasing Prostitution	0	0	0	0
Weapon Law Violations	5	0	0	0
Total Group A Offenses	179	34	32	0



5th Judicial Drug Task Force - 2013

2012 Population Estimate	N/A
Offense Overview	
Offense Total	384
Number Cleared	206
Percent Cleared	53.65 %
Group A Crimes per 100,000 population	N/A
Arrest Overview	
Total Arrests	194
Adult Arrests	193
Juvenile Arrests	1
Unknown Age	0
Arrests per 100,000 population	N/A
Average number offenses/incident	1.29

Domestic Violence Victims		
Offense	Reported	Cleared
Murder	0	0
Aggravated Assault	0	0
Simple Assault	0	0
Intimidation	0	0
Stalking	0	0
Forcible Rape	0	0
Forcible Sodomy	0	0
Sexual Assault W/Object	0	0
Forcible Fondling	0	0
Incest	0	0
Statutory Rape	0	0
Kidnapping/Abduction	0	0
Total	0	0

TIBRS Group B Arrests		
Offense	Adult	Juvenile
Bad Checks	0	0
Curfew/Vagrancy	0	0
Disorderly Conduct	0	0
DUI	0	0
Drunkenness	0	0
Family-Non Violent	0	0
Liquor Law Violations	11	0
Peeping Tom	0	0
Trespass	0	0
All Other Offenses	0	0
Total Group B	11	0

TIBRS Group A Offenses	Offenses		Arrests	
	Reported	Cleared	Adult	Juvenile
Crimes Against Persons				
Murder	0	0	0	0
Negligent Manslaughter	0	0	0	0
Kidnapping/Abduction	0	0	0	0
Forcible Rape	0	0	0	0
Forcible Sodomy	0	0	0	0
Sexual Assault W/Object	0	0	0	0
Forcible Fondling	0	0	0	0
Incest	0	0	0	0
Statutory Rape	0	0	0	0
Aggravated Assault	0	0	0	0
Simple Assault	0	0	0	0
Intimidation	0	0	0	0
Stalking	0	0	0	0
Commercial Sex Acts	0	0	0	0
Involuntary Servitude	0	0	0	0
Crimes Against Property				
Arson	0	0	0	0
Bribery	0	0	0	0
Burglary	0	0	0	0
Counterfeiting/Forgery	6	5	0	0
Destruction/Damage/Vandalism	0	0	0	0
Embezzlement	0	0	0	0
Extortion/Blackmail	0	0	0	0
Fraud - False Pretenses	63	23	14	0
Fraud - Credit Card/ATM	0	0	0	0
Fraud - Impersonation	6	2	0	0
Fraud - Welfare	2	2	0	0
Fraud - Wire	0	0	0	0
Motor Vehicle Theft	0	0	0	0
Robbery	0	0	0	0
Stolen Property Offenses	0	0	0	0
Theft - Pocket-picking	0	0	0	0
Theft - Purse Snatching	0	0	0	0
Theft - Shoplifting	0	0	0	0
Theft From Building	0	0	0	0
Theft From Coin Machine	0	0	0	0
Theft From Motor Vehicle	0	0	0	0
Theft of Motor Vehicle Parts	0	0	0	0
Theft - All Other Larceny	0	0	0	0
Crimes Against Society				
Drug/Narcotic Violations	200	109	145	1
Drug/Narcotic Equipment Violations	97	57	23	0
Gambling - Betting/Wagering	0	0	0	0
Gambling - Operating/Promoting	0	0	0	0
Gambling - Equipment Violations	0	0	0	0
Gambling - Sports Tampering	0	0	0	0
Pornography/Obscene Material	0	0	0	0
Prostitution	0	0	0	0
Prostitution Assisting/Promoting	0	0	0	0
Purchasing Prostitution	0	0	0	0
Weapon Law Violations	10	8	0	0
Total Group A Offenses	384	206	182	1



7th Judicial District Crime Task Force - 2013

2012 Population Estimate	N/A
Offense Overview	
Offense Total	120
Number Cleared	44
Percent Cleared	36.67 %
Group A Crimes per 100,000 population	N/A
Arrest Overview	
Total Arrests	31
Adult Arrests	30
Juvenile Arrests	1
Unknown Age	0
Arrests per 100,000 population	N/A
Average number offenses/incident	1.35

Domestic Violence Victims		
Offense	Reported	Cleared
Murder	0	0
Aggravated Assault	0	0
Simple Assault	0	0
Intimidation	0	0
Stalking	0	0
Forcible Rape	0	0
Forcible Sodomy	0	0
Sexual Assault W/Object	0	0
Forcible Fondling	0	0
Incest	0	0
Statutory Rape	0	0
Kidnapping/Abduction	0	0
Total	0	0

TIBRS Group B Arrests		
Offense	Adult	Juvenile
Bad Checks	0	0
Curfew/Vagrancy	0	0
Disorderly Conduct	0	0
DUI	0	0
Drunkenness	0	0
Family-Non Violent	0	0
Liquor Law Violations	0	0
Peeping Tom	0	0
Trespass	0	0
All Other Offenses	1	0
Total Group B	1	0

TIBRS Group A Offenses	Offenses		Arrests	
	Reported	Cleared	Adult	Juvenile
Crimes Against Persons				
Murder	0	0	0	0
Negligent Manslaughter	0	0	0	0
Kidnapping/Abduction	0	0	0	0
Forcible Rape	0	0	0	0
Forcible Sodomy	0	0	0	0
Sexual Assault W/Object	0	0	0	0
Forcible Fondling	0	0	0	0
Incest	0	0	0	0
Statutory Rape	0	0	0	0
Aggravated Assault	0	0	0	0
Simple Assault	0	0	0	0
Intimidation	0	0	0	0
Stalking	0	0	0	0
Commercial Sex Acts	0	0	0	0
Involuntary Servitude	0	0	0	0
Crimes Against Property				
Arson	0	0	0	0
Bribery	0	0	0	0
Burglary	0	0	0	0
Counterfeiting/Forgery	0	0	0	0
Destruction/Damage/Vandalism	0	0	0	0
Embezzlement	0	0	0	0
Extortion/Blackmail	0	0	0	0
Fraud - False Pretenses	0	0	0	0
Fraud - Credit Card/ATM	0	0	0	0
Fraud - Impersonation	0	0	0	0
Fraud - Welfare	0	0	0	0
Fraud - Wire	0	0	0	0
Motor Vehicle Theft	0	0	0	0
Robbery	0	0	0	0
Stolen Property Offenses	0	0	0	0
Theft - Pocket-picking	0	0	0	0
Theft - Purse Snatching	0	0	0	0
Theft - Shoplifting	0	0	0	0
Theft From Building	0	0	0	0
Theft From Coin Machine	0	0	0	0
Theft From Motor Vehicle	0	0	0	0
Theft of Motor Vehicle Parts	0	0	0	0
Theft - All Other Larceny	0	0	0	0
Crimes Against Society				
Drug/Narcotic Violations	84	24	29	1
Drug/Narcotic Equipment Violations	28	15	0	0
Gambling - Betting/Wagering	0	0	0	0
Gambling - Operating/Promoting	0	0	0	0
Gambling - Equipment Violations	0	0	0	0
Gambling - Sports Tampering	0	0	0	0
Pornography/Obscene Material	0	0	0	0
Prostitution	0	0	0	0
Prostitution Assisting/Promoting	0	0	0	0
Purchasing Prostitution	0	0	0	0
Weapon Law Violations	8	5	0	0
Total Group A Offenses	120	44	29	1



8th Judicial Drug Task Force - 2013

2012 Population Estimate	N/A
Offense Overview	
Offense Total	58
Number Cleared	4
Percent Cleared	6.90 %
Group A Crimes per 100,000 population	N/A
Arrest Overview	
Total Arrests	1
Adult Arrests	1
Juvenile Arrests	0
Unknown Age	0
Arrests per 100,000 population	N/A
Average number offenses/incident	1.18

Domestic Violence Victims		
Offense	Reported	Cleared
Murder	0	0
Aggravated Assault	0	0
Simple Assault	0	0
Intimidation	0	0
Stalking	0	0
Forcible Rape	0	0
Forcible Sodomy	0	0
Sexual Assault W/Object	0	0
Forcible Fondling	0	0
Incest	0	0
Statutory Rape	0	0
Kidnapping/Abduction	0	0
Total	0	0

TIBRS Group B Arrests		
Offense	Adult	Juvenile
Bad Checks	0	0
Curfew/Vagrancy	0	0
Disorderly Conduct	0	0
DUI	0	0
Drunkenness	0	0
Family-Non Violent	0	0
Liquor Law Violations	0	0
Peeping Tom	0	0
Trespass	0	0
All Other Offenses	0	0
Total Group B	0	0

TIBRS Group A Offenses	Offenses		Arrests	
	Reported	Cleared	Adult	Juvenile
Crimes Against Persons				
Murder	0	0	0	0
Negligent Manslaughter	0	0	0	0
Kidnapping/Abduction	0	0	0	0
Forcible Rape	0	0	0	0
Forcible Sodomy	0	0	0	0
Sexual Assault W/Object	0	0	0	0
Forcible Fondling	0	0	0	0
Incest	0	0	0	0
Statutory Rape	0	0	0	0
Aggravated Assault	0	0	0	0
Simple Assault	0	0	0	0
Intimidation	0	0	0	0
Stalking	0	0	0	0
Commercial Sex Acts	0	0	0	0
Involuntary Servitude	0	0	0	0
Crimes Against Property				
Arson	0	0	0	0
Bribery	0	0	0	0
Burglary	0	0	0	0
Counterfeiting/Forgery	0	0	0	0
Destruction/Damage/Vandalism	0	0	0	0
Embezzlement	0	0	0	0
Extortion/Blackmail	0	0	0	0
Fraud - False Pretenses	0	0	0	0
Fraud - Credit Card/ATM	0	0	0	0
Fraud - Impersonation	0	0	0	0
Fraud - Welfare	0	0	0	0
Fraud - Wire	0	0	0	0
Motor Vehicle Theft	0	0	0	0
Robbery	0	0	0	0
Stolen Property Offenses	0	0	0	0
Theft - Pocket-picking	0	0	0	0
Theft - Purse Snatching	0	0	0	0
Theft - Shoplifting	0	0	0	0
Theft From Building	0	0	0	0
Theft From Coin Machine	0	0	0	0
Theft From Motor Vehicle	0	0	0	0
Theft of Motor Vehicle Parts	0	0	0	0
Theft - All Other Larceny	0	0	0	0
Crimes Against Society				
Drug/Narcotic Violations	49	2	1	0
Drug/Narcotic Equipment Violations	5	1	0	0
Gambling - Betting/Wagering	0	0	0	0
Gambling - Operating/Promoting	0	0	0	0
Gambling - Equipment Violations	0	0	0	0
Gambling - Sports Tampering	0	0	0	0
Pornography/Obscene Material	0	0	0	0
Prostitution	0	0	0	0
Prostitution Assisting/Promoting	0	0	0	0
Purchasing Prostitution	0	0	0	0
Weapon Law Violations	4	1	0	0
Total Group A Offenses	58	4	1	0



2012 Population Estimate	N/A
Offense Overview	
Offense Total	28
Number Cleared	26
Percent Cleared	92.86 %
Group A Crimes per 100,000 population	N/A
Arrest Overview	
Total Arrests	25
Adult Arrests	25
Juvenile Arrests	0
Unknown Age	0
Arrests per 100,000 population	N/A
Average number offenses/incident	1.00

Domestic Violence Victims		
Offense	Reported	Cleared
Murder	0	0
Aggravated Assault	0	0
Simple Assault	0	0
Intimidation	0	0
Stalking	0	0
Forcible Rape	0	0
Forcible Sodomy	0	0
Sexual Assault W/Object	0	0
Forcible Fondling	0	0
Incest	0	0
Statutory Rape	0	0
Kidnapping/Abduction	0	0
Total	0	0

TIBRS Group B Arrests		
Offense	Adult	Juvenile
Bad Checks	0	0
Curfew/Vagrancy	0	0
Disorderly Conduct	0	0
DUI	0	0
Drunkenness	0	0
Family-Non Violent	0	0
Liquor Law Violations	0	0
Peeping Tom	0	0
Trespass	0	0
All Other Offenses	0	0
Total Group B	0	0

TIBRS Group A Offenses	Offenses		Arrests	
	Reported	Cleared	Adult	Juvenile
Crimes Against Persons				
Murder	0	0	0	0
Negligent Manslaughter	0	0	0	0
Kidnapping/Abduction	0	0	0	0
Forcible Rape	0	0	0	0
Forcible Sodomy	0	0	0	0
Sexual Assault W/Object	0	0	0	0
Forcible Fondling	0	0	0	0
Incest	0	0	0	0
Statutory Rape	0	0	0	0
Aggravated Assault	0	0	0	0
Simple Assault	0	0	0	0
Intimidation	0	0	0	0
Stalking	0	0	0	0
Commercial Sex Acts	0	0	0	0
Involuntary Servitude	0	0	0	0
Crimes Against Property				
Arson	0	0	0	0
Bribery	0	0	0	0
Burglary	0	0	0	0
Counterfeiting/Forgery	0	0	0	0
Destruction/Damage/Vandalism	0	0	0	0
Embezzlement	0	0	0	0
Extortion/Blackmail	0	0	0	0
Fraud - False Pretenses	0	0	0	0
Fraud - Credit Card/ATM	0	0	0	0
Fraud - Impersonation	1	1	1	0
Fraud - Welfare	0	0	0	0
Fraud - Wire	0	0	0	0
Motor Vehicle Theft	0	0	0	0
Robbery	0	0	0	0
Stolen Property Offenses	0	0	0	0
Theft - Pocket-picking	0	0	0	0
Theft - Purse Snatching	0	0	0	0
Theft - Shoplifting	0	0	0	0
Theft From Building	0	0	0	0
Theft From Coin Machine	0	0	0	0
Theft From Motor Vehicle	0	0	0	0
Theft of Motor Vehicle Parts	0	0	0	0
Theft - All Other Larceny	0	0	0	0
Crimes Against Society				
Drug/Narcotic Violations	25	24	23	0
Drug/Narcotic Equipment Violations	2	1	1	0
Gambling - Betting/Wagering	0	0	0	0
Gambling - Operating/Promoting	0	0	0	0
Gambling - Equipment Violations	0	0	0	0
Gambling - Sports Tampering	0	0	0	0
Pornography/Obscene Material	0	0	0	0
Prostitution	0	0	0	0
Prostitution Assisting/Promoting	0	0	0	0
Purchasing Prostitution	0	0	0	0
Weapon Law Violations	0	0	0	0
Total Group A Offenses	28	26	25	0



10th Judicial Drug Task Force - 2013

2012 Population Estimate	N/A
Offense Overview	
Offense Total	235
Number Cleared	98
Percent Cleared	41.70 %
Group A Crimes per 100,000 population	N/A
Arrest Overview	
Total Arrests	102
Adult Arrests	102
Juvenile Arrests	0
Unknown Age	0
Arrests per 100,000 population	N/A
Average number offenses/incident	1.18

Domestic Violence Victims		
Offense	Reported	Cleared
Murder	0	0
Aggravated Assault	0	0
Simple Assault	0	0
Intimidation	0	0
Stalking	0	0
Forcible Rape	0	0
Forcible Sodomy	0	0
Sexual Assault W/Object	0	0
Forcible Fondling	0	0
Incest	0	0
Statutory Rape	0	0
Kidnapping/Abduction	0	0
Total	0	0

TIBRS Group B Arrests		
Offense	Adult	Juvenile
Bad Checks	0	0
Curfew/Vagrancy	0	0
Disorderly Conduct	0	0
DUI	0	0
Drunkenness	0	0
Family-Non Violent	0	0
Liquor Law Violations	0	0
Peeping Tom	0	0
Trespass	0	0
All Other Offenses	4	0
Total Group B	4	0

TIBRS Group A Offenses	Offenses		Arrests	
	Reported	Cleared	Adult	Juvenile
Crimes Against Persons				
Murder	0	0	0	0
Negligent Manslaughter	0	0	0	0
Kidnapping/Abduction	0	0	0	0
Forcible Rape	0	0	0	0
Forcible Sodomy	0	0	0	0
Sexual Assault W/Object	0	0	0	0
Forcible Fondling	0	0	0	0
Incest	0	0	0	0
Statutory Rape	0	0	0	0
Aggravated Assault	0	0	0	0
Simple Assault	0	0	0	0
Intimidation	0	0	0	0
Stalking	0	0	0	0
Commercial Sex Acts	0	0	0	0
Involuntary Servitude	0	0	0	0
Crimes Against Property				
Arson	0	0	0	0
Bribery	0	0	0	0
Burglary	0	0	0	0
Counterfeiting/Forgery	4	2	2	0
Destruction/Damage/Vandalism	0	0	0	0
Embezzlement	0	0	0	0
Extortion/Blackmail	0	0	0	0
Fraud - False Pretenses	2	0	0	0
Fraud - Credit Card/ATM	1	0	0	0
Fraud - Impersonation	0	0	0	0
Fraud - Welfare	0	0	0	0
Fraud - Wire	0	0	0	0
Motor Vehicle Theft	0	0	0	0
Robbery	0	0	0	0
Stolen Property Offenses	0	0	0	0
Theft - Pocket-picking	0	0	0	0
Theft - Purse Snatching	0	0	0	0
Theft - Shoplifting	0	0	0	0
Theft From Building	0	0	0	0
Theft From Coin Machine	0	0	0	0
Theft From Motor Vehicle	0	0	0	0
Theft of Motor Vehicle Parts	0	0	0	0
Theft - All Other Larceny	1	1	1	0
Crimes Against Society				
Drug/Narcotic Violations	185	73	86	0
Drug/Narcotic Equipment Violations	36	16	4	0
Gambling - Betting/Wagering	0	0	0	0
Gambling - Operating/Promoting	0	0	0	0
Gambling - Equipment Violations	0	0	0	0
Gambling - Sports Tampering	0	0	0	0
Pornography/Obscene Material	0	0	0	0
Prostitution	0	0	0	0
Prostitution Assisting/Promoting	0	0	0	0
Purchasing Prostitution	0	0	0	0
Weapon Law Violations	6	6	5	0
Total Group A Offenses	235	98	98	0



12th Judicial Drug Task Force - 2013

2012 Population Estimate	N/A
Offense Overview	
Offense Total	6
Number Cleared	2
Percent Cleared	33.33 %
Group A Crimes per 100,000 population	N/A
Arrest Overview	
Total Arrests	1
Adult Arrests	1
Juvenile Arrests	0
Unknown Age	0
Arrests per 100,000 population	N/A
Average number offenses/incident	1.50

Domestic Violence Victims		
Offense	Reported	Cleared
Murder	0	0
Aggravated Assault	0	0
Simple Assault	0	0
Intimidation	0	0
Stalking	0	0
Forcible Rape	0	0
Forcible Sodomy	0	0
Sexual Assault W/Object	0	0
Forcible Fondling	0	0
Incest	0	0
Statutory Rape	0	0
Kidnapping/Abduction	0	0
Total	0	0

TIBRS Group B Arrests		
Offense	Adult	Juvenile
Bad Checks	0	0
Curfew/Vagrancy	0	0
Disorderly Conduct	0	0
DUI	0	0
Drunkenness	0	0
Family-Non Violent	0	0
Liquor Law Violations	0	0
Peeping Tom	0	0
Trespass	0	0
All Other Offenses	0	0
Total Group B	0	0

TIBRS Group A Offenses	Offenses		Arrests	
	Reported	Cleared	Adult	Juvenile
Crimes Against Persons				
Murder	0	0	0	0
Negligent Manslaughter	0	0	0	0
Kidnapping/Abduction	0	0	0	0
Forcible Rape	0	0	0	0
Forcible Sodomy	0	0	0	0
Sexual Assault W/Object	0	0	0	0
Forcible Fondling	0	0	0	0
Incest	0	0	0	0
Statutory Rape	0	0	0	0
Aggravated Assault	0	0	0	0
Simple Assault	0	0	0	0
Intimidation	0	0	0	0
Stalking	0	0	0	0
Commercial Sex Acts	0	0	0	0
Involuntary Servitude	0	0	0	0
Crimes Against Property				
Arson	0	0	0	0
Bribery	0	0	0	0
Burglary	0	0	0	0
Counterfeiting/Forgery	1	1	1	0
Destruction/Damage/Vandalism	0	0	0	0
Embezzlement	0	0	0	0
Extortion/Blackmail	0	0	0	0
Fraud - False Pretenses	1	1	0	0
Fraud - Credit Card/ATM	0	0	0	0
Fraud - Impersonation	0	0	0	0
Fraud - Welfare	0	0	0	0
Fraud - Wire	0	0	0	0
Motor Vehicle Theft	0	0	0	0
Robbery	0	0	0	0
Stolen Property Offenses	0	0	0	0
Theft - Pocket-picking	0	0	0	0
Theft - Purse Snatching	0	0	0	0
Theft - Shoplifting	0	0	0	0
Theft From Building	0	0	0	0
Theft From Coin Machine	0	0	0	0
Theft From Motor Vehicle	0	0	0	0
Theft of Motor Vehicle Parts	0	0	0	0
Theft - All Other Larceny	0	0	0	0
Crimes Against Society				
Drug/Narcotic Violations	3	0	0	0
Drug/Narcotic Equipment Violations	1	0	0	0
Gambling - Betting/Wagering	0	0	0	0
Gambling - Operating/Promoting	0	0	0	0
Gambling - Equipment Violations	0	0	0	0
Gambling - Sports Tampering	0	0	0	0
Pornography/Obscene Material	0	0	0	0
Prostitution	0	0	0	0
Prostitution Assisting/Promoting	0	0	0	0
Purchasing Prostitution	0	0	0	0
Weapon Law Violations	0	0	0	0
Total Group A Offenses	6	2	1	0



14th Judicial Drug Task Force - 2013

2012 Population Estimate	N/A
Offense Overview	
Offense Total	0
Number Cleared	0
Percent Cleared	0.00 %
Group A Crimes per 100,000 population	N/A
Arrest Overview	
Total Arrests	0
Adult Arrests	0
Juvenile Arrests	0
Unknown Age	0
Arrests per 100,000 population	N/A
Average number offenses/incident	0.00

Domestic Violence Victims		
Offense	Reported	Cleared
Murder	0	0
Aggravated Assault	0	0
Simple Assault	0	0
Intimidation	0	0
Stalking	0	0
Forcible Rape	0	0
Forcible Sodomy	0	0
Sexual Assault W/Object	0	0
Forcible Fondling	0	0
Incest	0	0
Statutory Rape	0	0
Kidnapping/Abduction	0	0
Total	0	0

TIBRS Group B Arrests		
Offense	Adult	Juvenile
Bad Checks	0	0
Curfew/Vagrancy	0	0
Disorderly Conduct	0	0
DUI	0	0
Drunkenness	0	0
Family-Non Violent	0	0
Liquor Law Violations	0	0
Peeping Tom	0	0
Trespass	0	0
All Other Offenses	0	0
Total Group B	0	0

TIBRS Group A Offenses	Offenses		Arrests	
	Reported	Cleared	Adult	Juvenile
Crimes Against Persons				
Murder	0	0	0	0
Negligent Manslaughter	0	0	0	0
Kidnapping/Abduction	0	0	0	0
Forcible Rape	0	0	0	0
Forcible Sodomy	0	0	0	0
Sexual Assault W/Object	0	0	0	0
Forcible Fondling	0	0	0	0
Incest	0	0	0	0
Statutory Rape	0	0	0	0
Aggravated Assault	0	0	0	0
Simple Assault	0	0	0	0
Intimidation	0	0	0	0
Stalking	0	0	0	0
Commercial Sex Acts	0	0	0	0
Involuntary Servitude	0	0	0	0
Crimes Against Property				
Arson	0	0	0	0
Bribery	0	0	0	0
Burglary	0	0	0	0
Counterfeiting/Forgery	0	0	0	0
Destruction/Damage/Vandalism	0	0	0	0
Embezzlement	0	0	0	0
Extortion/Blackmail	0	0	0	0
Fraud - False Pretenses	0	0	0	0
Fraud - Credit Card/ATM	0	0	0	0
Fraud - Impersonation	0	0	0	0
Fraud - Welfare	0	0	0	0
Fraud - Wire	0	0	0	0
Motor Vehicle Theft	0	0	0	0
Robbery	0	0	0	0
Stolen Property Offenses	0	0	0	0
Theft - Pocket-picking	0	0	0	0
Theft - Purse Snatching	0	0	0	0
Theft - Shoplifting	0	0	0	0
Theft From Building	0	0	0	0
Theft From Coin Machine	0	0	0	0
Theft From Motor Vehicle	0	0	0	0
Theft of Motor Vehicle Parts	0	0	0	0
Theft - All Other Larceny	0	0	0	0
Crimes Against Society				
Drug/Narcotic Violations	0	0	0	0
Drug/Narcotic Equipment Violations	0	0	0	0
Gambling - Betting/Wagering	0	0	0	0
Gambling - Operating/Promoting	0	0	0	0
Gambling - Equipment Violations	0	0	0	0
Gambling - Sports Tampering	0	0	0	0
Pornography/Obscene Material	0	0	0	0
Prostitution	0	0	0	0
Prostitution Assisting/Promoting	0	0	0	0
Purchasing Prostitution	0	0	0	0
Weapon Law Violations	0	0	0	0
Total Group A Offenses	0	0	0	0



15th Judicial Drug Task Force - 2013

2012 Population Estimate	N/A
Offense Overview	
Offense Total	193
Number Cleared	43
Percent Cleared	22.28 %
Group A Crimes per 100,000 population	N/A
Arrest Overview	
Total Arrests	34
Adult Arrests	34
Juvenile Arrests	0
Unknown Age	0
Arrests per 100,000 population	N/A
Average number offenses/incident	1.28

Domestic Violence Victims		
Offense	Reported	Cleared
Murder	0	0
Aggravated Assault	0	0
Simple Assault	0	0
Intimidation	0	0
Stalking	0	0
Forcible Rape	0	0
Forcible Sodomy	0	0
Sexual Assault W/Object	0	0
Forcible Fondling	0	0
Incest	0	0
Statutory Rape	0	0
Kidnapping/Abduction	0	0
Total	0	0

TIBRS Group B Arrests		
Offense	Adult	Juvenile
Bad Checks	0	0
Curfew/Vagrancy	0	0
Disorderly Conduct	0	0
DUI	0	0
Drunkenness	0	0
Family-Non Violent	0	0
Liquor Law Violations	0	0
Peeping Tom	0	0
Trespass	0	0
All Other Offenses	2	0
Total Group B	2	0

TIBRS Group A Offenses	Offenses		Arrests	
	Reported	Cleared	Adult	Juvenile
Crimes Against Persons				
Murder	0	0	0	0
Negligent Manslaughter	0	0	0	0
Kidnapping/Abduction	0	0	0	0
Forcible Rape	0	0	0	0
Forcible Sodomy	0	0	0	0
Sexual Assault W/Object	0	0	0	0
Forcible Fondling	0	0	0	0
Incest	0	0	0	0
Statutory Rape	0	0	0	0
Aggravated Assault	0	0	0	0
Simple Assault	0	0	0	0
Intimidation	0	0	0	0
Stalking	0	0	0	0
Commercial Sex Acts	0	0	0	0
Involuntary Servitude	0	0	0	0
Crimes Against Property				
Arson	0	0	0	0
Bribery	0	0	0	0
Burglary	0	0	0	0
Counterfeiting/Forgery	0	0	0	0
Destruction/Damage/Vandalism	0	0	0	0
Embezzlement	0	0	0	0
Extortion/Blackmail	0	0	0	0
Fraud - False Pretenses	3	0	0	0
Fraud - Credit Card/ATM	0	0	0	0
Fraud - Impersonation	0	0	0	0
Fraud - Welfare	0	0	0	0
Fraud - Wire	0	0	0	0
Motor Vehicle Theft	0	0	0	0
Robbery	0	0	0	0
Stolen Property Offenses	0	0	0	0
Theft - Pocket-picking	0	0	0	0
Theft - Purse Snatching	0	0	0	0
Theft - Shoplifting	0	0	0	0
Theft From Building	0	0	0	0
Theft From Coin Machine	0	0	0	0
Theft From Motor Vehicle	0	0	0	0
Theft of Motor Vehicle Parts	0	0	0	0
Theft - All Other Larceny	0	0	0	0
Crimes Against Society				
Drug/Narcotic Violations	135	28	27	0
Drug/Narcotic Equipment Violations	47	13	5	0
Gambling - Betting/Wagering	0	0	0	0
Gambling - Operating/Promoting	0	0	0	0
Gambling - Equipment Violations	0	0	0	0
Gambling - Sports Tampering	0	0	0	0
Pornography/Obscene Material	0	0	0	0
Prostitution	0	0	0	0
Prostitution Assisting/Promoting	0	0	0	0
Purchasing Prostitution	0	0	0	0
Weapon Law Violations	8	2	0	0
Total Group A Offenses	193	43	32	0



17th Judicial Drug Task Force - 2013

2012 Population Estimate	N/A
Offense Overview	
Offense Total	378
Number Cleared	176
Percent Cleared	46.56 %
Group A Crimes per 100,000 population	N/A
Arrest Overview	
Total Arrests	177
Adult Arrests	176
Juvenile Arrests	1
Unknown Age	0
Arrests per 100,000 population	N/A
Average number offenses/incident	1.29

Domestic Violence Victims		
Offense	Reported	Cleared
Murder	0	0
Aggravated Assault	0	0
Simple Assault	0	0
Intimidation	0	0
Stalking	0	0
Forcible Rape	0	0
Forcible Sodomy	0	0
Sexual Assault W/Object	0	0
Forcible Fondling	0	0
Incest	0	0
Statutory Rape	0	0
Kidnapping/Abduction	0	0
Total	0	0

TIBRS Group B Arrests		
Offense	Adult	Juvenile
Bad Checks	0	0
Curfew/Vagrancy	0	0
Disorderly Conduct	0	0
DUI	0	0
Drunkenness	0	0
Family-Non Violent	0	0
Liquor Law Violations	0	0
Peeping Tom	0	0
Trespass	0	0
All Other Offenses	0	0
Total Group B	0	0

TIBRS Group A Offenses	Offenses		Arrests	
	Reported	Cleared	Adult	Juvenile
Crimes Against Persons				
Murder	0	0	0	0
Negligent Manslaughter	0	0	0	0
Kidnapping/Abduction	0	0	0	0
Forcible Rape	0	0	0	0
Forcible Sodomy	0	0	0	0
Sexual Assault W/Object	0	0	0	0
Forcible Fondling	0	0	0	0
Incest	0	0	0	0
Statutory Rape	0	0	0	0
Aggravated Assault	0	0	0	0
Simple Assault	0	0	0	0
Intimidation	0	0	0	0
Stalking	0	0	0	0
Commercial Sex Acts	0	0	0	0
Involuntary Servitude	0	0	0	0
Crimes Against Property				
Arson	0	0	0	0
Bribery	0	0	0	0
Burglary	1	1	3	0
Counterfeiting/Forgery	0	0	0	0
Destruction/Damage/Vandalism	0	0	0	0
Embezzlement	0	0	0	0
Extortion/Blackmail	0	0	0	0
Fraud - False Pretenses	0	0	0	0
Fraud - Credit Card/ATM	0	0	0	0
Fraud - Impersonation	1	0	0	0
Fraud - Welfare	0	0	0	0
Fraud - Wire	0	0	0	0
Motor Vehicle Theft	0	0	0	0
Robbery	0	0	0	0
Stolen Property Offenses	0	0	0	0
Theft - Pocket-picking	0	0	0	0
Theft - Purse Snatching	0	0	0	0
Theft - Shoplifting	0	0	0	0
Theft From Building	0	0	0	0
Theft From Coin Machine	0	0	0	0
Theft From Motor Vehicle	0	0	0	0
Theft of Motor Vehicle Parts	0	0	0	0
Theft - All Other Larceny	0	0	0	0
Crimes Against Society				
Drug/Narcotic Violations	279	121	164	1
Drug/Narcotic Equipment Violations	89	50	9	0
Gambling - Betting/Wagering	0	0	0	0
Gambling - Operating/Promoting	0	0	0	0
Gambling - Equipment Violations	0	0	0	0
Gambling - Sports Tampering	0	0	0	0
Pornography/Obscene Material	0	0	0	0
Prostitution	1	0	0	0
Prostitution Assisting/Promoting	1	0	0	0
Purchasing Prostitution	0	0	0	0
Weapon Law Violations	6	4	0	0
Total Group A Offenses	378	176	176	1



18th Judicial Drug Task Force - 2013

2012 Population Estimate	N/A
Offense Overview	
Offense Total	161
Number Cleared	161
Percent Cleared	100.00 %
Group A Crimes per 100,000 population	N/A
Arrest Overview	
Total Arrests	129
Adult Arrests	128
Juvenile Arrests	1
Unknown Age	0
Arrests per 100,000 population	N/A
Average number offenses/incident	1.63

Domestic Violence Victims		
Offense	Reported	Cleared
Murder	0	0
Aggravated Assault	0	0
Simple Assault	0	0
Intimidation	0	0
Stalking	0	0
Forcible Rape	0	0
Forcible Sodomy	0	0
Sexual Assault W/Object	0	0
Forcible Fondling	0	0
Incest	0	0
Statutory Rape	0	0
Kidnapping/Abduction	0	0
Total	0	0

TIBRS Group B Arrests		
Offense	Adult	Juvenile
Bad Checks	0	0
Curfew/Vagrancy	0	0
Disorderly Conduct	0	0
DUI	2	0
Drunkenness	0	0
Family-Non Violent	0	0
Liquor Law Violations	0	0
Peeping Tom	0	0
Trespass	0	0
All Other Offenses	3	0
Total Group B	5	0

TIBRS Group A Offenses	Offenses		Arrests	
	Reported	Cleared	Adult	Juvenile
Crimes Against Persons				
Murder	0	0	0	0
Negligent Manslaughter	0	0	0	0
Kidnapping/Abduction	0	0	0	0
Forcible Rape	0	0	0	0
Forcible Sodomy	0	0	0	0
Sexual Assault W/Object	0	0	0	0
Forcible Fondling	0	0	0	0
Incest	0	0	0	0
Statutory Rape	0	0	0	0
Aggravated Assault	0	0	0	0
Simple Assault	0	0	0	0
Intimidation	0	0	0	0
Stalking	0	0	0	0
Commercial Sex Acts	0	0	0	0
Involuntary Servitude	0	0	0	0
Crimes Against Property				
Arson	0	0	0	0
Bribery	0	0	0	0
Burglary	0	0	0	0
Counterfeiting/Forgery	0	0	0	0
Destruction/Damage/Vandalism	0	0	0	0
Embezzlement	0	0	0	0
Extortion/Blackmail	0	0	0	0
Fraud - False Pretenses	1	1	1	0
Fraud - Credit Card/ATM	1	1	2	0
Fraud - Impersonation	1	1	1	0
Fraud - Welfare	0	0	0	0
Fraud - Wire	0	0	0	0
Motor Vehicle Theft	0	0	0	0
Robbery	0	0	0	0
Stolen Property Offenses	0	0	0	0
Theft - Pocket-picking	0	0	0	0
Theft - Purse Snatching	0	0	0	0
Theft - Shoplifting	0	0	0	0
Theft From Building	0	0	0	0
Theft From Coin Machine	0	0	0	0
Theft From Motor Vehicle	0	0	0	0
Theft of Motor Vehicle Parts	0	0	0	0
Theft - All Other Larceny	0	0	0	0
Crimes Against Society				
Drug/Narcotic Violations	92	92	108	1
Drug/Narcotic Equipment Violations	54	54	8	0
Gambling - Betting/Wagering	0	0	0	0
Gambling - Operating/Promoting	0	0	0	0
Gambling - Equipment Violations	0	0	0	0
Gambling - Sports Tampering	0	0	0	0
Pornography/Obscene Material	0	0	0	0
Prostitution	0	0	0	0
Prostitution Assisting/Promoting	0	0	0	0
Purchasing Prostitution	0	0	0	0
Weapon Law Violations	12	12	3	0
Total Group A Offenses	161	161	123	1



19th Judicial Drug Task Force - 2013

2012 Population Estimate	N/A
Offense Overview	
Offense Total	329
Number Cleared	253
Percent Cleared	76.90 %
Group A Crimes per 100,000 population	N/A
Arrest Overview	
Total Arrests	135
Adult Arrests	131
Juvenile Arrests	4
Unknown Age	0
Arrests per 100,000 population	N/A
Average number offenses/incident	1.46

Domestic Violence Victims		
Offense	Reported	Cleared
Murder	0	0
Aggravated Assault	0	0
Simple Assault	0	0
Intimidation	0	0
Stalking	0	0
Forcible Rape	0	0
Forcible Sodomy	0	0
Sexual Assault W/Object	0	0
Forcible Fondling	0	0
Incest	0	0
Statutory Rape	0	0
Kidnapping/Abduction	0	0
Total	0	0

TIBRS Group B Arrests		
Offense	Adult	Juvenile
Bad Checks	0	0
Curfew/Vagrancy	0	0
Disorderly Conduct	0	0
DUI	0	0
Drunkenness	0	0
Family-Non Violent	0	0
Liquor Law Violations	0	0
Peeping Tom	0	0
Trespass	0	0
All Other Offenses	0	0
Total Group B	0	0

TIBRS Group A Offenses	Offenses		Arrests	
	Reported	Cleared	Adult	Juvenile
Crimes Against Persons				
Murder	0	0	0	0
Negligent Manslaughter	0	0	0	0
Kidnapping/Abduction	0	0	0	0
Forcible Rape	0	0	0	0
Forcible Sodomy	0	0	0	0
Sexual Assault W/Object	0	0	0	0
Forcible Fondling	0	0	0	0
Incest	0	0	0	0
Statutory Rape	0	0	0	0
Aggravated Assault	1	1	1	0
Simple Assault	0	0	0	0
Intimidation	0	0	0	0
Stalking	0	0	0	0
Commercial Sex Acts	0	0	0	0
Involuntary Servitude	0	0	0	0
Crimes Against Property				
Arson	0	0	0	0
Bribery	0	0	0	0
Burglary	0	0	0	0
Counterfeiting/Forgery	23	22	3	0
Destruction/Damage/Vandalism	0	0	0	0
Embezzlement	0	0	0	0
Extortion/Blackmail	0	0	0	0
Fraud - False Pretenses	47	47	22	0
Fraud - Credit Card/ATM	0	0	0	0
Fraud - Impersonation	0	0	0	0
Fraud - Welfare	0	0	0	0
Fraud - Wire	0	0	0	0
Motor Vehicle Theft	0	0	0	0
Robbery	0	0	0	0
Stolen Property Offenses	0	0	0	0
Theft - Pocket-picking	0	0	0	0
Theft - Purse Snatching	0	0	0	0
Theft - Shoplifting	2	2	0	0
Theft From Building	0	0	0	0
Theft From Coin Machine	0	0	0	0
Theft From Motor Vehicle	0	0	0	0
Theft of Motor Vehicle Parts	0	0	0	0
Theft - All Other Larceny	0	0	0	0
Crimes Against Society				
Drug/Narcotic Violations	190	131	94	3
Drug/Narcotic Equipment Violations	63	48	11	1
Gambling - Betting/Wagering	0	0	0	0
Gambling - Operating/Promoting	0	0	0	0
Gambling - Equipment Violations	0	0	0	0
Gambling - Sports Tampering	0	0	0	0
Pornography/Obscene Material	0	0	0	0
Prostitution	0	0	0	0
Prostitution Assisting/Promoting	0	0	0	0
Purchasing Prostitution	0	0	0	0
Weapon Law Violations	3	2	0	0
Total Group A Offenses	329	253	131	4



21st Judicial Drug Task Force - 2013

2012 Population Estimate	N/A
Offense Overview	
Offense Total	137
Number Cleared	83
Percent Cleared	60.58 %
Group A Crimes per 100,000 population	N/A
Arrest Overview	
Total Arrests	50
Adult Arrests	50
Juvenile Arrests	0
Unknown Age	0
Arrests per 100,000 population	N/A
Average number offenses/incident	1.56

Domestic Violence Victims		
Offense	Reported	Cleared
Murder	0	0
Aggravated Assault	0	0
Simple Assault	0	0
Intimidation	0	0
Stalking	0	0
Forcible Rape	0	0
Forcible Sodomy	0	0
Sexual Assault W/Object	0	0
Forcible Fondling	0	0
Incest	0	0
Statutory Rape	0	0
Kidnapping/Abduction	0	0
Total	0	0

TIBRS Group B Arrests		
Offense	Adult	Juvenile
Bad Checks	0	0
Curfew/Vagrancy	0	0
Disorderly Conduct	0	0
DUI	0	0
Drunkenness	0	0
Family-Non Violent	0	0
Liquor Law Violations	0	0
Peeping Tom	0	0
Trespass	0	0
All Other Offenses	0	0
Total Group B	0	0

TIBRS Group A Offenses	Offenses		Arrests	
	Reported	Cleared	Adult	Juvenile
Crimes Against Persons				
Murder	0	0	0	0
Negligent Manslaughter	0	0	0	0
Kidnapping/Abduction	0	0	0	0
Forcible Rape	0	0	0	0
Forcible Sodomy	0	0	0	0
Sexual Assault W/Object	0	0	0	0
Forcible Fondling	0	0	0	0
Incest	0	0	0	0
Statutory Rape	0	0	0	0
Aggravated Assault	0	0	0	0
Simple Assault	0	0	0	0
Intimidation	0	0	0	0
Stalking	0	0	0	0
Commercial Sex Acts	0	0	0	0
Involuntary Servitude	0	0	0	0
Crimes Against Property				
Arson	0	0	0	0
Bribery	0	0	0	0
Burglary	0	0	0	0
Counterfeiting/Forgery	17	15	0	0
Destruction/Damage/Vandalism	0	0	0	0
Embezzlement	0	0	0	0
Extortion/Blackmail	0	0	0	0
Fraud - False Pretenses	17	15	16	0
Fraud - Credit Card/ATM	0	0	0	0
Fraud - Impersonation	11	10	1	0
Fraud - Welfare	0	0	0	0
Fraud - Wire	0	0	0	0
Motor Vehicle Theft	0	0	0	0
Robbery	0	0	0	0
Stolen Property Offenses	0	0	0	0
Theft - Pocket-picking	0	0	0	0
Theft - Purse Snatching	0	0	0	0
Theft - Shoplifting	0	0	0	0
Theft From Building	1	1	1	0
Theft From Coin Machine	0	0	0	0
Theft From Motor Vehicle	0	0	0	0
Theft of Motor Vehicle Parts	0	0	0	0
Theft - All Other Larceny	1	0	0	0
Crimes Against Society				
Drug/Narcotic Violations	72	29	31	0
Drug/Narcotic Equipment Violations	17	12	1	0
Gambling - Betting/Wagering	0	0	0	0
Gambling - Operating/Promoting	0	0	0	0
Gambling - Equipment Violations	0	0	0	0
Gambling - Sports Tampering	0	0	0	0
Pornography/Obscene Material	0	0	0	0
Prostitution	0	0	0	0
Prostitution Assisting/Promoting	0	0	0	0
Purchasing Prostitution	0	0	0	0
Weapon Law Violations	1	1	0	0
Total Group A Offenses	137	83	50	0



22nd Judicial Drug Task Force - 2013

2012 Population Estimate	N/A
Offense Overview	
Offense Total	117
Number Cleared	100
Percent Cleared	85.47 %
Group A Crimes per 100,000 population	N/A
Arrest Overview	
Total Arrests	108
Adult Arrests	101
Juvenile Arrests	7
Unknown Age	0
Arrests per 100,000 population	N/A
Average number offenses/incident	1.58

Domestic Violence Victims		
Offense	Reported	Cleared
Murder	0	0
Aggravated Assault	0	0
Simple Assault	0	0
Intimidation	0	0
Stalking	0	0
Forcible Rape	0	0
Forcible Sodomy	0	0
Sexual Assault W/Object	0	0
Forcible Fondling	0	0
Incest	0	0
Statutory Rape	0	0
Kidnapping/Abduction	0	0
Total	0	0

TIBRS Group B Arrests		
Offense	Adult	Juvenile
Bad Checks	0	0
Curfew/Vagrancy	0	0
Disorderly Conduct	0	0
DUI	0	0
Drunkenness	0	0
Family-Non Violent	0	0
Liquor Law Violations	1	2
Peeping Tom	0	0
Trespass	0	0
All Other Offenses	1	0
Total Group B	2	2

TIBRS Group A Offenses	Offenses		Arrests	
	Reported	Cleared	Adult	Juvenile
Crimes Against Persons				
Murder	0	0	0	0
Negligent Manslaughter	0	0	0	0
Kidnapping/Abduction	0	0	0	0
Forcible Rape	0	0	0	0
Forcible Sodomy	0	0	0	0
Sexual Assault W/Object	0	0	0	0
Forcible Fondling	0	0	0	0
Incest	0	0	0	0
Statutory Rape	0	0	0	0
Aggravated Assault	0	0	0	0
Simple Assault	0	0	0	0
Intimidation	0	0	0	0
Stalking	0	0	0	0
Commercial Sex Acts	0	0	0	0
Involuntary Servitude	0	0	0	0
Crimes Against Property				
Arson	0	0	0	0
Bribery	0	0	0	0
Burglary	0	0	0	0
Counterfeiting/Forgery	0	0	0	0
Destruction/Damage/Vandalism	0	0	0	0
Embezzlement	0	0	0	0
Extortion/Blackmail	0	0	0	0
Fraud - False Pretenses	0	0	0	0
Fraud - Credit Card/ATM	0	0	0	0
Fraud - Impersonation	0	0	0	0
Fraud - Welfare	0	0	0	0
Fraud - Wire	0	0	0	0
Motor Vehicle Theft	0	0	0	0
Robbery	0	0	0	0
Stolen Property Offenses	0	0	0	0
Theft - Pocket-picking	0	0	0	0
Theft - Purse Snatching	0	0	0	0
Theft - Shoplifting	0	0	0	0
Theft From Building	0	0	0	0
Theft From Coin Machine	0	0	0	0
Theft From Motor Vehicle	0	0	0	0
Theft of Motor Vehicle Parts	0	0	0	0
Theft - All Other Larceny	0	0	0	0
Crimes Against Society				
Drug/Narcotic Violations	70	58	94	5
Drug/Narcotic Equipment Violations	45	40	2	0
Gambling - Betting/Wagering	0	0	0	0
Gambling - Operating/Promoting	0	0	0	0
Gambling - Equipment Violations	0	0	0	0
Gambling - Sports Tampering	0	0	0	0
Pornography/Obscene Material	0	0	0	0
Prostitution	0	0	0	0
Prostitution Assisting/Promoting	0	0	0	0
Purchasing Prostitution	0	0	0	0
Weapon Law Violations	2	2	3	0
Total Group A Offenses	117	100	99	5



23rd Judicial Drug Task Force - 2013

2012 Population Estimate	N/A
Offense Overview	
Offense Total	272
Number Cleared	73
Percent Cleared	26.84 %
Group A Crimes per 100,000 population	N/A
Arrest Overview	
Total Arrests	78
Adult Arrests	76
Juvenile Arrests	2
Unknown Age	0
Arrests per 100,000 population	N/A
Average number offenses/incident	1.08

Domestic Violence Victims		
Offense	Reported	Cleared
Murder	0	0
Aggravated Assault	0	0
Simple Assault	0	0
Intimidation	0	0
Stalking	0	0
Forcible Rape	0	0
Forcible Sodomy	0	0
Sexual Assault W/Object	0	0
Forcible Fondling	0	0
Incest	0	0
Statutory Rape	0	0
Kidnapping/Abduction	0	0
Total	0	0

TIBRS Group B Arrests		
Offense	Adult	Juvenile
Bad Checks	0	0
Curfew/Vagrancy	0	0
Disorderly Conduct	0	0
DUI	0	0
Drunkenness	0	0
Family-Non Violent	0	0
Liquor Law Violations	0	0
Peeping Tom	0	0
Trespass	0	0
All Other Offenses	0	0
Total Group B	0	0

TIBRS Group A Offenses	Offenses		Arrests	
	Reported	Cleared	Adult	Juvenile
Crimes Against Persons				
Murder	0	0	0	0
Negligent Manslaughter	0	0	0	0
Kidnapping/Abduction	0	0	0	0
Forcible Rape	0	0	0	0
Forcible Sodomy	0	0	0	0
Sexual Assault W/Object	0	0	0	0
Forcible Fondling	0	0	0	0
Incest	0	0	0	0
Statutory Rape	0	0	0	0
Aggravated Assault	0	0	0	0
Simple Assault	0	0	0	0
Intimidation	0	0	0	0
Stalking	1	1	1	0
Commercial Sex Acts	0	0	0	0
Involuntary Servitude	0	0	0	0
Crimes Against Property				
Arson	0	0	0	0
Bribery	0	0	0	0
Burglary	0	0	0	0
Counterfeiting/Forgery	0	0	0	0
Destruction/Damage/Vandalism	0	0	0	0
Embezzlement	0	0	0	0
Extortion/Blackmail	0	0	0	0
Fraud - False Pretenses	0	0	0	0
Fraud - Credit Card/ATM	0	0	0	0
Fraud - Impersonation	0	0	0	0
Fraud - Welfare	0	0	0	0
Fraud - Wire	0	0	0	0
Motor Vehicle Theft	0	0	0	0
Robbery	0	0	0	0
Stolen Property Offenses	0	0	0	0
Theft - Pocket-picking	0	0	0	0
Theft - Purse Snatching	0	0	0	0
Theft - Shoplifting	1	1	0	0
Theft From Building	0	0	0	0
Theft From Coin Machine	0	0	0	0
Theft From Motor Vehicle	0	0	0	0
Theft of Motor Vehicle Parts	0	0	0	0
Theft - All Other Larceny	0	0	0	0
Crimes Against Society				
Drug/Narcotic Violations	242	56	70	2
Drug/Narcotic Equipment Violations	28	15	5	0
Gambling - Betting/Wagering	0	0	0	0
Gambling - Operating/Promoting	0	0	0	0
Gambling - Equipment Violations	0	0	0	0
Gambling - Sports Tampering	0	0	0	0
Pornography/Obscene Material	0	0	0	0
Prostitution	0	0	0	0
Prostitution Assisting/Promoting	0	0	0	0
Purchasing Prostitution	0	0	0	0
Weapon Law Violations	0	0	0	0
Total Group A Offenses	272	73	76	2



24th Judicial Drug Task Force - 2013

2012 Population Estimate	N/A
Offense Overview	
Offense Total	147
Number Cleared	129
Percent Cleared	87.76 %
Group A Crimes per 100,000 population	N/A
Arrest Overview	
Total Arrests	120
Adult Arrests	120
Juvenile Arrests	0
Unknown Age	0
Arrests per 100,000 population	N/A
Average number offenses/incident	1.27

Domestic Violence Victims		
Offense	Reported	Cleared
Murder	0	0
Aggravated Assault	0	0
Simple Assault	0	0
Intimidation	0	0
Stalking	0	0
Forcible Rape	0	0
Forcible Sodomy	0	0
Sexual Assault W/Object	0	0
Forcible Fondling	0	0
Incest	0	0
Statutory Rape	0	0
Kidnapping/Abduction	1	1
Total	1	1

TIBRS Group B Arrests		
Offense	Adult	Juvenile
Bad Checks	0	0
Curfew/Vagrancy	0	0
Disorderly Conduct	0	0
DUI	0	0
Drunkenness	0	0
Family-Non Violent	0	0
Liquor Law Violations	0	0
Peeping Tom	0	0
Trespass	0	0
All Other Offenses	2	0
Total Group B	2	0

TIBRS Group A Offenses	Offenses		Arrests	
	Reported	Cleared	Adult	Juvenile
Crimes Against Persons				
Murder	0	0	0	0
Negligent Manslaughter	0	0	0	0
Kidnapping/Abduction	1	1	1	0
Forcible Rape	0	0	0	0
Forcible Sodomy	0	0	0	0
Sexual Assault W/Object	0	0	0	0
Forcible Fondling	0	0	0	0
Incest	0	0	0	0
Statutory Rape	0	0	0	0
Aggravated Assault	0	0	0	0
Simple Assault	1	1	1	0
Intimidation	0	0	0	0
Stalking	0	0	0	0
Commercial Sex Acts	0	0	0	0
Involuntary Servitude	0	0	0	0
Crimes Against Property				
Arson	0	0	0	0
Bribery	0	0	0	0
Burglary	0	0	0	0
Counterfeiting/Forgery	0	0	0	0
Destruction/Damage/Vandalism	0	0	0	0
Embezzlement	0	0	0	0
Extortion/Blackmail	0	0	0	0
Fraud - False Pretenses	1	1	0	0
Fraud - Credit Card/ATM	0	0	0	0
Fraud - Impersonation	1	1	1	0
Fraud - Welfare	0	0	0	0
Fraud - Wire	0	0	0	0
Motor Vehicle Theft	0	0	0	0
Robbery	0	0	0	0
Stolen Property Offenses	0	0	0	0
Theft - Pocket-picking	0	0	0	0
Theft - Purse Snatching	0	0	0	0
Theft - Shoplifting	0	0	0	0
Theft From Building	0	0	0	0
Theft From Coin Machine	0	0	0	0
Theft From Motor Vehicle	1	1	0	0
Theft of Motor Vehicle Parts	0	0	0	0
Theft - All Other Larceny	0	0	0	0
Crimes Against Society				
Drug/Narcotic Violations	109	91	108	0
Drug/Narcotic Equipment Violations	29	29	6	0
Gambling - Betting/Wagering	0	0	0	0
Gambling - Operating/Promoting	0	0	0	0
Gambling - Equipment Violations	0	0	0	0
Gambling - Sports Tampering	0	0	0	0
Pornography/Obscene Material	0	0	0	0
Prostitution	0	0	0	0
Prostitution Assisting/Promoting	0	0	0	0
Purchasing Prostitution	0	0	0	0
Weapon Law Violations	4	4	1	0
Total Group A Offenses	147	129	118	0



25th Judicial Drug Task Force - 2013

2012 Population Estimate	N/A
Offense Overview	
Offense Total	63
Number Cleared	60
Percent Cleared	95.24 %
Group A Crimes per 100,000 population	N/A
Arrest Overview	
Total Arrests	62
Adult Arrests	62
Juvenile Arrests	0
Unknown Age	0
Arrests per 100,000 population	N/A
Average number offenses/incident	1.02

Domestic Violence Victims		
Offense	Reported	Cleared
Murder	0	0
Aggravated Assault	0	0
Simple Assault	0	0
Intimidation	0	0
Stalking	0	0
Forcible Rape	0	0
Forcible Sodomy	0	0
Sexual Assault W/Object	0	0
Forcible Fondling	0	0
Incest	0	0
Statutory Rape	0	0
Kidnapping/Abduction	0	0
Total	0	0

TIBRS Group B Arrests		
Offense	Adult	Juvenile
Bad Checks	0	0
Curfew/Vagrancy	0	0
Disorderly Conduct	0	0
DUI	0	0
Drunkenness	0	0
Family-Non Violent	0	0
Liquor Law Violations	0	0
Peeping Tom	0	0
Trespass	0	0
All Other Offenses	0	0
Total Group B	0	0

TIBRS Group A Offenses	Offenses		Arrests	
	Reported	Cleared	Adult	Juvenile
Crimes Against Persons				
Murder	0	0	0	0
Negligent Manslaughter	0	0	0	0
Kidnapping/Abduction	0	0	0	0
Forcible Rape	0	0	0	0
Forcible Sodomy	0	0	0	0
Sexual Assault W/Object	0	0	0	0
Forcible Fondling	0	0	0	0
Incest	0	0	0	0
Statutory Rape	0	0	0	0
Aggravated Assault	0	0	0	0
Simple Assault	0	0	0	0
Intimidation	0	0	0	0
Stalking	0	0	0	0
Commercial Sex Acts	0	0	0	0
Involuntary Servitude	0	0	0	0
Crimes Against Property				
Arson	0	0	0	0
Bribery	0	0	0	0
Burglary	0	0	0	0
Counterfeiting/Forgery	0	0	0	0
Destruction/Damage/Vandalism	0	0	0	0
Embezzlement	0	0	0	0
Extortion/Blackmail	0	0	0	0
Fraud - False Pretenses	0	0	0	0
Fraud - Credit Card/ATM	0	0	0	0
Fraud - Impersonation	0	0	0	0
Fraud - Welfare	0	0	0	0
Fraud - Wire	0	0	0	0
Motor Vehicle Theft	0	0	0	0
Robbery	0	0	0	0
Stolen Property Offenses	0	0	0	0
Theft - Pocket-picking	0	0	0	0
Theft - Purse Snatching	0	0	0	0
Theft - Shoplifting	0	0	0	0
Theft From Building	0	0	0	0
Theft From Coin Machine	0	0	0	0
Theft From Motor Vehicle	0	0	0	0
Theft of Motor Vehicle Parts	0	0	0	0
Theft - All Other Larceny	0	0	0	0
Crimes Against Society				
Drug/Narcotic Violations	62	59	61	0
Drug/Narcotic Equipment Violations	1	1	1	0
Gambling - Betting/Wagering	0	0	0	0
Gambling - Operating/Promoting	0	0	0	0
Gambling - Equipment Violations	0	0	0	0
Gambling - Sports Tampering	0	0	0	0
Pornography/Obscene Material	0	0	0	0
Prostitution	0	0	0	0
Prostitution Assisting/Promoting	0	0	0	0
Purchasing Prostitution	0	0	0	0
Weapon Law Violations	0	0	0	0
Total Group A Offenses	63	60	62	0



27th Judicial Drug Task Force - 2013

2012 Population Estimate	N/A
Offense Overview	
Offense Total	143
Number Cleared	105
Percent Cleared	73.43 %
Group A Crimes per 100,000 population	N/A
Arrest Overview	
Total Arrests	85
Adult Arrests	84
Juvenile Arrests	1
Unknown Age	0
Arrests per 100,000 population	N/A
Average number offenses/incident	1.36

Domestic Violence Victims		
Offense	Reported	Cleared
Murder	0	0
Aggravated Assault	3	3
Simple Assault	0	0
Intimidation	0	0
Stalking	0	0
Forcible Rape	0	0
Forcible Sodomy	0	0
Sexual Assault W/Object	0	0
Forcible Fondling	0	0
Incest	0	0
Statutory Rape	0	0
Kidnapping/Abduction	0	0
Total	3	3

TIBRS Group B Arrests		
Offense	Adult	Juvenile
Bad Checks	0	0
Curfew/Vagrancy	0	0
Disorderly Conduct	0	0
DUI	0	0
Drunkenness	1	0
Family-Non Violent	0	0
Liquor Law Violations	0	0
Peeping Tom	0	0
Trespass	0	0
All Other Offenses	1	0
Total Group B	2	0

TIBRS Group A Offenses	Offenses		Arrests	
	Reported	Cleared	Adult	Juvenile
Crimes Against Persons				
Murder	0	0	0	0
Negligent Manslaughter	0	0	0	0
Kidnapping/Abduction	0	0	0	0
Forcible Rape	0	0	0	0
Forcible Sodomy	0	0	0	0
Sexual Assault W/Object	0	0	0	0
Forcible Fondling	0	0	0	0
Incest	0	0	0	0
Statutory Rape	0	0	0	0
Aggravated Assault	4	4	2	0
Simple Assault	0	0	0	0
Intimidation	0	0	0	0
Stalking	0	0	0	0
Commercial Sex Acts	0	0	0	0
Involuntary Servitude	0	0	0	0
Crimes Against Property				
Arson	0	0	0	0
Bribery	0	0	0	0
Burglary	0	0	0	0
Counterfeiting/Forgery	0	0	0	0
Destruction/Damage/Vandalism	0	0	0	0
Embezzlement	0	0	0	0
Extortion/Blackmail	0	0	0	0
Fraud - False Pretenses	0	0	0	0
Fraud - Credit Card/ATM	0	0	0	0
Fraud - Impersonation	0	0	0	0
Fraud - Welfare	0	0	0	0
Fraud - Wire	0	0	0	0
Motor Vehicle Theft	0	0	0	0
Robbery	0	0	0	0
Stolen Property Offenses	0	0	0	0
Theft - Pocket-picking	0	0	0	0
Theft - Purse Snatching	0	0	0	0
Theft - Shoplifting	0	0	0	0
Theft From Building	0	0	0	0
Theft From Coin Machine	0	0	0	0
Theft From Motor Vehicle	0	0	0	0
Theft of Motor Vehicle Parts	0	0	0	0
Theft - All Other Larceny	0	0	0	0
Crimes Against Society				
Drug/Narcotic Violations	99	62	74	0
Drug/Narcotic Equipment Violations	34	33	3	1
Gambling - Betting/Wagering	0	0	0	0
Gambling - Operating/Promoting	0	0	0	0
Gambling - Equipment Violations	0	0	0	0
Gambling - Sports Tampering	0	0	0	0
Pornography/Obscene Material	0	0	0	0
Prostitution	0	0	0	0
Prostitution Assisting/Promoting	0	0	0	0
Purchasing Prostitution	0	0	0	0
Weapon Law Violations	6	6	3	0
Total Group A Offenses	143	105	82	1



31st Judicial Drug Task Force - 2013

2012 Population Estimate	N/A
Offense Overview	
Offense Total	0
Number Cleared	0
Percent Cleared	0.00 %
Group A Crimes per 100,000 population	N/A
Arrest Overview	
Total Arrests	0
Adult Arrests	0
Juvenile Arrests	0
Unknown Age	0
Arrests per 100,000 population	N/A
Average number offenses/incident	0.00

Domestic Violence Victims		
Offense	Reported	Cleared
Murder	0	0
Aggravated Assault	0	0
Simple Assault	0	0
Intimidation	0	0
Stalking	0	0
Forcible Rape	0	0
Forcible Sodomy	0	0
Sexual Assault W/Object	0	0
Forcible Fondling	0	0
Incest	0	0
Statutory Rape	0	0
Kidnapping/Abduction	0	0
Total	0	0

TIBRS Group B Arrests		
Offense	Adult	Juvenile
Bad Checks	0	0
Curfew/Vagrancy	0	0
Disorderly Conduct	0	0
DUI	0	0
Drunkenness	0	0
Family-Non Violent	0	0
Liquor Law Violations	0	0
Peeping Tom	0	0
Trespass	0	0
All Other Offenses	0	0
Total Group B	0	0

TIBRS Group A Offenses	Offenses		Arrests	
	Reported	Cleared	Adult	Juvenile
Crimes Against Persons				
Murder	0	0	0	0
Negligent Manslaughter	0	0	0	0
Kidnapping/Abduction	0	0	0	0
Forcible Rape	0	0	0	0
Forcible Sodomy	0	0	0	0
Sexual Assault W/Object	0	0	0	0
Forcible Fondling	0	0	0	0
Incest	0	0	0	0
Statutory Rape	0	0	0	0
Aggravated Assault	0	0	0	0
Simple Assault	0	0	0	0
Intimidation	0	0	0	0
Stalking	0	0	0	0
Commercial Sex Acts	0	0	0	0
Involuntary Servitude	0	0	0	0
Crimes Against Property				
Arson	0	0	0	0
Bribery	0	0	0	0
Burglary	0	0	0	0
Counterfeiting/Forgery	0	0	0	0
Destruction/Damage/Vandalism	0	0	0	0
Embezzlement	0	0	0	0
Extortion/Blackmail	0	0	0	0
Fraud - False Pretenses	0	0	0	0
Fraud - Credit Card/ATM	0	0	0	0
Fraud - Impersonation	0	0	0	0
Fraud - Welfare	0	0	0	0
Fraud - Wire	0	0	0	0
Motor Vehicle Theft	0	0	0	0
Robbery	0	0	0	0
Stolen Property Offenses	0	0	0	0
Theft - Pocket-picking	0	0	0	0
Theft - Purse Snatching	0	0	0	0
Theft - Shoplifting	0	0	0	0
Theft From Building	0	0	0	0
Theft From Coin Machine	0	0	0	0
Theft From Motor Vehicle	0	0	0	0
Theft of Motor Vehicle Parts	0	0	0	0
Theft - All Other Larceny	0	0	0	0
Crimes Against Society				
Drug/Narcotic Violations	0	0	0	0
Drug/Narcotic Equipment Violations	0	0	0	0
Gambling - Betting/Wagering	0	0	0	0
Gambling - Operating/Promoting	0	0	0	0
Gambling - Equipment Violations	0	0	0	0
Gambling - Sports Tampering	0	0	0	0
Pornography/Obscene Material	0	0	0	0
Prostitution	0	0	0	0
Prostitution Assisting/Promoting	0	0	0	0
Purchasing Prostitution	0	0	0	0
Weapon Law Violations	0	0	0	0
Total Group A Offenses	0	0	0	0



West Tennessee Violent Crimes Task Force - 2013

2012 Population Estimate	N/A
Offense Overview	
Offense Total	183
Number Cleared	183
Percent Cleared	100.00 %
Group A Crimes per 100,000 population	N/A
Arrest Overview	
Total Arrests	190
Adult Arrests	187
Juvenile Arrests	3
Unknown Age	0
Arrests per 100,000 population	N/A
Average number offenses/incident	1.50

Domestic Violence Victims		
Offense	Reported	Cleared
Murder	1	1
Aggravated Assault	0	0
Simple Assault	0	0
Intimidation	0	0
Stalking	0	0
Forcible Rape	0	0
Forcible Sodomy	0	0
Sexual Assault W/Object	0	0
Forcible Fondling	0	0
Incest	0	0
Statutory Rape	0	0
Kidnapping/Abduction	0	0
Total	1	1

TIBRS Group B Arrests		
Offense	Adult	Juvenile
Bad Checks	0	0
Curfew/Vagrancy	0	0
Disorderly Conduct	0	0
DUI	0	0
Drunkenness	0	0
Family-Non Violent	0	0
Liquor Law Violations	1	0
Peeping Tom	0	0
Trespass	0	0
All Other Offenses	7	0
Total Group B	8	0

	Offenses		Arrests	
	Reported	Cleared	Adult	Juvenile
TIBRS Group A Offenses				
Crimes Against Persons				
Murder	1	1	1	0
Negligent Manslaughter	0	0	0	0
Kidnapping/Abduction	0	0	0	0
Forcible Rape	0	0	0	0
Forcible Sodomy	0	0	0	0
Sexual Assault W/Object	0	0	0	0
Forcible Fondling	0	0	0	0
Incest	0	0	0	0
Statutory Rape	0	0	0	0
Aggravated Assault	2	2	0	0
Simple Assault	0	0	0	0
Intimidation	0	0	0	0
Stalking	0	0	0	0
Commercial Sex Acts	0	0	0	0
Involuntary Servitude	0	0	0	0
Crimes Against Property				
Arson	0	0	0	0
Bribery	1	1	1	0
Burglary	0	0	0	0
Counterfeiting/Forgery	1	1	3	0
Destruction/Damage/Vandalism	0	0	0	0
Embezzlement	0	0	0	0
Extortion/Blackmail	0	0	0	0
Fraud - False Pretenses	0	0	0	0
Fraud - Credit Card/ATM	0	0	0	0
Fraud - Impersonation	0	0	0	0
Fraud - Welfare	0	0	0	0
Fraud - Wire	0	0	0	0
Motor Vehicle Theft	0	0	0	0
Robbery	0	0	0	0
Stolen Property Offenses	0	0	0	0
Theft - Pocket-picking	0	0	0	0
Theft - Purse Snatching	0	0	0	0
Theft - Shoplifting	0	0	0	0
Theft From Building	0	0	0	0
Theft From Coin Machine	0	0	0	0
Theft From Motor Vehicle	0	0	0	0
Theft of Motor Vehicle Parts	0	0	0	0
Theft - All Other Larceny	0	0	0	0
Crimes Against Society				
Drug/Narcotic Violations	100	100	144	3
Drug/Narcotic Equipment Violations	63	63	25	0
Gambling - Betting/Wagering	0	0	0	0
Gambling - Operating/Promoting	0	0	0	0
Gambling - Equipment Violations	1	1	0	0
Gambling - Sports Tampering	0	0	0	0
Pornography/Obscene Material	0	0	0	0
Prostitution	0	0	0	0
Prostitution Assisting/Promoting	1	1	1	0
Purchasing Prostitution	0	0	0	0
Weapon Law Violations	13	13	4	0
Total Group A Offenses	183	183	179	3



2013 Crime in Tennessee State Agencies

NOTE: The great majority of state-level law enforcement agencies are not first responders to crime incidents, but provide investigative, technical, or forensic support to other agencies including sheriff's departments, municipal police departments, and drug task forces.

The agencies that utilize the investigative, technical, or forensic support provided by these state-level law enforcement agencies most often are first responders, and therefore, it is their responsibility to submit crime statistics to the TIBRS program and the numbers will be included in their data. Reports are not submitted by state-level agencies in these cases in order to avoid duplicate reporting and the resulting inflated statistics and inaccurate data.



2012 Population Estimate	N/A
Offense Overview	
Offense Total	38
Number Cleared	37
Percent Cleared	97.37 %
Group A Crimes per 100,000 population	N/A
Arrest Overview	
Total Arrests	174
Adult Arrests	174
Juvenile Arrests	0
Unknown Age	0
Arrests per 100,000 population	N/A
Average number offenses/incident	1.03

Domestic Violence Victims		
Offense	Reported	Cleared
Murder	0	0
Aggravated Assault	0	0
Simple Assault	0	0
Intimidation	0	0
Stalking	0	0
Forcible Rape	0	0
Forcible Sodomy	0	0
Sexual Assault W/Object	0	0
Forcible Fondling	0	0
Incest	0	0
Statutory Rape	0	0
Kidnapping/Abduction	0	0
Total	0	0

TIBRS Group B Arrests		
Offense	Adult	Juvenile
Bad Checks	0	0
Curfew/Vagrancy	0	0
Disorderly Conduct	0	0
DUI	0	0
Drunkenness	0	0
Family-Non Violent	1	0
Liquor Law Violations	131	0
Peeping Tom	0	0
Trespass	0	0
All Other Offenses	2	0
Total Group B	134	0

TIBRS Group A Offenses	Offenses		Arrests	
	Reported	Cleared	Adult	Juvenile
Crimes Against Persons				
Murder	0	0	0	0
Negligent Manslaughter	0	0	0	0
Kidnapping/Abduction	0	0	0	0
Forcible Rape	0	0	0	0
Forcible Sodomy	0	0	0	0
Sexual Assault W/Object	0	0	0	0
Forcible Fondling	0	0	0	0
Incest	0	0	0	0
Statutory Rape	0	0	0	0
Aggravated Assault	0	0	0	0
Simple Assault	0	0	0	0
Intimidation	0	0	0	0
Stalking	0	0	0	0
Commercial Sex Acts	0	0	0	0
Involuntary Servitude	0	0	0	0
Crimes Against Property				
Arson	0	0	0	0
Bribery	0	0	0	0
Burglary	0	0	0	0
Counterfeiting/Forgery	7	6	6	0
Destruction/Damage/Vandalism	0	0	0	0
Embezzlement	0	0	0	0
Extortion/Blackmail	0	0	0	0
Fraud - False Pretenses	1	1	1	0
Fraud - Credit Card/ATM	0	0	0	0
Fraud - Impersonation	0	0	0	0
Fraud - Welfare	0	0	0	0
Fraud - Wire	0	0	0	0
Motor Vehicle Theft	0	0	0	0
Robbery	0	0	0	0
Stolen Property Offenses	0	0	0	0
Theft - Pocket-picking	0	0	0	0
Theft - Purse Snatching	0	0	0	0
Theft - Shoplifting	0	0	0	0
Theft From Building	0	0	0	0
Theft From Coin Machine	0	0	0	0
Theft From Motor Vehicle	0	0	0	0
Theft of Motor Vehicle Parts	0	0	0	0
Theft - All Other Larceny	0	0	0	0
Crimes Against Society				
Drug/Narcotic Violations	28	28	32	0
Drug/Narcotic Equipment Violations	1	1	0	0
Gambling - Betting/Wagering	0	0	0	0
Gambling - Operating/Promoting	0	0	0	0
Gambling - Equipment Violations	1	1	1	0
Gambling - Sports Tampering	0	0	0	0
Pornography/Obscene Material	0	0	0	0
Prostitution	0	0	0	0
Prostitution Assisting/Promoting	0	0	0	0
Purchasing Prostitution	0	0	0	0
Weapon Law Violations	0	0	0	0
Total Group A Offenses	38	37	40	0



2012 Population Estimate	N/A
Offense Overview	
Offense Total	231
Number Cleared	48
Percent Cleared	20.78 %
Group A Crimes per 100,000 population	N/A
Arrest Overview	
Total Arrests	52
Adult Arrests	52
Juvenile Arrests	0
Unknown Age	0
Arrests per 100,000 population	N/A
Average number offenses/incident	1.01

Domestic Violence Victims		
Offense	Reported	Cleared
Murder	0	0
Aggravated Assault	0	0
Simple Assault	0	0
Intimidation	0	0
Stalking	0	0
Forcible Rape	0	0
Forcible Sodomy	0	0
Sexual Assault W/Object	0	0
Forcible Fondling	0	0
Incest	0	0
Statutory Rape	1	0
Kidnapping/Abduction	0	0
Total	1	0

TIBRS Group B Arrests		
Offense	Adult	Juvenile
Bad Checks	0	0
Curfew/Vagrancy	0	0
Disorderly Conduct	0	0
DUI	0	0
Drunkenness	0	0
Family-Non Violent	0	0
Liquor Law Violations	3	0
Peeping Tom	0	0
Trespass	0	0
All Other Offenses	7	0
Total Group B	10	0

TIBRS Group A Offenses	Offenses		Arrests	
	Reported	Cleared	Adult	Juvenile
Crimes Against Persons				
Murder	0	0	0	0
Negligent Manslaughter	0	0	0	0
Kidnapping/Abduction	0	0	0	0
Forcible Rape	0	0	0	0
Forcible Sodomy	0	0	0	0
Sexual Assault W/Object	0	0	0	0
Forcible Fondling	1	1	0	0
Incest	0	0	0	0
Statutory Rape	1	0	0	0
Aggravated Assault	3	1	0	0
Simple Assault	1	0	0	0
Intimidation	2	1	2	0
Stalking	0	0	0	0
Commercial Sex Acts	0	0	0	0
Involuntary Servitude	0	0	0	0
Crimes Against Property				
Arson	0	0	0	0
Bribery	1	0	0	0
Burglary	0	0	0	0
Counterfeiting/Forgery	4	0	0	0
Destruction/Damage/Vandalism	0	0	0	0
Embezzlement	3	0	0	0
Extortion/Blackmail	1	1	1	0
Fraud - False Pretenses	8	0	0	0
Fraud - Credit Card/ATM	0	0	0	0
Fraud - Impersonation	0	0	0	0
Fraud - Welfare	5	0	0	0
Fraud - Wire	0	0	0	0
Motor Vehicle Theft	1	0	0	0
Robbery	0	0	0	0
Stolen Property Offenses	3	2	2	0
Theft - Pocket-picking	0	0	0	0
Theft - Purse Snatching	0	0	0	0
Theft - Shoplifting	0	0	0	0
Theft From Building	1	1	1	0
Theft From Coin Machine	0	0	0	0
Theft From Motor Vehicle	0	0	0	0
Theft of Motor Vehicle Parts	0	0	0	0
Theft - All Other Larceny	3	1	1	0
Crimes Against Society				
Drug/Narcotic Violations	173	34	30	0
Drug/Narcotic Equipment Violations	0	0	0	0
Gambling - Betting/Wagering	0	0	0	0
Gambling - Operating/Promoting	0	0	0	0
Gambling - Equipment Violations	1	1	1	0
Gambling - Sports Tampering	0	0	0	0
Pornography/Obscene Material	12	2	2	0
Prostitution	1	1	1	0
Prostitution Assisting/Promoting	0	0	0	0
Purchasing Prostitution	0	0	0	0
Weapon Law Violations	6	2	1	0
Total Group A Offenses	231	48	42	0



2012 Population Estimate	N/A
Offense Overview	
Offense Total	39
Number Cleared	25
Percent Cleared	64.10 %
Group A Crimes per 100,000 population	N/A
Arrest Overview	
Total Arrests	49
Adult Arrests	49
Juvenile Arrests	0
Unknown Age	0
Arrests per 100,000 population	N/A
Average number offenses/incident	1.03

Domestic Violence Victims		
Offense	Reported	Cleared
Murder	0	0
Aggravated Assault	0	0
Simple Assault	0	0
Intimidation	0	0
Stalking	0	0
Forcible Rape	0	0
Forcible Sodomy	0	0
Sexual Assault W/Object	0	0
Forcible Fondling	0	0
Incest	0	0
Statutory Rape	0	0
Kidnapping/Abduction	0	0
Total	0	0

TIBRS Group B Arrests		
Offense	Adult	Juvenile
Bad Checks	0	0
Curfew/Vagrancy	0	0
Disorderly Conduct	0	0
DUI	0	0
Drunkenness	0	0
Family-Non Violent	0	0
Liquor Law Violations	0	0
Peeping Tom	0	0
Trespass	0	0
All Other Offenses	11	0
Total Group B	11	0

TIBRS Group A Offenses	Offenses		Arrests	
	Reported	Cleared	Adult	Juvenile
Crimes Against Persons				
Murder	0	0	0	0
Negligent Manslaughter	0	0	0	0
Kidnapping/Abduction	0	0	0	0
Forcible Rape	0	0	0	0
Forcible Sodomy	1	0	0	0
Sexual Assault W/Object	0	0	0	0
Forcible Fondling	0	0	0	0
Incest	0	0	0	0
Statutory Rape	0	0	0	0
Aggravated Assault	9	3	6	0
Simple Assault	1	0	0	0
Intimidation	0	0	0	0
Stalking	0	0	0	0
Commercial Sex Acts	0	0	0	0
Involuntary Servitude	0	0	0	0
Crimes Against Property				
Arson	0	0	0	0
Bribery	0	0	0	0
Burglary	0	0	0	0
Counterfeiting/Forgery	1	0	0	0
Destruction/Damage/Vandalism	0	0	0	0
Embezzlement	0	0	0	0
Extortion/Blackmail	0	0	0	0
Fraud - False Pretenses	0	0	0	0
Fraud - Credit Card/ATM	0	0	0	0
Fraud - Impersonation	0	0	0	0
Fraud - Welfare	0	0	0	0
Fraud - Wire	0	0	0	0
Motor Vehicle Theft	0	0	0	0
Robbery	0	0	0	0
Stolen Property Offenses	0	0	0	0
Theft - Pocket-picking	0	0	0	0
Theft - Purse Snatching	0	0	0	0
Theft - Shoplifting	0	0	0	0
Theft From Building	0	0	0	0
Theft From Coin Machine	0	0	0	0
Theft From Motor Vehicle	0	0	0	0
Theft of Motor Vehicle Parts	0	0	0	0
Theft - All Other Larceny	2	1	0	0
Crimes Against Society				
Drug/Narcotic Violations	23	19	30	0
Drug/Narcotic Equipment Violations	0	0	0	0
Gambling - Betting/Wagering	0	0	0	0
Gambling - Operating/Promoting	0	0	0	0
Gambling - Equipment Violations	0	0	0	0
Gambling - Sports Tampering	0	0	0	0
Pornography/Obscene Material	0	0	0	0
Prostitution	0	0	0	0
Prostitution Assisting/Promoting	0	0	0	0
Purchasing Prostitution	0	0	0	0
Weapon Law Violations	2	2	2	0
Total Group A Offenses	39	25	38	0



2012 Population Estimate	N/A
Offense Overview	
Offense Total	0
Number Cleared	0
Percent Cleared	0.00 %
Group A Crimes per 100,000 population	N/A
Arrest Overview	
Total Arrests	0
Adult Arrests	0
Juvenile Arrests	0
Unknown Age	0
Arrests per 100,000 population	N/A
Average number offenses/incident	0.00

Domestic Violence Victims		
Offense	Reported	Cleared
Murder	0	0
Aggravated Assault	0	0
Simple Assault	0	0
Intimidation	0	0
Stalking	0	0
Forcible Rape	0	0
Forcible Sodomy	0	0
Sexual Assault W/Object	0	0
Forcible Fondling	0	0
Incest	0	0
Statutory Rape	0	0
Kidnapping/Abduction	0	0
Total	0	0

TIBRS Group B Arrests		
Offense	Adult	Juvenile
Bad Checks	0	0
Curfew/Vagrancy	0	0
Disorderly Conduct	0	0
DUI	0	0
Drunkenness	0	0
Family-Non Violent	0	0
Liquor Law Violations	0	0
Peeping Tom	0	0
Trespass	0	0
All Other Offenses	0	0
Total Group B	0	0

TIBRS Group A Offenses	Offenses		Arrests	
	Reported	Cleared	Adult	Juvenile
Crimes Against Persons				
Murder	0	0	0	0
Negligent Manslaughter	0	0	0	0
Kidnapping/Abduction	0	0	0	0
Forcible Rape	0	0	0	0
Forcible Sodomy	0	0	0	0
Sexual Assault W/Object	0	0	0	0
Forcible Fondling	0	0	0	0
Incest	0	0	0	0
Statutory Rape	0	0	0	0
Aggravated Assault	0	0	0	0
Simple Assault	0	0	0	0
Intimidation	0	0	0	0
Stalking	0	0	0	0
Commercial Sex Acts	0	0	0	0
Involuntary Servitude	0	0	0	0
Crimes Against Property				
Arson	0	0	0	0
Bribery	0	0	0	0
Burglary	0	0	0	0
Counterfeiting/Forgery	0	0	0	0
Destruction/Damage/Vandalism	0	0	0	0
Embezzlement	0	0	0	0
Extortion/Blackmail	0	0	0	0
Fraud - False Pretenses	0	0	0	0
Fraud - Credit Card/ATM	0	0	0	0
Fraud - Impersonation	0	0	0	0
Fraud - Welfare	0	0	0	0
Fraud - Wire	0	0	0	0
Motor Vehicle Theft	0	0	0	0
Robbery	0	0	0	0
Stolen Property Offenses	0	0	0	0
Theft - Pocket-picking	0	0	0	0
Theft - Purse Snatching	0	0	0	0
Theft - Shoplifting	0	0	0	0
Theft From Building	0	0	0	0
Theft From Coin Machine	0	0	0	0
Theft From Motor Vehicle	0	0	0	0
Theft of Motor Vehicle Parts	0	0	0	0
Theft - All Other Larceny	0	0	0	0
Crimes Against Society				
Drug/Narcotic Violations	0	0	0	0
Drug/Narcotic Equipment Violations	0	0	0	0
Gambling - Betting/Wagering	0	0	0	0
Gambling - Operating/Promoting	0	0	0	0
Gambling - Equipment Violations	0	0	0	0
Gambling - Sports Tampering	0	0	0	0
Pornography/Obscene Material	0	0	0	0
Prostitution	0	0	0	0
Prostitution Assisting/Promoting	0	0	0	0
Purchasing Prostitution	0	0	0	0
Weapon Law Violations	0	0	0	0
Total Group A Offenses	0	0	0	0



Tennessee Department of Safety - 2013

2012 Population Estimate	N/A
Offense Overview	
Offense Total	2,377
Number Cleared	2,240
Percent Cleared	94.24 %
Group A Crimes per 100,000 population	N/A
Arrest Overview	
Total Arrests	8,216
Adult Arrests	8,142
Juvenile Arrests	74
Unknown Age	0
Arrests per 100,000 population	N/A
Average number offenses/incident	1.36

Domestic Violence Victims		
Offense	Reported	Cleared
Murder	0	0
Aggravated Assault	3	2
Simple Assault	5	4
Intimidation	1	1
Stalking	0	0
Forcible Rape	0	0
Forcible Sodomy	0	0
Sexual Assault W/Object	0	0
Forcible Fondling	0	0
Incest	0	0
Statutory Rape	0	0
Kidnapping/Abduction	0	0
Total	9	7

TIBRS Group B Arrests		
Offense	Adult	Juvenile
Bad Checks	0	0
Curfew/Vagrancy	0	0
Disorderly Conduct	19	0
DUI	5,725	36
Drunkenness	160	1
Family-Non Violent	1	0
Liquor Law Violations	226	4
Peeping Tom	0	0
Trespass	2	0
All Other Offenses	306	5
Total Group B	6,439	46

TIBRS Group A Offenses	Offenses		Arrests	
	Reported	Cleared	Adult	Juvenile
Crimes Against Persons				
Murder	0	0	0	0
Negligent Manslaughter	2	2	1	0
Kidnapping/Abduction	1	1	0	0
Forcible Rape	0	0	0	0
Forcible Sodomy	0	0	0	0
Sexual Assault W/Object	0	0	0	0
Forcible Fondling	0	0	0	0
Incest	0	0	0	0
Statutory Rape	0	0	0	0
Aggravated Assault	30	28	25	1
Simple Assault	17	15	12	1
Intimidation	10	10	7	1
Stalking	0	0	0	0
Commercial Sex Acts	0	0	0	0
Involuntary Servitude	0	0	0	0
Crimes Against Property				
Arson	0	0	0	0
Bribery	0	0	0	0
Burglary	0	0	0	0
Counterfeiting/Forgery	44	38	21	0
Destruction/Damage/Vandalism	15	12	11	0
Embezzlement	0	0	0	0
Extortion/Blackmail	0	0	0	0
Fraud - False Pretenses	3	2	1	0
Fraud - Credit Card/ATM	0	0	0	0
Fraud - Impersonation	55	52	33	0
Fraud - Welfare	0	0	0	0
Fraud - Wire	0	0	0	0
Motor Vehicle Theft	7	7	4	1
Robbery	0	0	0	0
Stolen Property Offenses	47	44	41	0
Theft - Pocket-picking	0	0	0	0
Theft - Purse Snatching	0	0	0	0
Theft - Shoplifting	2	2	2	0
Theft From Building	1	0	0	0
Theft From Coin Machine	0	0	0	0
Theft From Motor Vehicle	4	4	3	0
Theft of Motor Vehicle Parts	4	4	3	0
Theft - All Other Larceny	6	6	2	0
Crimes Against Society				
Drug/Narcotic Violations	1,272	1,201	1,228	18
Drug/Narcotic Equipment Violations	715	680	209	6
Gambling - Betting/Wagering	0	0	0	0
Gambling - Operating/Promoting	0	0	0	0
Gambling - Equipment Violations	0	0	0	0
Gambling - Sports Tampering	0	0	0	0
Pornography/Obscene Material	0	0	0	0
Prostitution	0	0	0	0
Prostitution Assisting/Promoting	0	0	0	0
Purchasing Prostitution	0	0	0	0
Weapon Law Violations	142	132	100	0
Total Group A Offenses	2,377	2,240	1,703	28



2012 Population Estimate	N/A
Offense Overview	
Offense Total	309
Number Cleared	188
Percent Cleared	60.84 %
Group A Crimes per 100,000 population	N/A
Arrest Overview	
Total Arrests	91
Adult Arrests	91
Juvenile Arrests	0
Unknown Age	0
Arrests per 100,000 population	N/A
Average number offenses/incident	1.42

Domestic Violence Victims		
Offense	Reported	Cleared
Murder	0	0
Aggravated Assault	0	0
Simple Assault	0	0
Intimidation	0	0
Stalking	0	0
Forcible Rape	0	0
Forcible Sodomy	0	0
Sexual Assault W/Object	0	0
Forcible Fondling	0	0
Incest	0	0
Statutory Rape	0	0
Kidnapping/Abduction	0	0
Total	0	0

TIBRS Group B Arrests		
Offense	Adult	Juvenile
Bad Checks	0	0
Curfew/Vagrancy	0	0
Disorderly Conduct	0	0
DUI	0	0
Drunkenness	0	0
Family-Non Violent	0	0
Liquor Law Violations	0	0
Peeping Tom	0	0
Trespass	0	0
All Other Offenses	0	0
Total Group B	0	0

TIBRS Group A Offenses	Offenses		Arrests	
	Reported	Cleared	Adult	Juvenile
Crimes Against Persons				
Murder	0	0	0	0
Negligent Manslaughter	0	0	0	0
Kidnapping/Abduction	0	0	0	0
Forcible Rape	0	0	0	0
Forcible Sodomy	0	0	0	0
Sexual Assault W/Object	0	0	0	0
Forcible Fondling	0	0	0	0
Incest	0	0	0	0
Statutory Rape	0	0	0	0
Aggravated Assault	0	0	0	0
Simple Assault	0	0	0	0
Intimidation	0	0	0	0
Stalking	0	0	0	0
Commercial Sex Acts	0	0	0	0
Involuntary Servitude	0	0	0	0
Crimes Against Property				
Arson	0	0	0	0
Bribery	0	0	0	0
Burglary	0	0	0	0
Counterfeiting/Forgery	13	13	0	0
Destruction/Damage/Vandalism	0	0	0	0
Embezzlement	0	0	0	0
Extortion/Blackmail	0	0	0	0
Fraud - False Pretenses	37	37	0	0
Fraud - Credit Card/ATM	0	0	0	0
Fraud - Impersonation	8	8	0	0
Fraud - Welfare	215	96	91	0
Fraud - Wire	2	0	0	0
Motor Vehicle Theft	0	0	0	0
Robbery	0	0	0	0
Stolen Property Offenses	0	0	0	0
Theft - Pocket-picking	0	0	0	0
Theft - Purse Snatching	0	0	0	0
Theft - Shoplifting	0	0	0	0
Theft From Building	0	0	0	0
Theft From Coin Machine	0	0	0	0
Theft From Motor Vehicle	0	0	0	0
Theft of Motor Vehicle Parts	0	0	0	0
Theft - All Other Larceny	0	0	0	0
Crimes Against Society				
Drug/Narcotic Violations	34	34	0	0
Drug/Narcotic Equipment Violations	0	0	0	0
Gambling - Betting/Wagering	0	0	0	0
Gambling - Operating/Promoting	0	0	0	0
Gambling - Equipment Violations	0	0	0	0
Gambling - Sports Tampering	0	0	0	0
Pornography/Obscene Material	0	0	0	0
Prostitution	0	0	0	0
Prostitution Assisting/Promoting	0	0	0	0
Purchasing Prostitution	0	0	0	0
Weapon Law Violations	0	0	0	0
Total Group A Offenses	309	188	91	0



2012 Population Estimate	N/A
Offense Overview	
Offense Total	20
Number Cleared	0
Percent Cleared	0.00 %
Group A Crimes per 100,000 population	N/A
Arrest Overview	
Total Arrests	0
Adult Arrests	0
Juvenile Arrests	0
Unknown Age	0
Arrests per 100,000 population	N/A
Average number offenses/incident	1.00

Domestic Violence Victims		
Offense	Reported	Cleared
Murder	0	0
Aggravated Assault	0	0
Simple Assault	0	0
Intimidation	0	0
Stalking	0	0
Forcible Rape	0	0
Forcible Sodomy	0	0
Sexual Assault W/Object	0	0
Forcible Fondling	0	0
Incest	0	0
Statutory Rape	0	0
Kidnapping/Abduction	0	0
Total	0	0

TIBRS Group B Arrests		
Offense	Adult	Juvenile
Bad Checks	0	0
Curfew/Vagrancy	0	0
Disorderly Conduct	0	0
DUI	0	0
Drunkenness	0	0
Family-Non Violent	0	0
Liquor Law Violations	0	0
Peeping Tom	0	0
Trespass	0	0
All Other Offenses	0	0
Total Group B	0	0

TIBRS Group A Offenses	Offenses		Arrests	
	Reported	Cleared	Adult	Juvenile
Crimes Against Persons				
Murder	0	0	0	0
Negligent Manslaughter	0	0	0	0
Kidnapping/Abduction	0	0	0	0
Forcible Rape	0	0	0	0
Forcible Sodomy	0	0	0	0
Sexual Assault W/Object	0	0	0	0
Forcible Fondling	0	0	0	0
Incest	0	0	0	0
Statutory Rape	0	0	0	0
Aggravated Assault	0	0	0	0
Simple Assault	0	0	0	0
Intimidation	0	0	0	0
Stalking	0	0	0	0
Commercial Sex Acts	0	0	0	0
Involuntary Servitude	0	0	0	0
Crimes Against Property				
Arson	20	0	0	0
Bribery	0	0	0	0
Burglary	0	0	0	0
Counterfeiting/Forgery	0	0	0	0
Destruction/Damage/Vandalism	0	0	0	0
Embezzlement	0	0	0	0
Extortion/Blackmail	0	0	0	0
Fraud - False Pretenses	0	0	0	0
Fraud - Credit Card/ATM	0	0	0	0
Fraud - Impersonation	0	0	0	0
Fraud - Welfare	0	0	0	0
Fraud - Wire	0	0	0	0
Motor Vehicle Theft	0	0	0	0
Robbery	0	0	0	0
Stolen Property Offenses	0	0	0	0
Theft - Pocket-picking	0	0	0	0
Theft - Purse Snatching	0	0	0	0
Theft - Shoplifting	0	0	0	0
Theft From Building	0	0	0	0
Theft From Coin Machine	0	0	0	0
Theft From Motor Vehicle	0	0	0	0
Theft of Motor Vehicle Parts	0	0	0	0
Theft - All Other Larceny	0	0	0	0
Crimes Against Society				
Drug/Narcotic Violations	0	0	0	0
Drug/Narcotic Equipment Violations	0	0	0	0
Gambling - Betting/Wagering	0	0	0	0
Gambling - Operating/Promoting	0	0	0	0
Gambling - Equipment Violations	0	0	0	0
Gambling - Sports Tampering	0	0	0	0
Pornography/Obscene Material	0	0	0	0
Prostitution	0	0	0	0
Prostitution Assisting/Promoting	0	0	0	0
Purchasing Prostitution	0	0	0	0
Weapon Law Violations	0	0	0	0
Total Group A Offenses	20	0	0	0



2012 Population Estimate	N/A
Offense Overview	
Offense Total	40
Number Cleared	40
Percent Cleared	100.00 %
Group A Crimes per 100,000 population	N/A
Arrest Overview	
Total Arrests	60
Adult Arrests	59
Juvenile Arrests	1
Unknown Age	0
Arrests per 100,000 population	N/A
Average number offenses/incident	1.48

Domestic Violence Victims		
Offense	Reported	Cleared
Murder	0	0
Aggravated Assault	0	0
Simple Assault	0	0
Intimidation	0	0
Stalking	0	0
Forcible Rape	0	0
Forcible Sodomy	0	0
Sexual Assault W/Object	0	0
Forcible Fondling	0	0
Incest	0	0
Statutory Rape	0	0
Kidnapping/Abduction	0	0
Total	0	0

TIBRS Group B Arrests		
Offense	Adult	Juvenile
Bad Checks	0	0
Curfew/Vagrancy	0	0
Disorderly Conduct	0	0
DUI	21	0
Drunkenness	0	0
Family-Non Violent	0	0
Liquor Law Violations	0	0
Peeping Tom	0	0
Trespass	0	0
All Other Offenses	12	0
Total Group B	33	0

TIBRS Group A Offenses	Offenses		Arrests	
	Reported	Cleared	Adult	Juvenile
Crimes Against Persons				
Murder	0	0	0	0
Negligent Manslaughter	0	0	0	0
Kidnapping/Abduction	0	0	0	0
Forcible Rape	0	0	0	0
Forcible Sodomy	0	0	0	0
Sexual Assault W/Object	0	0	0	0
Forcible Fondling	0	0	0	0
Incest	0	0	0	0
Statutory Rape	0	0	0	0
Aggravated Assault	0	0	0	0
Simple Assault	0	0	0	0
Intimidation	0	0	0	0
Stalking	0	0	0	0
Commercial Sex Acts	0	0	0	0
Involuntary Servitude	0	0	0	0
Crimes Against Property				
Arson	0	0	0	0
Bribery	0	0	0	0
Burglary	0	0	0	0
Counterfeiting/Forgery	0	0	0	0
Destruction/Damage/Vandalism	0	0	0	0
Embezzlement	0	0	0	0
Extortion/Blackmail	0	0	0	0
Fraud - False Pretenses	0	0	0	0
Fraud - Credit Card/ATM	0	0	0	0
Fraud - Impersonation	0	0	0	0
Fraud - Welfare	0	0	0	0
Fraud - Wire	0	0	0	0
Motor Vehicle Theft	0	0	0	0
Robbery	0	0	0	0
Stolen Property Offenses	0	0	0	0
Theft - Pocket-picking	0	0	0	0
Theft - Purse Snatching	0	0	0	0
Theft - Shoplifting	0	0	0	0
Theft From Building	0	0	0	0
Theft From Coin Machine	0	0	0	0
Theft From Motor Vehicle	0	0	0	0
Theft of Motor Vehicle Parts	0	0	0	0
Theft - All Other Larceny	0	0	0	0
Crimes Against Society				
Drug/Narcotic Violations	26	26	25	1
Drug/Narcotic Equipment Violations	14	14	1	0
Gambling - Betting/Wagering	0	0	0	0
Gambling - Operating/Promoting	0	0	0	0
Gambling - Equipment Violations	0	0	0	0
Gambling - Sports Tampering	0	0	0	0
Pornography/Obscene Material	0	0	0	0
Prostitution	0	0	0	0
Prostitution Assisting/Promoting	0	0	0	0
Purchasing Prostitution	0	0	0	0
Weapon Law Violations	0	0	0	0
Total Group A Offenses	40	40	26	1



2012 Population Estimate	N/A
Offense Overview	
Offense Total	4
Number Cleared	4
Percent Cleared	100.00 %
Group A Crimes per 100,000 population	N/A
Arrest Overview	
Total Arrests	19
Adult Arrests	19
Juvenile Arrests	0
Unknown Age	0
Arrests per 100,000 population	N/A
Average number offenses/incident	1.33

Domestic Violence Victims		
Offense	Reported	Cleared
Murder	0	0
Aggravated Assault	0	0
Simple Assault	0	0
Intimidation	0	0
Stalking	0	0
Forcible Rape	0	0
Forcible Sodomy	0	0
Sexual Assault W/Object	0	0
Forcible Fondling	0	0
Incest	0	0
Statutory Rape	0	0
Kidnapping/Abduction	0	0
Total	0	0

TIBRS Group B Arrests		
Offense	Adult	Juvenile
Bad Checks	0	0
Curfew/Vagrancy	0	0
Disorderly Conduct	0	0
DUI	7	0
Drunkenness	1	0
Family-Non Violent	0	0
Liquor Law Violations	0	0
Peeping Tom	0	0
Trespass	0	0
All Other Offenses	7	0
Total Group B	15	0

TIBRS Group A Offenses	Offenses		Arrests	
	Reported	Cleared	Adult	Juvenile
Crimes Against Persons				
Murder	0	0	0	0
Negligent Manslaughter	0	0	0	0
Kidnapping/Abduction	0	0	0	0
Forcible Rape	0	0	0	0
Forcible Sodomy	0	0	0	0
Sexual Assault W/Object	0	0	0	0
Forcible Fondling	0	0	0	0
Incest	0	0	0	0
Statutory Rape	0	0	0	0
Aggravated Assault	0	0	0	0
Simple Assault	0	0	0	0
Intimidation	0	0	0	0
Stalking	0	0	0	0
Commercial Sex Acts	0	0	0	0
Involuntary Servitude	0	0	0	0
Crimes Against Property				
Arson	0	0	0	0
Bribery	0	0	0	0
Burglary	0	0	0	0
Counterfeiting/Forgery	0	0	0	0
Destruction/Damage/Vandalism	0	0	0	0
Embezzlement	0	0	0	0
Extortion/Blackmail	0	0	0	0
Fraud - False Pretenses	0	0	0	0
Fraud - Credit Card/ATM	0	0	0	0
Fraud - Impersonation	0	0	0	0
Fraud - Welfare	0	0	0	0
Fraud - Wire	0	0	0	0
Motor Vehicle Theft	0	0	0	0
Robbery	0	0	0	0
Stolen Property Offenses	0	0	0	0
Theft - Pocket-picking	0	0	0	0
Theft - Purse Snatching	0	0	0	0
Theft - Shoplifting	0	0	0	0
Theft From Building	0	0	0	0
Theft From Coin Machine	0	0	0	0
Theft From Motor Vehicle	0	0	0	0
Theft of Motor Vehicle Parts	0	0	0	0
Theft - All Other Larceny	0	0	0	0
Crimes Against Society				
Drug/Narcotic Violations	2	2	2	0
Drug/Narcotic Equipment Violations	2	2	2	0
Gambling - Betting/Wagering	0	0	0	0
Gambling - Operating/Promoting	0	0	0	0
Gambling - Equipment Violations	0	0	0	0
Gambling - Sports Tampering	0	0	0	0
Pornography/Obscene Material	0	0	0	0
Prostitution	0	0	0	0
Prostitution Assisting/Promoting	0	0	0	0
Purchasing Prostitution	0	0	0	0
Weapon Law Violations	0	0	0	0
Total Group A Offenses	4	4	4	0



2012 Population Estimate	N/A
Offense Overview	
Offense Total	40
Number Cleared	40
Percent Cleared	100.00 %
Group A Crimes per 100,000 population	N/A
Arrest Overview	
Total Arrests	94
Adult Arrests	82
Juvenile Arrests	12
Unknown Age	0
Arrests per 100,000 population	N/A
Average number offenses/incident	1.54

Domestic Violence Victims		
Offense	Reported	Cleared
Murder	0	0
Aggravated Assault	0	0
Simple Assault	0	0
Intimidation	0	0
Stalking	0	0
Forcible Rape	0	0
Forcible Sodomy	0	0
Sexual Assault W/Object	0	0
Forcible Fondling	0	0
Incest	0	0
Statutory Rape	0	0
Kidnapping/Abduction	0	0
Total	0	0

TIBRS Group B Arrests		
Offense	Adult	Juvenile
Bad Checks	0	0
Curfew/Vagrancy	0	0
Disorderly Conduct	0	0
DUI	17	0
Drunkenness	3	0
Family-Non Violent	0	0
Liquor Law Violations	2	1
Peeping Tom	0	0
Trespass	0	0
All Other Offenses	39	5
Total Group B	61	6

TIBRS Group A Offenses	Offenses		Arrests	
	Reported	Cleared	Adult	Juvenile
Crimes Against Persons				
Murder	0	0	0	0
Negligent Manslaughter	0	0	0	0
Kidnapping/Abduction	0	0	0	0
Forcible Rape	0	0	0	0
Forcible Sodomy	0	0	0	0
Sexual Assault W/Object	0	0	0	0
Forcible Fondling	0	0	0	0
Incest	0	0	0	0
Statutory Rape	0	0	0	0
Aggravated Assault	0	0	0	0
Simple Assault	0	0	0	0
Intimidation	0	0	0	0
Stalking	0	0	0	0
Commercial Sex Acts	0	0	0	0
Involuntary Servitude	0	0	0	0
Crimes Against Property				
Arson	0	0	0	0
Bribery	0	0	0	0
Burglary	0	0	0	0
Counterfeiting/Forgery	0	0	0	0
Destruction/Damage/Vandalism	0	0	0	0
Embezzlement	0	0	0	0
Extortion/Blackmail	0	0	0	0
Fraud - False Pretenses	0	0	0	0
Fraud - Credit Card/ATM	0	0	0	0
Fraud - Impersonation	1	1	1	0
Fraud - Welfare	0	0	0	0
Fraud - Wire	0	0	0	0
Motor Vehicle Theft	0	0	0	0
Robbery	0	0	0	0
Stolen Property Offenses	0	0	0	0
Theft - Pocket-picking	0	0	0	0
Theft - Purse Snatching	0	0	0	0
Theft - Shoplifting	0	0	0	0
Theft From Building	0	0	0	0
Theft From Coin Machine	0	0	0	0
Theft From Motor Vehicle	0	0	0	0
Theft of Motor Vehicle Parts	0	0	0	0
Theft - All Other Larceny	0	0	0	0
Crimes Against Society				
Drug/Narcotic Violations	25	25	20	5
Drug/Narcotic Equipment Violations	14	14	0	1
Gambling - Betting/Wagering	0	0	0	0
Gambling - Operating/Promoting	0	0	0	0
Gambling - Equipment Violations	0	0	0	0
Gambling - Sports Tampering	0	0	0	0
Pornography/Obscene Material	0	0	0	0
Prostitution	0	0	0	0
Prostitution Assisting/Promoting	0	0	0	0
Purchasing Prostitution	0	0	0	0
Weapon Law Violations	0	0	0	0
Total Group A Offenses	40	40	21	6



2012 Population Estimate	N/A
Offense Overview	
Offense Total	31
Number Cleared	30
Percent Cleared	96.77 %
Group A Crimes per 100,000 population	N/A
Arrest Overview	
Total Arrests	64
Adult Arrests	60
Juvenile Arrests	4
Unknown Age	0
Arrests per 100,000 population	N/A
Average number offenses/incident	1.55

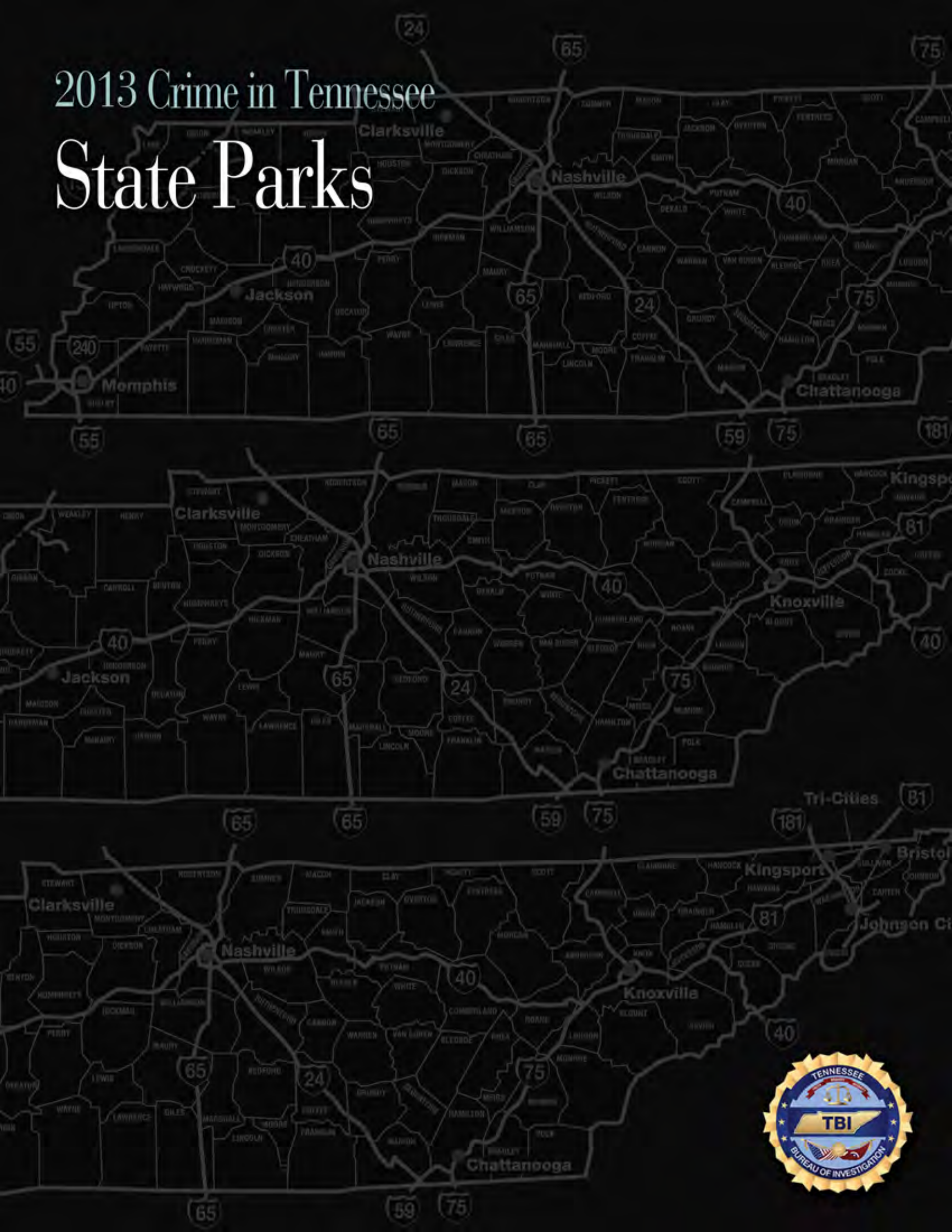
Domestic Violence Victims		
Offense	Reported	Cleared
Murder	0	0
Aggravated Assault	0	0
Simple Assault	0	0
Intimidation	0	0
Stalking	0	0
Forcible Rape	0	0
Forcible Sodomy	0	0
Sexual Assault W/Object	0	0
Forcible Fondling	0	0
Incest	0	0
Statutory Rape	0	0
Kidnapping/Abduction	0	0
Total	0	0

TIBRS Group B Arrests		
Offense	Adult	Juvenile
Bad Checks	0	0
Curfew/Vagrancy	0	0
Disorderly Conduct	1	0
DUI	3	0
Drunkenness	0	0
Family-Non Violent	0	0
Liquor Law Violations	0	0
Peeping Tom	0	0
Trespass	0	0
All Other Offenses	39	1
Total Group B	43	1

TIBRS Group A Offenses	Offenses		Arrests	
	Reported	Cleared	Adult	Juvenile
Crimes Against Persons				
Murder	0	0	0	0
Negligent Manslaughter	0	0	0	0
Kidnapping/Abduction	0	0	0	0
Forcible Rape	0	0	0	0
Forcible Sodomy	0	0	0	0
Sexual Assault W/Object	0	0	0	0
Forcible Fondling	0	0	0	0
Incest	0	0	0	0
Statutory Rape	0	0	0	0
Aggravated Assault	0	0	0	0
Simple Assault	0	0	0	0
Intimidation	0	0	0	0
Stalking	0	0	0	0
Commercial Sex Acts	0	0	0	0
Involuntary Servitude	0	0	0	0
Crimes Against Property				
Arson	0	0	0	0
Bribery	0	0	0	0
Burglary	0	0	0	0
Counterfeiting/Forgery	0	0	0	0
Destruction/Damage/Vandalism	0	0	0	0
Embezzlement	0	0	0	0
Extortion/Blackmail	0	0	0	0
Fraud - False Pretenses	0	0	0	0
Fraud - Credit Card/ATM	0	0	0	0
Fraud - Impersonation	0	0	0	0
Fraud - Welfare	0	0	0	0
Fraud - Wire	0	0	0	0
Motor Vehicle Theft	0	0	0	0
Robbery	0	0	0	0
Stolen Property Offenses	0	0	0	0
Theft - Pocket-picking	0	0	0	0
Theft - Purse Snatching	0	0	0	0
Theft - Shoplifting	0	0	0	0
Theft From Building	0	0	0	0
Theft From Coin Machine	0	0	0	0
Theft From Motor Vehicle	0	0	0	0
Theft of Motor Vehicle Parts	0	0	0	0
Theft - All Other Larceny	0	0	0	0
Crimes Against Society				
Drug/Narcotic Violations	20	19	17	1
Drug/Narcotic Equipment Violations	11	11	0	2
Gambling - Betting/Wagering	0	0	0	0
Gambling - Operating/Promoting	0	0	0	0
Gambling - Equipment Violations	0	0	0	0
Gambling - Sports Tampering	0	0	0	0
Pornography/Obscene Material	0	0	0	0
Prostitution	0	0	0	0
Prostitution Assisting/Promoting	0	0	0	0
Purchasing Prostitution	0	0	0	0
Weapon Law Violations	0	0	0	0
Total Group A Offenses	31	30	17	3



2013 Crime in Tennessee State Parks



2012 Population Estimate	N/A
Offense Overview	
Offense Total	3
Number Cleared	0
Percent Cleared	0.00 %
Group A Crimes per 100,000 population	N/A
Arrest Overview	
Total Arrests	1
Adult Arrests	1
Juvenile Arrests	0
Unknown Age	0
Arrests per 100,000 population	N/A
Average number offenses/incident	1.00

Domestic Violence Victims		
Offense	Reported	Cleared
Murder	0	0
Aggravated Assault	0	0
Simple Assault	0	0
Intimidation	0	0
Stalking	0	0
Forcible Rape	0	0
Forcible Sodomy	0	0
Sexual Assault W/Object	0	0
Forcible Fondling	0	0
Incest	0	0
Statutory Rape	0	0
Kidnapping/Abduction	0	0
Total	0	0

TIBRS Group B Arrests		
Offense	Adult	Juvenile
Bad Checks	0	0
Curfew/Vagrancy	0	0
Disorderly Conduct	0	0
DUI	0	0
Drunkenness	1	0
Family-Non Violent	0	0
Liquor Law Violations	0	0
Peeping Tom	0	0
Trespass	0	0
All Other Offenses	0	0
Total Group B	1	0

TIBRS Group A Offenses	Offenses		Arrests	
	Reported	Cleared	Adult	Juvenile
Crimes Against Persons				
Murder	0	0	0	0
Negligent Manslaughter	0	0	0	0
Kidnapping/Abduction	0	0	0	0
Forcible Rape	1	0	0	0
Forcible Sodomy	0	0	0	0
Sexual Assault W/Object	0	0	0	0
Forcible Fondling	0	0	0	0
Incest	0	0	0	0
Statutory Rape	0	0	0	0
Aggravated Assault	0	0	0	0
Simple Assault	1	0	0	0
Intimidation	0	0	0	0
Stalking	0	0	0	0
Commercial Sex Acts	0	0	0	0
Involuntary Servitude	0	0	0	0
Crimes Against Property				
Arson	0	0	0	0
Bribery	0	0	0	0
Burglary	0	0	0	0
Counterfeiting/Forgery	0	0	0	0
Destruction/Damage/Vandalism	1	0	0	0
Embezzlement	0	0	0	0
Extortion/Blackmail	0	0	0	0
Fraud - False Pretenses	0	0	0	0
Fraud - Credit Card/ATM	0	0	0	0
Fraud - Impersonation	0	0	0	0
Fraud - Welfare	0	0	0	0
Fraud - Wire	0	0	0	0
Motor Vehicle Theft	0	0	0	0
Robbery	0	0	0	0
Stolen Property Offenses	0	0	0	0
Theft - Pocket-picking	0	0	0	0
Theft - Purse Snatching	0	0	0	0
Theft - Shoplifting	0	0	0	0
Theft From Building	0	0	0	0
Theft From Coin Machine	0	0	0	0
Theft From Motor Vehicle	0	0	0	0
Theft of Motor Vehicle Parts	0	0	0	0
Theft - All Other Larceny	0	0	0	0
Crimes Against Society				
Drug/Narcotic Violations	0	0	0	0
Drug/Narcotic Equipment Violations	0	0	0	0
Gambling - Betting/Wagering	0	0	0	0
Gambling - Operating/Promoting	0	0	0	0
Gambling - Equipment Violations	0	0	0	0
Gambling - Sports Tampering	0	0	0	0
Pornography/Obscene Material	0	0	0	0
Prostitution	0	0	0	0
Prostitution Assisting/Promoting	0	0	0	0
Purchasing Prostitution	0	0	0	0
Weapon Law Violations	0	0	0	0
Total Group A Offenses	3	0	0	0



Big Hill Pond State Park - 2013

2012 Population Estimate	N/A
Offense Overview	
Offense Total	0
Number Cleared	0
Percent Cleared	0.00 %
Group A Crimes per 100,000 population	N/A
Arrest Overview	
Total Arrests	0
Adult Arrests	0
Juvenile Arrests	0
Unknown Age	0
Arrests per 100,000 population	N/A
Average number offenses/incident	0.00

Domestic Violence Victims		
Offense	Reported	Cleared
Murder	0	0
Aggravated Assault	0	0
Simple Assault	0	0
Intimidation	0	0
Stalking	0	0
Forcible Rape	0	0
Forcible Sodomy	0	0
Sexual Assault W/Object	0	0
Forcible Fondling	0	0
Incest	0	0
Statutory Rape	0	0
Kidnapping/Abduction	0	0
Total	0	0

TIBRS Group B Arrests		
Offense	Adult	Juvenile
Bad Checks	0	0
Curfew/Vagrancy	0	0
Disorderly Conduct	0	0
DUI	0	0
Drunkenness	0	0
Family-Non Violent	0	0
Liquor Law Violations	0	0
Peeping Tom	0	0
Trespass	0	0
All Other Offenses	0	0
Total Group B	0	0

TIBRS Group A Offenses	Offenses		Arrests	
	Reported	Cleared	Adult	Juvenile
Crimes Against Persons				
Murder	0	0	0	0
Negligent Manslaughter	0	0	0	0
Kidnapping/Abduction	0	0	0	0
Forcible Rape	0	0	0	0
Forcible Sodomy	0	0	0	0
Sexual Assault W/Object	0	0	0	0
Forcible Fondling	0	0	0	0
Incest	0	0	0	0
Statutory Rape	0	0	0	0
Aggravated Assault	0	0	0	0
Simple Assault	0	0	0	0
Intimidation	0	0	0	0
Stalking	0	0	0	0
Commercial Sex Acts	0	0	0	0
Involuntary Servitude	0	0	0	0
Crimes Against Property				
Arson	0	0	0	0
Bribery	0	0	0	0
Burglary	0	0	0	0
Counterfeiting/Forgery	0	0	0	0
Destruction/Damage/Vandalism	0	0	0	0
Embezzlement	0	0	0	0
Extortion/Blackmail	0	0	0	0
Fraud - False Pretenses	0	0	0	0
Fraud - Credit Card/ATM	0	0	0	0
Fraud - Impersonation	0	0	0	0
Fraud - Welfare	0	0	0	0
Fraud - Wire	0	0	0	0
Motor Vehicle Theft	0	0	0	0
Robbery	0	0	0	0
Stolen Property Offenses	0	0	0	0
Theft - Pocket-picking	0	0	0	0
Theft - Purse Snatching	0	0	0	0
Theft - Shoplifting	0	0	0	0
Theft From Building	0	0	0	0
Theft From Coin Machine	0	0	0	0
Theft From Motor Vehicle	0	0	0	0
Theft of Motor Vehicle Parts	0	0	0	0
Theft - All Other Larceny	0	0	0	0
Crimes Against Society				
Drug/Narcotic Violations	0	0	0	0
Drug/Narcotic Equipment Violations	0	0	0	0
Gambling - Betting/Wagering	0	0	0	0
Gambling - Operating/Promoting	0	0	0	0
Gambling - Equipment Violations	0	0	0	0
Gambling - Sports Tampering	0	0	0	0
Pornography/Obscene Material	0	0	0	0
Prostitution	0	0	0	0
Prostitution Assisting/Promoting	0	0	0	0
Purchasing Prostitution	0	0	0	0
Weapon Law Violations	0	0	0	0
Total Group A Offenses	0	0	0	0



2012 Population Estimate	N/A
Offense Overview	
Offense Total	1
Number Cleared	0
Percent Cleared	0.00 %
Group A Crimes per 100,000 population	N/A
Arrest Overview	
Total Arrests	4
Adult Arrests	4
Juvenile Arrests	0
Unknown Age	0
Arrests per 100,000 population	N/A
Average number offenses/incident	1.00

Domestic Violence Victims		
Offense	Reported	Cleared
Murder	0	0
Aggravated Assault	0	0
Simple Assault	0	0
Intimidation	0	0
Stalking	0	0
Forcible Rape	0	0
Forcible Sodomy	0	0
Sexual Assault W/Object	0	0
Forcible Fondling	0	0
Incest	0	0
Statutory Rape	0	0
Kidnapping/Abduction	0	0
Total	0	0

TIBRS Group B Arrests		
Offense	Adult	Juvenile
Bad Checks	0	0
Curfew/Vagrancy	0	0
Disorderly Conduct	0	0
DUI	0	0
Drunkenness	1	0
Family-Non Violent	0	0
Liquor Law Violations	2	0
Peeping Tom	0	0
Trespass	0	0
All Other Offenses	1	0
Total Group B	4	0

TIBRS Group A Offenses	Offenses		Arrests	
	Reported	Cleared	Adult	Juvenile
Crimes Against Persons				
Murder	0	0	0	0
Negligent Manslaughter	0	0	0	0
Kidnapping/Abduction	0	0	0	0
Forcible Rape	0	0	0	0
Forcible Sodomy	0	0	0	0
Sexual Assault W/Object	0	0	0	0
Forcible Fondling	0	0	0	0
Incest	0	0	0	0
Statutory Rape	0	0	0	0
Aggravated Assault	0	0	0	0
Simple Assault	0	0	0	0
Intimidation	0	0	0	0
Stalking	0	0	0	0
Commercial Sex Acts	0	0	0	0
Involuntary Servitude	0	0	0	0
Crimes Against Property				
Arson	0	0	0	0
Bribery	0	0	0	0
Burglary	0	0	0	0
Counterfeiting/Forgery	0	0	0	0
Destruction/Damage/Vandalism	0	0	0	0
Embezzlement	0	0	0	0
Extortion/Blackmail	0	0	0	0
Fraud - False Pretenses	0	0	0	0
Fraud - Credit Card/ATM	0	0	0	0
Fraud - Impersonation	0	0	0	0
Fraud - Welfare	0	0	0	0
Fraud - Wire	0	0	0	0
Motor Vehicle Theft	0	0	0	0
Robbery	0	0	0	0
Stolen Property Offenses	0	0	0	0
Theft - Pocket-picking	0	0	0	0
Theft - Purse Snatching	0	0	0	0
Theft - Shoplifting	0	0	0	0
Theft From Building	0	0	0	0
Theft From Coin Machine	0	0	0	0
Theft From Motor Vehicle	1	0	0	0
Theft of Motor Vehicle Parts	0	0	0	0
Theft - All Other Larceny	0	0	0	0
Crimes Against Society				
Drug/Narcotic Violations	0	0	0	0
Drug/Narcotic Equipment Violations	0	0	0	0
Gambling - Betting/Wagering	0	0	0	0
Gambling - Operating/Promoting	0	0	0	0
Gambling - Equipment Violations	0	0	0	0
Gambling - Sports Tampering	0	0	0	0
Pornography/Obscene Material	0	0	0	0
Prostitution	0	0	0	0
Prostitution Assisting/Promoting	0	0	0	0
Purchasing Prostitution	0	0	0	0
Weapon Law Violations	0	0	0	0
Total Group A Offenses	1	0	0	0



Bledsoe Creek State Park - 2013

2012 Population Estimate	N/A
Offense Overview	
Offense Total	0
Number Cleared	0
Percent Cleared	0.00 %
Group A Crimes per 100,000 population	N/A
Arrest Overview	
Total Arrests	0
Adult Arrests	0
Juvenile Arrests	0
Unknown Age	0
Arrests per 100,000 population	N/A
Average number offenses/incident	0.00

Domestic Violence Victims		
Offense	Reported	Cleared
Murder	0	0
Aggravated Assault	0	0
Simple Assault	0	0
Intimidation	0	0
Stalking	0	0
Forcible Rape	0	0
Forcible Sodomy	0	0
Sexual Assault W/Object	0	0
Forcible Fondling	0	0
Incest	0	0
Statutory Rape	0	0
Kidnapping/Abduction	0	0
Total	0	0

TIBRS Group B Arrests		
Offense	Adult	Juvenile
Bad Checks	0	0
Curfew/Vagrancy	0	0
Disorderly Conduct	0	0
DUI	0	0
Drunkenness	0	0
Family-Non Violent	0	0
Liquor Law Violations	0	0
Peeping Tom	0	0
Trespass	0	0
All Other Offenses	0	0
Total Group B	0	0

TIBRS Group A Offenses	Offenses		Arrests	
	Reported	Cleared	Adult	Juvenile
Crimes Against Persons				
Murder	0	0	0	0
Negligent Manslaughter	0	0	0	0
Kidnapping/Abduction	0	0	0	0
Forcible Rape	0	0	0	0
Forcible Sodomy	0	0	0	0
Sexual Assault W/Object	0	0	0	0
Forcible Fondling	0	0	0	0
Incest	0	0	0	0
Statutory Rape	0	0	0	0
Aggravated Assault	0	0	0	0
Simple Assault	0	0	0	0
Intimidation	0	0	0	0
Stalking	0	0	0	0
Commercial Sex Acts	0	0	0	0
Involuntary Servitude	0	0	0	0
Crimes Against Property				
Arson	0	0	0	0
Bribery	0	0	0	0
Burglary	0	0	0	0
Counterfeiting/Forgery	0	0	0	0
Destruction/Damage/Vandalism	0	0	0	0
Embezzlement	0	0	0	0
Extortion/Blackmail	0	0	0	0
Fraud - False Pretenses	0	0	0	0
Fraud - Credit Card/ATM	0	0	0	0
Fraud - Impersonation	0	0	0	0
Fraud - Welfare	0	0	0	0
Fraud - Wire	0	0	0	0
Motor Vehicle Theft	0	0	0	0
Robbery	0	0	0	0
Stolen Property Offenses	0	0	0	0
Theft - Pocket-picking	0	0	0	0
Theft - Purse Snatching	0	0	0	0
Theft - Shoplifting	0	0	0	0
Theft From Building	0	0	0	0
Theft From Coin Machine	0	0	0	0
Theft From Motor Vehicle	0	0	0	0
Theft of Motor Vehicle Parts	0	0	0	0
Theft - All Other Larceny	0	0	0	0
Crimes Against Society				
Drug/Narcotic Violations	0	0	0	0
Drug/Narcotic Equipment Violations	0	0	0	0
Gambling - Betting/Wagering	0	0	0	0
Gambling - Operating/Promoting	0	0	0	0
Gambling - Equipment Violations	0	0	0	0
Gambling - Sports Tampering	0	0	0	0
Pornography/Obscene Material	0	0	0	0
Prostitution	0	0	0	0
Prostitution Assisting/Promoting	0	0	0	0
Purchasing Prostitution	0	0	0	0
Weapon Law Violations	0	0	0	0
Total Group A Offenses	0	0	0	0



2012 Population Estimate	N/A
Offense Overview	
Offense Total	5
Number Cleared	4
Percent Cleared	80.00 %
Group A Crimes per 100,000 population	N/A
Arrest Overview	
Total Arrests	2
Adult Arrests	1
Juvenile Arrests	1
Unknown Age	0
Arrests per 100,000 population	N/A
Average number offenses/incident	1.67

Domestic Violence Victims		
Offense	Reported	Cleared
Murder	0	0
Aggravated Assault	0	0
Simple Assault	0	0
Intimidation	0	0
Stalking	0	0
Forcible Rape	0	0
Forcible Sodomy	0	0
Sexual Assault W/Object	0	0
Forcible Fondling	0	0
Incest	0	0
Statutory Rape	0	0
Kidnapping/Abduction	0	0
Total	0	0

TIBRS Group B Arrests		
Offense	Adult	Juvenile
Bad Checks	0	0
Curfew/Vagrancy	0	0
Disorderly Conduct	0	0
DUI	0	0
Drunkenness	0	0
Family-Non Violent	0	0
Liquor Law Violations	0	0
Peeping Tom	0	0
Trespass	0	0
All Other Offenses	0	0
Total Group B	0	0

TIBRS Group A Offenses	Offenses		Arrests	
	Reported	Cleared	Adult	Juvenile
Crimes Against Persons				
Murder	0	0	0	0
Negligent Manslaughter	0	0	0	0
Kidnapping/Abduction	0	0	0	0
Forcible Rape	0	0	0	0
Forcible Sodomy	0	0	0	0
Sexual Assault W/Object	0	0	0	0
Forcible Fondling	0	0	0	0
Incest	0	0	0	0
Statutory Rape	0	0	0	0
Aggravated Assault	0	0	0	0
Simple Assault	0	0	0	0
Intimidation	0	0	0	0
Stalking	0	0	0	0
Commercial Sex Acts	0	0	0	0
Involuntary Servitude	0	0	0	0
Crimes Against Property				
Arson	0	0	0	0
Bribery	0	0	0	0
Burglary	0	0	0	0
Counterfeiting/Forgery	0	0	0	0
Destruction/Damage/Vandalism	1	0	0	0
Embezzlement	0	0	0	0
Extortion/Blackmail	0	0	0	0
Fraud - False Pretenses	0	0	0	0
Fraud - Credit Card/ATM	0	0	0	0
Fraud - Impersonation	0	0	0	0
Fraud - Welfare	0	0	0	0
Fraud - Wire	0	0	0	0
Motor Vehicle Theft	0	0	0	0
Robbery	0	0	0	0
Stolen Property Offenses	0	0	0	0
Theft - Pocket-picking	0	0	0	0
Theft - Purse Snatching	0	0	0	0
Theft - Shoplifting	0	0	0	0
Theft From Building	0	0	0	0
Theft From Coin Machine	0	0	0	0
Theft From Motor Vehicle	0	0	0	0
Theft of Motor Vehicle Parts	0	0	0	0
Theft - All Other Larceny	0	0	0	0
Crimes Against Society				
Drug/Narcotic Violations	2	2	1	0
Drug/Narcotic Equipment Violations	1	1	0	0
Gambling - Betting/Wagering	0	0	0	0
Gambling - Operating/Promoting	0	0	0	0
Gambling - Equipment Violations	0	0	0	0
Gambling - Sports Tampering	0	0	0	0
Pornography/Obscene Material	0	0	0	0
Prostitution	0	0	0	0
Prostitution Assisting/Promoting	0	0	0	0
Purchasing Prostitution	0	0	0	0
Weapon Law Violations	1	1	0	1
Total Group A Offenses	5	4	1	1



Burgess Falls Natural Area - 2013

2012 Population Estimate	N/A
Offense Overview	
Offense Total	1
Number Cleared	1
Percent Cleared	100.00 %
Group A Crimes per 100,000 population	N/A
Arrest Overview	
Total Arrests	1
Adult Arrests	1
Juvenile Arrests	0
Unknown Age	0
Arrests per 100,000 population	N/A
Average number offenses/incident	1.00

Domestic Violence Victims		
Offense	Reported	Cleared
Murder	0	0
Aggravated Assault	0	0
Simple Assault	1	1
Intimidation	0	0
Stalking	0	0
Forcible Rape	0	0
Forcible Sodomy	0	0
Sexual Assault W/Object	0	0
Forcible Fondling	0	0
Incest	0	0
Statutory Rape	0	0
Kidnapping/Abduction	0	0
Total	1	1

TIBRS Group B Arrests		
Offense	Adult	Juvenile
Bad Checks	0	0
Curfew/Vagrancy	0	0
Disorderly Conduct	0	0
DUI	0	0
Drunkenness	0	0
Family-Non Violent	0	0
Liquor Law Violations	0	0
Peeping Tom	0	0
Trespass	0	0
All Other Offenses	0	0
Total Group B	0	0

TIBRS Group A Offenses	Offenses		Arrests	
	Reported	Cleared	Adult	Juvenile
Crimes Against Persons				
Murder	0	0	0	0
Negligent Manslaughter	0	0	0	0
Kidnapping/Abduction	0	0	0	0
Forcible Rape	0	0	0	0
Forcible Sodomy	0	0	0	0
Sexual Assault W/Object	0	0	0	0
Forcible Fondling	0	0	0	0
Incest	0	0	0	0
Statutory Rape	0	0	0	0
Aggravated Assault	0	0	0	0
Simple Assault	1	1	1	0
Intimidation	0	0	0	0
Stalking	0	0	0	0
Commercial Sex Acts	0	0	0	0
Involuntary Servitude	0	0	0	0
Crimes Against Property				
Arson	0	0	0	0
Bribery	0	0	0	0
Burglary	0	0	0	0
Counterfeiting/Forgery	0	0	0	0
Destruction/Damage/Vandalism	0	0	0	0
Embezzlement	0	0	0	0
Extortion/Blackmail	0	0	0	0
Fraud - False Pretenses	0	0	0	0
Fraud - Credit Card/ATM	0	0	0	0
Fraud - Impersonation	0	0	0	0
Fraud - Welfare	0	0	0	0
Fraud - Wire	0	0	0	0
Motor Vehicle Theft	0	0	0	0
Robbery	0	0	0	0
Stolen Property Offenses	0	0	0	0
Theft - Pocket-picking	0	0	0	0
Theft - Purse Snatching	0	0	0	0
Theft - Shoplifting	0	0	0	0
Theft From Building	0	0	0	0
Theft From Coin Machine	0	0	0	0
Theft From Motor Vehicle	0	0	0	0
Theft of Motor Vehicle Parts	0	0	0	0
Theft - All Other Larceny	0	0	0	0
Crimes Against Society				
Drug/Narcotic Violations	0	0	0	0
Drug/Narcotic Equipment Violations	0	0	0	0
Gambling - Betting/Wagering	0	0	0	0
Gambling - Operating/Promoting	0	0	0	0
Gambling - Equipment Violations	0	0	0	0
Gambling - Sports Tampering	0	0	0	0
Pornography/Obscene Material	0	0	0	0
Prostitution	0	0	0	0
Prostitution Assisting/Promoting	0	0	0	0
Purchasing Prostitution	0	0	0	0
Weapon Law Violations	0	0	0	0
Total Group A Offenses	1	1	1	0



2012 Population Estimate	N/A
Offense Overview	
Offense Total	0
Number Cleared	0
Percent Cleared	0.00 %
Group A Crimes per 100,000 population	N/A
Arrest Overview	
Total Arrests	0
Adult Arrests	0
Juvenile Arrests	0
Unknown Age	0
Arrests per 100,000 population	N/A
Average number offenses/incident	0.00

Domestic Violence Victims		
Offense	Reported	Cleared
Murder	0	0
Aggravated Assault	0	0
Simple Assault	0	0
Intimidation	0	0
Stalking	0	0
Forcible Rape	0	0
Forcible Sodomy	0	0
Sexual Assault W/Object	0	0
Forcible Fondling	0	0
Incest	0	0
Statutory Rape	0	0
Kidnapping/Abduction	0	0
Total	0	0

TIBRS Group B Arrests		
Offense	Adult	Juvenile
Bad Checks	0	0
Curfew/Vagrancy	0	0
Disorderly Conduct	0	0
DUI	0	0
Drunkenness	0	0
Family-Non Violent	0	0
Liquor Law Violations	0	0
Peeping Tom	0	0
Trespass	0	0
All Other Offenses	0	0
Total Group B	0	0

TIBRS Group A Offenses	Offenses		Arrests	
	Reported	Cleared	Adult	Juvenile
Crimes Against Persons				
Murder	0	0	0	0
Negligent Manslaughter	0	0	0	0
Kidnapping/Abduction	0	0	0	0
Forcible Rape	0	0	0	0
Forcible Sodomy	0	0	0	0
Sexual Assault W/Object	0	0	0	0
Forcible Fondling	0	0	0	0
Incest	0	0	0	0
Statutory Rape	0	0	0	0
Aggravated Assault	0	0	0	0
Simple Assault	0	0	0	0
Intimidation	0	0	0	0
Stalking	0	0	0	0
Commercial Sex Acts	0	0	0	0
Involuntary Servitude	0	0	0	0
Crimes Against Property				
Arson	0	0	0	0
Bribery	0	0	0	0
Burglary	0	0	0	0
Counterfeiting/Forgery	0	0	0	0
Destruction/Damage/Vandalism	0	0	0	0
Embezzlement	0	0	0	0
Extortion/Blackmail	0	0	0	0
Fraud - False Pretenses	0	0	0	0
Fraud - Credit Card/ATM	0	0	0	0
Fraud - Impersonation	0	0	0	0
Fraud - Welfare	0	0	0	0
Fraud - Wire	0	0	0	0
Motor Vehicle Theft	0	0	0	0
Robbery	0	0	0	0
Stolen Property Offenses	0	0	0	0
Theft - Pocket-picking	0	0	0	0
Theft - Purse Snatching	0	0	0	0
Theft - Shoplifting	0	0	0	0
Theft From Building	0	0	0	0
Theft From Coin Machine	0	0	0	0
Theft From Motor Vehicle	0	0	0	0
Theft of Motor Vehicle Parts	0	0	0	0
Theft - All Other Larceny	0	0	0	0
Crimes Against Society				
Drug/Narcotic Violations	0	0	0	0
Drug/Narcotic Equipment Violations	0	0	0	0
Gambling - Betting/Wagering	0	0	0	0
Gambling - Operating/Promoting	0	0	0	0
Gambling - Equipment Violations	0	0	0	0
Gambling - Sports Tampering	0	0	0	0
Pornography/Obscene Material	0	0	0	0
Prostitution	0	0	0	0
Prostitution Assisting/Promoting	0	0	0	0
Purchasing Prostitution	0	0	0	0
Weapon Law Violations	0	0	0	0
Total Group A Offenses	0	0	0	0



Chickasaw State Park - 2013

2012 Population Estimate	N/A
Offense Overview	
Offense Total	2
Number Cleared	0
Percent Cleared	0.00 %
Group A Crimes per 100,000 population	N/A
Arrest Overview	
Total Arrests	2
Adult Arrests	2
Juvenile Arrests	0
Unknown Age	0
Arrests per 100,000 population	N/A
Average number offenses/incident	1.00

Domestic Violence Victims		
Offense	Reported	Cleared
Murder	0	0
Aggravated Assault	0	0
Simple Assault	0	0
Intimidation	0	0
Stalking	0	0
Forcible Rape	0	0
Forcible Sodomy	0	0
Sexual Assault W/Object	0	0
Forcible Fondling	0	0
Incest	0	0
Statutory Rape	0	0
Kidnapping/Abduction	0	0
Total	0	0

TIBRS Group B Arrests		
Offense	Adult	Juvenile
Bad Checks	0	0
Curfew/Vagrancy	0	0
Disorderly Conduct	0	0
DUI	0	0
Drunkenness	1	0
Family-Non Violent	0	0
Liquor Law Violations	0	0
Peeping Tom	0	0
Trespass	0	0
All Other Offenses	1	0
Total Group B	2	0

TIBRS Group A Offenses	Offenses		Arrests	
	Reported	Cleared	Adult	Juvenile
Crimes Against Persons				
Murder	0	0	0	0
Negligent Manslaughter	0	0	0	0
Kidnapping/Abduction	0	0	0	0
Forcible Rape	0	0	0	0
Forcible Sodomy	0	0	0	0
Sexual Assault W/Object	0	0	0	0
Forcible Fondling	0	0	0	0
Incest	0	0	0	0
Statutory Rape	0	0	0	0
Aggravated Assault	0	0	0	0
Simple Assault	0	0	0	0
Intimidation	0	0	0	0
Stalking	0	0	0	0
Commercial Sex Acts	0	0	0	0
Involuntary Servitude	0	0	0	0
Crimes Against Property				
Arson	0	0	0	0
Bribery	0	0	0	0
Burglary	1	0	0	0
Counterfeiting/Forgery	0	0	0	0
Destruction/Damage/Vandalism	0	0	0	0
Embezzlement	0	0	0	0
Extortion/Blackmail	0	0	0	0
Fraud - False Pretenses	0	0	0	0
Fraud - Credit Card/ATM	0	0	0	0
Fraud - Impersonation	0	0	0	0
Fraud - Welfare	0	0	0	0
Fraud - Wire	0	0	0	0
Motor Vehicle Theft	0	0	0	0
Robbery	0	0	0	0
Stolen Property Offenses	0	0	0	0
Theft - Pocket-picking	0	0	0	0
Theft - Purse Snatching	0	0	0	0
Theft - Shoplifting	0	0	0	0
Theft From Building	1	0	0	0
Theft From Coin Machine	0	0	0	0
Theft From Motor Vehicle	0	0	0	0
Theft of Motor Vehicle Parts	0	0	0	0
Theft - All Other Larceny	0	0	0	0
Crimes Against Society				
Drug/Narcotic Violations	0	0	0	0
Drug/Narcotic Equipment Violations	0	0	0	0
Gambling - Betting/Wagering	0	0	0	0
Gambling - Operating/Promoting	0	0	0	0
Gambling - Equipment Violations	0	0	0	0
Gambling - Sports Tampering	0	0	0	0
Pornography/Obscene Material	0	0	0	0
Prostitution	0	0	0	0
Prostitution Assisting/Promoting	0	0	0	0
Purchasing Prostitution	0	0	0	0
Weapon Law Violations	0	0	0	0
Total Group A Offenses	2	0	0	0



2012 Population Estimate	N/A
Offense Overview	
Offense Total	0
Number Cleared	0
Percent Cleared	0.00 %
Group A Crimes per 100,000 population	N/A
Arrest Overview	
Total Arrests	0
Adult Arrests	0
Juvenile Arrests	0
Unknown Age	0
Arrests per 100,000 population	N/A
Average number offenses/incident	0.00

Domestic Violence Victims		
Offense	Reported	Cleared
Murder	0	0
Aggravated Assault	0	0
Simple Assault	0	0
Intimidation	0	0
Stalking	0	0
Forcible Rape	0	0
Forcible Sodomy	0	0
Sexual Assault W/Object	0	0
Forcible Fondling	0	0
Incest	0	0
Statutory Rape	0	0
Kidnapping/Abduction	0	0
Total	0	0

TIBRS Group B Arrests		
Offense	Adult	Juvenile
Bad Checks	0	0
Curfew/Vagrancy	0	0
Disorderly Conduct	0	0
DUI	0	0
Drunkenness	0	0
Family-Non Violent	0	0
Liquor Law Violations	0	0
Peeping Tom	0	0
Trespass	0	0
All Other Offenses	0	0
Total Group B	0	0

TIBRS Group A Offenses	Offenses		Arrests	
	Reported	Cleared	Adult	Juvenile
Crimes Against Persons				
Murder	0	0	0	0
Negligent Manslaughter	0	0	0	0
Kidnapping/Abduction	0	0	0	0
Forcible Rape	0	0	0	0
Forcible Sodomy	0	0	0	0
Sexual Assault W/Object	0	0	0	0
Forcible Fondling	0	0	0	0
Incest	0	0	0	0
Statutory Rape	0	0	0	0
Aggravated Assault	0	0	0	0
Simple Assault	0	0	0	0
Intimidation	0	0	0	0
Stalking	0	0	0	0
Commercial Sex Acts	0	0	0	0
Involuntary Servitude	0	0	0	0
Crimes Against Property				
Arson	0	0	0	0
Bribery	0	0	0	0
Burglary	0	0	0	0
Counterfeiting/Forgery	0	0	0	0
Destruction/Damage/Vandalism	0	0	0	0
Embezzlement	0	0	0	0
Extortion/Blackmail	0	0	0	0
Fraud - False Pretenses	0	0	0	0
Fraud - Credit Card/ATM	0	0	0	0
Fraud - Impersonation	0	0	0	0
Fraud - Welfare	0	0	0	0
Fraud - Wire	0	0	0	0
Motor Vehicle Theft	0	0	0	0
Robbery	0	0	0	0
Stolen Property Offenses	0	0	0	0
Theft - Pocket-picking	0	0	0	0
Theft - Purse Snatching	0	0	0	0
Theft - Shoplifting	0	0	0	0
Theft From Building	0	0	0	0
Theft From Coin Machine	0	0	0	0
Theft From Motor Vehicle	0	0	0	0
Theft of Motor Vehicle Parts	0	0	0	0
Theft - All Other Larceny	0	0	0	0
Crimes Against Society				
Drug/Narcotic Violations	0	0	0	0
Drug/Narcotic Equipment Violations	0	0	0	0
Gambling - Betting/Wagering	0	0	0	0
Gambling - Operating/Promoting	0	0	0	0
Gambling - Equipment Violations	0	0	0	0
Gambling - Sports Tampering	0	0	0	0
Pornography/Obscene Material	0	0	0	0
Prostitution	0	0	0	0
Prostitution Assisting/Promoting	0	0	0	0
Purchasing Prostitution	0	0	0	0
Weapon Law Violations	0	0	0	0
Total Group A Offenses	0	0	0	0



Cumberland Mountain State Park - 2013

2012 Population Estimate	N/A
Offense Overview	
Offense Total	0
Number Cleared	0
Percent Cleared	0.00 %
Group A Crimes per 100,000 population	N/A
Arrest Overview	
Total Arrests	0
Adult Arrests	0
Juvenile Arrests	0
Unknown Age	0
Arrests per 100,000 population	N/A
Average number offenses/incident	0.00

Domestic Violence Victims		
Offense	Reported	Cleared
Murder	0	0
Aggravated Assault	0	0
Simple Assault	0	0
Intimidation	0	0
Stalking	0	0
Forcible Rape	0	0
Forcible Sodomy	0	0
Sexual Assault W/Object	0	0
Forcible Fondling	0	0
Incest	0	0
Statutory Rape	0	0
Kidnapping/Abduction	0	0
Total	0	0

TIBRS Group B Arrests		
Offense	Adult	Juvenile
Bad Checks	0	0
Curfew/Vagrancy	0	0
Disorderly Conduct	0	0
DUI	0	0
Drunkenness	0	0
Family-Non Violent	0	0
Liquor Law Violations	0	0
Peeping Tom	0	0
Trespass	0	0
All Other Offenses	0	0
Total Group B	0	0

TIBRS Group A Offenses	Offenses		Arrests	
	Reported	Cleared	Adult	Juvenile
Crimes Against Persons				
Murder	0	0	0	0
Negligent Manslaughter	0	0	0	0
Kidnapping/Abduction	0	0	0	0
Forcible Rape	0	0	0	0
Forcible Sodomy	0	0	0	0
Sexual Assault W/Object	0	0	0	0
Forcible Fondling	0	0	0	0
Incest	0	0	0	0
Statutory Rape	0	0	0	0
Aggravated Assault	0	0	0	0
Simple Assault	0	0	0	0
Intimidation	0	0	0	0
Stalking	0	0	0	0
Commercial Sex Acts	0	0	0	0
Involuntary Servitude	0	0	0	0
Crimes Against Property				
Arson	0	0	0	0
Bribery	0	0	0	0
Burglary	0	0	0	0
Counterfeiting/Forgery	0	0	0	0
Destruction/Damage/Vandalism	0	0	0	0
Embezzlement	0	0	0	0
Extortion/Blackmail	0	0	0	0
Fraud - False Pretenses	0	0	0	0
Fraud - Credit Card/ATM	0	0	0	0
Fraud - Impersonation	0	0	0	0
Fraud - Welfare	0	0	0	0
Fraud - Wire	0	0	0	0
Motor Vehicle Theft	0	0	0	0
Robbery	0	0	0	0
Stolen Property Offenses	0	0	0	0
Theft - Pocket-picking	0	0	0	0
Theft - Purse Snatching	0	0	0	0
Theft - Shoplifting	0	0	0	0
Theft From Building	0	0	0	0
Theft From Coin Machine	0	0	0	0
Theft From Motor Vehicle	0	0	0	0
Theft of Motor Vehicle Parts	0	0	0	0
Theft - All Other Larceny	0	0	0	0
Crimes Against Society				
Drug/Narcotic Violations	0	0	0	0
Drug/Narcotic Equipment Violations	0	0	0	0
Gambling - Betting/Wagering	0	0	0	0
Gambling - Operating/Promoting	0	0	0	0
Gambling - Equipment Violations	0	0	0	0
Gambling - Sports Tampering	0	0	0	0
Pornography/Obscene Material	0	0	0	0
Prostitution	0	0	0	0
Prostitution Assisting/Promoting	0	0	0	0
Purchasing Prostitution	0	0	0	0
Weapon Law Violations	0	0	0	0
Total Group A Offenses	0	0	0	0



Cumberland Trail State Park - 2013

2012 Population Estimate	N/A
Offense Overview	
Offense Total	7
Number Cleared	3
Percent Cleared	42.86 %
Group A Crimes per 100,000 population	N/A
Arrest Overview	
Total Arrests	9
Adult Arrests	8
Juvenile Arrests	1
Unknown Age	0
Arrests per 100,000 population	N/A
Average number offenses/incident	1.00

Domestic Violence Victims		
Offense	Reported	Cleared
Murder	0	0
Aggravated Assault	0	0
Simple Assault	0	0
Intimidation	0	0
Stalking	0	0
Forcible Rape	0	0
Forcible Sodomy	0	0
Sexual Assault W/Object	0	0
Forcible Fondling	0	0
Incest	0	0
Statutory Rape	0	0
Kidnapping/Abduction	0	0
Total	0	0

TIBRS Group B Arrests		
Offense	Adult	Juvenile
Bad Checks	0	0
Curfew/Vagrancy	0	0
Disorderly Conduct	1	1
DUI	0	0
Drunkenness	0	0
Family-Non Violent	0	0
Liquor Law Violations	1	0
Peeping Tom	0	0
Trespass	0	0
All Other Offenses	2	0
Total Group B	4	1

TIBRS Group A Offenses	Offenses		Arrests	
	Reported	Cleared	Adult	Juvenile
Crimes Against Persons				
Murder	0	0	0	0
Negligent Manslaughter	0	0	0	0
Kidnapping/Abduction	0	0	0	0
Forcible Rape	0	0	0	0
Forcible Sodomy	0	0	0	0
Sexual Assault W/Object	0	0	0	0
Forcible Fondling	0	0	0	0
Incest	0	0	0	0
Statutory Rape	0	0	0	0
Aggravated Assault	0	0	0	0
Simple Assault	0	0	0	0
Intimidation	0	0	0	0
Stalking	0	0	0	0
Commercial Sex Acts	0	0	0	0
Involuntary Servitude	0	0	0	0
Crimes Against Property				
Arson	0	0	0	0
Bribery	0	0	0	0
Burglary	0	0	0	0
Counterfeiting/Forgery	0	0	0	0
Destruction/Damage/Vandalism	1	0	0	0
Embezzlement	0	0	0	0
Extortion/Blackmail	0	0	0	0
Fraud - False Pretenses	0	0	0	0
Fraud - Credit Card/ATM	0	0	0	0
Fraud - Impersonation	0	0	0	0
Fraud - Welfare	0	0	0	0
Fraud - Wire	0	0	0	0
Motor Vehicle Theft	0	0	0	0
Robbery	0	0	0	0
Stolen Property Offenses	0	0	0	0
Theft - Pocket-picking	0	0	0	0
Theft - Purse Snatching	0	0	0	0
Theft - Shoplifting	0	0	0	0
Theft From Building	0	0	0	0
Theft From Coin Machine	0	0	0	0
Theft From Motor Vehicle	3	0	0	0
Theft of Motor Vehicle Parts	0	0	0	0
Theft - All Other Larceny	0	0	0	0
Crimes Against Society				
Drug/Narcotic Violations	2	2	3	0
Drug/Narcotic Equipment Violations	1	1	1	0
Gambling - Betting/Wagering	0	0	0	0
Gambling - Operating/Promoting	0	0	0	0
Gambling - Equipment Violations	0	0	0	0
Gambling - Sports Tampering	0	0	0	0
Pornography/Obscene Material	0	0	0	0
Prostitution	0	0	0	0
Prostitution Assisting/Promoting	0	0	0	0
Purchasing Prostitution	0	0	0	0
Weapon Law Violations	0	0	0	0
Total Group A Offenses	7	3	4	0



Cummins Fall State Park - 2013

2012 Population Estimate	N/A
Offense Overview	
Offense Total	3
Number Cleared	3
Percent Cleared	100.00 %
Group A Crimes per 100,000 population	N/A
Arrest Overview	
Total Arrests	5
Adult Arrests	5
Juvenile Arrests	0
Unknown Age	0
Arrests per 100,000 population	N/A
Average number offenses/incident	1.00

Domestic Violence Victims		
Offense	Reported	Cleared
Murder	0	0
Aggravated Assault	0	0
Simple Assault	0	0
Intimidation	0	0
Stalking	0	0
Forcible Rape	0	0
Forcible Sodomy	0	0
Sexual Assault W/Object	0	0
Forcible Fondling	0	0
Incest	0	0
Statutory Rape	0	0
Kidnapping/Abduction	0	0
Total	0	0

TIBRS Group B Arrests		
Offense	Adult	Juvenile
Bad Checks	0	0
Curfew/Vagrancy	0	0
Disorderly Conduct	0	0
DUI	0	0
Drunkenness	1	0
Family-Non Violent	0	0
Liquor Law Violations	0	0
Peeping Tom	0	0
Trespass	1	0
All Other Offenses	0	0
Total Group B	2	0

TIBRS Group A Offenses	Offenses		Arrests	
	Reported	Cleared	Adult	Juvenile
Crimes Against Persons				
Murder	0	0	0	0
Negligent Manslaughter	0	0	0	0
Kidnapping/Abduction	0	0	0	0
Forcible Rape	0	0	0	0
Forcible Sodomy	0	0	0	0
Sexual Assault W/Object	0	0	0	0
Forcible Fondling	0	0	0	0
Incest	0	0	0	0
Statutory Rape	0	0	0	0
Aggravated Assault	0	0	0	0
Simple Assault	0	0	0	0
Intimidation	0	0	0	0
Stalking	0	0	0	0
Commercial Sex Acts	0	0	0	0
Involuntary Servitude	0	0	0	0
Crimes Against Property				
Arson	0	0	0	0
Bribery	0	0	0	0
Burglary	0	0	0	0
Counterfeiting/Forgery	0	0	0	0
Destruction/Damage/Vandalism	0	0	0	0
Embezzlement	0	0	0	0
Extortion/Blackmail	0	0	0	0
Fraud - False Pretenses	0	0	0	0
Fraud - Credit Card/ATM	0	0	0	0
Fraud - Impersonation	0	0	0	0
Fraud - Welfare	0	0	0	0
Fraud - Wire	0	0	0	0
Motor Vehicle Theft	0	0	0	0
Robbery	0	0	0	0
Stolen Property Offenses	0	0	0	0
Theft - Pocket-picking	0	0	0	0
Theft - Purse Snatching	0	0	0	0
Theft - Shoplifting	0	0	0	0
Theft From Building	0	0	0	0
Theft From Coin Machine	0	0	0	0
Theft From Motor Vehicle	0	0	0	0
Theft of Motor Vehicle Parts	0	0	0	0
Theft - All Other Larceny	0	0	0	0
Crimes Against Society				
Drug/Narcotic Violations	1	1	1	0
Drug/Narcotic Equipment Violations	1	1	1	0
Gambling - Betting/Wagering	0	0	0	0
Gambling - Operating/Promoting	0	0	0	0
Gambling - Equipment Violations	0	0	0	0
Gambling - Sports Tampering	0	0	0	0
Pornography/Obscene Material	0	0	0	0
Prostitution	0	0	0	0
Prostitution Assisting/Promoting	0	0	0	0
Purchasing Prostitution	0	0	0	0
Weapon Law Violations	1	1	1	0
Total Group A Offenses	3	3	3	0



2012 Population Estimate	N/A
Offense Overview	
Offense Total	2
Number Cleared	2
Percent Cleared	100.00 %
Group A Crimes per 100,000 population	N/A
Arrest Overview	
Total Arrests	1
Adult Arrests	1
Juvenile Arrests	0
Unknown Age	0
Arrests per 100,000 population	N/A
Average number offenses/incident	2.00

Domestic Violence Victims		
Offense	Reported	Cleared
Murder	0	0
Aggravated Assault	1	1
Simple Assault	0	0
Intimidation	0	0
Stalking	0	0
Forcible Rape	0	0
Forcible Sodomy	0	0
Sexual Assault W/Object	0	0
Forcible Fondling	0	0
Incest	0	0
Statutory Rape	0	0
Kidnapping/Abduction	0	0
Total	1	1

TIBRS Group B Arrests		
Offense	Adult	Juvenile
Bad Checks	0	0
Curfew/Vagrancy	0	0
Disorderly Conduct	0	0
DUI	0	0
Drunkenness	0	0
Family-Non Violent	0	0
Liquor Law Violations	0	0
Peeping Tom	0	0
Trespass	0	0
All Other Offenses	0	0
Total Group B	0	0

TIBRS Group A Offenses	Offenses		Arrests	
	Reported	Cleared	Adult	Juvenile
Crimes Against Persons				
Murder	0	0	0	0
Negligent Manslaughter	0	0	0	0
Kidnapping/Abduction	0	0	0	0
Forcible Rape	0	0	0	0
Forcible Sodomy	0	0	0	0
Sexual Assault W/Object	0	0	0	0
Forcible Fondling	0	0	0	0
Incest	0	0	0	0
Statutory Rape	0	0	0	0
Aggravated Assault	2	2	1	0
Simple Assault	0	0	0	0
Intimidation	0	0	0	0
Stalking	0	0	0	0
Commercial Sex Acts	0	0	0	0
Involuntary Servitude	0	0	0	0
Crimes Against Property				
Arson	0	0	0	0
Bribery	0	0	0	0
Burglary	0	0	0	0
Counterfeiting/Forgery	0	0	0	0
Destruction/Damage/Vandalism	0	0	0	0
Embezzlement	0	0	0	0
Extortion/Blackmail	0	0	0	0
Fraud - False Pretenses	0	0	0	0
Fraud - Credit Card/ATM	0	0	0	0
Fraud - Impersonation	0	0	0	0
Fraud - Welfare	0	0	0	0
Fraud - Wire	0	0	0	0
Motor Vehicle Theft	0	0	0	0
Robbery	0	0	0	0
Stolen Property Offenses	0	0	0	0
Theft - Pocket-picking	0	0	0	0
Theft - Purse Snatching	0	0	0	0
Theft - Shoplifting	0	0	0	0
Theft From Building	0	0	0	0
Theft From Coin Machine	0	0	0	0
Theft From Motor Vehicle	0	0	0	0
Theft of Motor Vehicle Parts	0	0	0	0
Theft - All Other Larceny	0	0	0	0
Crimes Against Society				
Drug/Narcotic Violations	0	0	0	0
Drug/Narcotic Equipment Violations	0	0	0	0
Gambling - Betting/Wagering	0	0	0	0
Gambling - Operating/Promoting	0	0	0	0
Gambling - Equipment Violations	0	0	0	0
Gambling - Sports Tampering	0	0	0	0
Pornography/Obscene Material	0	0	0	0
Prostitution	0	0	0	0
Prostitution Assisting/Promoting	0	0	0	0
Purchasing Prostitution	0	0	0	0
Weapon Law Violations	0	0	0	0
Total Group A Offenses	2	2	1	0



Davy Crockett Birthplace State Park - 2013

2012 Population Estimate	N/A
Offense Overview	
Offense Total	1
Number Cleared	0
Percent Cleared	0.00 %
Group A Crimes per 100,000 population	N/A
Arrest Overview	
Total Arrests	1
Adult Arrests	1
Juvenile Arrests	0
Unknown Age	0
Arrests per 100,000 population	N/A
Average number offenses/incident	1.00

Domestic Violence Victims		
Offense	Reported	Cleared
Murder	0	0
Aggravated Assault	0	0
Simple Assault	0	0
Intimidation	0	0
Stalking	0	0
Forcible Rape	0	0
Forcible Sodomy	0	0
Sexual Assault W/Object	0	0
Forcible Fondling	0	0
Incest	0	0
Statutory Rape	0	0
Kidnapping/Abduction	0	0
Total	0	0

TIBRS Group B Arrests		
Offense	Adult	Juvenile
Bad Checks	0	0
Curfew/Vagrancy	0	0
Disorderly Conduct	0	0
DUI	1	0
Drunkenness	0	0
Family-Non Violent	0	0
Liquor Law Violations	0	0
Peeping Tom	0	0
Trespass	0	0
All Other Offenses	0	0
Total Group B	1	0

TIBRS Group A Offenses	Offenses		Arrests	
	Reported	Cleared	Adult	Juvenile
Crimes Against Persons				
Murder	0	0	0	0
Negligent Manslaughter	0	0	0	0
Kidnapping/Abduction	0	0	0	0
Forcible Rape	0	0	0	0
Forcible Sodomy	0	0	0	0
Sexual Assault W/Object	0	0	0	0
Forcible Fondling	0	0	0	0
Incest	0	0	0	0
Statutory Rape	0	0	0	0
Aggravated Assault	0	0	0	0
Simple Assault	0	0	0	0
Intimidation	0	0	0	0
Stalking	0	0	0	0
Commercial Sex Acts	0	0	0	0
Involuntary Servitude	0	0	0	0
Crimes Against Property				
Arson	0	0	0	0
Bribery	0	0	0	0
Burglary	0	0	0	0
Counterfeiting/Forgery	0	0	0	0
Destruction/Damage/Vandalism	0	0	0	0
Embezzlement	0	0	0	0
Extortion/Blackmail	0	0	0	0
Fraud - False Pretenses	0	0	0	0
Fraud - Credit Card/ATM	0	0	0	0
Fraud - Impersonation	0	0	0	0
Fraud - Welfare	0	0	0	0
Fraud - Wire	0	0	0	0
Motor Vehicle Theft	0	0	0	0
Robbery	0	0	0	0
Stolen Property Offenses	0	0	0	0
Theft - Pocket-picking	0	0	0	0
Theft - Purse Snatching	0	0	0	0
Theft - Shoplifting	0	0	0	0
Theft From Building	0	0	0	0
Theft From Coin Machine	0	0	0	0
Theft From Motor Vehicle	0	0	0	0
Theft of Motor Vehicle Parts	0	0	0	0
Theft - All Other Larceny	1	0	0	0
Crimes Against Society				
Drug/Narcotic Violations	0	0	0	0
Drug/Narcotic Equipment Violations	0	0	0	0
Gambling - Betting/Wagering	0	0	0	0
Gambling - Operating/Promoting	0	0	0	0
Gambling - Equipment Violations	0	0	0	0
Gambling - Sports Tampering	0	0	0	0
Pornography/Obscene Material	0	0	0	0
Prostitution	0	0	0	0
Prostitution Assisting/Promoting	0	0	0	0
Purchasing Prostitution	0	0	0	0
Weapon Law Violations	0	0	0	0
Total Group A Offenses	1	0	0	0



Dunbar Cave Natural Area - 2013

2012 Population Estimate	N/A
Offense Overview	
Offense Total	2
Number Cleared	0
Percent Cleared	0.00 %
Group A Crimes per 100,000 population	N/A
Arrest Overview	
Total Arrests	0
Adult Arrests	0
Juvenile Arrests	0
Unknown Age	0
Arrests per 100,000 population	N/A
Average number offenses/incident	1.00

Domestic Violence Victims		
Offense	Reported	Cleared
Murder	0	0
Aggravated Assault	0	0
Simple Assault	0	0
Intimidation	0	0
Stalking	0	0
Forcible Rape	0	0
Forcible Sodomy	0	0
Sexual Assault W/Object	0	0
Forcible Fondling	0	0
Incest	0	0
Statutory Rape	0	0
Kidnapping/Abduction	0	0
Total	0	0

TIBRS Group B Arrests		
Offense	Adult	Juvenile
Bad Checks	0	0
Curfew/Vagrancy	0	0
Disorderly Conduct	0	0
DUI	0	0
Drunkenness	0	0
Family-Non Violent	0	0
Liquor Law Violations	0	0
Peeping Tom	0	0
Trespass	0	0
All Other Offenses	0	0
Total Group B	0	0

TIBRS Group A Offenses	Offenses		Arrests	
	Reported	Cleared	Adult	Juvenile
Crimes Against Persons				
Murder	0	0	0	0
Negligent Manslaughter	0	0	0	0
Kidnapping/Abduction	0	0	0	0
Forcible Rape	0	0	0	0
Forcible Sodomy	0	0	0	0
Sexual Assault W/Object	0	0	0	0
Forcible Fondling	0	0	0	0
Incest	0	0	0	0
Statutory Rape	0	0	0	0
Aggravated Assault	0	0	0	0
Simple Assault	0	0	0	0
Intimidation	0	0	0	0
Stalking	0	0	0	0
Commercial Sex Acts	0	0	0	0
Involuntary Servitude	0	0	0	0
Crimes Against Property				
Arson	0	0	0	0
Bribery	0	0	0	0
Burglary	0	0	0	0
Counterfeiting/Forgery	0	0	0	0
Destruction/Damage/Vandalism	2	0	0	0
Embezzlement	0	0	0	0
Extortion/Blackmail	0	0	0	0
Fraud - False Pretenses	0	0	0	0
Fraud - Credit Card/ATM	0	0	0	0
Fraud - Impersonation	0	0	0	0
Fraud - Welfare	0	0	0	0
Fraud - Wire	0	0	0	0
Motor Vehicle Theft	0	0	0	0
Robbery	0	0	0	0
Stolen Property Offenses	0	0	0	0
Theft - Pocket-picking	0	0	0	0
Theft - Purse Snatching	0	0	0	0
Theft - Shoplifting	0	0	0	0
Theft From Building	0	0	0	0
Theft From Coin Machine	0	0	0	0
Theft From Motor Vehicle	0	0	0	0
Theft of Motor Vehicle Parts	0	0	0	0
Theft - All Other Larceny	0	0	0	0
Crimes Against Society				
Drug/Narcotic Violations	0	0	0	0
Drug/Narcotic Equipment Violations	0	0	0	0
Gambling - Betting/Wagering	0	0	0	0
Gambling - Operating/Promoting	0	0	0	0
Gambling - Equipment Violations	0	0	0	0
Gambling - Sports Tampering	0	0	0	0
Pornography/Obscene Material	0	0	0	0
Prostitution	0	0	0	0
Prostitution Assisting/Promoting	0	0	0	0
Purchasing Prostitution	0	0	0	0
Weapon Law Violations	0	0	0	0
Total Group A Offenses	2	0	0	0



2012 Population Estimate	N/A
Offense Overview	
Offense Total	0
Number Cleared	0
Percent Cleared	0.00 %
Group A Crimes per 100,000 population	N/A
Arrest Overview	
Total Arrests	2
Adult Arrests	2
Juvenile Arrests	0
Unknown Age	0
Arrests per 100,000 population	N/A
Average number offenses/incident	0.00

Domestic Violence Victims		
Offense	Reported	Cleared
Murder	0	0
Aggravated Assault	0	0
Simple Assault	0	0
Intimidation	0	0
Stalking	0	0
Forcible Rape	0	0
Forcible Sodomy	0	0
Sexual Assault W/Object	0	0
Forcible Fondling	0	0
Incest	0	0
Statutory Rape	0	0
Kidnapping/Abduction	0	0
Total	0	0

TIBRS Group B Arrests		
Offense	Adult	Juvenile
Bad Checks	0	0
Curfew/Vagrancy	0	0
Disorderly Conduct	0	0
DUI	2	0
Drunkenness	0	0
Family-Non Violent	0	0
Liquor Law Violations	0	0
Peeping Tom	0	0
Trespass	0	0
All Other Offenses	0	0
Total Group B	2	0

TIBRS Group A Offenses	Offenses		Arrests	
	Reported	Cleared	Adult	Juvenile
Crimes Against Persons				
Murder	0	0	0	0
Negligent Manslaughter	0	0	0	0
Kidnapping/Abduction	0	0	0	0
Forcible Rape	0	0	0	0
Forcible Sodomy	0	0	0	0
Sexual Assault W/Object	0	0	0	0
Forcible Fondling	0	0	0	0
Incest	0	0	0	0
Statutory Rape	0	0	0	0
Aggravated Assault	0	0	0	0
Simple Assault	0	0	0	0
Intimidation	0	0	0	0
Stalking	0	0	0	0
Commercial Sex Acts	0	0	0	0
Involuntary Servitude	0	0	0	0
Crimes Against Property				
Arson	0	0	0	0
Bribery	0	0	0	0
Burglary	0	0	0	0
Counterfeiting/Forgery	0	0	0	0
Destruction/Damage/Vandalism	0	0	0	0
Embezzlement	0	0	0	0
Extortion/Blackmail	0	0	0	0
Fraud - False Pretenses	0	0	0	0
Fraud - Credit Card/ATM	0	0	0	0
Fraud - Impersonation	0	0	0	0
Fraud - Welfare	0	0	0	0
Fraud - Wire	0	0	0	0
Motor Vehicle Theft	0	0	0	0
Robbery	0	0	0	0
Stolen Property Offenses	0	0	0	0
Theft - Pocket-picking	0	0	0	0
Theft - Purse Snatching	0	0	0	0
Theft - Shoplifting	0	0	0	0
Theft From Building	0	0	0	0
Theft From Coin Machine	0	0	0	0
Theft From Motor Vehicle	0	0	0	0
Theft of Motor Vehicle Parts	0	0	0	0
Theft - All Other Larceny	0	0	0	0
Crimes Against Society				
Drug/Narcotic Violations	0	0	0	0
Drug/Narcotic Equipment Violations	0	0	0	0
Gambling - Betting/Wagering	0	0	0	0
Gambling - Operating/Promoting	0	0	0	0
Gambling - Equipment Violations	0	0	0	0
Gambling - Sports Tampering	0	0	0	0
Pornography/Obscene Material	0	0	0	0
Prostitution	0	0	0	0
Prostitution Assisting/Promoting	0	0	0	0
Purchasing Prostitution	0	0	0	0
Weapon Law Violations	0	0	0	0
Total Group A Offenses	0	0	0	0



Fall Creek Falls State Park - 2013

2012 Population Estimate	N/A
Offense Overview	
Offense Total	9
Number Cleared	2
Percent Cleared	22.22 %
Group A Crimes per 100,000 population	N/A
Arrest Overview	
Total Arrests	5
Adult Arrests	4
Juvenile Arrests	1
Unknown Age	0
Arrests per 100,000 population	N/A
Average number offenses/incident	1.00

Domestic Violence Victims		
Offense	Reported	Cleared
Murder	0	0
Aggravated Assault	0	0
Simple Assault	0	0
Intimidation	0	0
Stalking	0	0
Forcible Rape	0	0
Forcible Sodomy	0	0
Sexual Assault W/Object	0	0
Forcible Fondling	1	0
Incest	0	0
Statutory Rape	0	0
Kidnapping/Abduction	0	0
Total	1	0

TIBRS Group B Arrests		
Offense	Adult	Juvenile
Bad Checks	0	0
Curfew/Vagrancy	0	0
Disorderly Conduct	0	0
DUI	0	0
Drunkenness	0	0
Family-Non Violent	0	0
Liquor Law Violations	0	0
Peeping Tom	0	0
Trespass	0	0
All Other Offenses	1	0
Total Group B	1	0

TIBRS Group A Offenses	Offenses		Arrests	
	Reported	Cleared	Adult	Juvenile
Crimes Against Persons				
Murder	0	0	0	0
Negligent Manslaughter	0	0	0	0
Kidnapping/Abduction	0	0	0	0
Forcible Rape	0	0	0	0
Forcible Sodomy	0	0	0	0
Sexual Assault W/Object	0	0	0	0
Forcible Fondling	1	0	0	0
Incest	0	0	0	0
Statutory Rape	0	0	0	0
Aggravated Assault	0	0	0	0
Simple Assault	0	0	0	0
Intimidation	0	0	0	0
Stalking	0	0	0	0
Commercial Sex Acts	0	0	0	0
Involuntary Servitude	0	0	0	0
Crimes Against Property				
Arson	0	0	0	0
Bribery	0	0	0	0
Burglary	0	0	0	0
Counterfeiting/Forgery	0	0	0	0
Destruction/Damage/Vandalism	0	0	0	0
Embezzlement	0	0	0	0
Extortion/Blackmail	0	0	0	0
Fraud - False Pretenses	0	0	0	0
Fraud - Credit Card/ATM	0	0	0	0
Fraud - Impersonation	0	0	0	0
Fraud - Welfare	0	0	0	0
Fraud - Wire	0	0	0	0
Motor Vehicle Theft	0	0	0	0
Robbery	0	0	0	0
Stolen Property Offenses	0	0	0	0
Theft - Pocket-picking	0	0	0	0
Theft - Purse Snatching	0	0	0	0
Theft - Shoplifting	0	0	0	0
Theft From Building	2	0	0	0
Theft From Coin Machine	0	0	0	0
Theft From Motor Vehicle	2	0	0	0
Theft of Motor Vehicle Parts	0	0	0	0
Theft - All Other Larceny	3	1	2	1
Crimes Against Society				
Drug/Narcotic Violations	0	0	0	0
Drug/Narcotic Equipment Violations	0	0	0	0
Gambling - Betting/Wagering	0	0	0	0
Gambling - Operating/Promoting	0	0	0	0
Gambling - Equipment Violations	0	0	0	0
Gambling - Sports Tampering	0	0	0	0
Pornography/Obscene Material	0	0	0	0
Prostitution	0	0	0	0
Prostitution Assisting/Promoting	0	0	0	0
Purchasing Prostitution	0	0	0	0
Weapon Law Violations	1	1	1	0
Total Group A Offenses	9	2	3	1



2012 Population Estimate	N/A
Offense Overview	
Offense Total	1
Number Cleared	0
Percent Cleared	0.00 %
Group A Crimes per 100,000 population	N/A
Arrest Overview	
Total Arrests	0
Adult Arrests	0
Juvenile Arrests	0
Unknown Age	0
Arrests per 100,000 population	N/A
Average number offenses/incident	1.00

Domestic Violence Victims		
Offense	Reported	Cleared
Murder	0	0
Aggravated Assault	0	0
Simple Assault	1	0
Intimidation	0	0
Stalking	0	0
Forcible Rape	0	0
Forcible Sodomy	0	0
Sexual Assault W/Object	0	0
Forcible Fondling	0	0
Incest	0	0
Statutory Rape	0	0
Kidnapping/Abduction	0	0
Total	1	0

TIBRS Group B Arrests		
Offense	Adult	Juvenile
Bad Checks	0	0
Curfew/Vagrancy	0	0
Disorderly Conduct	0	0
DUI	0	0
Drunkenness	0	0
Family-Non Violent	0	0
Liquor Law Violations	0	0
Peeping Tom	0	0
Trespass	0	0
All Other Offenses	0	0
Total Group B	0	0

TIBRS Group A Offenses	Offenses		Arrests	
	Reported	Cleared	Adult	Juvenile
Crimes Against Persons				
Murder	0	0	0	0
Negligent Manslaughter	0	0	0	0
Kidnapping/Abduction	0	0	0	0
Forcible Rape	0	0	0	0
Forcible Sodomy	0	0	0	0
Sexual Assault W/Object	0	0	0	0
Forcible Fondling	0	0	0	0
Incest	0	0	0	0
Statutory Rape	0	0	0	0
Aggravated Assault	0	0	0	0
Simple Assault	1	0	0	0
Intimidation	0	0	0	0
Stalking	0	0	0	0
Commercial Sex Acts	0	0	0	0
Involuntary Servitude	0	0	0	0
Crimes Against Property				
Arson	0	0	0	0
Bribery	0	0	0	0
Burglary	0	0	0	0
Counterfeiting/Forgery	0	0	0	0
Destruction/Damage/Vandalism	0	0	0	0
Embezzlement	0	0	0	0
Extortion/Blackmail	0	0	0	0
Fraud - False Pretenses	0	0	0	0
Fraud - Credit Card/ATM	0	0	0	0
Fraud - Impersonation	0	0	0	0
Fraud - Welfare	0	0	0	0
Fraud - Wire	0	0	0	0
Motor Vehicle Theft	0	0	0	0
Robbery	0	0	0	0
Stolen Property Offenses	0	0	0	0
Theft - Pocket-picking	0	0	0	0
Theft - Purse Snatching	0	0	0	0
Theft - Shoplifting	0	0	0	0
Theft From Building	0	0	0	0
Theft From Coin Machine	0	0	0	0
Theft From Motor Vehicle	0	0	0	0
Theft of Motor Vehicle Parts	0	0	0	0
Theft - All Other Larceny	0	0	0	0
Crimes Against Society				
Drug/Narcotic Violations	0	0	0	0
Drug/Narcotic Equipment Violations	0	0	0	0
Gambling - Betting/Wagering	0	0	0	0
Gambling - Operating/Promoting	0	0	0	0
Gambling - Equipment Violations	0	0	0	0
Gambling - Sports Tampering	0	0	0	0
Pornography/Obscene Material	0	0	0	0
Prostitution	0	0	0	0
Prostitution Assisting/Promoting	0	0	0	0
Purchasing Prostitution	0	0	0	0
Weapon Law Violations	0	0	0	0
Total Group A Offenses	1	0	0	0



2012 Population Estimate	N/A
Offense Overview	
Offense Total	0
Number Cleared	0
Percent Cleared	0.00 %
Group A Crimes per 100,000 population	N/A
Arrest Overview	
Total Arrests	1
Adult Arrests	1
Juvenile Arrests	0
Unknown Age	0
Arrests per 100,000 population	N/A
Average number offenses/incident	0.00

Domestic Violence Victims		
Offense	Reported	Cleared
Murder	0	0
Aggravated Assault	0	0
Simple Assault	0	0
Intimidation	0	0
Stalking	0	0
Forcible Rape	0	0
Forcible Sodomy	0	0
Sexual Assault W/Object	0	0
Forcible Fondling	0	0
Incest	0	0
Statutory Rape	0	0
Kidnapping/Abduction	0	0
Total	0	0

TIBRS Group B Arrests		
Offense	Adult	Juvenile
Bad Checks	0	0
Curfew/Vagrancy	0	0
Disorderly Conduct	0	0
DUI	0	0
Drunkenness	0	0
Family-Non Violent	0	0
Liquor Law Violations	1	0
Peeping Tom	0	0
Trespass	0	0
All Other Offenses	0	0
Total Group B	1	0

TIBRS Group A Offenses	Offenses		Arrests	
	Reported	Cleared	Adult	Juvenile
Crimes Against Persons				
Murder	0	0	0	0
Negligent Manslaughter	0	0	0	0
Kidnapping/Abduction	0	0	0	0
Forcible Rape	0	0	0	0
Forcible Sodomy	0	0	0	0
Sexual Assault W/Object	0	0	0	0
Forcible Fondling	0	0	0	0
Incest	0	0	0	0
Statutory Rape	0	0	0	0
Aggravated Assault	0	0	0	0
Simple Assault	0	0	0	0
Intimidation	0	0	0	0
Stalking	0	0	0	0
Commercial Sex Acts	0	0	0	0
Involuntary Servitude	0	0	0	0
Crimes Against Property				
Arson	0	0	0	0
Bribery	0	0	0	0
Burglary	0	0	0	0
Counterfeiting/Forgery	0	0	0	0
Destruction/Damage/Vandalism	0	0	0	0
Embezzlement	0	0	0	0
Extortion/Blackmail	0	0	0	0
Fraud - False Pretenses	0	0	0	0
Fraud - Credit Card/ATM	0	0	0	0
Fraud - Impersonation	0	0	0	0
Fraud - Welfare	0	0	0	0
Fraud - Wire	0	0	0	0
Motor Vehicle Theft	0	0	0	0
Robbery	0	0	0	0
Stolen Property Offenses	0	0	0	0
Theft - Pocket-picking	0	0	0	0
Theft - Purse Snatching	0	0	0	0
Theft - Shoplifting	0	0	0	0
Theft From Building	0	0	0	0
Theft From Coin Machine	0	0	0	0
Theft From Motor Vehicle	0	0	0	0
Theft of Motor Vehicle Parts	0	0	0	0
Theft - All Other Larceny	0	0	0	0
Crimes Against Society				
Drug/Narcotic Violations	0	0	0	0
Drug/Narcotic Equipment Violations	0	0	0	0
Gambling - Betting/Wagering	0	0	0	0
Gambling - Operating/Promoting	0	0	0	0
Gambling - Equipment Violations	0	0	0	0
Gambling - Sports Tampering	0	0	0	0
Pornography/Obscene Material	0	0	0	0
Prostitution	0	0	0	0
Prostitution Assisting/Promoting	0	0	0	0
Purchasing Prostitution	0	0	0	0
Weapon Law Violations	0	0	0	0
Total Group A Offenses	0	0	0	0



Frozen Head Natural Area - 2013

2012 Population Estimate	N/A
Offense Overview	
Offense Total	4
Number Cleared	2
Percent Cleared	50.00 %
Group A Crimes per 100,000 population	N/A
Arrest Overview	
Total Arrests	1
Adult Arrests	1
Juvenile Arrests	0
Unknown Age	0
Arrests per 100,000 population	N/A
Average number offenses/incident	1.33

Domestic Violence Victims		
Offense	Reported	Cleared
Murder	0	0
Aggravated Assault	0	0
Simple Assault	0	0
Intimidation	0	0
Stalking	0	0
Forcible Rape	0	0
Forcible Sodomy	0	0
Sexual Assault W/Object	0	0
Forcible Fondling	0	0
Incest	0	0
Statutory Rape	0	0
Kidnapping/Abduction	0	0
Total	0	0

TIBRS Group B Arrests		
Offense	Adult	Juvenile
Bad Checks	0	0
Curfew/Vagrancy	0	0
Disorderly Conduct	0	0
DUI	0	0
Drunkenness	0	0
Family-Non Violent	0	0
Liquor Law Violations	0	0
Peeping Tom	0	0
Trespass	0	0
All Other Offenses	0	0
Total Group B	0	0

TIBRS Group A Offenses	Offenses		Arrests	
	Reported	Cleared	Adult	Juvenile
Crimes Against Persons				
Murder	0	0	0	0
Negligent Manslaughter	0	0	0	0
Kidnapping/Abduction	0	0	0	0
Forcible Rape	0	0	0	0
Forcible Sodomy	0	0	0	0
Sexual Assault W/Object	0	0	0	0
Forcible Fondling	0	0	0	0
Incest	0	0	0	0
Statutory Rape	0	0	0	0
Aggravated Assault	0	0	0	0
Simple Assault	0	0	0	0
Intimidation	0	0	0	0
Stalking	0	0	0	0
Commercial Sex Acts	0	0	0	0
Involuntary Servitude	0	0	0	0
Crimes Against Property				
Arson	0	0	0	0
Bribery	0	0	0	0
Burglary	0	0	0	0
Counterfeiting/Forgery	0	0	0	0
Destruction/Damage/Vandalism	0	0	0	0
Embezzlement	0	0	0	0
Extortion/Blackmail	0	0	0	0
Fraud - False Pretenses	0	0	0	0
Fraud - Credit Card/ATM	0	0	0	0
Fraud - Impersonation	0	0	0	0
Fraud - Welfare	0	0	0	0
Fraud - Wire	0	0	0	0
Motor Vehicle Theft	0	0	0	0
Robbery	0	0	0	0
Stolen Property Offenses	0	0	0	0
Theft - Pocket-picking	0	0	0	0
Theft - Purse Snatching	0	0	0	0
Theft - Shoplifting	0	0	0	0
Theft From Building	1	0	0	0
Theft From Coin Machine	0	0	0	0
Theft From Motor Vehicle	0	0	0	0
Theft of Motor Vehicle Parts	0	0	0	0
Theft - All Other Larceny	1	0	0	0
Crimes Against Society				
Drug/Narcotic Violations	1	1	1	0
Drug/Narcotic Equipment Violations	0	0	0	0
Gambling - Betting/Wagering	0	0	0	0
Gambling - Operating/Promoting	0	0	0	0
Gambling - Equipment Violations	0	0	0	0
Gambling - Sports Tampering	0	0	0	0
Pornography/Obscene Material	0	0	0	0
Prostitution	0	0	0	0
Prostitution Assisting/Promoting	0	0	0	0
Purchasing Prostitution	0	0	0	0
Weapon Law Violations	1	1	0	0
Total Group A Offenses	4	2	1	0



Harpeth Scenic River & Narrows Historic Area - 2013

2012 Population Estimate	N/A
Offense Overview	
Offense Total	25
Number Cleared	0
Percent Cleared	0.00 %
Group A Crimes per 100,000 population	N/A
Arrest Overview	
Total Arrests	0
Adult Arrests	0
Juvenile Arrests	0
Unknown Age	0
Arrests per 100,000 population	N/A
Average number offenses/incident	1.32

Domestic Violence Victims		
Offense	Reported	Cleared
Murder	0	0
Aggravated Assault	0	0
Simple Assault	0	0
Intimidation	0	0
Stalking	0	0
Forcible Rape	0	0
Forcible Sodomy	0	0
Sexual Assault W/Object	0	0
Forcible Fondling	0	0
Incest	0	0
Statutory Rape	0	0
Kidnapping/Abduction	0	0
Total	0	0

TIBRS Group B Arrests		
Offense	Adult	Juvenile
Bad Checks	0	0
Curfew/Vagrancy	0	0
Disorderly Conduct	0	0
DUI	0	0
Drunkenness	0	0
Family-Non Violent	0	0
Liquor Law Violations	0	0
Peeping Tom	0	0
Trespass	0	0
All Other Offenses	0	0
Total Group B	0	0

TIBRS Group A Offenses	Offenses		Arrests	
	Reported	Cleared	Adult	Juvenile
Crimes Against Persons				
Murder	0	0	0	0
Negligent Manslaughter	0	0	0	0
Kidnapping/Abduction	0	0	0	0
Forcible Rape	0	0	0	0
Forcible Sodomy	0	0	0	0
Sexual Assault W/Object	0	0	0	0
Forcible Fondling	0	0	0	0
Incest	0	0	0	0
Statutory Rape	0	0	0	0
Aggravated Assault	0	0	0	0
Simple Assault	0	0	0	0
Intimidation	0	0	0	0
Stalking	0	0	0	0
Commercial Sex Acts	0	0	0	0
Involuntary Servitude	0	0	0	0
Crimes Against Property				
Arson	0	0	0	0
Bribery	0	0	0	0
Burglary	0	0	0	0
Counterfeiting/Forgery	0	0	0	0
Destruction/Damage/Vandalism	11	0	0	0
Embezzlement	0	0	0	0
Extortion/Blackmail	0	0	0	0
Fraud - False Pretenses	0	0	0	0
Fraud - Credit Card/ATM	0	0	0	0
Fraud - Impersonation	0	0	0	0
Fraud - Welfare	0	0	0	0
Fraud - Wire	0	0	0	0
Motor Vehicle Theft	0	0	0	0
Robbery	0	0	0	0
Stolen Property Offenses	0	0	0	0
Theft - Pocket-picking	0	0	0	0
Theft - Purse Snatching	0	0	0	0
Theft - Shoplifting	0	0	0	0
Theft From Building	0	0	0	0
Theft From Coin Machine	0	0	0	0
Theft From Motor Vehicle	11	0	0	0
Theft of Motor Vehicle Parts	0	0	0	0
Theft - All Other Larceny	3	0	0	0
Crimes Against Society				
Drug/Narcotic Violations	0	0	0	0
Drug/Narcotic Equipment Violations	0	0	0	0
Gambling - Betting/Wagering	0	0	0	0
Gambling - Operating/Promoting	0	0	0	0
Gambling - Equipment Violations	0	0	0	0
Gambling - Sports Tampering	0	0	0	0
Pornography/Obscene Material	0	0	0	0
Prostitution	0	0	0	0
Prostitution Assisting/Promoting	0	0	0	0
Purchasing Prostitution	0	0	0	0
Weapon Law Violations	0	0	0	0
Total Group A Offenses	25	0	0	0



Harrison Bay State Park - 2013

2012 Population Estimate	N/A
Offense Overview	
Offense Total	23
Number Cleared	1
Percent Cleared	4.35 %
Group A Crimes per 100,000 population	N/A
Arrest Overview	
Total Arrests	3
Adult Arrests	3
Juvenile Arrests	0
Unknown Age	0
Arrests per 100,000 population	N/A
Average number offenses/incident	1.05

Domestic Violence Victims		
Offense	Reported	Cleared
Murder	0	0
Aggravated Assault	0	0
Simple Assault	1	0
Intimidation	0	0
Stalking	0	0
Forcible Rape	0	0
Forcible Sodomy	0	0
Sexual Assault W/Object	0	0
Forcible Fondling	0	0
Incest	0	0
Statutory Rape	0	0
Kidnapping/Abduction	0	0
Total	1	0

TIBRS Group B Arrests		
Offense	Adult	Juvenile
Bad Checks	0	0
Curfew/Vagrancy	0	0
Disorderly Conduct	0	0
DUI	0	0
Drunkenness	1	0
Family-Non Violent	0	0
Liquor Law Violations	0	0
Peeping Tom	0	0
Trespass	0	0
All Other Offenses	1	0
Total Group B	2	0

TIBRS Group A Offenses	Offenses		Arrests	
	Reported	Cleared	Adult	Juvenile
Crimes Against Persons				
Murder	0	0	0	0
Negligent Manslaughter	0	0	0	0
Kidnapping/Abduction	0	0	0	0
Forcible Rape	0	0	0	0
Forcible Sodomy	0	0	0	0
Sexual Assault W/Object	0	0	0	0
Forcible Fondling	0	0	0	0
Incest	0	0	0	0
Statutory Rape	0	0	0	0
Aggravated Assault	0	0	0	0
Simple Assault	1	0	0	0
Intimidation	0	0	0	0
Stalking	0	0	0	0
Commercial Sex Acts	0	0	0	0
Involuntary Servitude	0	0	0	0
Crimes Against Property				
Arson	0	0	0	0
Bribery	0	0	0	0
Burglary	2	0	0	0
Counterfeiting/Forgery	0	0	0	0
Destruction/Damage/Vandalism	0	0	0	0
Embezzlement	0	0	0	0
Extortion/Blackmail	0	0	0	0
Fraud - False Pretenses	0	0	0	0
Fraud - Credit Card/ATM	0	0	0	0
Fraud - Impersonation	0	0	0	0
Fraud - Welfare	0	0	0	0
Fraud - Wire	0	0	0	0
Motor Vehicle Theft	0	0	0	0
Robbery	0	0	0	0
Stolen Property Offenses	0	0	0	0
Theft - Pocket-picking	0	0	0	0
Theft - Purse Snatching	0	0	0	0
Theft - Shoplifting	0	0	0	0
Theft From Building	2	0	0	0
Theft From Coin Machine	0	0	0	0
Theft From Motor Vehicle	3	0	0	0
Theft of Motor Vehicle Parts	0	0	0	0
Theft - All Other Larceny	12	0	0	0
Crimes Against Society				
Drug/Narcotic Violations	1	0	0	0
Drug/Narcotic Equipment Violations	2	1	1	0
Gambling - Betting/Wagering	0	0	0	0
Gambling - Operating/Promoting	0	0	0	0
Gambling - Equipment Violations	0	0	0	0
Gambling - Sports Tampering	0	0	0	0
Pornography/Obscene Material	0	0	0	0
Prostitution	0	0	0	0
Prostitution Assisting/Promoting	0	0	0	0
Purchasing Prostitution	0	0	0	0
Weapon Law Violations	0	0	0	0
Total Group A Offenses	23	1	1	0



Henry Horton State Park - 2013

2012 Population Estimate	N/A
Offense Overview	
Offense Total	7
Number Cleared	1
Percent Cleared	14.29 %
Group A Crimes per 100,000 population	N/A
Arrest Overview	
Total Arrests	3
Adult Arrests	3
Juvenile Arrests	0
Unknown Age	0
Arrests per 100,000 population	N/A
Average number offenses/incident	1.00

Domestic Violence Victims		
Offense	Reported	Cleared
Murder	0	0
Aggravated Assault	0	0
Simple Assault	0	0
Intimidation	0	0
Stalking	0	0
Forcible Rape	0	0
Forcible Sodomy	0	0
Sexual Assault W/Object	0	0
Forcible Fondling	0	0
Incest	0	0
Statutory Rape	0	0
Kidnapping/Abduction	0	0
Total	0	0

TIBRS Group B Arrests		
Offense	Adult	Juvenile
Bad Checks	0	0
Curfew/Vagrancy	0	0
Disorderly Conduct	0	0
DUI	1	0
Drunkenness	1	0
Family-Non Violent	0	0
Liquor Law Violations	0	0
Peeping Tom	0	0
Trespass	0	0
All Other Offenses	0	0
Total Group B	2	0

TIBRS Group A Offenses	Offenses		Arrests	
	Reported	Cleared	Adult	Juvenile
Crimes Against Persons				
Murder	0	0	0	0
Negligent Manslaughter	0	0	0	0
Kidnapping/Abduction	0	0	0	0
Forcible Rape	0	0	0	0
Forcible Sodomy	0	0	0	0
Sexual Assault W/Object	0	0	0	0
Forcible Fondling	0	0	0	0
Incest	0	0	0	0
Statutory Rape	0	0	0	0
Aggravated Assault	0	0	0	0
Simple Assault	0	0	0	0
Intimidation	0	0	0	0
Stalking	0	0	0	0
Commercial Sex Acts	0	0	0	0
Involuntary Servitude	0	0	0	0
Crimes Against Property				
Arson	0	0	0	0
Bribery	0	0	0	0
Burglary	0	0	0	0
Counterfeiting/Forgery	0	0	0	0
Destruction/Damage/Vandalism	3	1	1	0
Embezzlement	0	0	0	0
Extortion/Blackmail	0	0	0	0
Fraud - False Pretenses	0	0	0	0
Fraud - Credit Card/ATM	0	0	0	0
Fraud - Impersonation	0	0	0	0
Fraud - Welfare	0	0	0	0
Fraud - Wire	0	0	0	0
Motor Vehicle Theft	0	0	0	0
Robbery	0	0	0	0
Stolen Property Offenses	0	0	0	0
Theft - Pocket-picking	0	0	0	0
Theft - Purse Snatching	0	0	0	0
Theft - Shoplifting	0	0	0	0
Theft From Building	3	0	0	0
Theft From Coin Machine	0	0	0	0
Theft From Motor Vehicle	1	0	0	0
Theft of Motor Vehicle Parts	0	0	0	0
Theft - All Other Larceny	0	0	0	0
Crimes Against Society				
Drug/Narcotic Violations	0	0	0	0
Drug/Narcotic Equipment Violations	0	0	0	0
Gambling - Betting/Wagering	0	0	0	0
Gambling - Operating/Promoting	0	0	0	0
Gambling - Equipment Violations	0	0	0	0
Gambling - Sports Tampering	0	0	0	0
Pornography/Obscene Material	0	0	0	0
Prostitution	0	0	0	0
Prostitution Assisting/Promoting	0	0	0	0
Purchasing Prostitution	0	0	0	0
Weapon Law Violations	0	0	0	0
Total Group A Offenses	7	1	1	0



Hiwassee and Ocoee State Scenic Rivers - 2013

2012 Population Estimate	N/A
Offense Overview	
Offense Total	6
Number Cleared	6
Percent Cleared	100.00 %
Group A Crimes per 100,000 population	N/A
Arrest Overview	
Total Arrests	13
Adult Arrests	12
Juvenile Arrests	1
Unknown Age	0
Arrests per 100,000 population	N/A
Average number offenses/incident	1.50

Domestic Violence Victims		
Offense	Reported	Cleared
Murder	0	0
Aggravated Assault	0	0
Simple Assault	0	0
Intimidation	0	0
Stalking	0	0
Forcible Rape	0	0
Forcible Sodomy	0	0
Sexual Assault W/Object	0	0
Forcible Fondling	0	0
Incest	0	0
Statutory Rape	0	0
Kidnapping/Abduction	0	0
Total	0	0

TIBRS Group B Arrests		
Offense	Adult	Juvenile
Bad Checks	0	0
Curfew/Vagrancy	0	0
Disorderly Conduct	1	0
DUI	0	0
Drunkenness	0	0
Family-Non Violent	0	0
Liquor Law Violations	6	1
Peeping Tom	0	0
Trespass	0	0
All Other Offenses	1	0
Total Group B	8	1

TIBRS Group A Offenses	Offenses		Arrests	
	Reported	Cleared	Adult	Juvenile
Crimes Against Persons				
Murder	0	0	0	0
Negligent Manslaughter	0	0	0	0
Kidnapping/Abduction	0	0	0	0
Forcible Rape	0	0	0	0
Forcible Sodomy	0	0	0	0
Sexual Assault W/Object	0	0	0	0
Forcible Fondling	0	0	0	0
Incest	0	0	0	0
Statutory Rape	0	0	0	0
Aggravated Assault	0	0	0	0
Simple Assault	0	0	0	0
Intimidation	0	0	0	0
Stalking	0	0	0	0
Commercial Sex Acts	0	0	0	0
Involuntary Servitude	0	0	0	0
Crimes Against Property				
Arson	0	0	0	0
Bribery	0	0	0	0
Burglary	0	0	0	0
Counterfeiting/Forgery	0	0	0	0
Destruction/Damage/Vandalism	1	1	1	0
Embezzlement	0	0	0	0
Extortion/Blackmail	0	0	0	0
Fraud - False Pretenses	0	0	0	0
Fraud - Credit Card/ATM	0	0	0	0
Fraud - Impersonation	0	0	0	0
Fraud - Welfare	0	0	0	0
Fraud - Wire	0	0	0	0
Motor Vehicle Theft	0	0	0	0
Robbery	0	0	0	0
Stolen Property Offenses	0	0	0	0
Theft - Pocket-picking	0	0	0	0
Theft - Purse Snatching	0	0	0	0
Theft - Shoplifting	0	0	0	0
Theft From Building	0	0	0	0
Theft From Coin Machine	0	0	0	0
Theft From Motor Vehicle	0	0	0	0
Theft of Motor Vehicle Parts	0	0	0	0
Theft - All Other Larceny	1	1	1	0
Crimes Against Society				
Drug/Narcotic Violations	2	2	2	0
Drug/Narcotic Equipment Violations	2	2	0	0
Gambling - Betting/Wagering	0	0	0	0
Gambling - Operating/Promoting	0	0	0	0
Gambling - Equipment Violations	0	0	0	0
Gambling - Sports Tampering	0	0	0	0
Pornography/Obscene Material	0	0	0	0
Prostitution	0	0	0	0
Prostitution Assisting/Promoting	0	0	0	0
Purchasing Prostitution	0	0	0	0
Weapon Law Violations	0	0	0	0
Total Group A Offenses	6	6	4	0



2012 Population Estimate	N/A
Offense Overview	
Offense Total	0
Number Cleared	0
Percent Cleared	0.00 %
Group A Crimes per 100,000 population	N/A
Arrest Overview	
Total Arrests	0
Adult Arrests	0
Juvenile Arrests	0
Unknown Age	0
Arrests per 100,000 population	N/A
Average number offenses/incident	0.00

Domestic Violence Victims		
Offense	Reported	Cleared
Murder	0	0
Aggravated Assault	0	0
Simple Assault	0	0
Intimidation	0	0
Stalking	0	0
Forcible Rape	0	0
Forcible Sodomy	0	0
Sexual Assault W/Object	0	0
Forcible Fondling	0	0
Incest	0	0
Statutory Rape	0	0
Kidnapping/Abduction	0	0
Total	0	0

TIBRS Group B Arrests		
Offense	Adult	Juvenile
Bad Checks	0	0
Curfew/Vagrancy	0	0
Disorderly Conduct	0	0
DUI	0	0
Drunkenness	0	0
Family-Non Violent	0	0
Liquor Law Violations	0	0
Peeping Tom	0	0
Trespass	0	0
All Other Offenses	0	0
Total Group B	0	0

TIBRS Group A Offenses	Offenses		Arrests	
	Reported	Cleared	Adult	Juvenile
Crimes Against Persons				
Murder	0	0	0	0
Negligent Manslaughter	0	0	0	0
Kidnapping/Abduction	0	0	0	0
Forcible Rape	0	0	0	0
Forcible Sodomy	0	0	0	0
Sexual Assault W/Object	0	0	0	0
Forcible Fondling	0	0	0	0
Incest	0	0	0	0
Statutory Rape	0	0	0	0
Aggravated Assault	0	0	0	0
Simple Assault	0	0	0	0
Intimidation	0	0	0	0
Stalking	0	0	0	0
Commercial Sex Acts	0	0	0	0
Involuntary Servitude	0	0	0	0
Crimes Against Property				
Arson	0	0	0	0
Bribery	0	0	0	0
Burglary	0	0	0	0
Counterfeiting/Forgery	0	0	0	0
Destruction/Damage/Vandalism	0	0	0	0
Embezzlement	0	0	0	0
Extortion/Blackmail	0	0	0	0
Fraud - False Pretenses	0	0	0	0
Fraud - Credit Card/ATM	0	0	0	0
Fraud - Impersonation	0	0	0	0
Fraud - Welfare	0	0	0	0
Fraud - Wire	0	0	0	0
Motor Vehicle Theft	0	0	0	0
Robbery	0	0	0	0
Stolen Property Offenses	0	0	0	0
Theft - Pocket-picking	0	0	0	0
Theft - Purse Snatching	0	0	0	0
Theft - Shoplifting	0	0	0	0
Theft From Building	0	0	0	0
Theft From Coin Machine	0	0	0	0
Theft From Motor Vehicle	0	0	0	0
Theft of Motor Vehicle Parts	0	0	0	0
Theft - All Other Larceny	0	0	0	0
Crimes Against Society				
Drug/Narcotic Violations	0	0	0	0
Drug/Narcotic Equipment Violations	0	0	0	0
Gambling - Betting/Wagering	0	0	0	0
Gambling - Operating/Promoting	0	0	0	0
Gambling - Equipment Violations	0	0	0	0
Gambling - Sports Tampering	0	0	0	0
Pornography/Obscene Material	0	0	0	0
Prostitution	0	0	0	0
Prostitution Assisting/Promoting	0	0	0	0
Purchasing Prostitution	0	0	0	0
Weapon Law Violations	0	0	0	0
Total Group A Offenses	0	0	0	0



Johnsonville State Park - 2013

2012 Population Estimate	N/A
Offense Overview	
Offense Total	0
Number Cleared	0
Percent Cleared	0.00 %
Group A Crimes per 100,000 population	N/A
Arrest Overview	
Total Arrests	0
Adult Arrests	0
Juvenile Arrests	0
Unknown Age	0
Arrests per 100,000 population	N/A
Average number offenses/incident	0.00

Domestic Violence Victims		
Offense	Reported	Cleared
Murder	0	0
Aggravated Assault	0	0
Simple Assault	0	0
Intimidation	0	0
Stalking	0	0
Forcible Rape	0	0
Forcible Sodomy	0	0
Sexual Assault W/Object	0	0
Forcible Fondling	0	0
Incest	0	0
Statutory Rape	0	0
Kidnapping/Abduction	0	0
Total	0	0

TIBRS Group B Arrests		
Offense	Adult	Juvenile
Bad Checks	0	0
Curfew/Vagrancy	0	0
Disorderly Conduct	0	0
DUI	0	0
Drunkenness	0	0
Family-Non Violent	0	0
Liquor Law Violations	0	0
Peeping Tom	0	0
Trespass	0	0
All Other Offenses	0	0
Total Group B	0	0

TIBRS Group A Offenses	Offenses		Arrests	
	Reported	Cleared	Adult	Juvenile
Crimes Against Persons				
Murder	0	0	0	0
Negligent Manslaughter	0	0	0	0
Kidnapping/Abduction	0	0	0	0
Forcible Rape	0	0	0	0
Forcible Sodomy	0	0	0	0
Sexual Assault W/Object	0	0	0	0
Forcible Fondling	0	0	0	0
Incest	0	0	0	0
Statutory Rape	0	0	0	0
Aggravated Assault	0	0	0	0
Simple Assault	0	0	0	0
Intimidation	0	0	0	0
Stalking	0	0	0	0
Commercial Sex Acts	0	0	0	0
Involuntary Servitude	0	0	0	0
Crimes Against Property				
Arson	0	0	0	0
Bribery	0	0	0	0
Burglary	0	0	0	0
Counterfeiting/Forgery	0	0	0	0
Destruction/Damage/Vandalism	0	0	0	0
Embezzlement	0	0	0	0
Extortion/Blackmail	0	0	0	0
Fraud - False Pretenses	0	0	0	0
Fraud - Credit Card/ATM	0	0	0	0
Fraud - Impersonation	0	0	0	0
Fraud - Welfare	0	0	0	0
Fraud - Wire	0	0	0	0
Motor Vehicle Theft	0	0	0	0
Robbery	0	0	0	0
Stolen Property Offenses	0	0	0	0
Theft - Pocket-picking	0	0	0	0
Theft - Purse Snatching	0	0	0	0
Theft - Shoplifting	0	0	0	0
Theft From Building	0	0	0	0
Theft From Coin Machine	0	0	0	0
Theft From Motor Vehicle	0	0	0	0
Theft of Motor Vehicle Parts	0	0	0	0
Theft - All Other Larceny	0	0	0	0
Crimes Against Society				
Drug/Narcotic Violations	0	0	0	0
Drug/Narcotic Equipment Violations	0	0	0	0
Gambling - Betting/Wagering	0	0	0	0
Gambling - Operating/Promoting	0	0	0	0
Gambling - Equipment Violations	0	0	0	0
Gambling - Sports Tampering	0	0	0	0
Pornography/Obscene Material	0	0	0	0
Prostitution	0	0	0	0
Prostitution Assisting/Promoting	0	0	0	0
Purchasing Prostitution	0	0	0	0
Weapon Law Violations	0	0	0	0
Total Group A Offenses	0	0	0	0



Long Hunter State Park - 2013

2012 Population Estimate	N/A
Offense Overview	
Offense Total	6
Number Cleared	0
Percent Cleared	0.00 %
Group A Crimes per 100,000 population	N/A
Arrest Overview	
Total Arrests	0
Adult Arrests	0
Juvenile Arrests	0
Unknown Age	0
Arrests per 100,000 population	N/A
Average number offenses/incident	1.00

Domestic Violence Victims		
Offense	Reported	Cleared
Murder	0	0
Aggravated Assault	0	0
Simple Assault	0	0
Intimidation	0	0
Stalking	0	0
Forcible Rape	0	0
Forcible Sodomy	0	0
Sexual Assault W/Object	0	0
Forcible Fondling	0	0
Incest	0	0
Statutory Rape	0	0
Kidnapping/Abduction	0	0
Total	0	0

TIBRS Group B Arrests		
Offense	Adult	Juvenile
Bad Checks	0	0
Curfew/Vagrancy	0	0
Disorderly Conduct	0	0
DUI	0	0
Drunkenness	0	0
Family-Non Violent	0	0
Liquor Law Violations	0	0
Peeping Tom	0	0
Trespass	0	0
All Other Offenses	0	0
Total Group B	0	0

TIBRS Group A Offenses	Offenses		Arrests	
	Reported	Cleared	Adult	Juvenile
Crimes Against Persons				
Murder	0	0	0	0
Negligent Manslaughter	0	0	0	0
Kidnapping/Abduction	0	0	0	0
Forcible Rape	0	0	0	0
Forcible Sodomy	0	0	0	0
Sexual Assault W/Object	0	0	0	0
Forcible Fondling	0	0	0	0
Incest	0	0	0	0
Statutory Rape	0	0	0	0
Aggravated Assault	0	0	0	0
Simple Assault	0	0	0	0
Intimidation	0	0	0	0
Stalking	0	0	0	0
Commercial Sex Acts	0	0	0	0
Involuntary Servitude	0	0	0	0
Crimes Against Property				
Arson	0	0	0	0
Bribery	0	0	0	0
Burglary	0	0	0	0
Counterfeiting/Forgery	0	0	0	0
Destruction/Damage/Vandalism	0	0	0	0
Embezzlement	0	0	0	0
Extortion/Blackmail	0	0	0	0
Fraud - False Pretenses	0	0	0	0
Fraud - Credit Card/ATM	0	0	0	0
Fraud - Impersonation	0	0	0	0
Fraud - Welfare	0	0	0	0
Fraud - Wire	0	0	0	0
Motor Vehicle Theft	0	0	0	0
Robbery	0	0	0	0
Stolen Property Offenses	0	0	0	0
Theft - Pocket-picking	0	0	0	0
Theft - Purse Snatching	0	0	0	0
Theft - Shoplifting	0	0	0	0
Theft From Building	0	0	0	0
Theft From Coin Machine	0	0	0	0
Theft From Motor Vehicle	6	0	0	0
Theft of Motor Vehicle Parts	0	0	0	0
Theft - All Other Larceny	0	0	0	0
Crimes Against Society				
Drug/Narcotic Violations	0	0	0	0
Drug/Narcotic Equipment Violations	0	0	0	0
Gambling - Betting/Wagering	0	0	0	0
Gambling - Operating/Promoting	0	0	0	0
Gambling - Equipment Violations	0	0	0	0
Gambling - Sports Tampering	0	0	0	0
Pornography/Obscene Material	0	0	0	0
Prostitution	0	0	0	0
Prostitution Assisting/Promoting	0	0	0	0
Purchasing Prostitution	0	0	0	0
Weapon Law Violations	0	0	0	0
Total Group A Offenses	6	0	0	0



2012 Population Estimate	N/A
Offense Overview	
Offense Total	11
Number Cleared	1
Percent Cleared	9.09 %
Group A Crimes per 100,000 population	N/A
Arrest Overview	
Total Arrests	4
Adult Arrests	4
Juvenile Arrests	0
Unknown Age	0
Arrests per 100,000 population	N/A
Average number offenses/incident	1.10

Domestic Violence Victims		
Offense	Reported	Cleared
Murder	0	0
Aggravated Assault	0	0
Simple Assault	0	0
Intimidation	0	0
Stalking	0	0
Forcible Rape	0	0
Forcible Sodomy	0	0
Sexual Assault W/Object	0	0
Forcible Fondling	0	0
Incest	0	0
Statutory Rape	0	0
Kidnapping/Abduction	0	0
Total	0	0

TIBRS Group B Arrests		
Offense	Adult	Juvenile
Bad Checks	0	0
Curfew/Vagrancy	0	0
Disorderly Conduct	0	0
DUI	0	0
Drunkenness	0	0
Family-Non Violent	0	0
Liquor Law Violations	0	0
Peeping Tom	0	0
Trespass	3	0
All Other Offenses	0	0
Total Group B	3	0

TIBRS Group A Offenses	Offenses		Arrests	
	Reported	Cleared	Adult	Juvenile
Crimes Against Persons				
Murder	0	0	0	0
Negligent Manslaughter	0	0	0	0
Kidnapping/Abduction	0	0	0	0
Forcible Rape	0	0	0	0
Forcible Sodomy	0	0	0	0
Sexual Assault W/Object	0	0	0	0
Forcible Fondling	0	0	0	0
Incest	0	0	0	0
Statutory Rape	0	0	0	0
Aggravated Assault	0	0	0	0
Simple Assault	0	0	0	0
Intimidation	0	0	0	0
Stalking	0	0	0	0
Commercial Sex Acts	0	0	0	0
Involuntary Servitude	0	0	0	0
Crimes Against Property				
Arson	1	0	0	0
Bribery	0	0	0	0
Burglary	0	0	0	0
Counterfeiting/Forgery	0	0	0	0
Destruction/Damage/Vandalism	6	0	0	0
Embezzlement	0	0	0	0
Extortion/Blackmail	0	0	0	0
Fraud - False Pretenses	0	0	0	0
Fraud - Credit Card/ATM	0	0	0	0
Fraud - Impersonation	0	0	0	0
Fraud - Welfare	0	0	0	0
Fraud - Wire	0	0	0	0
Motor Vehicle Theft	0	0	0	0
Robbery	0	0	0	0
Stolen Property Offenses	0	0	0	0
Theft - Pocket-picking	0	0	0	0
Theft - Purse Snatching	0	0	0	0
Theft - Shoplifting	0	0	0	0
Theft From Building	1	0	0	0
Theft From Coin Machine	0	0	0	0
Theft From Motor Vehicle	2	0	0	0
Theft of Motor Vehicle Parts	0	0	0	0
Theft - All Other Larceny	1	1	1	0
Crimes Against Society				
Drug/Narcotic Violations	0	0	0	0
Drug/Narcotic Equipment Violations	0	0	0	0
Gambling - Betting/Wagering	0	0	0	0
Gambling - Operating/Promoting	0	0	0	0
Gambling - Equipment Violations	0	0	0	0
Gambling - Sports Tampering	0	0	0	0
Pornography/Obscene Material	0	0	0	0
Prostitution	0	0	0	0
Prostitution Assisting/Promoting	0	0	0	0
Purchasing Prostitution	0	0	0	0
Weapon Law Violations	0	0	0	0
Total Group A Offenses	11	1	1	0



Montgomery Bell State Park - 2013

2012 Population Estimate	N/A
Offense Overview	
Offense Total	12
Number Cleared	2
Percent Cleared	16.67 %
Group A Crimes per 100,000 population	N/A
Arrest Overview	
Total Arrests	3
Adult Arrests	3
Juvenile Arrests	0
Unknown Age	0
Arrests per 100,000 population	N/A
Average number offenses/incident	1.09

Domestic Violence Victims		
Offense	Reported	Cleared
Murder	0	0
Aggravated Assault	0	0
Simple Assault	0	0
Intimidation	0	0
Stalking	0	0
Forcible Rape	0	0
Forcible Sodomy	0	0
Sexual Assault W/Object	0	0
Forcible Fondling	0	0
Incest	0	0
Statutory Rape	0	0
Kidnapping/Abduction	0	0
Total	0	0

TIBRS Group B Arrests		
Offense	Adult	Juvenile
Bad Checks	0	0
Curfew/Vagrancy	0	0
Disorderly Conduct	1	0
DUI	0	0
Drunkenness	0	0
Family-Non Violent	0	0
Liquor Law Violations	0	0
Peeping Tom	0	0
Trespass	0	0
All Other Offenses	1	0
Total Group B	2	0

TIBRS Group A Offenses	Offenses		Arrests	
	Reported	Cleared	Adult	Juvenile
Crimes Against Persons				
Murder	0	0	0	0
Negligent Manslaughter	0	0	0	0
Kidnapping/Abduction	0	0	0	0
Forcible Rape	0	0	0	0
Forcible Sodomy	0	0	0	0
Sexual Assault W/Object	0	0	0	0
Forcible Fondling	0	0	0	0
Incest	0	0	0	0
Statutory Rape	0	0	0	0
Aggravated Assault	0	0	0	0
Simple Assault	1	0	0	0
Intimidation	0	0	0	0
Stalking	0	0	0	0
Commercial Sex Acts	0	0	0	0
Involuntary Servitude	0	0	0	0
Crimes Against Property				
Arson	0	0	0	0
Bribery	0	0	0	0
Burglary	0	0	0	0
Counterfeiting/Forgery	0	0	0	0
Destruction/Damage/Vandalism	1	0	0	0
Embezzlement	0	0	0	0
Extortion/Blackmail	0	0	0	0
Fraud - False Pretenses	0	0	0	0
Fraud - Credit Card/ATM	0	0	0	0
Fraud - Impersonation	0	0	0	0
Fraud - Welfare	0	0	0	0
Fraud - Wire	0	0	0	0
Motor Vehicle Theft	0	0	0	0
Robbery	0	0	0	0
Stolen Property Offenses	0	0	0	0
Theft - Pocket-picking	0	0	0	0
Theft - Purse Snatching	0	0	0	0
Theft - Shoplifting	0	0	0	0
Theft From Building	2	0	0	0
Theft From Coin Machine	0	0	0	0
Theft From Motor Vehicle	3	0	0	0
Theft of Motor Vehicle Parts	1	0	0	0
Theft - All Other Larceny	1	0	0	0
Crimes Against Society				
Drug/Narcotic Violations	2	1	1	0
Drug/Narcotic Equipment Violations	1	1	0	0
Gambling - Betting/Wagering	0	0	0	0
Gambling - Operating/Promoting	0	0	0	0
Gambling - Equipment Violations	0	0	0	0
Gambling - Sports Tampering	0	0	0	0
Pornography/Obscene Material	0	0	0	0
Prostitution	0	0	0	0
Prostitution Assisting/Promoting	0	0	0	0
Purchasing Prostitution	0	0	0	0
Weapon Law Violations	0	0	0	0
Total Group A Offenses	12	2	1	0



Mousetail Landing State Park - 2013

2012 Population Estimate	N/A
Offense Overview	
Offense Total	1
Number Cleared	0
Percent Cleared	0.00 %
Group A Crimes per 100,000 population	N/A
Arrest Overview	
Total Arrests	1
Adult Arrests	1
Juvenile Arrests	0
Unknown Age	0
Arrests per 100,000 population	N/A
Average number offenses/incident	1.00

Domestic Violence Victims		
Offense	Reported	Cleared
Murder	0	0
Aggravated Assault	0	0
Simple Assault	0	0
Intimidation	0	0
Stalking	0	0
Forcible Rape	0	0
Forcible Sodomy	0	0
Sexual Assault W/Object	0	0
Forcible Fondling	0	0
Incest	0	0
Statutory Rape	0	0
Kidnapping/Abduction	0	0
Total	0	0

TIBRS Group B Arrests		
Offense	Adult	Juvenile
Bad Checks	0	0
Curfew/Vagrancy	0	0
Disorderly Conduct	0	0
DUI	0	0
Drunkenness	0	0
Family-Non Violent	0	0
Liquor Law Violations	1	0
Peeping Tom	0	0
Trespass	0	0
All Other Offenses	0	0
Total Group B	1	0

TIBRS Group A Offenses	Offenses		Arrests	
	Reported	Cleared	Adult	Juvenile
Crimes Against Persons				
Murder	0	0	0	0
Negligent Manslaughter	0	0	0	0
Kidnapping/Abduction	0	0	0	0
Forcible Rape	0	0	0	0
Forcible Sodomy	0	0	0	0
Sexual Assault W/Object	0	0	0	0
Forcible Fondling	0	0	0	0
Incest	0	0	0	0
Statutory Rape	0	0	0	0
Aggravated Assault	0	0	0	0
Simple Assault	0	0	0	0
Intimidation	0	0	0	0
Stalking	0	0	0	0
Commercial Sex Acts	0	0	0	0
Involuntary Servitude	0	0	0	0
Crimes Against Property				
Arson	0	0	0	0
Bribery	0	0	0	0
Burglary	0	0	0	0
Counterfeiting/Forgery	0	0	0	0
Destruction/Damage/Vandalism	0	0	0	0
Embezzlement	0	0	0	0
Extortion/Blackmail	0	0	0	0
Fraud - False Pretenses	0	0	0	0
Fraud - Credit Card/ATM	0	0	0	0
Fraud - Impersonation	0	0	0	0
Fraud - Welfare	0	0	0	0
Fraud - Wire	0	0	0	0
Motor Vehicle Theft	0	0	0	0
Robbery	0	0	0	0
Stolen Property Offenses	0	0	0	0
Theft - Pocket-picking	0	0	0	0
Theft - Purse Snatching	0	0	0	0
Theft - Shoplifting	0	0	0	0
Theft From Building	1	0	0	0
Theft From Coin Machine	0	0	0	0
Theft From Motor Vehicle	0	0	0	0
Theft of Motor Vehicle Parts	0	0	0	0
Theft - All Other Larceny	0	0	0	0
Crimes Against Society				
Drug/Narcotic Violations	0	0	0	0
Drug/Narcotic Equipment Violations	0	0	0	0
Gambling - Betting/Wagering	0	0	0	0
Gambling - Operating/Promoting	0	0	0	0
Gambling - Equipment Violations	0	0	0	0
Gambling - Sports Tampering	0	0	0	0
Pornography/Obscene Material	0	0	0	0
Prostitution	0	0	0	0
Prostitution Assisting/Promoting	0	0	0	0
Purchasing Prostitution	0	0	0	0
Weapon Law Violations	0	0	0	0
Total Group A Offenses	1	0	0	0



Natchez Trace State Park - 2013

2012 Population Estimate	N/A
Offense Overview	
Offense Total	0
Number Cleared	0
Percent Cleared	0.00 %
Group A Crimes per 100,000 population	N/A
Arrest Overview	
Total Arrests	4
Adult Arrests	4
Juvenile Arrests	0
Unknown Age	0
Arrests per 100,000 population	N/A
Average number offenses/incident	0.00

Domestic Violence Victims		
Offense	Reported	Cleared
Murder	0	0
Aggravated Assault	0	0
Simple Assault	0	0
Intimidation	0	0
Stalking	0	0
Forcible Rape	0	0
Forcible Sodomy	0	0
Sexual Assault W/Object	0	0
Forcible Fondling	0	0
Incest	0	0
Statutory Rape	0	0
Kidnapping/Abduction	0	0
Total	0	0

TIBRS Group B Arrests		
Offense	Adult	Juvenile
Bad Checks	0	0
Curfew/Vagrancy	0	0
Disorderly Conduct	1	0
DUI	2	0
Drunkenness	1	0
Family-Non Violent	0	0
Liquor Law Violations	0	0
Peeping Tom	0	0
Trespass	0	0
All Other Offenses	0	0
Total Group B	4	0

TIBRS Group A Offenses	Offenses		Arrests	
	Reported	Cleared	Adult	Juvenile
Crimes Against Persons				
Murder	0	0	0	0
Negligent Manslaughter	0	0	0	0
Kidnapping/Abduction	0	0	0	0
Forcible Rape	0	0	0	0
Forcible Sodomy	0	0	0	0
Sexual Assault W/Object	0	0	0	0
Forcible Fondling	0	0	0	0
Incest	0	0	0	0
Statutory Rape	0	0	0	0
Aggravated Assault	0	0	0	0
Simple Assault	0	0	0	0
Intimidation	0	0	0	0
Stalking	0	0	0	0
Commercial Sex Acts	0	0	0	0
Involuntary Servitude	0	0	0	0
Crimes Against Property				
Arson	0	0	0	0
Bribery	0	0	0	0
Burglary	0	0	0	0
Counterfeiting/Forgery	0	0	0	0
Destruction/Damage/Vandalism	0	0	0	0
Embezzlement	0	0	0	0
Extortion/Blackmail	0	0	0	0
Fraud - False Pretenses	0	0	0	0
Fraud - Credit Card/ATM	0	0	0	0
Fraud - Impersonation	0	0	0	0
Fraud - Welfare	0	0	0	0
Fraud - Wire	0	0	0	0
Motor Vehicle Theft	0	0	0	0
Robbery	0	0	0	0
Stolen Property Offenses	0	0	0	0
Theft - Pocket-picking	0	0	0	0
Theft - Purse Snatching	0	0	0	0
Theft - Shoplifting	0	0	0	0
Theft From Building	0	0	0	0
Theft From Coin Machine	0	0	0	0
Theft From Motor Vehicle	0	0	0	0
Theft of Motor Vehicle Parts	0	0	0	0
Theft - All Other Larceny	0	0	0	0
Crimes Against Society				
Drug/Narcotic Violations	0	0	0	0
Drug/Narcotic Equipment Violations	0	0	0	0
Gambling - Betting/Wagering	0	0	0	0
Gambling - Operating/Promoting	0	0	0	0
Gambling - Equipment Violations	0	0	0	0
Gambling - Sports Tampering	0	0	0	0
Pornography/Obscene Material	0	0	0	0
Prostitution	0	0	0	0
Prostitution Assisting/Promoting	0	0	0	0
Purchasing Prostitution	0	0	0	0
Weapon Law Violations	0	0	0	0
Total Group A Offenses	0	0	0	0



2012 Population Estimate	N/A
Offense Overview	
Offense Total	3
Number Cleared	0
Percent Cleared	0.00 %
Group A Crimes per 100,000 population	N/A
Arrest Overview	
Total Arrests	0
Adult Arrests	0
Juvenile Arrests	0
Unknown Age	0
Arrests per 100,000 population	N/A
Average number offenses/incident	1.00

Domestic Violence Victims		
Offense	Reported	Cleared
Murder	0	0
Aggravated Assault	0	0
Simple Assault	0	0
Intimidation	0	0
Stalking	0	0
Forcible Rape	0	0
Forcible Sodomy	0	0
Sexual Assault W/Object	0	0
Forcible Fondling	0	0
Incest	0	0
Statutory Rape	0	0
Kidnapping/Abduction	0	0
Total	0	0

TIBRS Group B Arrests		
Offense	Adult	Juvenile
Bad Checks	0	0
Curfew/Vagrancy	0	0
Disorderly Conduct	0	0
DUI	0	0
Drunkenness	0	0
Family-Non Violent	0	0
Liquor Law Violations	0	0
Peeping Tom	0	0
Trespass	0	0
All Other Offenses	0	0
Total Group B	0	0

TIBRS Group A Offenses	Offenses		Arrests	
	Reported	Cleared	Adult	Juvenile
Crimes Against Persons				
Murder	0	0	0	0
Negligent Manslaughter	0	0	0	0
Kidnapping/Abduction	0	0	0	0
Forcible Rape	0	0	0	0
Forcible Sodomy	0	0	0	0
Sexual Assault W/Object	0	0	0	0
Forcible Fondling	0	0	0	0
Incest	0	0	0	0
Statutory Rape	0	0	0	0
Aggravated Assault	0	0	0	0
Simple Assault	0	0	0	0
Intimidation	0	0	0	0
Stalking	0	0	0	0
Commercial Sex Acts	0	0	0	0
Involuntary Servitude	0	0	0	0
Crimes Against Property				
Arson	0	0	0	0
Bribery	0	0	0	0
Burglary	0	0	0	0
Counterfeiting/Forgery	0	0	0	0
Destruction/Damage/Vandalism	0	0	0	0
Embezzlement	0	0	0	0
Extortion/Blackmail	0	0	0	0
Fraud - False Pretenses	0	0	0	0
Fraud - Credit Card/ATM	0	0	0	0
Fraud - Impersonation	0	0	0	0
Fraud - Welfare	0	0	0	0
Fraud - Wire	0	0	0	0
Motor Vehicle Theft	0	0	0	0
Robbery	0	0	0	0
Stolen Property Offenses	0	0	0	0
Theft - Pocket-picking	0	0	0	0
Theft - Purse Snatching	0	0	0	0
Theft - Shoplifting	0	0	0	0
Theft From Building	2	0	0	0
Theft From Coin Machine	0	0	0	0
Theft From Motor Vehicle	1	0	0	0
Theft of Motor Vehicle Parts	0	0	0	0
Theft - All Other Larceny	0	0	0	0
Crimes Against Society				
Drug/Narcotic Violations	0	0	0	0
Drug/Narcotic Equipment Violations	0	0	0	0
Gambling - Betting/Wagering	0	0	0	0
Gambling - Operating/Promoting	0	0	0	0
Gambling - Equipment Violations	0	0	0	0
Gambling - Sports Tampering	0	0	0	0
Pornography/Obscene Material	0	0	0	0
Prostitution	0	0	0	0
Prostitution Assisting/Promoting	0	0	0	0
Purchasing Prostitution	0	0	0	0
Weapon Law Violations	0	0	0	0
Total Group A Offenses	3	0	0	0



Norris Dam State Park - 2013

2012 Population Estimate	N/A
Offense Overview	
Offense Total	4
Number Cleared	0
Percent Cleared	0.00 %
Group A Crimes per 100,000 population	N/A
Arrest Overview	
Total Arrests	1
Adult Arrests	1
Juvenile Arrests	0
Unknown Age	0
Arrests per 100,000 population	N/A
Average number offenses/incident	1.33

Domestic Violence Victims		
Offense	Reported	Cleared
Murder	0	0
Aggravated Assault	0	0
Simple Assault	0	0
Intimidation	0	0
Stalking	0	0
Forcible Rape	0	0
Forcible Sodomy	0	0
Sexual Assault W/Object	0	0
Forcible Fondling	0	0
Incest	0	0
Statutory Rape	0	0
Kidnapping/Abduction	0	0
Total	0	0

TIBRS Group B Arrests		
Offense	Adult	Juvenile
Bad Checks	0	0
Curfew/Vagrancy	0	0
Disorderly Conduct	0	0
DUI	0	0
Drunkenness	0	0
Family-Non Violent	0	0
Liquor Law Violations	0	0
Peeping Tom	0	0
Trespass	1	0
All Other Offenses	0	0
Total Group B	1	0

TIBRS Group A Offenses	Offenses		Arrests	
	Reported	Cleared	Adult	Juvenile
Crimes Against Persons				
Murder	0	0	0	0
Negligent Manslaughter	0	0	0	0
Kidnapping/Abduction	0	0	0	0
Forcible Rape	0	0	0	0
Forcible Sodomy	0	0	0	0
Sexual Assault W/Object	0	0	0	0
Forcible Fondling	0	0	0	0
Incest	0	0	0	0
Statutory Rape	0	0	0	0
Aggravated Assault	0	0	0	0
Simple Assault	0	0	0	0
Intimidation	0	0	0	0
Stalking	0	0	0	0
Commercial Sex Acts	0	0	0	0
Involuntary Servitude	0	0	0	0
Crimes Against Property				
Arson	0	0	0	0
Bribery	0	0	0	0
Burglary	0	0	0	0
Counterfeiting/Forgery	0	0	0	0
Destruction/Damage/Vandalism	1	0	0	0
Embezzlement	0	0	0	0
Extortion/Blackmail	0	0	0	0
Fraud - False Pretenses	0	0	0	0
Fraud - Credit Card/ATM	0	0	0	0
Fraud - Impersonation	0	0	0	0
Fraud - Welfare	0	0	0	0
Fraud - Wire	0	0	0	0
Motor Vehicle Theft	0	0	0	0
Robbery	0	0	0	0
Stolen Property Offenses	0	0	0	0
Theft - Pocket-picking	0	0	0	0
Theft - Purse Snatching	0	0	0	0
Theft - Shoplifting	0	0	0	0
Theft From Building	0	0	0	0
Theft From Coin Machine	0	0	0	0
Theft From Motor Vehicle	1	0	0	0
Theft of Motor Vehicle Parts	0	0	0	0
Theft - All Other Larceny	2	0	0	0
Crimes Against Society				
Drug/Narcotic Violations	0	0	0	0
Drug/Narcotic Equipment Violations	0	0	0	0
Gambling - Betting/Wagering	0	0	0	0
Gambling - Operating/Promoting	0	0	0	0
Gambling - Equipment Violations	0	0	0	0
Gambling - Sports Tampering	0	0	0	0
Pornography/Obscene Material	0	0	0	0
Prostitution	0	0	0	0
Prostitution Assisting/Promoting	0	0	0	0
Purchasing Prostitution	0	0	0	0
Weapon Law Violations	0	0	0	0
Total Group A Offenses	4	0	0	0



Old Stone Fort State Archeological Park - 2013

2012 Population Estimate	N/A
Offense Overview	
Offense Total	3
Number Cleared	0
Percent Cleared	0.00 %
Group A Crimes per 100,000 population	N/A
Arrest Overview	
Total Arrests	5
Adult Arrests	5
Juvenile Arrests	0
Unknown Age	0
Arrests per 100,000 population	N/A
Average number offenses/incident	1.50

Domestic Violence Victims		
Offense	Reported	Cleared
Murder	0	0
Aggravated Assault	0	0
Simple Assault	0	0
Intimidation	0	0
Stalking	0	0
Forcible Rape	0	0
Forcible Sodomy	0	0
Sexual Assault W/Object	0	0
Forcible Fondling	0	0
Incest	0	0
Statutory Rape	0	0
Kidnapping/Abduction	0	0
Total	0	0

TIBRS Group B Arrests		
Offense	Adult	Juvenile
Bad Checks	0	0
Curfew/Vagrancy	0	0
Disorderly Conduct	0	0
DUI	0	0
Drunkenness	0	0
Family-Non Violent	0	0
Liquor Law Violations	1	0
Peeping Tom	0	0
Trespass	0	0
All Other Offenses	4	0
Total Group B	5	0

TIBRS Group A Offenses	Offenses		Arrests	
	Reported	Cleared	Adult	Juvenile
Crimes Against Persons				
Murder	0	0	0	0
Negligent Manslaughter	0	0	0	0
Kidnapping/Abduction	0	0	0	0
Forcible Rape	0	0	0	0
Forcible Sodomy	0	0	0	0
Sexual Assault W/Object	0	0	0	0
Forcible Fondling	0	0	0	0
Incest	0	0	0	0
Statutory Rape	0	0	0	0
Aggravated Assault	0	0	0	0
Simple Assault	2	0	0	0
Intimidation	0	0	0	0
Stalking	0	0	0	0
Commercial Sex Acts	0	0	0	0
Involuntary Servitude	0	0	0	0
Crimes Against Property				
Arson	0	0	0	0
Bribery	0	0	0	0
Burglary	0	0	0	0
Counterfeiting/Forgery	0	0	0	0
Destruction/Damage/Vandalism	1	0	0	0
Embezzlement	0	0	0	0
Extortion/Blackmail	0	0	0	0
Fraud - False Pretenses	0	0	0	0
Fraud - Credit Card/ATM	0	0	0	0
Fraud - Impersonation	0	0	0	0
Fraud - Welfare	0	0	0	0
Fraud - Wire	0	0	0	0
Motor Vehicle Theft	0	0	0	0
Robbery	0	0	0	0
Stolen Property Offenses	0	0	0	0
Theft - Pocket-picking	0	0	0	0
Theft - Purse Snatching	0	0	0	0
Theft - Shoplifting	0	0	0	0
Theft From Building	0	0	0	0
Theft From Coin Machine	0	0	0	0
Theft From Motor Vehicle	0	0	0	0
Theft of Motor Vehicle Parts	0	0	0	0
Theft - All Other Larceny	0	0	0	0
Crimes Against Society				
Drug/Narcotic Violations	0	0	0	0
Drug/Narcotic Equipment Violations	0	0	0	0
Gambling - Betting/Wagering	0	0	0	0
Gambling - Operating/Promoting	0	0	0	0
Gambling - Equipment Violations	0	0	0	0
Gambling - Sports Tampering	0	0	0	0
Pornography/Obscene Material	0	0	0	0
Prostitution	0	0	0	0
Prostitution Assisting/Promoting	0	0	0	0
Purchasing Prostitution	0	0	0	0
Weapon Law Violations	0	0	0	0
Total Group A Offenses	3	0	0	0



2012 Population Estimate	N/A
Offense Overview	
Offense Total	3
Number Cleared	1
Percent Cleared	33.33 %
Group A Crimes per 100,000 population	N/A
Arrest Overview	
Total Arrests	0
Adult Arrests	0
Juvenile Arrests	0
Unknown Age	0
Arrests per 100,000 population	N/A
Average number offenses/incident	1.00

Domestic Violence Victims		
Offense	Reported	Cleared
Murder	0	0
Aggravated Assault	0	0
Simple Assault	0	0
Intimidation	0	0
Stalking	0	0
Forcible Rape	0	0
Forcible Sodomy	0	0
Sexual Assault W/Object	0	0
Forcible Fondling	0	0
Incest	0	0
Statutory Rape	0	0
Kidnapping/Abduction	0	0
Total	0	0

TIBRS Group B Arrests		
Offense	Adult	Juvenile
Bad Checks	0	0
Curfew/Vagrancy	0	0
Disorderly Conduct	0	0
DUI	0	0
Drunkenness	0	0
Family-Non Violent	0	0
Liquor Law Violations	0	0
Peeping Tom	0	0
Trespass	0	0
All Other Offenses	0	0
Total Group B	0	0

TIBRS Group A Offenses	Offenses		Arrests	
	Reported	Cleared	Adult	Juvenile
Crimes Against Persons				
Murder	0	0	0	0
Negligent Manslaughter	0	0	0	0
Kidnapping/Abduction	0	0	0	0
Forcible Rape	0	0	0	0
Forcible Sodomy	0	0	0	0
Sexual Assault W/Object	0	0	0	0
Forcible Fondling	0	0	0	0
Incest	0	0	0	0
Statutory Rape	0	0	0	0
Aggravated Assault	0	0	0	0
Simple Assault	0	0	0	0
Intimidation	0	0	0	0
Stalking	0	0	0	0
Commercial Sex Acts	0	0	0	0
Involuntary Servitude	0	0	0	0
Crimes Against Property				
Arson	0	0	0	0
Bribery	0	0	0	0
Burglary	0	0	0	0
Counterfeiting/Forgery	0	0	0	0
Destruction/Damage/Vandalism	2	0	0	0
Embezzlement	0	0	0	0
Extortion/Blackmail	0	0	0	0
Fraud - False Pretenses	0	0	0	0
Fraud - Credit Card/ATM	0	0	0	0
Fraud - Impersonation	0	0	0	0
Fraud - Welfare	0	0	0	0
Fraud - Wire	0	0	0	0
Motor Vehicle Theft	0	0	0	0
Robbery	0	0	0	0
Stolen Property Offenses	0	0	0	0
Theft - Pocket-picking	0	0	0	0
Theft - Purse Snatching	0	0	0	0
Theft - Shoplifting	0	0	0	0
Theft From Building	0	0	0	0
Theft From Coin Machine	0	0	0	0
Theft From Motor Vehicle	0	0	0	0
Theft of Motor Vehicle Parts	0	0	0	0
Theft - All Other Larceny	0	0	0	0
Crimes Against Society				
Drug/Narcotic Violations	0	0	0	0
Drug/Narcotic Equipment Violations	0	0	0	0
Gambling - Betting/Wagering	0	0	0	0
Gambling - Operating/Promoting	0	0	0	0
Gambling - Equipment Violations	0	0	0	0
Gambling - Sports Tampering	0	0	0	0
Pornography/Obscene Material	0	0	0	0
Prostitution	0	0	0	0
Prostitution Assisting/Promoting	0	0	0	0
Purchasing Prostitution	0	0	0	0
Weapon Law Violations	1	1	0	0
Total Group A Offenses	3	1	0	0



Paris Landing State Park - 2013

2012 Population Estimate	N/A
Offense Overview	
Offense Total	2
Number Cleared	0
Percent Cleared	0.00 %
Group A Crimes per 100,000 population	N/A
Arrest Overview	
Total Arrests	0
Adult Arrests	0
Juvenile Arrests	0
Unknown Age	0
Arrests per 100,000 population	N/A
Average number offenses/incident	1.00

Domestic Violence Victims		
Offense	Reported	Cleared
Murder	0	0
Aggravated Assault	0	0
Simple Assault	0	0
Intimidation	0	0
Stalking	0	0
Forcible Rape	0	0
Forcible Sodomy	0	0
Sexual Assault W/Object	0	0
Forcible Fondling	0	0
Incest	0	0
Statutory Rape	0	0
Kidnapping/Abduction	0	0
Total	0	0

TIBRS Group B Arrests		
Offense	Adult	Juvenile
Bad Checks	0	0
Curfew/Vagrancy	0	0
Disorderly Conduct	0	0
DUI	0	0
Drunkenness	0	0
Family-Non Violent	0	0
Liquor Law Violations	0	0
Peeping Tom	0	0
Trespass	0	0
All Other Offenses	0	0
Total Group B	0	0

TIBRS Group A Offenses	Offenses		Arrests	
	Reported	Cleared	Adult	Juvenile
Crimes Against Persons				
Murder	0	0	0	0
Negligent Manslaughter	0	0	0	0
Kidnapping/Abduction	0	0	0	0
Forcible Rape	0	0	0	0
Forcible Sodomy	0	0	0	0
Sexual Assault W/Object	0	0	0	0
Forcible Fondling	0	0	0	0
Incest	0	0	0	0
Statutory Rape	0	0	0	0
Aggravated Assault	0	0	0	0
Simple Assault	0	0	0	0
Intimidation	0	0	0	0
Stalking	0	0	0	0
Commercial Sex Acts	0	0	0	0
Involuntary Servitude	0	0	0	0
Crimes Against Property				
Arson	0	0	0	0
Bribery	0	0	0	0
Burglary	0	0	0	0
Counterfeiting/Forgery	0	0	0	0
Destruction/Damage/Vandalism	1	0	0	0
Embezzlement	0	0	0	0
Extortion/Blackmail	0	0	0	0
Fraud - False Pretenses	0	0	0	0
Fraud - Credit Card/ATM	0	0	0	0
Fraud - Impersonation	0	0	0	0
Fraud - Welfare	0	0	0	0
Fraud - Wire	0	0	0	0
Motor Vehicle Theft	0	0	0	0
Robbery	0	0	0	0
Stolen Property Offenses	0	0	0	0
Theft - Pocket-picking	0	0	0	0
Theft - Purse Snatching	0	0	0	0
Theft - Shoplifting	0	0	0	0
Theft From Building	0	0	0	0
Theft From Coin Machine	0	0	0	0
Theft From Motor Vehicle	0	0	0	0
Theft of Motor Vehicle Parts	0	0	0	0
Theft - All Other Larceny	1	0	0	0
Crimes Against Society				
Drug/Narcotic Violations	0	0	0	0
Drug/Narcotic Equipment Violations	0	0	0	0
Gambling - Betting/Wagering	0	0	0	0
Gambling - Operating/Promoting	0	0	0	0
Gambling - Equipment Violations	0	0	0	0
Gambling - Sports Tampering	0	0	0	0
Pornography/Obscene Material	0	0	0	0
Prostitution	0	0	0	0
Prostitution Assisting/Promoting	0	0	0	0
Purchasing Prostitution	0	0	0	0
Weapon Law Violations	0	0	0	0
Total Group A Offenses	2	0	0	0



2012 Population Estimate	N/A
Offense Overview	
Offense Total	4
Number Cleared	0
Percent Cleared	0.00 %
Group A Crimes per 100,000 population	N/A
Arrest Overview	
Total Arrests	2
Adult Arrests	2
Juvenile Arrests	0
Unknown Age	0
Arrests per 100,000 population	N/A
Average number offenses/incident	1.00

Domestic Violence Victims		
Offense	Reported	Cleared
Murder	0	0
Aggravated Assault	0	0
Simple Assault	0	0
Intimidation	0	0
Stalking	0	0
Forcible Rape	0	0
Forcible Sodomy	0	0
Sexual Assault W/Object	0	0
Forcible Fondling	0	0
Incest	0	0
Statutory Rape	0	0
Kidnapping/Abduction	0	0
Total	0	0

TIBRS Group B Arrests		
Offense	Adult	Juvenile
Bad Checks	0	0
Curfew/Vagrancy	0	0
Disorderly Conduct	0	0
DUI	2	0
Drunkenness	0	0
Family-Non Violent	0	0
Liquor Law Violations	0	0
Peeping Tom	0	0
Trespass	0	0
All Other Offenses	0	0
Total Group B	2	0

TIBRS Group A Offenses	Offenses		Arrests	
	Reported	Cleared	Adult	Juvenile
Crimes Against Persons				
Murder	0	0	0	0
Negligent Manslaughter	0	0	0	0
Kidnapping/Abduction	0	0	0	0
Forcible Rape	0	0	0	0
Forcible Sodomy	0	0	0	0
Sexual Assault W/Object	0	0	0	0
Forcible Fondling	0	0	0	0
Incest	0	0	0	0
Statutory Rape	0	0	0	0
Aggravated Assault	0	0	0	0
Simple Assault	0	0	0	0
Intimidation	0	0	0	0
Stalking	0	0	0	0
Commercial Sex Acts	0	0	0	0
Involuntary Servitude	0	0	0	0
Crimes Against Property				
Arson	0	0	0	0
Bribery	0	0	0	0
Burglary	0	0	0	0
Counterfeiting/Forgery	0	0	0	0
Destruction/Damage/Vandalism	2	0	0	0
Embezzlement	0	0	0	0
Extortion/Blackmail	0	0	0	0
Fraud - False Pretenses	0	0	0	0
Fraud - Credit Card/ATM	0	0	0	0
Fraud - Impersonation	0	0	0	0
Fraud - Welfare	0	0	0	0
Fraud - Wire	0	0	0	0
Motor Vehicle Theft	0	0	0	0
Robbery	0	0	0	0
Stolen Property Offenses	0	0	0	0
Theft - Pocket-picking	0	0	0	0
Theft - Purse Snatching	0	0	0	0
Theft - Shoplifting	0	0	0	0
Theft From Building	0	0	0	0
Theft From Coin Machine	0	0	0	0
Theft From Motor Vehicle	2	0	0	0
Theft of Motor Vehicle Parts	0	0	0	0
Theft - All Other Larceny	0	0	0	0
Crimes Against Society				
Drug/Narcotic Violations	0	0	0	0
Drug/Narcotic Equipment Violations	0	0	0	0
Gambling - Betting/Wagering	0	0	0	0
Gambling - Operating/Promoting	0	0	0	0
Gambling - Equipment Violations	0	0	0	0
Gambling - Sports Tampering	0	0	0	0
Pornography/Obscene Material	0	0	0	0
Prostitution	0	0	0	0
Prostitution Assisting/Promoting	0	0	0	0
Purchasing Prostitution	0	0	0	0
Weapon Law Violations	0	0	0	0
Total Group A Offenses	4	0	0	0



Pickwick Landing State Park - 2013

2012 Population Estimate	N/A
Offense Overview	
Offense Total	11
Number Cleared	2
Percent Cleared	18.18 %
Group A Crimes per 100,000 population	N/A
Arrest Overview	
Total Arrests	3
Adult Arrests	3
Juvenile Arrests	0
Unknown Age	0
Arrests per 100,000 population	N/A
Average number offenses/incident	1.00

Domestic Violence Victims		
Offense	Reported	Cleared
Murder	0	0
Aggravated Assault	0	0
Simple Assault	0	0
Intimidation	0	0
Stalking	0	0
Forcible Rape	0	0
Forcible Sodomy	0	0
Sexual Assault W/Object	0	0
Forcible Fondling	0	0
Incest	0	0
Statutory Rape	0	0
Kidnapping/Abduction	0	0
Total	0	0

TIBRS Group B Arrests		
Offense	Adult	Juvenile
Bad Checks	0	0
Curfew/Vagrancy	0	0
Disorderly Conduct	0	0
DUI	1	0
Drunkenness	0	0
Family-Non Violent	0	0
Liquor Law Violations	0	0
Peeping Tom	0	0
Trespass	0	0
All Other Offenses	0	0
Total Group B	1	0

TIBRS Group A Offenses	Offenses		Arrests	
	Reported	Cleared	Adult	Juvenile
Crimes Against Persons				
Murder	0	0	0	0
Negligent Manslaughter	0	0	0	0
Kidnapping/Abduction	0	0	0	0
Forcible Rape	0	0	0	0
Forcible Sodomy	0	0	0	0
Sexual Assault W/Object	0	0	0	0
Forcible Fondling	0	0	0	0
Incest	0	0	0	0
Statutory Rape	0	0	0	0
Aggravated Assault	0	0	0	0
Simple Assault	1	1	1	0
Intimidation	0	0	0	0
Stalking	0	0	0	0
Commercial Sex Acts	0	0	0	0
Involuntary Servitude	0	0	0	0
Crimes Against Property				
Arson	0	0	0	0
Bribery	0	0	0	0
Burglary	0	0	0	0
Counterfeiting/Forgery	0	0	0	0
Destruction/Damage/Vandalism	4	1	1	0
Embezzlement	0	0	0	0
Extortion/Blackmail	0	0	0	0
Fraud - False Pretenses	0	0	0	0
Fraud - Credit Card/ATM	0	0	0	0
Fraud - Impersonation	0	0	0	0
Fraud - Welfare	0	0	0	0
Fraud - Wire	0	0	0	0
Motor Vehicle Theft	0	0	0	0
Robbery	0	0	0	0
Stolen Property Offenses	0	0	0	0
Theft - Pocket-picking	0	0	0	0
Theft - Purse Snatching	0	0	0	0
Theft - Shoplifting	0	0	0	0
Theft From Building	0	0	0	0
Theft From Coin Machine	0	0	0	0
Theft From Motor Vehicle	2	0	0	0
Theft of Motor Vehicle Parts	1	0	0	0
Theft - All Other Larceny	3	0	0	0
Crimes Against Society				
Drug/Narcotic Violations	0	0	0	0
Drug/Narcotic Equipment Violations	0	0	0	0
Gambling - Betting/Wagering	0	0	0	0
Gambling - Operating/Promoting	0	0	0	0
Gambling - Equipment Violations	0	0	0	0
Gambling - Sports Tampering	0	0	0	0
Pornography/Obscene Material	0	0	0	0
Prostitution	0	0	0	0
Prostitution Assisting/Promoting	0	0	0	0
Purchasing Prostitution	0	0	0	0
Weapon Law Violations	0	0	0	0
Total Group A Offenses	11	2	2	0



2012 Population Estimate	N/A
Offense Overview	
Offense Total	0
Number Cleared	0
Percent Cleared	0.00 %
Group A Crimes per 100,000 population	N/A
Arrest Overview	
Total Arrests	0
Adult Arrests	0
Juvenile Arrests	0
Unknown Age	0
Arrests per 100,000 population	N/A
Average number offenses/incident	0.00

Domestic Violence Victims		
Offense	Reported	Cleared
Murder	0	0
Aggravated Assault	0	0
Simple Assault	0	0
Intimidation	0	0
Stalking	0	0
Forcible Rape	0	0
Forcible Sodomy	0	0
Sexual Assault W/Object	0	0
Forcible Fondling	0	0
Incest	0	0
Statutory Rape	0	0
Kidnapping/Abduction	0	0
Total	0	0

TIBRS Group B Arrests		
Offense	Adult	Juvenile
Bad Checks	0	0
Curfew/Vagrancy	0	0
Disorderly Conduct	0	0
DUI	0	0
Drunkenness	0	0
Family-Non Violent	0	0
Liquor Law Violations	0	0
Peeping Tom	0	0
Trespass	0	0
All Other Offenses	0	0
Total Group B	0	0

TIBRS Group A Offenses	Offenses		Arrests	
	Reported	Cleared	Adult	Juvenile
Crimes Against Persons				
Murder	0	0	0	0
Negligent Manslaughter	0	0	0	0
Kidnapping/Abduction	0	0	0	0
Forcible Rape	0	0	0	0
Forcible Sodomy	0	0	0	0
Sexual Assault W/Object	0	0	0	0
Forcible Fondling	0	0	0	0
Incest	0	0	0	0
Statutory Rape	0	0	0	0
Aggravated Assault	0	0	0	0
Simple Assault	0	0	0	0
Intimidation	0	0	0	0
Stalking	0	0	0	0
Commercial Sex Acts	0	0	0	0
Involuntary Servitude	0	0	0	0
Crimes Against Property				
Arson	0	0	0	0
Bribery	0	0	0	0
Burglary	0	0	0	0
Counterfeiting/Forgery	0	0	0	0
Destruction/Damage/Vandalism	0	0	0	0
Embezzlement	0	0	0	0
Extortion/Blackmail	0	0	0	0
Fraud - False Pretenses	0	0	0	0
Fraud - Credit Card/ATM	0	0	0	0
Fraud - Impersonation	0	0	0	0
Fraud - Welfare	0	0	0	0
Fraud - Wire	0	0	0	0
Motor Vehicle Theft	0	0	0	0
Robbery	0	0	0	0
Stolen Property Offenses	0	0	0	0
Theft - Pocket-picking	0	0	0	0
Theft - Purse Snatching	0	0	0	0
Theft - Shoplifting	0	0	0	0
Theft From Building	0	0	0	0
Theft From Coin Machine	0	0	0	0
Theft From Motor Vehicle	0	0	0	0
Theft of Motor Vehicle Parts	0	0	0	0
Theft - All Other Larceny	0	0	0	0
Crimes Against Society				
Drug/Narcotic Violations	0	0	0	0
Drug/Narcotic Equipment Violations	0	0	0	0
Gambling - Betting/Wagering	0	0	0	0
Gambling - Operating/Promoting	0	0	0	0
Gambling - Equipment Violations	0	0	0	0
Gambling - Sports Tampering	0	0	0	0
Pornography/Obscene Material	0	0	0	0
Prostitution	0	0	0	0
Prostitution Assisting/Promoting	0	0	0	0
Purchasing Prostitution	0	0	0	0
Weapon Law Violations	0	0	0	0
Total Group A Offenses	0	0	0	0



2012 Population Estimate	N/A
Offense Overview	
Offense Total	1
Number Cleared	0
Percent Cleared	0.00 %
Group A Crimes per 100,000 population	N/A
Arrest Overview	
Total Arrests	0
Adult Arrests	0
Juvenile Arrests	0
Unknown Age	0
Arrests per 100,000 population	N/A
Average number offenses/incident	1.00

Domestic Violence Victims		
Offense	Reported	Cleared
Murder	0	0
Aggravated Assault	0	0
Simple Assault	0	0
Intimidation	0	0
Stalking	0	0
Forcible Rape	0	0
Forcible Sodomy	0	0
Sexual Assault W/Object	0	0
Forcible Fondling	0	0
Incest	0	0
Statutory Rape	0	0
Kidnapping/Abduction	0	0
Total	0	0

TIBRS Group B Arrests		
Offense	Adult	Juvenile
Bad Checks	0	0
Curfew/Vagrancy	0	0
Disorderly Conduct	0	0
DUI	0	0
Drunkenness	0	0
Family-Non Violent	0	0
Liquor Law Violations	0	0
Peeping Tom	0	0
Trespass	0	0
All Other Offenses	0	0
Total Group B	0	0

TIBRS Group A Offenses	Offenses		Arrests	
	Reported	Cleared	Adult	Juvenile
Crimes Against Persons				
Murder	0	0	0	0
Negligent Manslaughter	0	0	0	0
Kidnapping/Abduction	0	0	0	0
Forcible Rape	0	0	0	0
Forcible Sodomy	0	0	0	0
Sexual Assault W/Object	0	0	0	0
Forcible Fondling	0	0	0	0
Incest	0	0	0	0
Statutory Rape	0	0	0	0
Aggravated Assault	0	0	0	0
Simple Assault	0	0	0	0
Intimidation	0	0	0	0
Stalking	0	0	0	0
Commercial Sex Acts	0	0	0	0
Involuntary Servitude	0	0	0	0
Crimes Against Property				
Arson	0	0	0	0
Bribery	0	0	0	0
Burglary	0	0	0	0
Counterfeiting/Forgery	0	0	0	0
Destruction/Damage/Vandalism	1	0	0	0
Embezzlement	0	0	0	0
Extortion/Blackmail	0	0	0	0
Fraud - False Pretenses	0	0	0	0
Fraud - Credit Card/ATM	0	0	0	0
Fraud - Impersonation	0	0	0	0
Fraud - Welfare	0	0	0	0
Fraud - Wire	0	0	0	0
Motor Vehicle Theft	0	0	0	0
Robbery	0	0	0	0
Stolen Property Offenses	0	0	0	0
Theft - Pocket-picking	0	0	0	0
Theft - Purse Snatching	0	0	0	0
Theft - Shoplifting	0	0	0	0
Theft From Building	0	0	0	0
Theft From Coin Machine	0	0	0	0
Theft From Motor Vehicle	0	0	0	0
Theft of Motor Vehicle Parts	0	0	0	0
Theft - All Other Larceny	0	0	0	0
Crimes Against Society				
Drug/Narcotic Violations	0	0	0	0
Drug/Narcotic Equipment Violations	0	0	0	0
Gambling - Betting/Wagering	0	0	0	0
Gambling - Operating/Promoting	0	0	0	0
Gambling - Equipment Violations	0	0	0	0
Gambling - Sports Tampering	0	0	0	0
Pornography/Obscene Material	0	0	0	0
Prostitution	0	0	0	0
Prostitution Assisting/Promoting	0	0	0	0
Purchasing Prostitution	0	0	0	0
Weapon Law Violations	0	0	0	0
Total Group A Offenses	1	0	0	0



Red Clay State Historic Park - 2013

2012 Population Estimate	N/A
Offense Overview	
Offense Total	0
Number Cleared	0
Percent Cleared	0.00 %
Group A Crimes per 100,000 population	N/A
Arrest Overview	
Total Arrests	0
Adult Arrests	0
Juvenile Arrests	0
Unknown Age	0
Arrests per 100,000 population	N/A
Average number offenses/incident	0.00

Domestic Violence Victims		
Offense	Reported	Cleared
Murder	0	0
Aggravated Assault	0	0
Simple Assault	0	0
Intimidation	0	0
Stalking	0	0
Forcible Rape	0	0
Forcible Sodomy	0	0
Sexual Assault W/Object	0	0
Forcible Fondling	0	0
Incest	0	0
Statutory Rape	0	0
Kidnapping/Abduction	0	0
Total	0	0

TIBRS Group B Arrests		
Offense	Adult	Juvenile
Bad Checks	0	0
Curfew/Vagrancy	0	0
Disorderly Conduct	0	0
DUI	0	0
Drunkenness	0	0
Family-Non Violent	0	0
Liquor Law Violations	0	0
Peeping Tom	0	0
Trespass	0	0
All Other Offenses	0	0
Total Group B	0	0

TIBRS Group A Offenses	Offenses		Arrests	
	Reported	Cleared	Adult	Juvenile
Crimes Against Persons				
Murder	0	0	0	0
Negligent Manslaughter	0	0	0	0
Kidnapping/Abduction	0	0	0	0
Forcible Rape	0	0	0	0
Forcible Sodomy	0	0	0	0
Sexual Assault W/Object	0	0	0	0
Forcible Fondling	0	0	0	0
Incest	0	0	0	0
Statutory Rape	0	0	0	0
Aggravated Assault	0	0	0	0
Simple Assault	0	0	0	0
Intimidation	0	0	0	0
Stalking	0	0	0	0
Commercial Sex Acts	0	0	0	0
Involuntary Servitude	0	0	0	0
Crimes Against Property				
Arson	0	0	0	0
Bribery	0	0	0	0
Burglary	0	0	0	0
Counterfeiting/Forgery	0	0	0	0
Destruction/Damage/Vandalism	0	0	0	0
Embezzlement	0	0	0	0
Extortion/Blackmail	0	0	0	0
Fraud - False Pretenses	0	0	0	0
Fraud - Credit Card/ATM	0	0	0	0
Fraud - Impersonation	0	0	0	0
Fraud - Welfare	0	0	0	0
Fraud - Wire	0	0	0	0
Motor Vehicle Theft	0	0	0	0
Robbery	0	0	0	0
Stolen Property Offenses	0	0	0	0
Theft - Pocket-picking	0	0	0	0
Theft - Purse Snatching	0	0	0	0
Theft - Shoplifting	0	0	0	0
Theft From Building	0	0	0	0
Theft From Coin Machine	0	0	0	0
Theft From Motor Vehicle	0	0	0	0
Theft of Motor Vehicle Parts	0	0	0	0
Theft - All Other Larceny	0	0	0	0
Crimes Against Society				
Drug/Narcotic Violations	0	0	0	0
Drug/Narcotic Equipment Violations	0	0	0	0
Gambling - Betting/Wagering	0	0	0	0
Gambling - Operating/Promoting	0	0	0	0
Gambling - Equipment Violations	0	0	0	0
Gambling - Sports Tampering	0	0	0	0
Pornography/Obscene Material	0	0	0	0
Prostitution	0	0	0	0
Prostitution Assisting/Promoting	0	0	0	0
Purchasing Prostitution	0	0	0	0
Weapon Law Violations	0	0	0	0
Total Group A Offenses	0	0	0	0



2012 Population Estimate	N/A
Offense Overview	
Offense Total	0
Number Cleared	0
Percent Cleared	0.00 %
Group A Crimes per 100,000 population	N/A
Arrest Overview	
Total Arrests	0
Adult Arrests	0
Juvenile Arrests	0
Unknown Age	0
Arrests per 100,000 population	N/A
Average number offenses/incident	0.00

Domestic Violence Victims		
Offense	Reported	Cleared
Murder	0	0
Aggravated Assault	0	0
Simple Assault	0	0
Intimidation	0	0
Stalking	0	0
Forcible Rape	0	0
Forcible Sodomy	0	0
Sexual Assault W/Object	0	0
Forcible Fondling	0	0
Incest	0	0
Statutory Rape	0	0
Kidnapping/Abduction	0	0
Total	0	0

TIBRS Group B Arrests		
Offense	Adult	Juvenile
Bad Checks	0	0
Curfew/Vagrancy	0	0
Disorderly Conduct	0	0
DUI	0	0
Drunkenness	0	0
Family-Non Violent	0	0
Liquor Law Violations	0	0
Peeping Tom	0	0
Trespass	0	0
All Other Offenses	0	0
Total Group B	0	0

TIBRS Group A Offenses	Offenses		Arrests	
	Reported	Cleared	Adult	Juvenile
Crimes Against Persons				
Murder	0	0	0	0
Negligent Manslaughter	0	0	0	0
Kidnapping/Abduction	0	0	0	0
Forcible Rape	0	0	0	0
Forcible Sodomy	0	0	0	0
Sexual Assault W/Object	0	0	0	0
Forcible Fondling	0	0	0	0
Incest	0	0	0	0
Statutory Rape	0	0	0	0
Aggravated Assault	0	0	0	0
Simple Assault	0	0	0	0
Intimidation	0	0	0	0
Stalking	0	0	0	0
Commercial Sex Acts	0	0	0	0
Involuntary Servitude	0	0	0	0
Crimes Against Property				
Arson	0	0	0	0
Bribery	0	0	0	0
Burglary	0	0	0	0
Counterfeiting/Forgery	0	0	0	0
Destruction/Damage/Vandalism	0	0	0	0
Embezzlement	0	0	0	0
Extortion/Blackmail	0	0	0	0
Fraud - False Pretenses	0	0	0	0
Fraud - Credit Card/ATM	0	0	0	0
Fraud - Impersonation	0	0	0	0
Fraud - Welfare	0	0	0	0
Fraud - Wire	0	0	0	0
Motor Vehicle Theft	0	0	0	0
Robbery	0	0	0	0
Stolen Property Offenses	0	0	0	0
Theft - Pocket-picking	0	0	0	0
Theft - Purse Snatching	0	0	0	0
Theft - Shoplifting	0	0	0	0
Theft From Building	0	0	0	0
Theft From Coin Machine	0	0	0	0
Theft From Motor Vehicle	0	0	0	0
Theft of Motor Vehicle Parts	0	0	0	0
Theft - All Other Larceny	0	0	0	0
Crimes Against Society				
Drug/Narcotic Violations	0	0	0	0
Drug/Narcotic Equipment Violations	0	0	0	0
Gambling - Betting/Wagering	0	0	0	0
Gambling - Operating/Promoting	0	0	0	0
Gambling - Equipment Violations	0	0	0	0
Gambling - Sports Tampering	0	0	0	0
Pornography/Obscene Material	0	0	0	0
Prostitution	0	0	0	0
Prostitution Assisting/Promoting	0	0	0	0
Purchasing Prostitution	0	0	0	0
Weapon Law Violations	0	0	0	0
Total Group A Offenses	0	0	0	0



Roan Mountain State Park - 2013

2012 Population Estimate	N/A
Offense Overview	
Offense Total	1
Number Cleared	1
Percent Cleared	100.00 %
Group A Crimes per 100,000 population	N/A
Arrest Overview	
Total Arrests	2
Adult Arrests	2
Juvenile Arrests	0
Unknown Age	0
Arrests per 100,000 population	N/A
Average number offenses/incident	1.00

Domestic Violence Victims		
Offense	Reported	Cleared
Murder	0	0
Aggravated Assault	0	0
Simple Assault	0	0
Intimidation	0	0
Stalking	0	0
Forcible Rape	0	0
Forcible Sodomy	0	0
Sexual Assault W/Object	0	0
Forcible Fondling	0	0
Incest	0	0
Statutory Rape	0	0
Kidnapping/Abduction	0	0
Total	0	0

TIBRS Group B Arrests		
Offense	Adult	Juvenile
Bad Checks	0	0
Curfew/Vagrancy	0	0
Disorderly Conduct	0	0
DUI	0	0
Drunkenness	1	0
Family-Non Violent	0	0
Liquor Law Violations	0	0
Peeping Tom	0	0
Trespass	0	0
All Other Offenses	0	0
Total Group B	1	0

TIBRS Group A Offenses	Offenses		Arrests	
	Reported	Cleared	Adult	Juvenile
Crimes Against Persons				
Murder	0	0	0	0
Negligent Manslaughter	0	0	0	0
Kidnapping/Abduction	0	0	0	0
Forcible Rape	0	0	0	0
Forcible Sodomy	0	0	0	0
Sexual Assault W/Object	0	0	0	0
Forcible Fondling	0	0	0	0
Incest	0	0	0	0
Statutory Rape	0	0	0	0
Aggravated Assault	0	0	0	0
Simple Assault	0	0	0	0
Intimidation	0	0	0	0
Stalking	0	0	0	0
Commercial Sex Acts	0	0	0	0
Involuntary Servitude	0	0	0	0
Crimes Against Property				
Arson	0	0	0	0
Bribery	0	0	0	0
Burglary	0	0	0	0
Counterfeiting/Forgery	0	0	0	0
Destruction/Damage/Vandalism	0	0	0	0
Embezzlement	0	0	0	0
Extortion/Blackmail	0	0	0	0
Fraud - False Pretenses	0	0	0	0
Fraud - Credit Card/ATM	0	0	0	0
Fraud - Impersonation	0	0	0	0
Fraud - Welfare	0	0	0	0
Fraud - Wire	0	0	0	0
Motor Vehicle Theft	0	0	0	0
Robbery	0	0	0	0
Stolen Property Offenses	0	0	0	0
Theft - Pocket-picking	0	0	0	0
Theft - Purse Snatching	0	0	0	0
Theft - Shoplifting	0	0	0	0
Theft From Building	0	0	0	0
Theft From Coin Machine	0	0	0	0
Theft From Motor Vehicle	0	0	0	0
Theft of Motor Vehicle Parts	0	0	0	0
Theft - All Other Larceny	0	0	0	0
Crimes Against Society				
Drug/Narcotic Violations	0	0	0	0
Drug/Narcotic Equipment Violations	0	0	0	0
Gambling - Betting/Wagering	0	0	0	0
Gambling - Operating/Promoting	0	0	0	0
Gambling - Equipment Violations	0	0	0	0
Gambling - Sports Tampering	0	0	0	0
Pornography/Obscene Material	0	0	0	0
Prostitution	0	0	0	0
Prostitution Assisting/Promoting	0	0	0	0
Purchasing Prostitution	0	0	0	0
Weapon Law Violations	1	1	1	0
Total Group A Offenses	1	1	1	0



2012 Population Estimate	N/A
Offense Overview	
Offense Total	11
Number Cleared	10
Percent Cleared	90.91 %
Group A Crimes per 100,000 population	N/A
Arrest Overview	
Total Arrests	30
Adult Arrests	30
Juvenile Arrests	0
Unknown Age	0
Arrests per 100,000 population	N/A
Average number offenses/incident	1.83

Domestic Violence Victims		
Offense	Reported	Cleared
Murder	0	0
Aggravated Assault	0	0
Simple Assault	0	0
Intimidation	0	0
Stalking	0	0
Forcible Rape	0	0
Forcible Sodomy	0	0
Sexual Assault W/Object	0	0
Forcible Fondling	0	0
Incest	0	0
Statutory Rape	0	0
Kidnapping/Abduction	0	0
Total	0	0

TIBRS Group B Arrests		
Offense	Adult	Juvenile
Bad Checks	0	0
Curfew/Vagrancy	0	0
Disorderly Conduct	0	0
DUI	0	0
Drunkenness	0	0
Family-Non Violent	0	0
Liquor Law Violations	24	0
Peeping Tom	0	0
Trespass	0	0
All Other Offenses	1	0
Total Group B	25	0

TIBRS Group A Offenses	Offenses		Arrests	
	Reported	Cleared	Adult	Juvenile
Crimes Against Persons				
Murder	0	0	0	0
Negligent Manslaughter	0	0	0	0
Kidnapping/Abduction	0	0	0	0
Forcible Rape	0	0	0	0
Forcible Sodomy	0	0	0	0
Sexual Assault W/Object	0	0	0	0
Forcible Fondling	0	0	0	0
Incest	0	0	0	0
Statutory Rape	0	0	0	0
Aggravated Assault	0	0	0	0
Simple Assault	1	0	0	0
Intimidation	0	0	0	0
Stalking	0	0	0	0
Commercial Sex Acts	0	0	0	0
Involuntary Servitude	0	0	0	0
Crimes Against Property				
Arson	0	0	0	0
Bribery	0	0	0	0
Burglary	0	0	0	0
Counterfeiting/Forgery	0	0	0	0
Destruction/Damage/Vandalism	0	0	0	0
Embezzlement	0	0	0	0
Extortion/Blackmail	0	0	0	0
Fraud - False Pretenses	0	0	0	0
Fraud - Credit Card/ATM	0	0	0	0
Fraud - Impersonation	0	0	0	0
Fraud - Welfare	0	0	0	0
Fraud - Wire	0	0	0	0
Motor Vehicle Theft	0	0	0	0
Robbery	0	0	0	0
Stolen Property Offenses	0	0	0	0
Theft - Pocket-picking	0	0	0	0
Theft - Purse Snatching	0	0	0	0
Theft - Shoplifting	0	0	0	0
Theft From Building	0	0	0	0
Theft From Coin Machine	0	0	0	0
Theft From Motor Vehicle	0	0	0	0
Theft of Motor Vehicle Parts	0	0	0	0
Theft - All Other Larceny	0	0	0	0
Crimes Against Society				
Drug/Narcotic Violations	5	5	5	0
Drug/Narcotic Equipment Violations	5	5	0	0
Gambling - Betting/Wagering	0	0	0	0
Gambling - Operating/Promoting	0	0	0	0
Gambling - Equipment Violations	0	0	0	0
Gambling - Sports Tampering	0	0	0	0
Pornography/Obscene Material	0	0	0	0
Prostitution	0	0	0	0
Prostitution Assisting/Promoting	0	0	0	0
Purchasing Prostitution	0	0	0	0
Weapon Law Violations	0	0	0	0
Total Group A Offenses	11	10	5	0



2012 Population Estimate	N/A
Offense Overview	
Offense Total	0
Number Cleared	0
Percent Cleared	0.00 %
Group A Crimes per 100,000 population	N/A
Arrest Overview	
Total Arrests	0
Adult Arrests	0
Juvenile Arrests	0
Unknown Age	0
Arrests per 100,000 population	N/A
Average number offenses/incident	0.00

Domestic Violence Victims		
Offense	Reported	Cleared
Murder	0	0
Aggravated Assault	0	0
Simple Assault	0	0
Intimidation	0	0
Stalking	0	0
Forcible Rape	0	0
Forcible Sodomy	0	0
Sexual Assault W/Object	0	0
Forcible Fondling	0	0
Incest	0	0
Statutory Rape	0	0
Kidnapping/Abduction	0	0
Total	0	0

TIBRS Group B Arrests		
Offense	Adult	Juvenile
Bad Checks	0	0
Curfew/Vagrancy	0	0
Disorderly Conduct	0	0
DUI	0	0
Drunkenness	0	0
Family-Non Violent	0	0
Liquor Law Violations	0	0
Peeping Tom	0	0
Trespass	0	0
All Other Offenses	0	0
Total Group B	0	0

TIBRS Group A Offenses	Offenses		Arrests	
	Reported	Cleared	Adult	Juvenile
Crimes Against Persons				
Murder	0	0	0	0
Negligent Manslaughter	0	0	0	0
Kidnapping/Abduction	0	0	0	0
Forcible Rape	0	0	0	0
Forcible Sodomy	0	0	0	0
Sexual Assault W/Object	0	0	0	0
Forcible Fondling	0	0	0	0
Incest	0	0	0	0
Statutory Rape	0	0	0	0
Aggravated Assault	0	0	0	0
Simple Assault	0	0	0	0
Intimidation	0	0	0	0
Stalking	0	0	0	0
Commercial Sex Acts	0	0	0	0
Involuntary Servitude	0	0	0	0
Crimes Against Property				
Arson	0	0	0	0
Bribery	0	0	0	0
Burglary	0	0	0	0
Counterfeiting/Forgery	0	0	0	0
Destruction/Damage/Vandalism	0	0	0	0
Embezzlement	0	0	0	0
Extortion/Blackmail	0	0	0	0
Fraud - False Pretenses	0	0	0	0
Fraud - Credit Card/ATM	0	0	0	0
Fraud - Impersonation	0	0	0	0
Fraud - Welfare	0	0	0	0
Fraud - Wire	0	0	0	0
Motor Vehicle Theft	0	0	0	0
Robbery	0	0	0	0
Stolen Property Offenses	0	0	0	0
Theft - Pocket-picking	0	0	0	0
Theft - Purse Snatching	0	0	0	0
Theft - Shoplifting	0	0	0	0
Theft From Building	0	0	0	0
Theft From Coin Machine	0	0	0	0
Theft From Motor Vehicle	0	0	0	0
Theft of Motor Vehicle Parts	0	0	0	0
Theft - All Other Larceny	0	0	0	0
Crimes Against Society				
Drug/Narcotic Violations	0	0	0	0
Drug/Narcotic Equipment Violations	0	0	0	0
Gambling - Betting/Wagering	0	0	0	0
Gambling - Operating/Promoting	0	0	0	0
Gambling - Equipment Violations	0	0	0	0
Gambling - Sports Tampering	0	0	0	0
Pornography/Obscene Material	0	0	0	0
Prostitution	0	0	0	0
Prostitution Assisting/Promoting	0	0	0	0
Purchasing Prostitution	0	0	0	0
Weapon Law Violations	0	0	0	0
Total Group A Offenses	0	0	0	0



South Cumberland Natural Area - 2013

2012 Population Estimate	N/A
Offense Overview	
Offense Total	22
Number Cleared	11
Percent Cleared	50.00 %
Group A Crimes per 100,000 population	N/A
Arrest Overview	
Total Arrests	15
Adult Arrests	15
Juvenile Arrests	0
Unknown Age	0
Arrests per 100,000 population	N/A
Average number offenses/incident	1.29

Domestic Violence Victims		
Offense	Reported	Cleared
Murder	0	0
Aggravated Assault	0	0
Simple Assault	0	0
Intimidation	0	0
Stalking	0	0
Forcible Rape	0	0
Forcible Sodomy	0	0
Sexual Assault W/Object	0	0
Forcible Fondling	0	0
Incest	0	0
Statutory Rape	0	0
Kidnapping/Abduction	0	0
Total	0	0

TIBRS Group B Arrests		
Offense	Adult	Juvenile
Bad Checks	0	0
Curfew/Vagrancy	0	0
Disorderly Conduct	0	0
DUI	0	0
Drunkenness	0	0
Family-Non Violent	0	0
Liquor Law Violations	2	0
Peeping Tom	0	0
Trespass	0	0
All Other Offenses	1	0
Total Group B	3	0

TIBRS Group A Offenses	Offenses		Arrests	
	Reported	Cleared	Adult	Juvenile
Crimes Against Persons				
Murder	0	0	0	0
Negligent Manslaughter	0	0	0	0
Kidnapping/Abduction	0	0	0	0
Forcible Rape	0	0	0	0
Forcible Sodomy	0	0	0	0
Sexual Assault W/Object	0	0	0	0
Forcible Fondling	0	0	0	0
Incest	0	0	0	0
Statutory Rape	0	0	0	0
Aggravated Assault	0	0	0	0
Simple Assault	0	0	0	0
Intimidation	0	0	0	0
Stalking	0	0	0	0
Commercial Sex Acts	0	0	0	0
Involuntary Servitude	0	0	0	0
Crimes Against Property				
Arson	2	0	0	0
Bribery	0	0	0	0
Burglary	0	0	0	0
Counterfeiting/Forgery	0	0	0	0
Destruction/Damage/Vandalism	0	0	0	0
Embezzlement	0	0	0	0
Extortion/Blackmail	0	0	0	0
Fraud - False Pretenses	0	0	0	0
Fraud - Credit Card/ATM	0	0	0	0
Fraud - Impersonation	0	0	0	0
Fraud - Welfare	0	0	0	0
Fraud - Wire	0	0	0	0
Motor Vehicle Theft	0	0	0	0
Robbery	0	0	0	0
Stolen Property Offenses	0	0	0	0
Theft - Pocket-picking	0	0	0	0
Theft - Purse Snatching	0	0	0	0
Theft - Shoplifting	0	0	0	0
Theft From Building	0	0	0	0
Theft From Coin Machine	0	0	0	0
Theft From Motor Vehicle	9	0	0	0
Theft of Motor Vehicle Parts	0	0	0	0
Theft - All Other Larceny	0	0	0	0
Crimes Against Society				
Drug/Narcotic Violations	6	6	12	0
Drug/Narcotic Equipment Violations	5	5	0	0
Gambling - Betting/Wagering	0	0	0	0
Gambling - Operating/Promoting	0	0	0	0
Gambling - Equipment Violations	0	0	0	0
Gambling - Sports Tampering	0	0	0	0
Pornography/Obscene Material	0	0	0	0
Prostitution	0	0	0	0
Prostitution Assisting/Promoting	0	0	0	0
Purchasing Prostitution	0	0	0	0
Weapon Law Violations	0	0	0	0
Total Group A Offenses	22	11	12	0



Standing Stone State Park - 2013

2012 Population Estimate	N/A
Offense Overview	
Offense Total	2
Number Cleared	2
Percent Cleared	100.00 %
Group A Crimes per 100,000 population	N/A
Arrest Overview	
Total Arrests	4
Adult Arrests	4
Juvenile Arrests	0
Unknown Age	0
Arrests per 100,000 population	N/A
Average number offenses/incident	2.00

Domestic Violence Victims		
Offense	Reported	Cleared
Murder	0	0
Aggravated Assault	0	0
Simple Assault	0	0
Intimidation	0	0
Stalking	0	0
Forcible Rape	0	0
Forcible Sodomy	0	0
Sexual Assault W/Object	0	0
Forcible Fondling	0	0
Incest	0	0
Statutory Rape	0	0
Kidnapping/Abduction	0	0
Total	0	0

TIBRS Group B Arrests		
Offense	Adult	Juvenile
Bad Checks	0	0
Curfew/Vagrancy	0	0
Disorderly Conduct	0	0
DUI	1	0
Drunkenness	0	0
Family-Non Violent	0	0
Liquor Law Violations	0	0
Peeping Tom	0	0
Trespass	2	0
All Other Offenses	0	0
Total Group B	3	0

TIBRS Group A Offenses	Offenses		Arrests	
	Reported	Cleared	Adult	Juvenile
Crimes Against Persons				
Murder	0	0	0	0
Negligent Manslaughter	0	0	0	0
Kidnapping/Abduction	0	0	0	0
Forcible Rape	0	0	0	0
Forcible Sodomy	0	0	0	0
Sexual Assault W/Object	0	0	0	0
Forcible Fondling	0	0	0	0
Incest	0	0	0	0
Statutory Rape	0	0	0	0
Aggravated Assault	0	0	0	0
Simple Assault	0	0	0	0
Intimidation	0	0	0	0
Stalking	0	0	0	0
Commercial Sex Acts	0	0	0	0
Involuntary Servitude	0	0	0	0
Crimes Against Property				
Arson	0	0	0	0
Bribery	0	0	0	0
Burglary	0	0	0	0
Counterfeiting/Forgery	0	0	0	0
Destruction/Damage/Vandalism	0	0	0	0
Embezzlement	0	0	0	0
Extortion/Blackmail	0	0	0	0
Fraud - False Pretenses	0	0	0	0
Fraud - Credit Card/ATM	0	0	0	0
Fraud - Impersonation	0	0	0	0
Fraud - Welfare	0	0	0	0
Fraud - Wire	0	0	0	0
Motor Vehicle Theft	0	0	0	0
Robbery	0	0	0	0
Stolen Property Offenses	0	0	0	0
Theft - Pocket-picking	0	0	0	0
Theft - Purse Snatching	0	0	0	0
Theft - Shoplifting	0	0	0	0
Theft From Building	0	0	0	0
Theft From Coin Machine	0	0	0	0
Theft From Motor Vehicle	0	0	0	0
Theft of Motor Vehicle Parts	0	0	0	0
Theft - All Other Larceny	0	0	0	0
Crimes Against Society				
Drug/Narcotic Violations	1	1	0	0
Drug/Narcotic Equipment Violations	1	1	1	0
Gambling - Betting/Wagering	0	0	0	0
Gambling - Operating/Promoting	0	0	0	0
Gambling - Equipment Violations	0	0	0	0
Gambling - Sports Tampering	0	0	0	0
Pornography/Obscene Material	0	0	0	0
Prostitution	0	0	0	0
Prostitution Assisting/Promoting	0	0	0	0
Purchasing Prostitution	0	0	0	0
Weapon Law Violations	0	0	0	0
Total Group A Offenses	2	2	1	0



2012 Population Estimate	N/A
Offense Overview	
Offense Total	0
Number Cleared	0
Percent Cleared	0.00 %
Group A Crimes per 100,000 population	N/A
Arrest Overview	
Total Arrests	0
Adult Arrests	0
Juvenile Arrests	0
Unknown Age	0
Arrests per 100,000 population	N/A
Average number offenses/incident	0.00

Domestic Violence Victims		
Offense	Reported	Cleared
Murder	0	0
Aggravated Assault	0	0
Simple Assault	0	0
Intimidation	0	0
Stalking	0	0
Forcible Rape	0	0
Forcible Sodomy	0	0
Sexual Assault W/Object	0	0
Forcible Fondling	0	0
Incest	0	0
Statutory Rape	0	0
Kidnapping/Abduction	0	0
Total	0	0

TIBRS Group B Arrests		
Offense	Adult	Juvenile
Bad Checks	0	0
Curfew/Vagrancy	0	0
Disorderly Conduct	0	0
DUI	0	0
Drunkenness	0	0
Family-Non Violent	0	0
Liquor Law Violations	0	0
Peeping Tom	0	0
Trespass	0	0
All Other Offenses	0	0
Total Group B	0	0

TIBRS Group A Offenses	Offenses		Arrests	
	Reported	Cleared	Adult	Juvenile
Crimes Against Persons				
Murder	0	0	0	0
Negligent Manslaughter	0	0	0	0
Kidnapping/Abduction	0	0	0	0
Forcible Rape	0	0	0	0
Forcible Sodomy	0	0	0	0
Sexual Assault W/Object	0	0	0	0
Forcible Fondling	0	0	0	0
Incest	0	0	0	0
Statutory Rape	0	0	0	0
Aggravated Assault	0	0	0	0
Simple Assault	0	0	0	0
Intimidation	0	0	0	0
Stalking	0	0	0	0
Commercial Sex Acts	0	0	0	0
Involuntary Servitude	0	0	0	0
Crimes Against Property				
Arson	0	0	0	0
Bribery	0	0	0	0
Burglary	0	0	0	0
Counterfeiting/Forgery	0	0	0	0
Destruction/Damage/Vandalism	0	0	0	0
Embezzlement	0	0	0	0
Extortion/Blackmail	0	0	0	0
Fraud - False Pretenses	0	0	0	0
Fraud - Credit Card/ATM	0	0	0	0
Fraud - Impersonation	0	0	0	0
Fraud - Welfare	0	0	0	0
Fraud - Wire	0	0	0	0
Motor Vehicle Theft	0	0	0	0
Robbery	0	0	0	0
Stolen Property Offenses	0	0	0	0
Theft - Pocket-picking	0	0	0	0
Theft - Purse Snatching	0	0	0	0
Theft - Shoplifting	0	0	0	0
Theft From Building	0	0	0	0
Theft From Coin Machine	0	0	0	0
Theft From Motor Vehicle	0	0	0	0
Theft of Motor Vehicle Parts	0	0	0	0
Theft - All Other Larceny	0	0	0	0
Crimes Against Society				
Drug/Narcotic Violations	0	0	0	0
Drug/Narcotic Equipment Violations	0	0	0	0
Gambling - Betting/Wagering	0	0	0	0
Gambling - Operating/Promoting	0	0	0	0
Gambling - Equipment Violations	0	0	0	0
Gambling - Sports Tampering	0	0	0	0
Pornography/Obscene Material	0	0	0	0
Prostitution	0	0	0	0
Prostitution Assisting/Promoting	0	0	0	0
Purchasing Prostitution	0	0	0	0
Weapon Law Violations	0	0	0	0
Total Group A Offenses	0	0	0	0



2012 Population Estimate	N/A
Offense Overview	
Offense Total	4
Number Cleared	0
Percent Cleared	0.00 %
Group A Crimes per 100,000 population	N/A
Arrest Overview	
Total Arrests	0
Adult Arrests	0
Juvenile Arrests	0
Unknown Age	0
Arrests per 100,000 population	N/A
Average number offenses/incident	1.33

Domestic Violence Victims		
Offense	Reported	Cleared
Murder	0	0
Aggravated Assault	0	0
Simple Assault	0	0
Intimidation	0	0
Stalking	0	0
Forcible Rape	0	0
Forcible Sodomy	0	0
Sexual Assault W/Object	0	0
Forcible Fondling	0	0
Incest	0	0
Statutory Rape	0	0
Kidnapping/Abduction	0	0
Total	0	0

TIBRS Group B Arrests		
Offense	Adult	Juvenile
Bad Checks	0	0
Curfew/Vagrancy	0	0
Disorderly Conduct	0	0
DUI	0	0
Drunkenness	0	0
Family-Non Violent	0	0
Liquor Law Violations	0	0
Peeping Tom	0	0
Trespass	0	0
All Other Offenses	0	0
Total Group B	0	0

TIBRS Group A Offenses	Offenses		Arrests	
	Reported	Cleared	Adult	Juvenile
Crimes Against Persons				
Murder	0	0	0	0
Negligent Manslaughter	0	0	0	0
Kidnapping/Abduction	0	0	0	0
Forcible Rape	0	0	0	0
Forcible Sodomy	0	0	0	0
Sexual Assault W/Object	0	0	0	0
Forcible Fondling	0	0	0	0
Incest	0	0	0	0
Statutory Rape	0	0	0	0
Aggravated Assault	0	0	0	0
Simple Assault	0	0	0	0
Intimidation	0	0	0	0
Stalking	0	0	0	0
Commercial Sex Acts	0	0	0	0
Involuntary Servitude	0	0	0	0
Crimes Against Property				
Arson	0	0	0	0
Bribery	0	0	0	0
Burglary	0	0	0	0
Counterfeiting/Forgery	0	0	0	0
Destruction/Damage/Vandalism	1	0	0	0
Embezzlement	0	0	0	0
Extortion/Blackmail	0	0	0	0
Fraud - False Pretenses	0	0	0	0
Fraud - Credit Card/ATM	0	0	0	0
Fraud - Impersonation	0	0	0	0
Fraud - Welfare	0	0	0	0
Fraud - Wire	0	0	0	0
Motor Vehicle Theft	0	0	0	0
Robbery	0	0	0	0
Stolen Property Offenses	0	0	0	0
Theft - Pocket-picking	0	0	0	0
Theft - Purse Snatching	0	0	0	0
Theft - Shoplifting	0	0	0	0
Theft From Building	0	0	0	0
Theft From Coin Machine	0	0	0	0
Theft From Motor Vehicle	0	0	0	0
Theft of Motor Vehicle Parts	0	0	0	0
Theft - All Other Larceny	3	0	0	0
Crimes Against Society				
Drug/Narcotic Violations	0	0	0	0
Drug/Narcotic Equipment Violations	0	0	0	0
Gambling - Betting/Wagering	0	0	0	0
Gambling - Operating/Promoting	0	0	0	0
Gambling - Equipment Violations	0	0	0	0
Gambling - Sports Tampering	0	0	0	0
Pornography/Obscene Material	0	0	0	0
Prostitution	0	0	0	0
Prostitution Assisting/Promoting	0	0	0	0
Purchasing Prostitution	0	0	0	0
Weapon Law Violations	0	0	0	0
Total Group A Offenses	4	0	0	0



2012 Population Estimate	N/A
Offense Overview	
Offense Total	5
Number Cleared	2
Percent Cleared	40.00 %
Group A Crimes per 100,000 population	N/A
Arrest Overview	
Total Arrests	1
Adult Arrests	1
Juvenile Arrests	0
Unknown Age	0
Arrests per 100,000 population	N/A
Average number offenses/incident	1.25

Domestic Violence Victims		
Offense	Reported	Cleared
Murder	0	0
Aggravated Assault	0	0
Simple Assault	0	0
Intimidation	0	0
Stalking	0	0
Forcible Rape	0	0
Forcible Sodomy	0	0
Sexual Assault W/Object	0	0
Forcible Fondling	0	0
Incest	0	0
Statutory Rape	0	0
Kidnapping/Abduction	0	0
Total	0	0

TIBRS Group B Arrests		
Offense	Adult	Juvenile
Bad Checks	0	0
Curfew/Vagrancy	0	0
Disorderly Conduct	0	0
DUI	0	0
Drunkenness	0	0
Family-Non Violent	0	0
Liquor Law Violations	0	0
Peeping Tom	0	0
Trespass	0	0
All Other Offenses	0	0
Total Group B	0	0

TIBRS Group A Offenses	Offenses		Arrests	
	Reported	Cleared	Adult	Juvenile
Crimes Against Persons				
Murder	0	0	0	0
Negligent Manslaughter	0	0	0	0
Kidnapping/Abduction	0	0	0	0
Forcible Rape	0	0	0	0
Forcible Sodomy	0	0	0	0
Sexual Assault W/Object	0	0	0	0
Forcible Fondling	0	0	0	0
Incest	0	0	0	0
Statutory Rape	0	0	0	0
Aggravated Assault	2	2	1	0
Simple Assault	0	0	0	0
Intimidation	0	0	0	0
Stalking	0	0	0	0
Commercial Sex Acts	0	0	0	0
Involuntary Servitude	0	0	0	0
Crimes Against Property				
Arson	0	0	0	0
Bribery	0	0	0	0
Burglary	0	0	0	0
Counterfeiting/Forgery	0	0	0	0
Destruction/Damage/Vandalism	1	0	0	0
Embezzlement	0	0	0	0
Extortion/Blackmail	0	0	0	0
Fraud - False Pretenses	0	0	0	0
Fraud - Credit Card/ATM	0	0	0	0
Fraud - Impersonation	0	0	0	0
Fraud - Welfare	0	0	0	0
Fraud - Wire	0	0	0	0
Motor Vehicle Theft	0	0	0	0
Robbery	0	0	0	0
Stolen Property Offenses	0	0	0	0
Theft - Pocket-picking	0	0	0	0
Theft - Purse Snatching	0	0	0	0
Theft - Shoplifting	0	0	0	0
Theft From Building	0	0	0	0
Theft From Coin Machine	0	0	0	0
Theft From Motor Vehicle	0	0	0	0
Theft of Motor Vehicle Parts	0	0	0	0
Theft - All Other Larceny	2	0	0	0
Crimes Against Society				
Drug/Narcotic Violations	0	0	0	0
Drug/Narcotic Equipment Violations	0	0	0	0
Gambling - Betting/Wagering	0	0	0	0
Gambling - Operating/Promoting	0	0	0	0
Gambling - Equipment Violations	0	0	0	0
Gambling - Sports Tampering	0	0	0	0
Pornography/Obscene Material	0	0	0	0
Prostitution	0	0	0	0
Prostitution Assisting/Promoting	0	0	0	0
Purchasing Prostitution	0	0	0	0
Weapon Law Violations	0	0	0	0
Total Group A Offenses	5	2	1	0



2012 Population Estimate	N/A
Offense Overview	
Offense Total	9
Number Cleared	9
Percent Cleared	100.00 %
Group A Crimes per 100,000 population	N/A
Arrest Overview	
Total Arrests	14
Adult Arrests	13
Juvenile Arrests	1
Unknown Age	0
Arrests per 100,000 population	N/A
Average number offenses/incident	1.29

Domestic Violence Victims		
Offense	Reported	Cleared
Murder	0	0
Aggravated Assault	1	1
Simple Assault	0	0
Intimidation	0	0
Stalking	0	0
Forcible Rape	0	0
Forcible Sodomy	0	0
Sexual Assault W/Object	0	0
Forcible Fondling	0	0
Incest	0	0
Statutory Rape	0	0
Kidnapping/Abduction	0	0
Total	1	1

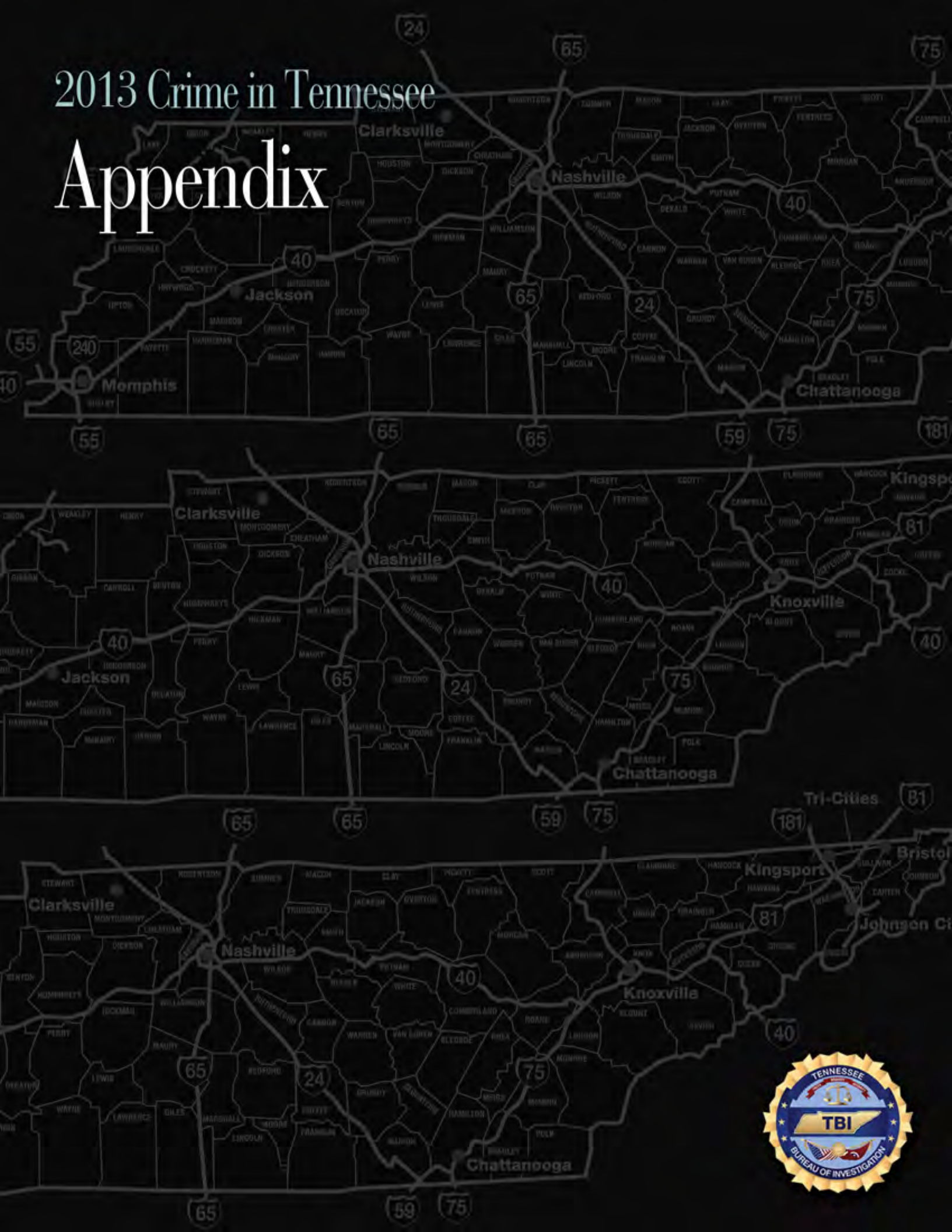
TIBRS Group B Arrests		
Offense	Adult	Juvenile
Bad Checks	0	0
Curfew/Vagrancy	0	0
Disorderly Conduct	1	0
DUI	1	0
Drunkenness	1	0
Family-Non Violent	0	0
Liquor Law Violations	4	0
Peeping Tom	0	0
Trespass	0	0
All Other Offenses	0	0
Total Group B	7	0

TIBRS Group A Offenses	Offenses		Arrests	
	Reported	Cleared	Adult	Juvenile
Crimes Against Persons				
Murder	0	0	0	0
Negligent Manslaughter	0	0	0	0
Kidnapping/Abduction	0	0	0	0
Forcible Rape	0	0	0	0
Forcible Sodomy	0	0	0	0
Sexual Assault W/Object	0	0	0	0
Forcible Fondling	0	0	0	0
Incest	0	0	0	0
Statutory Rape	0	0	0	0
Aggravated Assault	1	1	1	0
Simple Assault	0	0	0	0
Intimidation	0	0	0	0
Stalking	0	0	0	0
Commercial Sex Acts	0	0	0	0
Involuntary Servitude	0	0	0	0
Crimes Against Property				
Arson	0	0	0	0
Bribery	0	0	0	0
Burglary	0	0	0	0
Counterfeiting/Forgery	0	0	0	0
Destruction/Damage/Vandalism	0	0	0	0
Embezzlement	0	0	0	0
Extortion/Blackmail	0	0	0	0
Fraud - False Pretenses	0	0	0	0
Fraud - Credit Card/ATM	0	0	0	0
Fraud - Impersonation	0	0	0	0
Fraud - Welfare	0	0	0	0
Fraud - Wire	0	0	0	0
Motor Vehicle Theft	0	0	0	0
Robbery	0	0	0	0
Stolen Property Offenses	0	0	0	0
Theft - Pocket-picking	0	0	0	0
Theft - Purse Snatching	0	0	0	0
Theft - Shoplifting	0	0	0	0
Theft From Building	0	0	0	0
Theft From Coin Machine	0	0	0	0
Theft From Motor Vehicle	0	0	0	0
Theft of Motor Vehicle Parts	0	0	0	0
Theft - All Other Larceny	0	0	0	0
Crimes Against Society				
Drug/Narcotic Violations	4	4	3	1
Drug/Narcotic Equipment Violations	2	2	0	0
Gambling - Betting/Wagering	0	0	0	0
Gambling - Operating/Promoting	0	0	0	0
Gambling - Equipment Violations	0	0	0	0
Gambling - Sports Tampering	0	0	0	0
Pornography/Obscene Material	0	0	0	0
Prostitution	0	0	0	0
Prostitution Assisting/Promoting	0	0	0	0
Purchasing Prostitution	0	0	0	0
Weapon Law Violations	2	2	2	0
Total Group A Offenses	9	9	6	1



2013 Crime in Tennessee

Appendix



TIBRS Group A

Offense Definitions

Arson – To unlawfully and intentionally damage, or attempt to damage, any real or personal property by fire or incendiary device.

Assault Offenses – An unlawful attack by one person on another.

Aggravated Assault – An unlawful attack by one person upon another wherein the offender uses a weapon or displays it in a threatening manner, or the victim suffers obvious severe or aggravated bodily injury involving apparent broken bones, loss of teeth, possible internal injury, severe laceration or loss of consciousness.

Simple Assault – An unlawful physical attack by one person upon another where neither the offender displays a weapon, nor the victim suffers obvious severe or aggravated bodily injury involving apparent broken bones, loss of teeth, possible internal injury, severe laceration or loss of consciousness.

Intimidation – To unlawfully place another person in reasonable fear of bodily harm through the use of threatening words and/or other conduct, but without displaying a weapon or subjecting the victim to actual physical attack.

Stalking – To intentionally and repeatedly follow or harass another person in such a manner as would cause that person to be in reasonable fear of being assaulted, suffering bodily injury or death.

Bribery – The offering, giving, receiving or soliciting of any thing of value (i.e., a bribe, gratuity or kickback) to sway the judgment or action of a person in a position of trust or influence.

Burglary/Breaking and Entering – The unlawful entry into a building or other structure with the intent to commit a felony or a theft.

Counterfeiting/Forgery – The altering, copying or imitation of something, without authority or right, with the intent to deceive or defraud by passing the copy or thing altered or imitated as that which is original or genuine; or the selling, buying or possession of an altered, copied or imitated thing with the intent to deceive or defraud.

Destruction/Damage/Vandalism of Property – To willfully or maliciously destroy, damage, deface or otherwise injure real or personal property without the consent of the owner or the person having custody or control of it.

Drug/Narcotic Offenses – The violation of laws prohibiting the production, distribution, and/or use of certain controlled substances and the equipment or devices utilized in their preparation and/or use.

Drug/Narcotic Violations – The unlawful cultivation, manufacture, distribution, sale, purchase, use, possession, transportation or importation of any controlled drug or narcotic substance.



Drug/Narcotic Offenses (continued)

Drug Equipment Violations – The unlawful manufacture, sale, purchase, possession or transportation of equipment or devices utilized in preparing and/or using drugs or narcotics.

Embezzlement – The unlawful misappropriation by an offender to his/her own use or purpose of money, property, or some other thing of value entrusted to his/her care, custody or control.

Extortion/Blackmail – To unlawfully obtain money, property, or any other thing of value, either tangible or intangible, through the use or threat of force, misuse of authority, threat of criminal prosecution, threat of destruction of reputation or social standing or through other coercive means.

Fraud Offenses – The intentional perversion of the truth for the purpose of inducing another person or other entity in reliance upon it to part with some thing of value or surrender a legal right.

False Pretenses/Swindle/Confidence Game – The intentional misrepresentation of existing facts or conditions, or the use of some other deceptive scheme or device to obtain money, goods, or other things of value.

Credit Card/Automatic Teller Machine Fraud – The unlawful use of a credit or debit card or automatic teller machine for fraudulent purposes.

Impersonation – Falsely representing one's identity or position, and acting in the character or position thus unlawfully assumed, to deceive others and thereby gain a profit or advantage, enjoy some right or privilege, or subject another person or entity to an expense, charge, or liability which would not have otherwise been incurred.

Welfare Fraud – The use of deceitful statements, practices or devices to unlawfully obtain welfare benefits.

Wire Fraud – The use of an electric or electronic communications facility to intentionally transmit a false and/or deceptive message in furtherance of a fraudulent activity.

Gambling Offenses – To unlawfully bet or wager money or something else of value; assist, promote or operate a game of chance for money or some other stake; possess or transmit wagering information; manufacture, sell, purchase, possess or transport gambling equipment, devices or goods; or tamper with the outcome of a sporting event or contest to gain a gambling advantage.

Betting/Wagering – To unlawfully stake money or something else of value on the happening of an uncertain event or on the ascertainment of a fact in dispute.

Operating/Promoting/Assisting Gambling – To unlawfully operate, promote or assist in the operation of a game of chance, lottery or other gambling activity.

Gambling Equipment Violations – To unlawfully manufacture, sell, buy, possess or transport equipment, devices and/or goods used for gambling purposes.

Sports Tampering – To unlawfully alter, meddle in or otherwise interfere with a sporting contest or event for the purpose of gaining a gambling advantage.



Homicide Offenses

Murder and Nonnegligent Manslaughter – The willful (nonnegligent) killing of one human being by another.

Negligent Manslaughter – The killing of another person through negligence.

Justifiable Homicide – The killing of a perpetrator of a serious criminal offense by a peace officer in the line of duty; or the killing, during the commission of a serious criminal offense, of the perpetrator by a private individual.

* Justifiable homicide is not an actual offense, is not considered a crime and is not included in an agency's crime counts.

Human Trafficking Offenses

Commercial Sex Acts – Inducing a person by force, fraud, or coercion to participate in commercial sex acts, or in which the person induced to perform such act(s) has not attained 18 years of age.

Involuntary Servitude – The obtaining of a person(s) through recruitment, harboring, transportation, or provision, and subjecting such person(s) by force, fraud, or coercion into involuntary servitude, peonage, debt bondage, or slavery (not to include commercial sex acts).

Kidnapping/Abduction – The unlawful seizure, transportation, and/or detention of a person against his/her will, or of a minor without the consent of his/her custodial parent(s) or legal guardian.

Larceny/Theft Offenses – The unlawful taking, carrying, leading or riding away of property from the possession, or constructive possession, of another person.

Pocket-Picking – The theft of articles from another person's physical possession by stealth where the victim does not become immediately aware of the theft.

Purse Snatching – The grabbing or snatching of a purse, handbag, etc., from the physical possession of another person.

Shoplifting – The theft, by someone other than an employee of the victim, of goods or merchandise exposed for sale.

Theft from Building – A theft from within a building which is either open to the general public or of which the offender has legal access.

Theft from Coin-Operated Machine or Device – A theft from a machine or device which is operated or activated by the use of coins.

Theft from Motor Vehicle – The theft of articles from a motor vehicle, whether locked or unlocked.

Theft of Motor Vehicle Parts or Accessories – The theft of any part or accessory affixed to the interior or exterior of a motor vehicle in a manner which would make the item an attachment of the vehicle or necessary for its operation.



Larceny/Theft Offenses (continued)

All Other Larceny – All thefts which do not fit any of the definitions of the specific subcategories of Larceny/Theft listed above.

Motor Vehicle Theft – The theft of a motor vehicle.

Pornography/Obscene Material – The violation of laws or ordinances prohibiting the manufacture, publishing, sale, purchase or possession of sexually explicit material, e.g., literature, photographs, etc.

Prostitution Offenses

Prostitution – To unlawfully engage in sexual relations for profit.

Assisting or Promoting Prostitution – To solicit customers or transport persons for prostitution purposes; to own, manage or operate a dwelling or other establishment for the purpose of providing a place where prostitution is performed; or to otherwise assist or promote prostitution.

Purchasing Prostitution – To purchase, or trade, anything of value for commercial sex acts.

Robbery – The taking, or attempting to take, anything of value under confrontational circumstances from the control, custody or care of another person by force or threat of force or violence, and/or by putting the victim in fear of immediate harm.

Sex Offenses, Forcible – Any sexual act directed against another person, forcibly and/or against that person's will; or not forcibly or against the person's will where the victim is incapable of giving consent.

Forcible Rape – The carnal knowledge of a person, forcibly and/or against that person's will; or not forcibly or against the person's will where the victim is incapable of giving consent because of his/her youth or because of his/her temporary or permanent mental or physical incapacity.

Forcible Sodomy – Oral or anal sexual intercourse with another person, forcibly and/or against that person's will; or not forcibly or against the person's will where the victim is incapable of giving consent because of his/her youth or because of his/her temporary or permanent mental or physical incapacity.

Sexual Assault With An Object – To use an object or instrument to unlawfully penetrate, however slightly, the genital or anal opening of the body of another person, forcibly and/or against that person's will; or not forcibly or against the person's will where the victim is incapable of giving consent because of his/her youth or his/her temporary or permanent mental or physical incapacity.

Forcible Fondling – The touching of the private body parts of another person for the purpose of sexual gratification, forcibly and/or against that person's will; or not forcibly or against the person's will where the victim is incapable of giving consent because of his/her youth or because of his/her temporary or permanent mental or physical incapacity.



Sex Offenses, Nonforcible – Unlawful, Nonforcible sexual intercourse.

Incest – Nonforcible sexual intercourse between persons who are related to each other within the degrees wherein marriage is prohibited by law.

Statutory Rape – Nonforcible sexual intercourse with a person who is under the statutory age of consent.

Note: By Tennessee Statute the victim must be between ages 13-17 and the offender must be at least four years older for an offense to be classified as Statutory Rape.

Stolen Property Offense – Receiving, buying, selling, possessing, concealing or transporting any property with the knowledge that it has been unlawfully taken, as by burglary, embezzlement, fraud, larceny, robbery, etc.

Weapon Law Violations – The violation of laws or ordinances prohibiting the manufacture, sale, purchase, transportation, possession, concealment or use of firearms, cutting instruments, explosives, incendiary devices or other deadly weapons. This category includes violations such as the manufacture, sale or possession of deadly weapons; carrying deadly weapons, concealed or openly; using, manufacturing, etc., silencers; and furnishing deadly weapons to minors.

TIBRS Group B Offense Definitions

There are ten Group B offense categories and they encompass all of the crimes which are not Group A offenses, with the exception of most traffic offenses which TIBRS does not collect information on.

Bad Checks – Knowingly and intentionally writing and/or negotiating checks drawn against insufficient or nonexistent funds.

Curfew/Loitering/Vagrancy Violations – The violation of a court order, regulation, ordinance or law requiring the withdrawal of persons from the streets or other specified areas; prohibiting persons from remaining in an area or place in an idle or aimless manner; or prohibiting persons from going from place to place without visible means of support.

Disorderly Conduct – Any behavior that tends to disturb the public peace or decorum, scandalize the community or shock the public sense of morality.

Driving Under the Influence – Driving or operating a motor vehicle or common carrier while mentally or physically impaired as the result of consuming an alcoholic beverage or using a drug or narcotic.

Drunkness – To drink alcoholic beverages to the extent that one's mental faculties and physical coordination are substantially impaired.



Group B Offense Definitions (continued)

Family Offense, Nonviolent – Unlawful, nonviolent acts by a family member (or legal guardian) which threaten the physical, mental or economic well-being or morals of another family member and which are not classifiable as other offenses, such as Assault, Incest, Statutory Rape, etc.

Liquor Law Violations – The violation of laws or ordinances prohibiting the manufacture, sale, purchase, transportation, possession or use of alcoholic beverages.

Peeping Tom – To secretly look through a window, doorway, keyhole or other aperture for the purpose of voyeurism.

Trespass of Real Property – To unlawfully enter land, a dwelling or other real property.

All Other Offenses – All crimes which are not Group A offenses and not included in one of the specifically named Group B crime categories listed above.

Includes: Contempt of Court, Failure to Appear, Violation of Probation / Parole.

Glossary of Terms and Definitions

Bias Motivation	Data element collecting hate or bias motivated crime information.
CSC	Criminal Justice Information System (CJIS) Support Center – TBI unit responsible for day to day operations of Tennessee Incident Based Reporting System Program.
Element	A component or part of any given criminal incident.
Exceptional Clearance	An incident is cleared by exceptional means when circumstances beyond law enforcement control prevents a physical arrest. The offender is known as is his/her location.
FBI	Federal Bureau of Investigation
Group A Offense	Twenty-three classification of crime categories comprised of 50 separate criminal offenses.
Group B Offense	Ten classifications of activities that violate state statutes or local ordinances that are reported to TIBRS when an arrest is made.
Incident	An incident is defined as all offenses committed by one or more offenders acting in concert and occurring at the same time and place.
Incident Number	A number used to uniquely identify an incident at a reporting agency.
LEIC	Law Enforcement Information Coordinator – staff at the TBI CSC that conduct audits, training and monitor quality control issues.



Glossary of Terms and Definitions (continued)

LEOKA	Law Enforcement Officer Killed or Assaulted – a national program that collects information on any incidents involving an assault or killing of a law enforcement official.
Multiple Arrest Indicator	A field used if investigation determines that the current arrestee committed other unsolved crimes and will be charged with those crimes.
NIBRS	National Incident Based Reporting System – the FBI’s system to collect crime statistics information in an incident based format.
Offense	Criminal Activity that has been identified and reported to TIBRS in the established format.
ORI Number	A 9-character number used as an agency identifier assigned by the FBI.
RAC	Reporting Agency Coordinator – the person designated to be the local agency contact for the TIBRS program.
Summary System	A system of reporting eight index crimes to the FBI’s Uniform Crime Reporting system. The system collects information in the aggregate or summary format instead of incident based. Only the most serious crime in an incident is reported.
TBI	Tennessee Bureau of Investigation
TIBRS	Tennessee Incident Based Reporting System – the state system for collection of crime statistics information in an incident based format.
TCA	Tennessee Code Annotated
UCR	Uniform Crime Reporting – the national system for collection of crime statistics based upon standard offense definitions.

Units of Count – Offense

The units of count principles are based upon FBI practices and conform to national standards for counting offenses.

Crimes Against Persons – Homicide, Assaults, Sex Offenses (forcible and non forcible), Kidnapping. Each victim equals one offense. Example – an incident involving an aggravated assault with two victims will be counted as two aggravated assaults.

Crimes Against Property – Each offense counts as one occurrence with the exception of Motor Vehicle Theft which is the count of the number of vehicles stolen.

Crimes Against Society – Each offense counts as one occurrence. Example – one drug narcotic violation counts as one offense.



Units of Count – Clearances

The units of count for clearances are based upon FBI practices and conform to national standards for counting clearances. Example – one arrest or exceptional clearance will clear all offenses in the incident.

Updated statistics may be found at http://www.tbi.tn.gov/tn_crime_stats/crime_stats_online.shtml by clicking on the link on that page.

