

A Statistical Summary of
Crimes Reported on The
Campuses of All Tennessee
Institutions of Higher
Education



Prepared By
The Tennessee Bureau of Investigation
Crime Statistics Unit



BILL HASLAM
Governor

TENNESSEE BUREAU OF INVESTIGATION

901 R.S. Gass Boulevard
Nashville, Tennessee 37216-2639
(615) 744-4000
TDD (615) 744-4001



Mark Gwyn
Director

March 30, 2011

Ladies and Gentlemen:

Pursuant to the 1989 "College and University Security Information Act" (Public Chapter No. 317) enacted by the General Assembly, the Tennessee Bureau of Investigation is publishing the annual Crime on Campus Report. This report presents the nature, volume, and extent of reported crime on the campuses and in the housing of Tennessee colleges and universities during calendar year 2010.

The report is based on data submitted to the TBI through the Tennessee Incident Based Reporting System (TIBRS) program that collects data on all crimes occurring in Tennessee. All law enforcement agencies as well as colleges and universities are mandated to report crime statistics to the TBI. This report is produced from the TIBRS program and comparison statistics are included.

This report will hopefully assist law enforcement, institution administrations, and government officials in planning their efforts in the fight against crime and continue to create an awareness that crime exists as a threat in our communities. The threats to society by criminal activity must be addressed by efforts from all law-abiding citizens as well as law enforcement agencies.

I wish to express my appreciation to all institutions of higher learning that consistently support a unified crime reporting system in Tennessee. The Bureau urges all Tennesseans to continue to cooperate in reporting crime and in applying crime prevention strategies.

Sincerely,

Mark Gwyn
Director



I. Introduction

A. Crime on Campus Program

The “Crime on Campus” reporting program is operated pursuant to the requirements of the “College and University Security Information Act”, (T.C.A. § 49-7-2201, *et. seq.*) enacted by the General Assembly of the State of Tennessee, effective July 1, 1989. The Act requires each institution of higher education to report to the Tennessee Bureau of Investigation data relating to crimes occurring on the campus and in student housing. The Bureau is required to prescribe the reporting form and format for the collection of such data and to publish an annual report of the results of such data submissions from each institution. The Tennessee Incident Based Reporting System (TIBRS) offense classifications are based on FBI definitions, which are used as the national standard for statistical crime reporting.

The primary objective of the reporting program is to inform the Governor, the State and Local Government Committees and the Education Committees of the Tennessee House of Representatives and Senate, the General Assembly, other government officials, and the public as to the nature and extent of crime on the campuses of Tennessee’s institutions of higher education. Such a report will also provide law enforcement administrators with criminal statistics for administrative and operational purposes.

The “Crime on Campus Report” was compiled using data from the Tennessee Incident Based Reporting System (TIBRS). TIBRS offers the advantage of more accurate reporting of crime statistics than the UCR summary system, which was used in the past. The main difference between TIBRS and UCR summary reporting is that TIBRS will allow more than one crime to be reported per incident, and the UCR summary system allowed the entry of only the most serious crime to be reported. The two systems also differ in the way offenses are defined. Homicide, assault and larceny, for example, are broken down into subcategories in TIBRS while they are established as broad categories in UCR summary reporting. Suicide and attempted suicide, which were collected in UCR summary reports under the *other* category, are not collected under TIBRS. The 2010 Crime on Campus Report includes sections for both analysis and comparison of offenses by year. The definitions of TIBRS Group A offenses will be found in Appendix A and the definitions for TIBRS Group B offenses will be found in Appendix B. Due to FBI reporting procedures, this report only includes Group B incidents for which there was a clearance by arrest, summons or citation.

B. Calculation of Rates

1. **Crime Rate** – Campus population data is tabulated, as shown on the individual institution summaries which follow, based on the 2010 fall term campus population. Such population data takes into account all full-time equivalent (FTE) undergraduate and graduate students, faculty personnel and security personnel. The rate is calculated per offense category by computing the number of offenses per 1,000 persons included in the campus population, and is computed using the following formula:

$$\text{Crime Rate} = \frac{\text{Offenses Reported}}{\text{Total Campus Population}} \times 1,000$$

2. **Clearance Rate** – The percentage of offenses which were cleared is the ratio of “Offenses Cleared” to “Actual Offenses Reported”. It is expressed as a percentage and is computed using the following formula:

$$\text{Percentage Cleared} = \frac{\text{Offense Cleared}}{\text{Offenses Reported}} \times 100$$

C. Institution Incident Reports

Each report reflects data for the period of January through December 2010, unless otherwise noted. This report reflects fall term campus population and is based on the data provided to the TBI by each institution each month. The monthly reports submitted to TBI are stored in a repository by the Crime Statistics Unit.

D. Off-Campus Reports

T.C.A. § 49-7-2205 states that “The crime statistics shall also include crime data compilations, where available, for crimes against the students of institutions of higher education that are committed within the county where such school is located. Such information shall be taken from incidence/complaint report forms used by state, county and municipal law enforcement agencies that are submitted pursuant to T.C.A. § 38-10-102, or voluntarily for purposes of this part. Said incidence/complaint forms shall, when applicable, indicate whether the victim is a student attending an institution of higher education that is located in the county in which the crime occurred and the name of the school attended by such student.”

This law became effective January 1, 1994, and reports are included that were submitted by local law enforcement for calendar year 2010.

II. Overview of Reported Offenses

- Reported offenses on Tennessee college campuses decreased 4.6% from 2009-2010
 - 7,190 offenses were reported in 2010
 - 7,538 offenses were reported in 2009
 - 6,902 offenses were reported in 2008

- Larceny/Theft Offenses comprised 38.9% of the total offenses reported in 2010
 - 38.5% of total offenses for 2009
 - 38.0% of total offenses for 2008

- Drug/Narcotic Violations decreased 1.5% during 2010

- Drug Equipment Violations increased 3.3% during 2010

- Reported rapes decreased from 17 in 2009 to 10 during 2010

- Forcible Fondling Offenses increased from 8 in 2009 to 18 in 2010

- Fraud Offenses decreased 23.8%

- 65.0% of Property Crimes have a reported loss type of Stolen

- 14.9% of Stolen events occur during the hours of 12:00 noon and 2:59 pm

- 39.3% of Stolen Property is recovered between the hours of 12:00 noon and 5:59 pm

- 3.5 days is the average number of days between the Stolen event occurrence and the property recovery

**Crime on Campus, Comparison Of Offenses by Year
Total Number of Offenses Reported, 2007-2010, By Offense**

| Offense Code | Offense Category | Total Offenses Reported | | | | Percent Change | | | Offense as % of Total | | | | | |
|-------------------------|----------------------------------|-------------------------|--------------|--------------|--------------|----------------|---------------|---------------|-----------------------|------|--------------|--------------|--------------|--------------|
| | | 2007 | 2008 | 2009 | 2010 | 2007-2008 | 2008-2009 | 2009-2010 | 2007 | 2008 | 2009 | 2010 | | |
| Group A Offenses | | | | | | | | | | | | | | |
| 200 | Arson | 17 | 8 | 12 | 10 | | -52.9% | 50.0% | -16.7% | | 0.2% | 0.1% | 0.2% | 0.1% |
| | Assault Offenses | 683 | 578 | 741 | 629 | | -15.4% | 28.2% | -15.1% | | 9.3% | 8.4% | 9.8% | 8.7% |
| 13A | Aggravated Assault | 76 | 64 | 50 | 57 | | -15.8% | -21.9% | 14.0% | | 1.0% | 0.9% | 0.7% | 0.8% |
| 13B | Simple Assault | 345 | 314 | 429 | 340 | | -9.0% | 36.6% | -20.7% | | 4.7% | 4.5% | 5.7% | 4.7% |
| 13C | Intimidation | 238 | 190 | 237 | 219 | | -20.2% | 24.7% | -7.6% | | 3.2% | 2.8% | 3.1% | 3.0% |
| 13D | Stalking | 24 | 10 | 25 | 13 | | -58.3% | 150.0% | -48.0% | | 0.3% | 0.1% | 0.3% | 0.2% |
| 510 | Bribery | 0 | 0 | 1 | 0 | | - | 100.0% | - | | 0.0% | 0.0% | 0.0% | 0.0% |
| 220 | Burglary/ Breaking & Entering | 423 | 372 | 456 | 398 | | -12.1% | 22.6% | -12.7% | | 5.7% | 5.4% | 6.0% | 5.5% |
| 250 | Counterfeiting/Forgery | 17 | 25 | 52 | 17 | | 47.1% | 108.0% | -67.3% | | 0.2% | 0.4% | 0.7% | 0.2% |
| 290 | Destruction/Damage/Vandalism | 915 | 852 | 809 | 735 | | -6.9% | -5.0% | -9.1% | | 12.4% | 12.3% | 10.7% | 10.2% |
| | Drug/Narcotic Offenses | 527 | 526 | 613 | 614 | | -0.2% | 16.5% | 0.2% | | 7.1% | 7.6% | 8.1% | 8.5% |
| 35A | Drugs/Narcotics Violation | 336 | 348 | 403 | 397 | | 3.6% | 15.8% | -1.5% | | 4.6% | 5.0% | 5.3% | 5.5% |
| 35B | Drug Equipment Violation | 191 | 178 | 210 | 217 | | -6.8% | 18.0% | 3.3% | | 2.6% | 2.6% | 2.8% | 3.0% |
| 270 | Embezzlement | 23 | 11 | 17 | 15 | | -52.2% | 54.5% | -11.8% | | 0.3% | 0.2% | 0.2% | 0.2% |
| 210 | Extortion/Blackmail | 1 | 2 | 3 | 1 | | 100.0% | 50.0% | -66.7% | | 0.0% | 0.0% | 0.0% | 0.0% |
| | Fraud Offenses | 86 | 60 | 105 | 80 | | -30.2% | 75.0% | -23.8% | | 1.2% | 0.9% | 1.4% | 1.1% |
| 26A | False Pretenses/Swindle/Con | 26 | 14 | 30 | 26 | | -46.2% | 114.3% | -13.3% | | 0.4% | 0.2% | 0.4% | 0.4% |
| 26B | Credit Card/ATM | 25 | 24 | 41 | 25 | | -4.0% | 70.8% | -39.0% | | 0.3% | 0.3% | 0.5% | 0.3% |
| 26C | Impersonation | 33 | 21 | 33 | 26 | | -36.4% | 57.1% | -21.2% | | 0.4% | 0.3% | 0.4% | 0.4% |
| 26D | Welfare Fraud | 0 | 0 | 0 | 1 | | - | - | 100.0% | | 0.0% | 0.0% | 0.0% | 0.0% |
| 26E | Wire Fraud | 2 | 1 | 1 | 2 | | -50.0% | 0.0% | 100.0% | | 0.0% | 0.0% | 0.0% | 0.0% |
| | Gambling Offenses | 1 | 0 | 3 | 0 | | - | 100.0% | - | | 0.0% | 0.0% | 0.0% | 0.0% |
| 39A | Betting/Wagering | 1 | 0 | 1 | 0 | | - | 100.0% | - | | 0.0% | 0.0% | 0.0% | 0.0% |
| 39B | Operation/Promoting/Assisting | 0 | 0 | 0 | 0 | | - | - | - | | 0.0% | 0.0% | 0.0% | 0.0% |
| 39C | Gambling Equipment Violation | 0 | 0 | 2 | 0 | | - | 100.0% | - | | 0.0% | 0.0% | 0.0% | 0.0% |
| 39D | Sports Tampering | 0 | 0 | 0 | 0 | | - | - | - | | 0.0% | 0.0% | 0.0% | 0.0% |
| | Homicide Offenses | 2 | 0 | 1 | 0 | | - | 100.0% | - | | 0.0% | 0.0% | 0.0% | 0.0% |
| 09A | Murder/Nonnegligent Manslaughter | 1 | 0 | 1 | 0 | | - | 100.0% | - | | 0.0% | 0.0% | 0.0% | 0.0% |
| 09B | Negligent Manslaughter | 1 | 0 | 0 | 0 | | - | - | - | | 0.0% | 0.0% | 0.0% | 0.0% |
| 100 | Kidnapping/Abduction | 4 | 1 | 3 | 5 | | -75.0% | 200.0% | 66.7% | | 0.1% | 0.0% | 0.0% | 0.1% |
| | Larceny/Theft Offenses | 2,538 | 2,624 | 2,903 | 2,799 | | 3.4% | 10.6% | -3.6% | | 34.4% | 38.0% | 38.5% | 38.9% |
| 23A | Pocket-Picking | 10 | 6 | 7 | 5 | | -40.0% | 16.7% | -28.6% | | 0.1% | 0.1% | 0.1% | 0.1% |
| 23B | Purse-Snatching | 8 | 4 | 1 | 1 | | -50.0% | -75.0% | 0.0% | | 0.1% | 0.1% | 0.0% | 0.0% |
| 23C | Shoplifting | 27 | 23 | 184 | 121 | | -14.8% | 700.0% | -34.2% | | 0.4% | 0.3% | 2.4% | 1.7% |
| 23D | Theft from Building | 1,240 | 1,230 | 1,456 | 1,490 | | -0.8% | 18.4% | 2.3% | | 16.8% | 17.8% | 19.3% | 20.7% |
| 23E | Theft from Coin Machine | 67 | 30 | 22 | 22 | | -55.2% | -26.7% | 0.0% | | 0.9% | 0.4% | 0.3% | 0.3% |
| 23F | Theft from Motor Vehicle | 474 | 504 | 545 | 495 | | 6.3% | 8.1% | -9.2% | | 6.4% | 7.3% | 7.2% | 6.9% |
| 23G | Theft of Vehicle Parts | 227 | 218 | 188 | 191 | | -4.0% | -13.8% | 1.6% | | 3.1% | 3.2% | 2.5% | 2.7% |
| 23H | All Other Larceny | 485 | 609 | 500 | 474 | | 25.6% | -17.9% | -5.2% | | 6.6% | 8.8% | 6.6% | 6.6% |

Crime on Campus, Comparison Of Offenses by Year

| Offense Code | Offense Category | Total Offenses Reported | | | | Percent Change | | | Offense as % of Total | | | |
|--------------|------------------------------------|-------------------------|--------------|--------------|--------------|----------------|---------------|---------------|-----------------------|---------------|---------------|---------------|
| | | 2007 | 2008 | 2009 | 2010 | 2007-2008 | 2008-2009 | 2009-2010 | 2007 | 2008 | 2009 | 2010 |
| 240 | Motor Vehicle Theft | 84 | 49 | 54 | 53 | -41.7% | 10.2% | -1.9% | 1.1% | 0.7% | 0.7% | 0.7% |
| 370 | Pornography/Obscene Material | 4 | 6 | 2 | 1 | 50.0% | -66.7% | -50.0% | 0.1% | 0.1% | 0.0% | 0.0% |
| | Prostitution Offenses | 0 | 0 | 1 | 0 | - | 100.0% | - | 0.0% | 0.0% | 0.0% | 0.0% |
| 40A | Prostitution | 0 | 0 | 1 | 0 | - | 100.0% | - | 0.0% | 0.0% | 0.0% | 0.0% |
| 40B | Assisting/Promotion Prostitution | 0 | 0 | 0 | 0 | - | - | - | 0.0% | 0.0% | 0.0% | 0.0% |
| 120 | Robbery | 26 | 26 | 20 | 30 | 0.0% | -23.1% | 50.0% | 0.4% | 0.4% | 0.3% | 0.4% |
| | Sex Offenses, Forcible | 40 | 19 | 28 | 30 | -52.5% | 47.4% | 7.1% | 0.5% | 0.3% | 0.4% | 0.4% |
| 11A | Forcible Rape | 25 | 12 | 17 | 10 | -52.0% | 41.7% | -41.2% | 0.3% | 0.2% | 0.2% | 0.1% |
| 11B | Forcible Sodomy | 1 | 1 | 2 | 0 | 0.0% | 100.0% | - | 0.0% | 0.0% | 0.0% | 0.0% |
| 11C | Sexual Assault with an Object | 3 | 1 | 1 | 2 | 100.0% | 0.0% | 100.0% | 0.0% | 0.0% | 0.0% | 0.0% |
| 11D | Forcible Fondling | 11 | 5 | 8 | 18 | -54.5% | 60.0% | 125.0% | 0.1% | 0.1% | 0.1% | 0.3% |
| | Sex Offenses, Nonforcible | 1 | 1 | 1 | 0 | 0.0% | 0.0% | - | 0.0% | 0.0% | 0.0% | 0.0% |
| 36A | Incest | 0 | 1 | 0 | 0 | 100.0% | - | - | 0.0% | 0.0% | 0.0% | 0.0% |
| 36B | Statutory Rape | 1 | 0 | 1 | 0 | - | 100.0% | - | 0.0% | 0.0% | 0.0% | 0.0% |
| 280 | Stolen Property Offenses | 8 | 9 | 8 | 5 | 12.5% | -11.1% | -37.5% | 0.1% | 0.1% | 0.1% | 0.1% |
| 520 | Weapon Law Violations | 45 | 40 | 43 | 49 | -11.1% | 7.5% | 14.0% | 0.6% | 0.6% | 0.6% | 0.7% |
| | Group B Offenses | | | | | | | | | | | |
| 90A | Bad Checks | 0 | 2 | 2 | 1 | 100.0% | 0.0% | -50.0% | 0.0% | 0.0% | 0.0% | 0.0% |
| 90B | Curfew/Loitering/Vagrancy | 2 | 2 | 21 | 47 | 0.0% | 950.0% | 123.8% | 0.0% | 0.0% | 0.3% | 0.7% |
| 90C | Disorderly Conduct | 120 | 93 | 58 | 123 | -22.5% | -37.6% | 112.1% | 1.6% | 1.3% | 0.8% | 1.7% |
| 90D | Driving Under the Influence | 189 | 225 | 217 | 155 | 19.0% | -3.6% | -28.6% | 2.6% | 3.3% | 2.9% | 2.2% |
| 90E | Drunkenness | 385 | 348 | 387 | 278 | -9.6% | 11.2% | -28.2% | 5.2% | 5.0% | 5.1% | 3.9% |
| 90F | Family Offenses, Nonviolent | 2 | 4 | 0 | 0 | 100.0% | - | - | 0.0% | 0.1% | 0.0% | 0.0% |
| 90G | Liquor Law Violation | 977 | 799 | 825 | 852 | -18.2% | 3.3% | 3.3% | 13.3% | 11.6% | 10.9% | 11.8% |
| 90H | Peeping Tom | 0 | 0 | 0 | 0 | - | - | - | 0.0% | 0.0% | 0.0% | 0.0% |
| 90I | Runaway | 2 | 0 | 2 | 1 | - | 100.0% | -50.0% | 0.0% | 0.0% | 0.0% | 0.0% |
| 90J | Trespass of Real Property | 192 | 143 | 110 | 118 | -25.5% | -23.1% | 7.3% | 2.6% | 2.1% | 1.5% | 1.6% |
| 90Z | All Other Offenses | 57 | 77 | 40 | 144 | 35.1% | -48.1% | 260.0% | 0.8% | 1.1% | 0.5% | 2.0% |
| | Total Offenses for the Year | 7,371 | 6,902 | 7,538 | 7,190 | -6.4% | 9.2% | -4.6% | 100.0% | 100.0% | 100.0% | 100.0% |

Footnote:

The number zero (0) is defined as infinite by basic mathematical rules and is not divisible. Therefore, all calculations in the analysis using zero (0) result in a undefined result (-).

Violent Crime Comparison

| Offense Code | Offense Category | Total Offenses Reported | | | | Percent Change 2009-2010 |
|-----------------------------|----------------------------------|-------------------------|------------|------------|------------|--------------------------|
| | | 2007 | 2008 | 2009 | 2010 | |
| 13A | Aggravated Assault | 76 | 64 | 50 | 57 | 14.0% |
| 09A | Murder/Nonnegligent Manslaughter | 2 | 0 | 1 | 0 | - |
| 100 | Kidnapping/Abduction | 4 | 1 | 3 | 5 | 66.7% |
| 120 | Robbery | 26 | 26 | 20 | 30 | 50.0% |
| 11A | Forcible Rape | 25 | 12 | 17 | 10 | -41.2% |
| 11B | Forcible Sodomy | 1 | 1 | 2 | 0 | - |
| 11C | Sexual Assault with an Object | 3 | 1 | 1 | 2 | 100.0% |
| 11D | Forcible Fondling | 11 | 5 | 8 | 18 | 125.0% |
| Total Violent Crimes | | 148 | 110 | 102 | 122 | 19.6% |

Non-Violent Crime Comparison

| Offense Code | Offense Category | Total Offenses Reported | | | | Percent Change | | |
|---------------------------------|----------------------------------|-------------------------|--------------|--------------|--------------|----------------|-------------|--------------|
| | | 2007 | 2008 | 2009 | 2010 | 2007-2008 | 2008-2009 | 2009-2010 |
| 200 | Arson | 17 | 8 | 12 | 10 | -52.9% | 50.0% | -16.7% |
| 13B | Simple Assault | 345 | 314 | 429 | 340 | -9.0% | 36.6% | -20.7% |
| 13C | Intimidation | 238 | 190 | 237 | 219 | -20.2% | 24.7% | -7.6% |
| 13D | Stalking | 24 | 10 | 25 | 13 | -58.3% | 150.0% | -48.0% |
| 510 | Bribery | 0 | 0 | 1 | 0 | - | 100.0% | - |
| 220 | Burglary/ Breaking & Entering | 423 | 372 | 456 | 398 | -12.1% | 22.6% | -12.7% |
| 250 | Counterfeiting/Forgery | 17 | 25 | 52 | 17 | 47.1% | 108.0% | -67.3% |
| 290 | Destruction/Damage/Vandalism | 915 | 852 | 809 | 735 | -6.9% | -5.0% | -9.1% |
| 35A | Drugs/Narcotics Violation | 336 | 348 | 403 | 397 | 3.6% | 15.8% | -1.5% |
| 35B | Drug Equipment Violation | 191 | 178 | 210 | 217 | -6.8% | 18.0% | 3.3% |
| 270 | Embezzlement | 23 | 11 | 17 | 15 | -52.2% | 54.5% | -11.8% |
| 210 | Extortion/Blackmail | 1 | 2 | 3 | 1 | 100.0% | 50.0% | -66.7% |
| 26A | False Pretenses/Swindle/Con | 26 | 14 | 30 | 26 | -46.2% | 114.3% | -13.3% |
| 26B | Credit Card/ATM | 23 | 24 | 41 | 25 | 4.3% | 70.8% | -39.0% |
| 26C | Impersonation | 33 | 21 | 33 | 26 | -36.4% | 57.1% | -21.2% |
| 26D | Welfare Fraud | 0 | 0 | 0 | 1 | - | - | 100.0% |
| 26E | Wire Fraud | 2 | 1 | 1 | 2 | -50.0% | 0.0% | 100.0% |
| 39A | Betting/Wagering | 1 | 0 | 1 | 0 | - | 100.0% | - |
| 39B | Operation/Promoting/Assisting | 0 | 0 | 0 | 0 | - | - | - |
| 39C | Gambling Equipment Violation | 0 | 0 | 2 | 0 | - | 100.0% | - |
| 39D | Sports Tampering | 0 | 0 | 0 | 0 | - | - | - |
| 09B | Negligent Manslaughter | 1 | 0 | 0 | 0 | - | - | - |
| 23A | Pocket-Picking | 10 | 6 | 7 | 5 | -40.0% | 16.7% | -28.6% |
| 23B | Purse-Snatching | 8 | 4 | 1 | 1 | -50.0% | -75.0% | 0.0% |
| 23C | Shoplifting | 27 | 23 | 184 | 121 | -14.8% | 700.0% | -34.2% |
| 23D | Theft from Building | 1,240 | 1,230 | 1,456 | 1,490 | -0.8% | 18.4% | 2.3% |
| 23E | Theft from Coin Machine | 67 | 30 | 22 | 22 | -55.2% | -26.7% | 0.0% |
| 23F | Theft from Motor Vehicle | 474 | 504 | 545 | 495 | 6.3% | 8.1% | -9.2% |
| 23G | Theft of Vehicle Parts | 227 | 218 | 188 | 191 | -4.0% | -13.8% | 1.6% |
| 23H | All Other Larceny | 485 | 609 | 500 | 474 | 25.6% | -17.9% | -5.2% |
| 240 | Motor Vehicle Theft | 84 | 49 | 54 | 53 | -41.7% | 10.2% | -1.9% |
| 370 | Pornography/Obscene Material | 4 | 6 | 2 | 1 | 50.0% | -66.7% | -50.0% |
| 40A | Prostitution | 0 | 0 | 1 | 0 | - | 100.0% | - |
| 40B | Assisting/Promotion Prostitution | 0 | 0 | 0 | 0 | - | - | - |
| 36A | Incest | 0 | 1 | 0 | 0 | 100.0% | - | - |
| 36B | Statutory Rape | 1 | 0 | 1 | 0 | - | 100.0% | - |
| 280 | Stolen Property Offenses | 8 | 9 | 8 | 5 | 12.5% | -11.1% | -37.5% |
| 520 | Weapon Law Violations | 45 | 40 | 43 | 49 | -11.1% | 7.5% | 14.0% |
| 90A | Bad Checks | 0 | 2 | 2 | 1 | - | 0.0% | -50.0% |
| 90B | Curfew/Loitering/Vagrancy | 2 | 0 | 21 | 47 | - | 100.0% | 123.8% |
| 90C | Disorderly Conduct | 120 | 93 | 58 | 123 | -22.5% | -37.6% | 112.1% |
| 90D | Driving Under the Influence | 189 | 225 | 217 | 155 | 19.0% | -3.6% | -28.6% |
| 90E | Drunkness | 385 | 348 | 387 | 278 | -9.6% | 11.2% | -28.2% |
| 90F | Family Offenses, Nonviolent | 2 | 4 | 0 | 0 | 100.0% | -100.0% | - |
| 90G | Liquor Law Violation | 977 | 799 | 825 | 852 | -18.2% | 3.3% | 3.3% |
| 90H | Peeping Tom | 0 | 0 | 0 | 0 | - | - | - |
| 90I | Runaway | 2 | 0 | 2 | 1 | - | 100.0% | -50.0% |
| 90J | Trespass of Real Property | 192 | 143 | 110 | 118 | -25.5% | -23.1% | 7.3% |
| 90Z | All Other Offenses | 57 | 77 | 40 | 144 | 35.1% | -48.1% | 260.0% |
| Total Non-Violent Crimes | | 7,222 | 6,790 | 7,436 | 7,068 | -6.0% | 9.5% | -4.9% |

Weapons Used

| Offense | Firearm (Type Not Stated) | Handgun | Handgun- Automatic | Rifle | Shotgun | Other Firearm | Knife/Cutting Instrument (Icepick, Ax, Etc.) |
|-------------------------|---------------------------------|-----------|-----------------------|----------|----------|------------------|--|
| Aggravated Assault | 2 | 7 | 0 | 0 | 0 | 1 | 15 |
| Forcible Rape | 0 | 0 | 0 | 0 | 0 | 0 | 0 |
| Forcible Fondling | 0 | 0 | 0 | 0 | 0 | 0 | 0 |
| Kidnapping/Abduction | 0 | 2 | 0 | 0 | 0 | 0 | 1 |
| Robbery | 5 | 9 | 0 | 0 | 0 | 1 | 3 |
| Sexual Assault W/Object | 0 | 0 | 0 | 0 | 0 | 0 | 0 |
| Simple Assault | 0 | 0 | 0 | 0 | 0 | 0 | 0 |
| Weapon Law Violations | 6 | 15 | 3 | 2 | 2 | 2 | 13 |
| Total | 13 | 33 | 3 | 2 | 2 | 4 | 32 |

| Offense | Blunt Object (Club, Hammer, Etc.) | Motor Vehicle as Weapon | Personal Weapons (Hands, Feet, Teeth, Etc.) | Explosives | Fire / Incendiary Device | Other |
|-------------------------|---|-------------------------------|---|------------|--------------------------------|-----------|
| Aggravated Assault | 5 | 9 | 13 | 0 | 0 | 8 |
| Forcible Rape | 0 | 0 | 5 | 0 | 0 | 1 |
| Forcible Fondling | 0 | 0 | 16 | 0 | 0 | 1 |
| Kidnapping/Abduction | 0 | 1 | 3 | 0 | 0 | 0 |
| Robbery | 0 | 0 | 8 | 0 | 0 | 2 |
| Sexual Assault W/Object | 0 | 0 | 1 | 0 | 0 | 0 |
| Simple Assault | 0 | 0 | 275 | 0 | 0 | 40 |
| Weapon Law Violations | 6 | 0 | 0 | 2 | 1 | 2 |
| Total | 11 | 10 | 321 | 2 | 1 | 54 |

Victim To Offender Relationship

| Offense | Spouse | Ex-Spouse | Boyfriend / Girlfriend | Homosexual Relationship | Child | Sibling | Parent | In-Law | Other Family Member |
|------------------------------|----------|-----------|------------------------|-------------------------|----------|----------|----------|----------|---------------------|
| Aggravated Assault | 2 | 1 | 3 | 1 | 2 | 0 | 0 | 2 | 0 |
| Burglary | 0 | 0 | 0 | 0 | 0 | 0 | 0 | 0 | 0 |
| Destruction/Damage/Vandalism | 0 | 1 | 1 | 0 | 0 | 0 | 0 | 0 | 0 |
| Forcible Fondling | 0 | 0 | 0 | 0 | 0 | 0 | 0 | 0 | 0 |
| Forcible Rape | 0 | 0 | 1 | 0 | 0 | 0 | 0 | 0 | 0 |
| Intimidation | 3 | 3 | 15 | 0 | 0 | 1 | 0 | 2 | 1 |
| Kidnaping/Abduction | 0 | 0 | 1 | 0 | 0 | 0 | 0 | 0 | 0 |
| Motor Vehicle Theft | 0 | 0 | 0 | 0 | 0 | 0 | 0 | 0 | 0 |
| Robbery | 0 | 0 | 1 | 0 | 0 | 0 | 0 | 0 | 0 |
| Sexual Assault W/Object | 0 | 0 | 0 | 0 | 0 | 0 | 0 | 0 | 0 |
| Simple Assault | 3 | 1 | 65 | 4 | 0 | 4 | 4 | 0 | 5 |
| Stalking | 0 | 0 | 5 | 0 | 0 | 0 | 0 | 0 | 0 |
| Stolen Property Offenses | 0 | 0 | 0 | 0 | 0 | 0 | 0 | 0 | 0 |
| Theft - All Other Larceny | 0 | 0 | 1 | 0 | 0 | 0 | 0 | 0 | 0 |
| Theft - Shoplifting | 0 | 0 | 0 | 0 | 0 | 0 | 0 | 0 | 0 |
| Theft From Building | 0 | 0 | 0 | 0 | 0 | 0 | 0 | 0 | 0 |
| Total | 8 | 6 | 93 | 5 | 2 | 5 | 4 | 4 | 6 |

| Offense | Friend | Employer | Employee | Neighbor | Acquaintance | Otherwise Known | Stranger | Victim was Offender | Unknown |
|------------------------------|-----------|----------|----------|----------|--------------|-----------------|------------|---------------------|------------|
| Aggravated Assault | 1 | 0 | 0 | 0 | 11 | 9 | 6 | 2 | 18 |
| Burglary | 0 | 0 | 0 | 0 | 0 | 1 | 0 | 0 | 0 |
| Destruction/Damage/Vandalism | 0 | 0 | 0 | 0 | 0 | 0 | 0 | 0 | 1 |
| Forcible Fondling | 0 | 0 | 0 | 0 | 2 | 5 | 6 | 0 | 5 |
| Forcible Rape | 2 | 0 | 0 | 0 | 2 | 4 | 1 | 0 | 0 |
| Intimidation | 11 | 0 | 2 | 0 | 40 | 51 | 22 | 0 | 59 |
| Kidnaping/Abduction | 0 | 0 | 0 | 0 | 0 | 1 | 1 | 0 | 2 |
| Motor Vehicle Theft | 0 | 0 | 0 | 0 | 0 | 0 | 0 | 0 | 1 |
| Robbery | 0 | 0 | 0 | 0 | 3 | 0 | 12 | 0 | 19 |
| Sexual Assault W/Object | 0 | 0 | 0 | 0 | 2 | 0 | 0 | 0 | 0 |
| Simple Assault | 24 | 1 | 0 | 1 | 76 | 64 | 52 | 39 | 35 |
| Stalking | 2 | 0 | 0 | 0 | 0 | 3 | 1 | 0 | 1 |
| Stolen Property Offenses | 0 | 0 | 0 | 0 | 0 | 0 | 0 | 0 | 0 |
| Theft - All Other Larceny | 0 | 0 | 0 | 0 | 0 | 0 | 0 | 0 | 0 |
| Theft - Shoplifting | 0 | 0 | 0 | 0 | 0 | 0 | 1 | 0 | 0 |
| Theft From Building | 0 | 0 | 0 | 0 | 0 | 0 | 2 | 0 | 0 |
| Total | 40 | 1 | 2 | 1 | 136 | 138 | 104 | 41 | 141 |

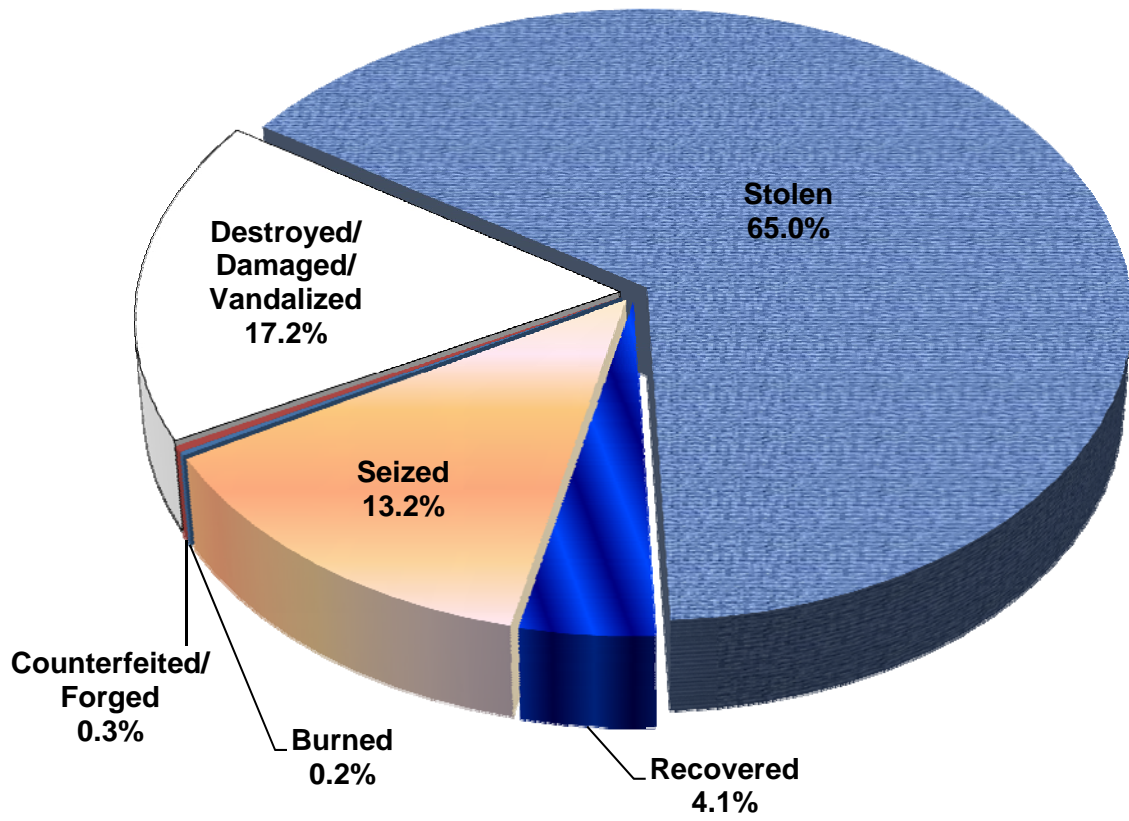
Note: This report represents a count of relationships and not victims. If more than one offender committed the offense, then each relationship to the victim is counted.

Property by Loss Type

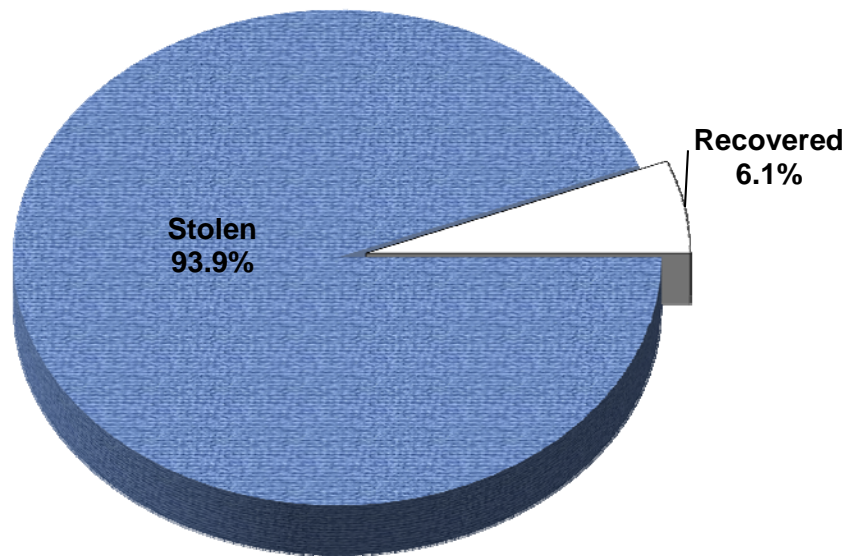
| Property Description | Burned | Counterfeited / Forged | Destroyed/ Damaged/ Vandalized | Stolen | Recovered | Seized |
|---|-----------|---------------------------|--------------------------------------|--------------|------------|------------|
| Alcohol | 0 | 0 | 0 | 3 | 0 | 4 |
| Automobiles | 0 | 0 | 308 | 39 | 7 | 0 |
| Bicycles | 0 | 0 | 5 | 287 | 19 | 0 |
| Buses | 0 | 0 | 1 | 2 | 0 | 1 |
| Clothes/Furs | 1 | 0 | 1 | 163 | 16 | 0 |
| Computer Hardware/Software | 0 | 0 | 10 | 707 | 34 | 0 |
| Consumable Goods | 1 | 0 | 3 | 89 | 11 | 0 |
| Credit/Debit Cards | 0 | 0 | 0 | 341 | 22 | 0 |
| Drug/Narcotic Equipment | 0 | 0 | 0 | 4 | 0 | 325 |
| Drugs/Narcotics | 0 | 0 | 0 | 62 | 2 | 485 |
| Firearms | 0 | 0 | 0 | 5 | 0 | 4 |
| Heavy Construction/Industrial Equipment | 0 | 0 | 1 | 8 | 0 | 0 |
| Household Goods | 2 | 0 | 31 | 65 | 3 | 0 |
| Jewelry/Precious Metals | 0 | 0 | 0 | 53 | 12 | 0 |
| Money | 0 | 3 | 0 | 528 | 15 | 4 |
| Negotiable Instruments | 0 | 3 | 0 | 38 | 3 | 0 |
| Non-Consumable Merchandise | 0 | 0 | 3 | 47 | 8 | 0 |
| Nonnegotiable Instruments | 0 | 5 | 0 | 56 | 7 | 0 |
| Office Equipment | 0 | 0 | 5 | 49 | 2 | 0 |
| Other | 3 | 3 | 189 | 1,248 | 75 | 35 |
| Other Motor Vehicles | 1 | 0 | 4 | 15 | 7 | 0 |
| Purses/Handbags/Wallets | 0 | 0 | 0 | 509 | 41 | 3 |
| Radios/TVs/VCRs | 0 | 0 | 8 | 248 | 6 | 0 |
| Recordings-Audio/Visual | 0 | 0 | 1 | 73 | 2 | 0 |
| Recreational Vehicles | 0 | 0 | 1 | 0 | 0 | 0 |
| Special FBI Designated Category* | 0 | 0 | 0 | 1 | 0 | 0 |
| Structures - Commercial/Business | 0 | 0 | 28 | 0 | 0 | 0 |
| Structures - Other | 1 | 0 | 51 | 0 | 0 | 0 |
| Structures - Other Dwelling | 1 | 0 | 69 | 0 | 0 | 0 |
| Structures - Public/Community | 0 | 0 | 51 | 0 | 0 | 0 |
| Structures - Single Occupancy Dwelling | 0 | 0 | 17 | 0 | 0 | 0 |
| Tools | 0 | 0 | 0 | 64 | 2 | 0 |
| Trucks | 0 | 0 | 15 | 3 | 1 | 0 |
| Vehicle Parts and Accessories | 0 | 0 | 17 | 264 | 10 | 0 |
| Watercraft | 0 | 0 | 0 | 3 | 0 | 0 |
| Total | 10 | 14 | 819 | 4,974 | 305 | 861 |

Note: * Agency entered crime incorrectly and is updating the event. Please visit www.tncrimeonline.com to find the most recent data.

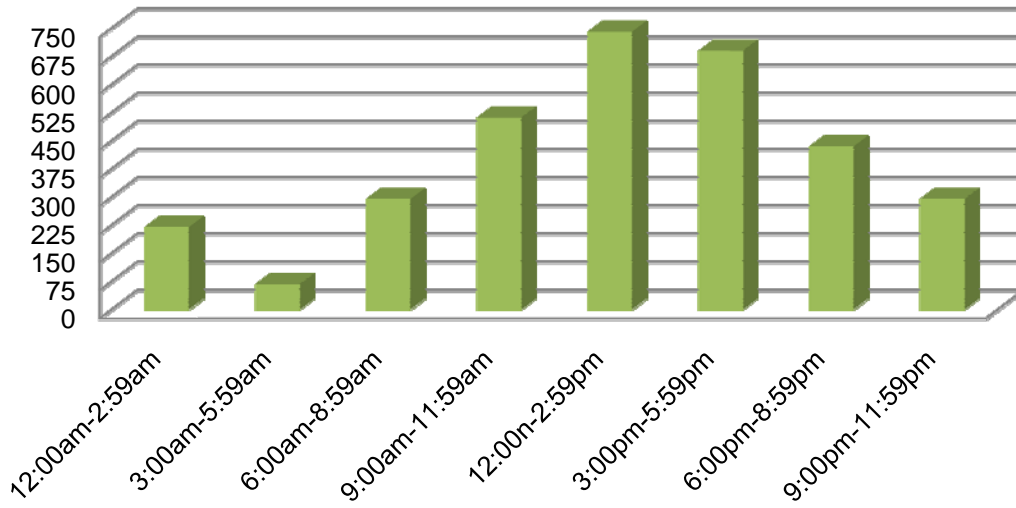
Property Crimes by Loss Type



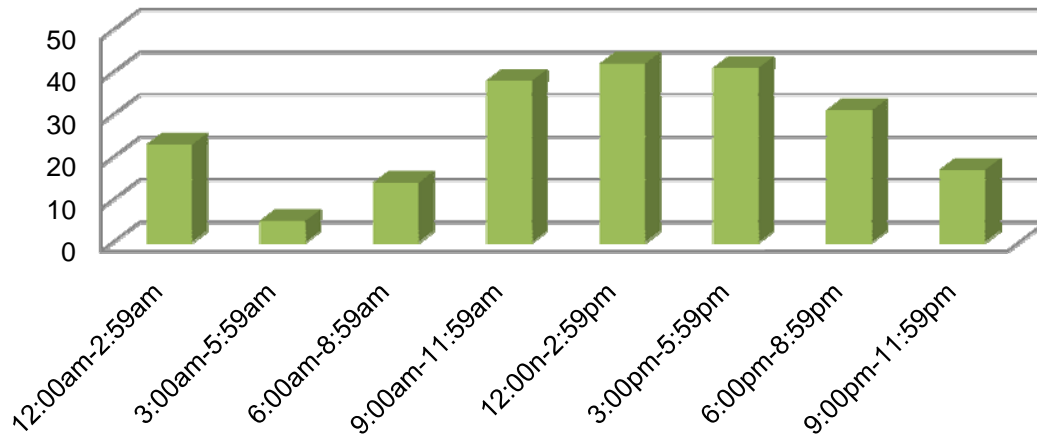
Property: Stolen/Recovered




Stolen Events by Time of Day



Recovered Events by Time of Day



On-Campus Institutions' Summaries



Aquinas College - 2010

| GROUP A OFFENSES | Offense | Rate per 1,000 | Cleared | % Cleared |
|---|----------|----------------|----------|------------|
| Homicide Offenses (Total) | 0 | 0.0 | 0 | 0.0 |
| Murder | 0 | 0.0 | 0 | 0.0 |
| Negligent Manslaughter | 0 | 0.0 | 0 | 0.0 |
| Kidnaping/Abduction | 0 | 0.0 | 0 | 0.0 |
| Sex Offenses (Forcible) (Total) | 0 | 0.0 | 0 | 0.0 |
| Forcible Rape | 0 | 0.0 | 0 | 0.0 |
| Forcible Sodomy | 0 | 0.0 | 0 | 0.0 |
| Sexual Assault W/Object | 0 | 0.0 | 0 | 0.0 |
| Forcible Fondling | 0 | 0.0 | 0 | 0.0 |
| Robbery | 0 | 0.0 | 0 | 0.0 |
| Assault Offenses (Total) | 0 | 0.0 | 0 | 0.0 |
| Aggravated Assault | 0 | 0.0 | 0 | 0.0 |
| Simple Assault | 0 | 0.0 | 0 | 0.0 |
| Intimidation | 0 | 0.0 | 0 | 0.0 |
| Stalking | 0 | 0.0 | 0 | 0.0 |
| Arson | 0 | 0.0 | 0 | 0.0 |
| Extortion/Blackmail | 0 | 0.0 | 0 | 0.0 |
| Burglary | 0 | 0.0 | 0 | 0.0 |
| Larceny/Theft Offenses (Total) | 0 | 0.0 | 0 | 0.0 |
| Theft - Pocket-picking | 0 | 0.0 | 0 | 0.0 |
| Theft - Purse Snatching | 0 | 0.0 | 0 | 0.0 |
| Theft - Shoplifting | 0 | 0.0 | 0 | 0.0 |
| Theft From Building | 0 | 0.0 | 0 | 0.0 |
| Theft From Coin Machine | 0 | 0.0 | 0 | 0.0 |
| Theft From Motor Vehicle | 0 | 0.0 | 0 | 0.0 |
| Theft of Motor Vehicle Parts | 0 | 0.0 | 0 | 0.0 |
| Theft - All Other Larceny | 0 | 0.0 | 0 | 0.0 |
| Motor Vehicle Theft | 0 | 0.0 | 0 | 0.0 |
| Counterfeiting/Forgery | 0 | 0.0 | 0 | 0.0 |
| Fraud Offenses (Total) | 0 | 0.0 | 0 | 0.0 |
| Fraud - False Pretenses | 0 | 0.0 | 0 | 0.0 |
| Fraud - Credit Card/ATM | 0 | 0.0 | 0 | 0.0 |
| Fraud - Impersonation | 0 | 0.0 | 0 | 0.0 |
| Fraud - Welfare | 0 | 0.0 | 0 | 0.0 |
| Fraud - Wire | 0 | 0.0 | 0 | 0.0 |
| Embezzlement | 0 | 0.0 | 0 | 0.0 |
| Stolen Property Offenses | 0 | 0.0 | 0 | 0.0 |
| Destruction/Damage/Vandalism | 0 | 0.0 | 0 | 0.0 |
| Drug/Narcotic Violations (Total) | 0 | 0.0 | 0 | 0.0 |
| Drug/Narcotic Violations | 0 | 0.0 | 0 | 0.0 |
| Drug/Narcotic Equipment Violations | 0 | 0.0 | 0 | 0.0 |

| GROUP A OFFENSES | Offense | Rate per 1,000 | Cleared | % Cleared |
|---|----------|----------------|----------|------------|
| Sex Offenses (Nonforcible) (Total) | 0 | 0.0 | 0 | 0.0 |
| Incest | 0 | 0.0 | 0 | 0.0 |
| Statutory Rape | 0 | 0.0 | 0 | 0.0 |
| Pornography/Obscene Material | 0 | 0.0 | 0 | 0.0 |
| Gambling Offenses (Total) | 0 | 0.0 | 0 | 0.0 |
| Gambling - Betting/Wagering | 0 | 0.0 | 0 | 0.0 |
| Gambling - Operating/Promoting | 0 | 0.0 | 0 | 0.0 |
| Gambling - Equipment Violations | 0 | 0.0 | 0 | 0.0 |
| Gambling - Sports Tampering | 0 | 0.0 | 0 | 0.0 |
| Prostitution Offenses (Total) | 0 | 0.0 | 0 | 0.0 |
| Prostitution | 0 | 0.0 | 0 | 0.0 |
| Prostitution Assisting/Promoting | 0 | 0.0 | 0 | 0.0 |
| Bribery | 0 | 0.0 | 0 | 0.0 |
| Weapon Law Violations | 0 | 0.0 | 0 | 0.0 |

| GROUP B OFFENSES | Offenses | Rate per 1,000 |
|-----------------------|----------|----------------|
| Bad Checks | 0 | 0.0 |
| Curfew/Vagrancy | 0 | 0.0 |
| Disorderly Conduct | 0 | 0.0 |
| DUI | 0 | 0.0 |
| Drunkenness | 0 | 0.0 |
| Family-Non Violent | 0 | 0.0 |
| Liquor Law Violations | 0 | 0.0 |
| Peeping Tom | 0 | 0.0 |
| Runaway | 0 | 0.0 |
| Trespass | 0 | 0.0 |
| All Other Offenses | 0 | 0.0 |

| 2010 Fall Term Campus Population | |
|----------------------------------|------------|
| Undergraduate Enrollment | 740 |
| Graduate Enrollment | 0 |
| Staff Personnel | 44 |
| Faculty Personnel | 92 |
| Security Personnel | 1 |
| Total Campus Population | 877 |



Austin Peay State University - 2010

| GROUP A OFFENSES | Offense | Rate per 1,000 | Cleared | % Cleared |
|---|-----------|----------------|----------|-------------|
| Homicide Offenses (Total) | 0 | 0.0 | 0 | 0.0 |
| Murder | 0 | 0.0 | 0 | 0.0 |
| Negligent Manslaughter | 0 | 0.0 | 0 | 0.0 |
| Kidnaping/Abduction | 1 | 0.1 | 0 | 0.0 |
| Sex Offenses (Forcible) (Total) | 1 | 0.1 | 0 | 0.0 |
| Forcible Rape | 1 | 0.1 | 0 | 0.0 |
| Forcible Sodomy | 0 | 0.0 | 0 | 0.0 |
| Sexual Assault W/Object | 0 | 0.0 | 0 | 0.0 |
| Forcible Fondling | 0 | 0.0 | 0 | 0.0 |
| Robbery | 0 | 0.0 | 0 | 0.0 |
| Assault Offenses (Total) | 7 | 0.6 | 4 | 57.1 |
| Aggravated Assault | 0 | 0.0 | 0 | 0.0 |
| Simple Assault | 7 | 0.6 | 4 | 57.1 |
| Intimidation | 0 | 0.0 | 0 | 0.0 |
| Stalking | 0 | 0.0 | 0 | 0.0 |
| Arson | 0 | 0.0 | 0 | 0.0 |
| Extortion/Blackmail | 0 | 0.0 | 0 | 0.0 |
| Burglary | 7 | 0.6 | 1 | 14.3 |
| Larceny/Theft Offenses (Total) | 91 | 7.7 | 2 | 2.2 |
| Theft - Pocket-picking | 0 | 0.0 | 0 | 0.0 |
| Theft - Purse Snatching | 0 | 0.0 | 0 | 0.0 |
| Theft - Shoplifting | 2 | 0.2 | 0 | 0.0 |
| Theft From Building | 47 | 4.0 | 2 | 4.3 |
| Theft From Coin Machine | 0 | 0.0 | 0 | 0.0 |
| Theft From Motor Vehicle | 31 | 2.6 | 0 | 0.0 |
| Theft of Motor Vehicle Parts | 3 | 0.3 | 0 | 0.0 |
| Theft - All Other Larceny | 8 | 0.7 | 0 | 0.0 |
| Motor Vehicle Theft | 0 | 0.0 | 0 | 0.0 |
| Counterfeiting/Forgery | 0 | 0.0 | 0 | 0.0 |
| Fraud Offenses (Total) | 0 | 0.0 | 0 | 0.0 |
| Fraud - False Pretenses | 0 | 0.0 | 0 | 0.0 |
| Fraud - Credit Card/ATM | 0 | 0.0 | 0 | 0.0 |
| Fraud - Impersonation | 0 | 0.0 | 0 | 0.0 |
| Fraud - Welfare | 0 | 0.0 | 0 | 0.0 |
| Fraud - Wire | 0 | 0.0 | 0 | 0.0 |
| Embezzlement | 0 | 0.0 | 0 | 0.0 |
| Stolen Property Offenses | 0 | 0.0 | 0 | 0.0 |
| Destruction/Damage/Vandalism | 10 | 0.8 | 0 | 0.0 |
| Drug/Narcotic Violations (Total) | 2 | 0.2 | 1 | 50.0 |
| Drug/Narcotic Violations | 2 | 0.2 | 1 | 50.0 |
| Drug/Narcotic Equipment Violations | 0 | 0.0 | 0 | 0.0 |

| GROUP A OFFENSES | Offense | Rate per 1,000 | Cleared | % Cleared |
|---|----------|----------------|----------|------------|
| Sex Offenses (Nonforcible) (Total) | 0 | 0.0 | 0 | 0.0 |
| Incest | 0 | 0.0 | 0 | 0.0 |
| Statutory Rape | 0 | 0.0 | 0 | 0.0 |
| Pornography/Obscene Material | 0 | 0.0 | 0 | 0.0 |
| Gambling Offenses (Total) | 0 | 0.0 | 0 | 0.0 |
| Gambling - Betting/Wagering | 0 | 0.0 | 0 | 0.0 |
| Gambling - Operating/Promoting | 0 | 0.0 | 0 | 0.0 |
| Gambling - Equipment Violations | 0 | 0.0 | 0 | 0.0 |
| Gambling - Sports Tampering | 0 | 0.0 | 0 | 0.0 |
| Prostitution Offenses (Total) | 0 | 0.0 | 0 | 0.0 |
| Prostitution | 0 | 0.0 | 0 | 0.0 |
| Prostitution Assisting/Promoting | 0 | 0.0 | 0 | 0.0 |
| Bribery | 0 | 0.0 | 0 | 0.0 |
| Weapon Law Violations | 0 | 0.0 | 0 | 0.0 |

| GROUP B OFFENSES | Offenses | Rate per 1,000 |
|-----------------------|----------|----------------|
| Bad Checks | 0 | 0.0 |
| Curfew/Vagrancy | 0 | 0.0 |
| Disorderly Conduct | 0 | 0.0 |
| DUI | 0 | 0.0 |
| Drunkenness | 4 | 0.3 |
| Family-Non Violent | 0 | 0.0 |
| Liquor Law Violations | 9 | 0.8 |
| Peeping Tom | 0 | 0.0 |
| Runaway | 0 | 0.0 |
| Trespass | 0 | 0.0 |
| All Other Offenses | 0 | 0.0 |

| 2010 Fall Term Campus Population | |
|----------------------------------|---------------|
| Undergraduate Enrollment | 9,835 |
| Graduate Enrollment | 888 |
| Staff Personnel | 483 |
| Faculty Personnel | 540 |
| Security Personnel | 32 |
| Total Campus Population | 11,778 |



Baptist Memorial College of Health Sciences - 2010

| GROUP A OFFENSES | Offense | Rate per 1,000 | Cleared | % Cleared |
|---|----------|----------------|----------|------------|
| Homicide Offenses (Total) | 0 | 0.0 | 0 | 0.0 |
| Murder | 0 | 0.0 | 0 | 0.0 |
| Negligent Manslaughter | 0 | 0.0 | 0 | 0.0 |
| Kidnaping/Abduction | 0 | 0.0 | 0 | 0.0 |
| Sex Offenses (Forcible) (Total) | 0 | 0.0 | 0 | 0.0 |
| Forcible Rape | 0 | 0.0 | 0 | 0.0 |
| Forcible Sodomy | 0 | 0.0 | 0 | 0.0 |
| Sexual Assault W/Object | 0 | 0.0 | 0 | 0.0 |
| Forcible Fondling | 0 | 0.0 | 0 | 0.0 |
| Robbery | 0 | 0.0 | 0 | 0.0 |
| Assault Offenses (Total) | 0 | 0.0 | 0 | 0.0 |
| Aggravated Assault | 0 | 0.0 | 0 | 0.0 |
| Simple Assault | 0 | 0.0 | 0 | 0.0 |
| Intimidation | 0 | 0.0 | 0 | 0.0 |
| Stalking | 0 | 0.0 | 0 | 0.0 |
| Arson | 0 | 0.0 | 0 | 0.0 |
| Extortion/Blackmail | 0 | 0.0 | 0 | 0.0 |
| Burglary | 0 | 0.0 | 0 | 0.0 |
| Larceny/Theft Offenses (Total) | 2 | 2.0 | 0 | 0.0 |
| Theft - Pocket-picking | 0 | 0.0 | 0 | 0.0 |
| Theft - Purse Snatching | 0 | 0.0 | 0 | 0.0 |
| Theft - Shoplifting | 0 | 0.0 | 0 | 0.0 |
| Theft From Building | 1 | 1.0 | 0 | 0.0 |
| Theft From Coin Machine | 0 | 0.0 | 0 | 0.0 |
| Theft From Motor Vehicle | 1 | 1.0 | 0 | 0.0 |
| Theft of Motor Vehicle Parts | 0 | 0.0 | 0 | 0.0 |
| Theft - All Other Larceny | 0 | 0.0 | 0 | 0.0 |
| Motor Vehicle Theft | 1 | 1.0 | 0 | 0.0 |
| Counterfeiting/Forgery | 0 | 0.0 | 0 | 0.0 |
| Fraud Offenses (Total) | 0 | 0.0 | 0 | 0.0 |
| Fraud - False Pretenses | 0 | 0.0 | 0 | 0.0 |
| Fraud - Credit Card/ATM | 0 | 0.0 | 0 | 0.0 |
| Fraud - Impersonation | 0 | 0.0 | 0 | 0.0 |
| Fraud - Welfare | 0 | 0.0 | 0 | 0.0 |
| Fraud - Wire | 0 | 0.0 | 0 | 0.0 |
| Embezzlement | 0 | 0.0 | 0 | 0.0 |
| Stolen Property Offenses | 0 | 0.0 | 0 | 0.0 |
| Destruction/Damage/Vandalism | 1 | 1.0 | 0 | 0.0 |
| Drug/Narcotic Violations (Total) | 0 | 0.0 | 0 | 0.0 |
| Drug/Narcotic Violations | 0 | 0.0 | 0 | 0.0 |
| Drug/Narcotic Equipment Violations | 0 | 0.0 | 0 | 0.0 |

| GROUP A OFFENSES | Offense | Rate per 1,000 | Cleared | % Cleared |
|---|----------|----------------|----------|------------|
| Sex Offenses (Nonforcible) (Total) | 0 | 0.0 | 0 | 0.0 |
| Incest | 0 | 0.0 | 0 | 0.0 |
| Statutory Rape | 0 | 0.0 | 0 | 0.0 |
| Pornography/Obscene Material | 0 | 0.0 | 0 | 0.0 |
| Gambling Offenses (Total) | 0 | 0.0 | 0 | 0.0 |
| Gambling - Betting/Wagering | 0 | 0.0 | 0 | 0.0 |
| Gambling - Operating/Promoting | 0 | 0.0 | 0 | 0.0 |
| Gambling - Equipment Violations | 0 | 0.0 | 0 | 0.0 |
| Gambling - Sports Tampering | 0 | 0.0 | 0 | 0.0 |
| Prostitution Offenses (Total) | 0 | 0.0 | 0 | 0.0 |
| Prostitution | 0 | 0.0 | 0 | 0.0 |
| Prostitution Assisting/Promoting | 0 | 0.0 | 0 | 0.0 |
| Bribery | 0 | 0.0 | 0 | 0.0 |
| Weapon Law Violations | 0 | 0.0 | 0 | 0.0 |

| GROUP B OFFENSES | Offenses | Rate per 1,000 |
|-----------------------|----------|----------------|
| Bad Checks | 0 | 0.0 |
| Curfew/Vagrancy | 0 | 0.0 |
| Disorderly Conduct | 0 | 0.0 |
| DUI | 0 | 0.0 |
| Drunkenness | 0 | 0.0 |
| Family-Non Violent | 0 | 0.0 |
| Liquor Law Violations | 0 | 0.0 |
| Peeping Tom | 0 | 0.0 |
| Runaway | 0 | 0.0 |
| Trespass | 0 | 0.0 |
| All Other Offenses | 0 | 0.0 |

| 2010 Fall Term Campus Population | |
|----------------------------------|------------|
| Undergraduate Enrollment | 839 |
| Graduate Enrollment | 0 |
| Staff Personnel | 68 |
| Faculty Personnel | 61 |
| Security Personnel | 10 |
| Total Campus Population | 978 |



Belmont University - 2010

| GROUP A OFFENSES | Offense | Rate per 1,000 | Cleared | % Cleared |
|---|-----------|----------------|----------|--------------|
| Homicide Offenses (Total) | 0 | 0.0 | 0 | 0.0 |
| Murder | 0 | 0.0 | 0 | 0.0 |
| Negligent Manslaughter | 0 | 0.0 | 0 | 0.0 |
| Kidnaping/Abduction | 0 | 0.0 | 0 | 0.0 |
| Sex Offenses (Forcible) (Total) | 0 | 0.0 | 0 | 0.0 |
| Forcible Rape | 0 | 0.0 | 0 | 0.0 |
| Forcible Sodomy | 0 | 0.0 | 0 | 0.0 |
| Sexual Assault W/Object | 0 | 0.0 | 0 | 0.0 |
| Forcible Fondling | 0 | 0.0 | 0 | 0.0 |
| Robbery | 0 | 0.0 | 0 | 0.0 |
| Assault Offenses (Total) | 3 | 0.4 | 2 | 66.7 |
| Aggravated Assault | 1 | 0.1 | 1 | 100.0 |
| Simple Assault | 1 | 0.1 | 1 | 100.0 |
| Intimidation | 1 | 0.1 | 0 | 0.0 |
| Stalking | 0 | 0.0 | 0 | 0.0 |
| Arson | 0 | 0.0 | 0 | 0.0 |
| Extortion/Blackmail | 0 | 0.0 | 0 | 0.0 |
| Burglary | 1 | 0.1 | 0 | 0.0 |
| Larceny/Theft Offenses (Total) | 29 | 4.3 | 1 | 3.4 |
| Theft - Pocket-picking | 0 | 0.0 | 0 | 0.0 |
| Theft - Purse Snatching | 0 | 0.0 | 0 | 0.0 |
| Theft - Shoplifting | 0 | 0.0 | 0 | 0.0 |
| Theft From Building | 13 | 1.9 | 0 | 0.0 |
| Theft From Coin Machine | 0 | 0.0 | 0 | 0.0 |
| Theft From Motor Vehicle | 6 | 0.9 | 1 | 16.7 |
| Theft of Motor Vehicle Parts | 2 | 0.3 | 0 | 0.0 |
| Theft - All Other Larceny | 8 | 1.2 | 0 | 0.0 |
| Motor Vehicle Theft | 2 | 0.3 | 0 | 0.0 |
| Counterfeiting/Forgery | 0 | 0.0 | 0 | 0.0 |
| Fraud Offenses (Total) | 0 | 0.0 | 0 | 0.0 |
| Fraud - False Pretenses | 0 | 0.0 | 0 | 0.0 |
| Fraud - Credit Card/ATM | 0 | 0.0 | 0 | 0.0 |
| Fraud - Impersonation | 0 | 0.0 | 0 | 0.0 |
| Fraud - Welfare | 0 | 0.0 | 0 | 0.0 |
| Fraud - Wire | 0 | 0.0 | 0 | 0.0 |
| Embezzlement | 0 | 0.0 | 0 | 0.0 |
| Stolen Property Offenses | 0 | 0.0 | 0 | 0.0 |
| Destruction/Damage/Vandalism | 7 | 1.0 | 0 | 0.0 |
| Drug/Narcotic Violations (Total) | 5 | 0.7 | 5 | 100.0 |
| Drug/Narcotic Violations | 3 | 0.4 | 3 | 100.0 |
| Drug/Narcotic Equipment Violations | 2 | 0.3 | 2 | 100.0 |

| GROUP A OFFENSES | Offense | Rate per 1,000 | Cleared | % Cleared |
|---|----------|----------------|----------|--------------|
| Sex Offenses (Nonforcible) (Total) | 0 | 0.0 | 0 | 0.0 |
| Incest | 0 | 0.0 | 0 | 0.0 |
| Statutory Rape | 0 | 0.0 | 0 | 0.0 |
| Pornography/Obscene Material | 0 | 0.0 | 0 | 0.0 |
| Gambling Offenses (Total) | 0 | 0.0 | 0 | 0.0 |
| Gambling - Betting/Wagering | 0 | 0.0 | 0 | 0.0 |
| Gambling - Operating/Promoting | 0 | 0.0 | 0 | 0.0 |
| Gambling - Equipment Violations | 0 | 0.0 | 0 | 0.0 |
| Gambling - Sports Tampering | 0 | 0.0 | 0 | 0.0 |
| Prostitution Offenses (Total) | 0 | 0.0 | 0 | 0.0 |
| Prostitution | 0 | 0.0 | 0 | 0.0 |
| Prostitution Assisting/Promoting | 0 | 0.0 | 0 | 0.0 |
| Bribery | 0 | 0.0 | 0 | 0.0 |
| Weapon Law Violations | 1 | 0.1 | 1 | 100.0 |

| GROUP B OFFENSES | Offenses | Rate per 1,000 |
|-----------------------|----------|----------------|
| Bad Checks | 0 | 0.0 |
| Curfew/Vagrancy | 0 | 0.0 |
| Disorderly Conduct | 0 | 0.0 |
| DUI | 0 | 0.0 |
| Drunkenness | 0 | 0.0 |
| Family-Non Violent | 0 | 0.0 |
| Liquor Law Violations | 13 | 1.9 |
| Peeping Tom | 0 | 0.0 |
| Runaway | 0 | 0.0 |
| Trespass | 2 | 0.3 |
| All Other Offenses | 1 | 0.1 |

| 2010 Fall Term Campus Population | |
|----------------------------------|--------------|
| Undergraduate Enrollment | 4,462 |
| Graduate Enrollment | 1,016 |
| Staff Personnel | 493 |
| Faculty Personnel | 708 |
| Security Personnel | 28 |
| Total Campus Population | 6,707 |



Bethel University - 2010

| GROUP A OFFENSES | Offense | Rate per 1,000 | Cleared | % Cleared |
|---|----------|----------------|----------|-------------|
| Homicide Offenses (Total) | 0 | 0.0 | 0 | 0.0 |
| Murder | 0 | 0.0 | 0 | 0.0 |
| Negligent Manslaughter | 0 | 0.0 | 0 | 0.0 |
| Kidnaping/Abduction | 0 | 0.0 | 0 | 0.0 |
| Sex Offenses (Forcible) (Total) | 0 | 0.0 | 0 | 0.0 |
| Forcible Rape | 0 | 0.0 | 0 | 0.0 |
| Forcible Sodomy | 0 | 0.0 | 0 | 0.0 |
| Sexual Assault W/Object | 0 | 0.0 | 0 | 0.0 |
| Forcible Fondling | 0 | 0.0 | 0 | 0.0 |
| Robbery | 0 | 0.0 | 0 | 0.0 |
| Assault Offenses (Total) | 5 | 1.2 | 3 | 60.0 |
| Aggravated Assault | 0 | 0.0 | 0 | 0.0 |
| Simple Assault | 4 | 1.0 | 3 | 75.0 |
| Intimidation | 1 | 0.2 | 0 | 0.0 |
| Stalking | 0 | 0.0 | 0 | 0.0 |
| Arson | 0 | 0.0 | 0 | 0.0 |
| Extortion/Blackmail | 0 | 0.0 | 0 | 0.0 |
| Burglary | 9 | 2.2 | 0 | 0.0 |
| Larceny/Theft Offenses (Total) | 6 | 1.5 | 0 | 0.0 |
| Theft - Pocket-picking | 0 | 0.0 | 0 | 0.0 |
| Theft - Purse Snatching | 0 | 0.0 | 0 | 0.0 |
| Theft - Shoplifting | 0 | 0.0 | 0 | 0.0 |
| Theft From Building | 4 | 1.0 | 0 | 0.0 |
| Theft From Coin Machine | 1 | 0.2 | 0 | 0.0 |
| Theft From Motor Vehicle | 0 | 0.0 | 0 | 0.0 |
| Theft of Motor Vehicle Parts | 1 | 0.2 | 0 | 0.0 |
| Theft - All Other Larceny | 0 | 0.0 | 0 | 0.0 |
| Motor Vehicle Theft | 0 | 0.0 | 0 | 0.0 |
| Counterfeiting/Forgery | 0 | 0.0 | 0 | 0.0 |
| Fraud Offenses (Total) | 2 | 0.5 | 0 | 0.0 |
| Fraud - False Pretenses | 1 | 0.2 | 0 | 0.0 |
| Fraud - Credit Card/ATM | 0 | 0.0 | 0 | 0.0 |
| Fraud - Impersonation | 1 | 0.2 | 0 | 0.0 |
| Fraud - Welfare | 0 | 0.0 | 0 | 0.0 |
| Fraud - Wire | 0 | 0.0 | 0 | 0.0 |
| Embezzlement | 0 | 0.0 | 0 | 0.0 |
| Stolen Property Offenses | 0 | 0.0 | 0 | 0.0 |
| Destruction/Damage/Vandalism | 1 | 0.2 | 0 | 0.0 |
| Drug/Narcotic Violations (Total) | 3 | 0.7 | 2 | 66.7 |
| Drug/Narcotic Violations | 2 | 0.5 | 2 | 100.0 |
| Drug/Narcotic Equipment Violations | 1 | 0.2 | 0 | 0.0 |

| GROUP A OFFENSES | Offense | Rate per 1,000 | Cleared | % Cleared |
|---|----------|----------------|----------|------------|
| Sex Offenses (Nonforcible) (Total) | 0 | 0.0 | 0 | 0.0 |
| Incest | 0 | 0.0 | 0 | 0.0 |
| Statutory Rape | 0 | 0.0 | 0 | 0.0 |
| Pornography/Obscene Material | 0 | 0.0 | 0 | 0.0 |
| Gambling Offenses (Total) | 0 | 0.0 | 0 | 0.0 |
| Gambling - Betting/Wagering | 0 | 0.0 | 0 | 0.0 |
| Gambling - Operating/Promoting | 0 | 0.0 | 0 | 0.0 |
| Gambling - Equipment Violations | 0 | 0.0 | 0 | 0.0 |
| Gambling - Sports Tampering | 0 | 0.0 | 0 | 0.0 |
| Prostitution Offenses (Total) | 0 | 0.0 | 0 | 0.0 |
| Prostitution | 0 | 0.0 | 0 | 0.0 |
| Prostitution Assisting/Promoting | 0 | 0.0 | 0 | 0.0 |
| Bribery | 0 | 0.0 | 0 | 0.0 |
| Weapon Law Violations | 0 | 0.0 | 0 | 0.0 |

| GROUP B OFFENSES | Offenses | Rate per 1,000 |
|-----------------------|----------|----------------|
| Bad Checks | 0 | 0.0 |
| Curfew/Vagrancy | 0 | 0.0 |
| Disorderly Conduct | 0 | 0.0 |
| DUI | 0 | 0.0 |
| Drunkenness | 0 | 0.0 |
| Family-Non Violent | 0 | 0.0 |
| Liquor Law Violations | 10 | 2.5 |
| Peeping Tom | 0 | 0.0 |
| Runaway | 0 | 0.0 |
| Trespass | 1 | 0.2 |
| All Other Offenses | 0 | 0.0 |

| 2010 Fall Term Campus Population | |
|----------------------------------|--------------|
| Undergraduate Enrollment | 2,993 |
| Graduate Enrollment | 435 |
| Staff Personnel | 295 |
| Faculty Personnel | 270 |
| Security Personnel | 9 |
| Total Campus Population | 4,002 |



Bryan College - 2010

| GROUP A OFFENSES | Offense | Rate per 1,000 | Cleared | % Cleared |
|---|----------|----------------|----------|--------------|
| Homicide Offenses (Total) | 0 | 0.0 | 0 | 0.0 |
| Murder | 0 | 0.0 | 0 | 0.0 |
| Negligent Manslaughter | 0 | 0.0 | 0 | 0.0 |
| Kidnaping/Abduction | 0 | 0.0 | 0 | 0.0 |
| Sex Offenses (Forcible) (Total) | 0 | 0.0 | 0 | 0.0 |
| Forcible Rape | 0 | 0.0 | 0 | 0.0 |
| Forcible Sodomy | 0 | 0.0 | 0 | 0.0 |
| Sexual Assault W/Object | 0 | 0.0 | 0 | 0.0 |
| Forcible Fondling | 0 | 0.0 | 0 | 0.0 |
| Robbery | 0 | 0.0 | 0 | 0.0 |
| Assault Offenses (Total) | 0 | 0.0 | 0 | 0.0 |
| Aggravated Assault | 0 | 0.0 | 0 | 0.0 |
| Simple Assault | 0 | 0.0 | 0 | 0.0 |
| Intimidation | 0 | 0.0 | 0 | 0.0 |
| Stalking | 0 | 0.0 | 0 | 0.0 |
| Arson | 0 | 0.0 | 0 | 0.0 |
| Extortion/Blackmail | 0 | 0.0 | 0 | 0.0 |
| Burglary | 5 | 3.7 | 0 | 0.0 |
| Larceny/Theft Offenses (Total) | 2 | 1.5 | 1 | 50.0 |
| Theft - Pocket-picking | 0 | 0.0 | 0 | 0.0 |
| Theft - Purse Snatching | 0 | 0.0 | 0 | 0.0 |
| Theft - Shoplifting | 0 | 0.0 | 0 | 0.0 |
| Theft From Building | 2 | 1.5 | 1 | 50.0 |
| Theft From Coin Machine | 0 | 0.0 | 0 | 0.0 |
| Theft From Motor Vehicle | 0 | 0.0 | 0 | 0.0 |
| Theft of Motor Vehicle Parts | 0 | 0.0 | 0 | 0.0 |
| Theft - All Other Larceny | 0 | 0.0 | 0 | 0.0 |
| Motor Vehicle Theft | 0 | 0.0 | 0 | 0.0 |
| Counterfeiting/Forgery | 0 | 0.0 | 0 | 0.0 |
| Fraud Offenses (Total) | 0 | 0.0 | 0 | 0.0 |
| Fraud - False Pretenses | 0 | 0.0 | 0 | 0.0 |
| Fraud - Credit Card/ATM | 0 | 0.0 | 0 | 0.0 |
| Fraud - Impersonation | 0 | 0.0 | 0 | 0.0 |
| Fraud - Welfare | 0 | 0.0 | 0 | 0.0 |
| Fraud - Wire | 0 | 0.0 | 0 | 0.0 |
| Embezzlement | 0 | 0.0 | 0 | 0.0 |
| Stolen Property Offenses | 0 | 0.0 | 0 | 0.0 |
| Destruction/Damage/Vandalism | 1 | 0.7 | 0 | 0.0 |
| Drug/Narcotic Violations (Total) | 2 | 1.5 | 2 | 100.0 |
| Drug/Narcotic Violations | 1 | 0.7 | 1 | 100.0 |
| Drug/Narcotic Equipment Violations | 1 | 0.7 | 1 | 100.0 |

| GROUP A OFFENSES | Offense | Rate per 1,000 | Cleared | % Cleared |
|---|----------|----------------|----------|------------|
| Sex Offenses (Nonforcible) (Total) | 0 | 0.0 | 0 | 0.0 |
| Incest | 0 | 0.0 | 0 | 0.0 |
| Statutory Rape | 0 | 0.0 | 0 | 0.0 |
| Pornography/Obscene Material | 0 | 0.0 | 0 | 0.0 |
| Gambling Offenses (Total) | 0 | 0.0 | 0 | 0.0 |
| Gambling - Betting/Wagering | 0 | 0.0 | 0 | 0.0 |
| Gambling - Operating/Promoting | 0 | 0.0 | 0 | 0.0 |
| Gambling - Equipment Violations | 0 | 0.0 | 0 | 0.0 |
| Gambling - Sports Tampering | 0 | 0.0 | 0 | 0.0 |
| Prostitution Offenses (Total) | 0 | 0.0 | 0 | 0.0 |
| Prostitution | 0 | 0.0 | 0 | 0.0 |
| Prostitution Assisting/Promoting | 0 | 0.0 | 0 | 0.0 |
| Bribery | 0 | 0.0 | 0 | 0.0 |
| Weapon Law Violations | 0 | 0.0 | 0 | 0.0 |

| GROUP B OFFENSES | Offenses | Rate per 1,000 |
|-----------------------|----------|----------------|
| Bad Checks | 0 | 0.0 |
| Curfew/Vagrancy | 0 | 0.0 |
| Disorderly Conduct | 0 | 0.0 |
| DUI | 0 | 0.0 |
| Drunkenness | 0 | 0.0 |
| Family-Non Violent | 0 | 0.0 |
| Liquor Law Violations | 4 | 2.9 |
| Peeping Tom | 0 | 0.0 |
| Runaway | 0 | 0.0 |
| Trespass | 0 | 0.0 |
| All Other Offenses | 0 | 0.0 |

| 2010 Fall Term Campus Population | |
|----------------------------------|--------------|
| Undergraduate Enrollment | 1,082 |
| Graduate Enrollment | 67 |
| Staff Personnel | 134 |
| Faculty Personnel | 70 |
| Security Personnel | 8 |
| Total Campus Population | 1,361 |



Carson Newman College - 2010

| GROUP A OFFENSES | Offense | Rate per 1,000 | Cleared | % Cleared |
|---|-----------|----------------|----------|--------------|
| Homicide Offenses (Total) | 0 | 0.0 | 0 | 0.0 |
| Murder | 0 | 0.0 | 0 | 0.0 |
| Negligent Manslaughter | 0 | 0.0 | 0 | 0.0 |
| Kidnaping/Abduction | 0 | 0.0 | 0 | 0.0 |
| Sex Offenses (Forcible) (Total) | 0 | 0.0 | 0 | 0.0 |
| Forcible Rape | 0 | 0.0 | 0 | 0.0 |
| Forcible Sodomy | 0 | 0.0 | 0 | 0.0 |
| Sexual Assault W/Object | 0 | 0.0 | 0 | 0.0 |
| Forcible Fondling | 0 | 0.0 | 0 | 0.0 |
| Robbery | 0 | 0.0 | 0 | 0.0 |
| Assault Offenses (Total) | 3 | 1.3 | 0 | 0.0 |
| Aggravated Assault | 0 | 0.0 | 0 | 0.0 |
| Simple Assault | 0 | 0.0 | 0 | 0.0 |
| Intimidation | 3 | 1.3 | 0 | 0.0 |
| Stalking | 0 | 0.0 | 0 | 0.0 |
| Arson | 1 | 0.4 | 0 | 0.0 |
| Extortion/Blackmail | 0 | 0.0 | 0 | 0.0 |
| Burglary | 21 | 8.9 | 1 | 4.8 |
| Larceny/Theft Offenses (Total) | 32 | 12.1 | 1 | 3.1 |
| Theft - Pocket-picking | 0 | 0.0 | 0 | 0.0 |
| Theft - Purse Snatching | 0 | 0.0 | 0 | 0.0 |
| Theft - Shoplifting | 0 | 0.0 | 0 | 0.0 |
| Theft From Building | 24 | 10.1 | 1 | 4.2 |
| Theft From Coin Machine | 1 | 0.4 | 0 | 0.0 |
| Theft From Motor Vehicle | 6 | 2.5 | 0 | 0.0 |
| Theft of Motor Vehicle Parts | 0 | 0.0 | 0 | 0.0 |
| Theft - All Other Larceny | 1 | 0.4 | 0 | 0.0 |
| Motor Vehicle Theft | 0 | 0.0 | 0 | 0.0 |
| Counterfeiting/Forgery | 0 | 0.0 | 0 | 0.0 |
| Fraud Offenses (Total) | 0 | 0.0 | 0 | 0.0 |
| Fraud - False Pretenses | 0 | 0.0 | 0 | 0.0 |
| Fraud - Credit Card/ATM | 0 | 0.0 | 0 | 0.0 |
| Fraud - Impersonation | 0 | 0.0 | 0 | 0.0 |
| Fraud - Welfare | 0 | 0.0 | 0 | 0.0 |
| Fraud - Wire | 0 | 0.0 | 0 | 0.0 |
| Embezzlement | 0 | 0.0 | 0 | 0.0 |
| Stolen Property Offenses | 0 | 0.0 | 0 | 0.0 |
| Destruction/Damage/Vandalism | 4 | 1.7 | 0 | 0.0 |
| Drug/Narcotic Violations (Total) | 3 | 1.3 | 3 | 100.0 |
| Drug/Narcotic Violations | 3 | 1.3 | 3 | 100.0 |
| Drug/Narcotic Equipment Violations | 0 | 0.0 | 0 | 0.0 |

| GROUP A OFFENSES | Offense | Rate per 1,000 | Cleared | % Cleared |
|---|----------|----------------|----------|------------|
| Sex Offenses (Nonforcible) (Total) | 0 | 0.0 | 0 | 0.0 |
| Incest | 0 | 0.0 | 0 | 0.0 |
| Statutory Rape | 0 | 0.0 | 0 | 0.0 |
| Pornography/Obscene Material | 0 | 0.0 | 0 | 0.0 |
| Gambling Offenses (Total) | 0 | 0.0 | 0 | 0.0 |
| Gambling - Betting/Wagering | 0 | 0.0 | 0 | 0.0 |
| Gambling - Operating/Promoting | 0 | 0.0 | 0 | 0.0 |
| Gambling - Equipment Violations | 0 | 0.0 | 0 | 0.0 |
| Gambling - Sports Tampering | 0 | 0.0 | 0 | 0.0 |
| Prostitution Offenses (Total) | 0 | 0.0 | 0 | 0.0 |
| Prostitution | 0 | 0.0 | 0 | 0.0 |
| Prostitution Assisting/Promoting | 0 | 0.0 | 0 | 0.0 |
| Bribery | 0 | 0.0 | 0 | 0.0 |
| Weapon Law Violations | 0 | 0.0 | 0 | 0.0 |

| GROUP B OFFENSES | Offenses | Rate per 1,000 |
|-----------------------|----------|----------------|
| Bad Checks | 0 | 0.0 |
| Curfew/Vagrancy | 0 | 0.0 |
| Disorderly Conduct | 0 | 0.0 |
| DUI | 0 | 0.0 |
| Drunkenness | 1 | 0.4 |
| Family-Non Violent | 0 | 0.0 |
| Liquor Law Violations | 0 | 0.0 |
| Peeping Tom | 0 | 0.0 |
| Runaway | 0 | 0.0 |
| Trespass | 0 | 0.0 |
| All Other Offenses | 4 | 1.7 |

| 2010 Fall Term Campus Population | |
|----------------------------------|--------------|
| Undergraduate Enrollment | 1,724 |
| Graduate Enrollment | 234 |
| Staff Personnel | 276 |
| Faculty Personnel | 127 |
| Security Personnel | 8 |
| Total Campus Population | 2,369 |



Chattanooga State Community College - 2010

| GROUP A OFFENSES | Offense | Rate per 1,000 | Cleared | % Cleared |
|---|-----------|----------------|----------|-------------|
| Homicide Offenses (Total) | 0 | 0.0 | 0 | 0.0 |
| Murder | 0 | 0.0 | 0 | 0.0 |
| Negligent Manslaughter | 0 | 0.0 | 0 | 0.0 |
| Kidnaping/Abduction | 0 | 0.0 | 0 | 0.0 |
| Sex Offenses (Forcible) (Total) | 0 | 0.0 | 0 | 0.0 |
| Forcible Rape | 0 | 0.0 | 0 | 0.0 |
| Forcible Sodomy | 0 | 0.0 | 0 | 0.0 |
| Sexual Assault W/Object | 0 | 0.0 | 0 | 0.0 |
| Forcible Fondling | 0 | 0.0 | 0 | 0.0 |
| Robbery | 0 | 0.0 | 0 | 0.0 |
| Assault Offenses (Total) | 8 | 0.8 | 3 | 37.5 |
| Aggravated Assault | 2 | 0.3 | 2 | 100.0 |
| Simple Assault | 5 | 0.7 | 0 | 0.0 |
| Intimidation | 1 | 0.1 | 1 | 100.0 |
| Stalking | 0 | 0.0 | 0 | 0.0 |
| Arson | 0 | 0.0 | 0 | 0.0 |
| Extortion/Blackmail | 0 | 0.0 | 0 | 0.0 |
| Burglary | 0 | 0.0 | 0 | 0.0 |
| Larceny/Theft Offenses (Total) | 19 | 2.6 | 3 | 15.8 |
| Theft - Pocket-picking | 0 | 0.0 | 0 | 0.0 |
| Theft - Purse Snatching | 0 | 0.0 | 0 | 0.0 |
| Theft - Shoplifting | 0 | 0.0 | 0 | 0.0 |
| Theft From Building | 17 | 2.3 | 2 | 11.8 |
| Theft From Coin Machine | 0 | 0.0 | 0 | 0.0 |
| Theft From Motor Vehicle | 0 | 0.0 | 0 | 0.0 |
| Theft of Motor Vehicle Parts | 0 | 0.0 | 0 | 0.0 |
| Theft - All Other Larceny | 2 | 0.3 | 1 | 50.0 |
| Motor Vehicle Theft | 0 | 0.0 | 0 | 0.0 |
| Counterfeiting/Forgery | 0 | 0.0 | 0 | 0.0 |
| Fraud Offenses (Total) | 0 | 0.0 | 0 | 0.0 |
| Fraud - False Pretenses | 0 | 0.0 | 0 | 0.0 |
| Fraud - Credit Card/ATM | 0 | 0.0 | 0 | 0.0 |
| Fraud - Impersonation | 0 | 0.0 | 0 | 0.0 |
| Fraud - Welfare | 0 | 0.0 | 0 | 0.0 |
| Fraud - Wire | 0 | 0.0 | 0 | 0.0 |
| Embezzlement | 0 | 0.0 | 0 | 0.0 |
| Stolen Property Offenses | 0 | 0.0 | 0 | 0.0 |
| Destruction/Damage/Vandalism | 4 | 0.5 | 0 | 0.0 |
| Drug/Narcotic Violations (Total) | 0 | 0.0 | 0 | 0.0 |
| Drug/Narcotic Violations | 0 | 0.0 | 0 | 0.0 |
| Drug/Narcotic Equipment Violations | 0 | 0.0 | 0 | 0.0 |

| GROUP A OFFENSES | Offense | Rate per 1,000 | Cleared | % Cleared |
|---|----------|----------------|----------|------------|
| Sex Offenses (Nonforcible) (Total) | 0 | 0.0 | 0 | 0.0 |
| Incest | 0 | 0.0 | 0 | 0.0 |
| Statutory Rape | 0 | 0.0 | 0 | 0.0 |
| Pornography/Obscene Material | 0 | 0.0 | 0 | 0.0 |
| Gambling Offenses (Total) | 0 | 0.0 | 0 | 0.0 |
| Gambling - Betting/Wagering | 0 | 0.0 | 0 | 0.0 |
| Gambling - Operating/Promoting | 0 | 0.0 | 0 | 0.0 |
| Gambling - Equipment Violations | 0 | 0.0 | 0 | 0.0 |
| Gambling - Sports Tampering | 0 | 0.0 | 0 | 0.0 |
| Prostitution Offenses (Total) | 0 | 0.0 | 0 | 0.0 |
| Prostitution | 0 | 0.0 | 0 | 0.0 |
| Prostitution Assisting/Promoting | 0 | 0.0 | 0 | 0.0 |
| Bribery | 0 | 0.0 | 0 | 0.0 |
| Weapon Law Violations | 0 | 0.0 | 0 | 0.0 |

| GROUP B OFFENSES | Offenses | Rate per 1,000 |
|-----------------------|----------|----------------|
| Bad Checks | 0 | 0.0 |
| Curfew/Vagrancy | 0 | 0.0 |
| Disorderly Conduct | 2 | 0.3 |
| DUI | 0 | 0.0 |
| Drunkenness | 0 | 0.0 |
| Family-Non Violent | 0 | 0.0 |
| Liquor Law Violations | 0 | 0.0 |
| Peeping Tom | 0 | 0.0 |
| Runaway | 0 | 0.0 |
| Trespass | 0 | 0.0 |
| All Other Offenses | 1 | 0.1 |

| 2010 Fall Term Campus Population | |
|----------------------------------|--------------|
| Undergraduate Enrollment | 6,698 |
| Graduate Enrollment | 0 |
| Staff Personnel | 416 |
| Faculty Personnel | 225 |
| Security Personnel | 14 |
| Total Campus Population | 7,353 |



Christian Brothers University - 2010

| GROUP A OFFENSES | Offense | Rate per 1,000 | Cleared | % Cleared |
|---|-----------|----------------|----------|-------------|
| Homicide Offenses (Total) | 0 | 0.0 | 0 | 0.0 |
| Murder | 0 | 0.0 | 0 | 0.0 |
| Negligent Manslaughter | 0 | 0.0 | 0 | 0.0 |
| Kidnaping/Abduction | 0 | 0.0 | 0 | 0.0 |
| Sex Offenses (Forcible) (Total) | 0 | 0.0 | 0 | 0.0 |
| Forcible Rape | 0 | 0.0 | 0 | 0.0 |
| Forcible Sodomy | 0 | 0.0 | 0 | 0.0 |
| Sexual Assault W/Object | 0 | 0.0 | 0 | 0.0 |
| Forcible Fondling | 0 | 0.0 | 0 | 0.0 |
| Robbery | 0 | 0.0 | 0 | 0.0 |
| Assault Offenses (Total) | 10 | 5.6 | 7 | 70.0 |
| Aggravated Assault | 0 | 0.0 | 0 | 0.0 |
| Simple Assault | 8 | 4.5 | 5 | 62.5 |
| Intimidation | 2 | 1.1 | 2 | 100.0 |
| Stalking | 0 | 0.0 | 0 | 0.0 |
| Arson | 1 | 0.6 | 0 | 0.0 |
| Extortion/Blackmail | 0 | 0.0 | 0 | 0.0 |
| Burglary | 5 | 2.8 | 1 | 20.0 |
| Larceny/Theft Offenses (Total) | 15 | 8.4 | 0 | 0.0 |
| Theft - Pocket-picking | 0 | 0.0 | 0 | 0.0 |
| Theft - Purse Snatching | 0 | 0.0 | 0 | 0.0 |
| Theft - Shoplifting | 0 | 0.0 | 0 | 0.0 |
| Theft From Building | 10 | 5.6 | 0 | 0.0 |
| Theft From Coin Machine | 1 | 0.6 | 0 | 0.0 |
| Theft From Motor Vehicle | 1 | 0.6 | 0 | 0.0 |
| Theft of Motor Vehicle Parts | 1 | 0.6 | 0 | 0.0 |
| Theft - All Other Larceny | 2 | 1.1 | 0 | 0.0 |
| Motor Vehicle Theft | 0 | 0.0 | 0 | 0.0 |
| Counterfeiting/Forgery | 0 | 0.0 | 0 | 0.0 |
| Fraud Offenses (Total) | 0 | 0.0 | 0 | 0.0 |
| Fraud - False Pretenses | 0 | 0.0 | 0 | 0.0 |
| Fraud - Credit Card/ATM | 0 | 0.0 | 0 | 0.0 |
| Fraud - Impersonation | 0 | 0.0 | 0 | 0.0 |
| Fraud - Welfare | 0 | 0.0 | 0 | 0.0 |
| Fraud - Wire | 0 | 0.0 | 0 | 0.0 |
| Embezzlement | 0 | 0.0 | 0 | 0.0 |
| Stolen Property Offenses | 0 | 0.0 | 0 | 0.0 |
| Destruction/Damage/Vandalism | 11 | 6.2 | 0 | 0.0 |
| Drug/Narcotic Violations (Total) | 5 | 2.8 | 4 | 80.0 |
| Drug/Narcotic Violations | 3 | 1.7 | 3 | 100.0 |
| Drug/Narcotic Equipment Violations | 2 | 1.1 | 1 | 50.0 |

| GROUP A OFFENSES | Offense | Rate per 1,000 | Cleared | % Cleared |
|---|----------|----------------|----------|------------|
| Sex Offenses (Nonforcible) (Total) | 0 | 0.0 | 0 | 0.0 |
| Incest | 0 | 0.0 | 0 | 0.0 |
| Statutory Rape | 0 | 0.0 | 0 | 0.0 |
| Pornography/Obscene Material | 0 | 0.0 | 0 | 0.0 |
| Gambling Offenses (Total) | 0 | 0.0 | 0 | 0.0 |
| Gambling - Betting/Wagering | 0 | 0.0 | 0 | 0.0 |
| Gambling - Operating/Promoting | 0 | 0.0 | 0 | 0.0 |
| Gambling - Equipment Violations | 0 | 0.0 | 0 | 0.0 |
| Gambling - Sports Tampering | 0 | 0.0 | 0 | 0.0 |
| Prostitution Offenses (Total) | 0 | 0.0 | 0 | 0.0 |
| Prostitution | 0 | 0.0 | 0 | 0.0 |
| Prostitution Assisting/Promoting | 0 | 0.0 | 0 | 0.0 |
| Bribery | 0 | 0.0 | 0 | 0.0 |
| Weapon Law Violations | 0 | 0.0 | 0 | 0.0 |

| GROUP B OFFENSES | Offenses | Rate per 1,000 |
|-----------------------|----------|----------------|
| Bad Checks | 0 | 0.0 |
| Curfew/Vagrancy | 0 | 0.0 |
| Disorderly Conduct | 2 | 1.1 |
| DUI | 0 | 0.0 |
| Drunkenness | 11 | 6.2 |
| Family-Non Violent | 0 | 0.0 |
| Liquor Law Violations | 1 | 0.6 |
| Peeping Tom | 0 | 0.0 |
| Runaway | 0 | 0.0 |
| Trespass | 0 | 0.0 |
| All Other Offenses | 1 | 0.6 |

| 2010 Fall Term Campus Population | |
|----------------------------------|--------------|
| Undergraduate Enrollment | 1,271 |
| Graduate Enrollment | 250 |
| Staff Personnel | 140 |
| Faculty Personnel | 101 |
| Security Personnel | 20 |
| Total Campus Population | 1,782 |



Cleveland State Community College - 2010

| GROUP A OFFENSES | Offense | Rate per 1,000 | Cleared | % Cleared |
|---|-----------|----------------|----------|------------|
| Homicide Offenses (Total) | 0 | 0.0 | 0 | 0.0 |
| Murder | 0 | 0.0 | 0 | 0.0 |
| Negligent Manslaughter | 0 | 0.0 | 0 | 0.0 |
| Kidnaping/Abduction | 0 | 0.0 | 0 | 0.0 |
| Sex Offenses (Forcible) (Total) | 0 | 0.0 | 0 | 0.0 |
| Forcible Rape | 0 | 0.0 | 0 | 0.0 |
| Forcible Sodomy | 0 | 0.0 | 0 | 0.0 |
| Sexual Assault W/Object | 0 | 0.0 | 0 | 0.0 |
| Forcible Fondling | 0 | 0.0 | 0 | 0.0 |
| Robbery | 0 | 0.0 | 0 | 0.0 |
| Assault Offenses (Total) | 5 | 1.7 | 0 | 0.0 |
| Aggravated Assault | 0 | 0.0 | 0 | 0.0 |
| Simple Assault | 0 | 0.0 | 0 | 0.0 |
| Intimidation | 5 | 1.7 | 0 | 0.0 |
| Stalking | 0 | 0.0 | 0 | 0.0 |
| Arson | 0 | 0.0 | 0 | 0.0 |
| Extortion/Blackmail | 0 | 0.0 | 0 | 0.0 |
| Burglary | 1 | 0.3 | 0 | 0.0 |
| Larceny/Theft Offenses (Total) | 13 | 4.4 | 0 | 0.0 |
| Theft - Pocket-picking | 0 | 0.0 | 0 | 0.0 |
| Theft - Purse Snatching | 0 | 0.0 | 0 | 0.0 |
| Theft - Shoplifting | 0 | 0.0 | 0 | 0.0 |
| Theft From Building | 9 | 3.1 | 0 | 0.0 |
| Theft From Coin Machine | 1 | 0.3 | 0 | 0.0 |
| Theft From Motor Vehicle | 1 | 0.3 | 0 | 0.0 |
| Theft of Motor Vehicle Parts | 1 | 0.3 | 0 | 0.0 |
| Theft - All Other Larceny | 1 | 0.3 | 0 | 0.0 |
| Motor Vehicle Theft | 0 | 0.0 | 0 | 0.0 |
| Counterfeiting/Forgery | 0 | 0.0 | 0 | 0.0 |
| Fraud Offenses (Total) | 0 | 0.0 | 0 | 0.0 |
| Fraud - False Pretenses | 0 | 0.0 | 0 | 0.0 |
| Fraud - Credit Card/ATM | 0 | 0.0 | 0 | 0.0 |
| Fraud - Impersonation | 0 | 0.0 | 0 | 0.0 |
| Fraud - Welfare | 0 | 0.0 | 0 | 0.0 |
| Fraud - Wire | 0 | 0.0 | 0 | 0.0 |
| Embezzlement | 0 | 0.0 | 0 | 0.0 |
| Stolen Property Offenses | 0 | 0.0 | 0 | 0.0 |
| Destruction/Damage/Vandalism | 8 | 2.7 | 0 | 0.0 |
| Drug/Narcotic Violations (Total) | 0 | 0.0 | 0 | 0.0 |
| Drug/Narcotic Violations | 0 | 0.0 | 0 | 0.0 |
| Drug/Narcotic Equipment Violations | 0 | 0.0 | 0 | 0.0 |

| GROUP A OFFENSES | Offense | Rate per 1,000 | Cleared | % Cleared |
|---|----------|----------------|----------|------------|
| Sex Offenses (Nonforcible) (Total) | 0 | 0.0 | 0 | 0.0 |
| Incest | 0 | 0.0 | 0 | 0.0 |
| Statutory Rape | 0 | 0.0 | 0 | 0.0 |
| Pornography/Obscene Material | 0 | 0.0 | 0 | 0.0 |
| Gambling Offenses (Total) | 0 | 0.0 | 0 | 0.0 |
| Gambling - Betting/Wagering | 0 | 0.0 | 0 | 0.0 |
| Gambling - Operating/Promoting | 0 | 0.0 | 0 | 0.0 |
| Gambling - Equipment Violations | 0 | 0.0 | 0 | 0.0 |
| Gambling - Sports Tampering | 0 | 0.0 | 0 | 0.0 |
| Prostitution Offenses (Total) | 0 | 0.0 | 0 | 0.0 |
| Prostitution | 0 | 0.0 | 0 | 0.0 |
| Prostitution Assisting/Promoting | 0 | 0.0 | 0 | 0.0 |
| Bribery | 0 | 0.0 | 0 | 0.0 |
| Weapon Law Violations | 0 | 0.0 | 0 | 0.0 |

| GROUP B OFFENSES | Offenses | Rate per 1,000 |
|-----------------------|----------|----------------|
| Bad Checks | 0 | 0.0 |
| Curfew/Vagrancy | 0 | 0.0 |
| Disorderly Conduct | 0 | 0.0 |
| DUI | 0 | 0.0 |
| Drunkenness | 0 | 0.0 |
| Family-Non Violent | 0 | 0.0 |
| Liquor Law Violations | 0 | 0.0 |
| Peeping Tom | 0 | 0.0 |
| Runaway | 0 | 0.0 |
| Trespass | 0 | 0.0 |
| All Other Offenses | 0 | 0.0 |

| 2010 Fall Term Campus Population | |
|----------------------------------|--------------|
| Undergraduate Enrollment | 2,597 |
| Graduate Enrollment | 0 |
| Staff Personnel | 128 |
| Faculty Personnel | 195 |
| Security Personnel | 9 |
| Total Campus Population | 2,929 |



Columbia State Community College - 2010

| GROUP A OFFENSES | Offense | Rate per 1,000 | Cleared | % Cleared |
|---|----------|----------------|----------|------------|
| Homicide Offenses (Total) | 0 | 0.0 | 0 | 0.0 |
| Murder | 0 | 0.0 | 0 | 0.0 |
| Negligent Manslaughter | 0 | 0.0 | 0 | 0.0 |
| Kidnaping/Abduction | 0 | 0.0 | 0 | 0.0 |
| Sex Offenses (Forcible) (Total) | 0 | 0.0 | 0 | 0.0 |
| Forcible Rape | 0 | 0.0 | 0 | 0.0 |
| Forcible Sodomy | 0 | 0.0 | 0 | 0.0 |
| Sexual Assault W/Object | 0 | 0.0 | 0 | 0.0 |
| Forcible Fondling | 0 | 0.0 | 0 | 0.0 |
| Robbery | 0 | 0.0 | 0 | 0.0 |
| Assault Offenses (Total) | 0 | 0.0 | 0 | 0.0 |
| Aggravated Assault | 0 | 0.0 | 0 | 0.0 |
| Simple Assault | 0 | 0.0 | 0 | 0.0 |
| Intimidation | 0 | 0.0 | 0 | 0.0 |
| Stalking | 0 | 0.0 | 0 | 0.0 |
| Arson | 0 | 0.0 | 0 | 0.0 |
| Extortion/Blackmail | 0 | 0.0 | 0 | 0.0 |
| Burglary | 0 | 0.0 | 0 | 0.0 |
| Larceny/Theft Offenses (Total) | 4 | 1.5 | 0 | 0.0 |
| Theft - Pocket-picking | 0 | 0.0 | 0 | 0.0 |
| Theft - Purse Snatching | 0 | 0.0 | 0 | 0.0 |
| Theft - Shoplifting | 0 | 0.0 | 0 | 0.0 |
| Theft From Building | 3 | 1.1 | 0 | 0.0 |
| Theft From Coin Machine | 0 | 0.0 | 0 | 0.0 |
| Theft From Motor Vehicle | 1 | 0.4 | 0 | 0.0 |
| Theft of Motor Vehicle Parts | 0 | 0.0 | 0 | 0.0 |
| Theft - All Other Larceny | 0 | 0.0 | 0 | 0.0 |
| Motor Vehicle Theft | 0 | 0.0 | 0 | 0.0 |
| Counterfeiting/Forgery | 0 | 0.0 | 0 | 0.0 |
| Fraud Offenses (Total) | 0 | 0.0 | 0 | 0.0 |
| Fraud - False Pretenses | 0 | 0.0 | 0 | 0.0 |
| Fraud - Credit Card/ATM | 0 | 0.0 | 0 | 0.0 |
| Fraud - Impersonation | 0 | 0.0 | 0 | 0.0 |
| Fraud - Welfare | 0 | 0.0 | 0 | 0.0 |
| Fraud - Wire | 0 | 0.0 | 0 | 0.0 |
| Embezzlement | 0 | 0.0 | 0 | 0.0 |
| Stolen Property Offenses | 0 | 0.0 | 0 | 0.0 |
| Destruction/Damage/Vandalism | 0 | 0.0 | 0 | 0.0 |
| Drug/Narcotic Violations (Total) | 0 | 0.0 | 0 | 0.0 |
| Drug/Narcotic Violations | 0 | 0.0 | 0 | 0.0 |
| Drug/Narcotic Equipment Violations | 0 | 0.0 | 0 | 0.0 |

| GROUP A OFFENSES | Offense | Rate per 1,000 | Cleared | % Cleared |
|---|----------|----------------|----------|------------|
| Sex Offenses (Nonforcible) (Total) | 0 | 0.0 | 0 | 0.0 |
| Incest | 0 | 0.0 | 0 | 0.0 |
| Statutory Rape | 0 | 0.0 | 0 | 0.0 |
| Pornography/Obscene Material | 0 | 0.0 | 0 | 0.0 |
| Gambling Offenses (Total) | 0 | 0.0 | 0 | 0.0 |
| Gambling - Betting/Wagering | 0 | 0.0 | 0 | 0.0 |
| Gambling - Operating/Promoting | 0 | 0.0 | 0 | 0.0 |
| Gambling - Equipment Violations | 0 | 0.0 | 0 | 0.0 |
| Gambling - Sports Tampering | 0 | 0.0 | 0 | 0.0 |
| Prostitution Offenses (Total) | 0 | 0.0 | 0 | 0.0 |
| Prostitution | 0 | 0.0 | 0 | 0.0 |
| Prostitution Assisting/Promoting | 0 | 0.0 | 0 | 0.0 |
| Bribery | 0 | 0.0 | 0 | 0.0 |
| Weapon Law Violations | 0 | 0.0 | 0 | 0.0 |

| GROUP B OFFENSES | Offenses | Rate per 1,000 |
|-----------------------|----------|----------------|
| Bad Checks | 0 | 0.0 |
| Curfew/Vagrancy | 0 | 0.0 |
| Disorderly Conduct | 0 | 0.0 |
| DUI | 0 | 0.0 |
| Drunkenness | 0 | 0.0 |
| Family-Non Violent | 0 | 0.0 |
| Liquor Law Violations | 0 | 0.0 |
| Peeping Tom | 0 | 0.0 |
| Runaway | 0 | 0.0 |
| Trespass | 0 | 0.0 |
| All Other Offenses | 0 | 0.0 |

| 2010 Fall Term Campus Population | |
|----------------------------------|--------------|
| Undergraduate Enrollment | 2,388 |
| Graduate Enrollment | 0 |
| Staff Personnel | 147 |
| Faculty Personnel | 99 |
| Security Personnel | 6 |
| Total Campus Population | 2,640 |



Cumberland University - 2010

| GROUP A OFFENSES | Offense | Rate per 1,000 | Cleared | % Cleared |
|---|----------|----------------|----------|------------|
| Homicide Offenses (Total) | 0 | 0.0 | 0 | 0.0 |
| Murder | 0 | 0.0 | 0 | 0.0 |
| Negligent Manslaughter | 0 | 0.0 | 0 | 0.0 |
| Kidnaping/Abduction | 0 | 0.0 | 0 | 0.0 |
| Sex Offenses (Forcible) (Total) | 0 | 0.0 | 0 | 0.0 |
| Forcible Rape | 0 | 0.0 | 0 | 0.0 |
| Forcible Sodomy | 0 | 0.0 | 0 | 0.0 |
| Sexual Assault W/Object | 0 | 0.0 | 0 | 0.0 |
| Forcible Fondling | 0 | 0.0 | 0 | 0.0 |
| Robbery | 0 | 0.0 | 0 | 0.0 |
| Assault Offenses (Total) | 0 | 0.0 | 0 | 0.0 |
| Aggravated Assault | 0 | 0.0 | 0 | 0.0 |
| Simple Assault | 0 | 0.0 | 0 | 0.0 |
| Intimidation | 0 | 0.0 | 0 | 0.0 |
| Stalking | 0 | 0.0 | 0 | 0.0 |
| Arson | 0 | 0.0 | 0 | 0.0 |
| Extortion/Blackmail | 0 | 0.0 | 0 | 0.0 |
| Burglary | 3 | 2.3 | 0 | 0.0 |
| Larceny/Theft Offenses (Total) | 7 | 5.4 | 0 | 0.0 |
| Theft - Pocket-picking | 0 | 0.0 | 0 | 0.0 |
| Theft - Purse Snatching | 0 | 0.0 | 0 | 0.0 |
| Theft - Shoplifting | 0 | 0.0 | 0 | 0.0 |
| Theft From Building | 1 | 0.8 | 0 | 0.0 |
| Theft From Coin Machine | 0 | 0.0 | 0 | 0.0 |
| Theft From Motor Vehicle | 2 | 1.5 | 0 | 0.0 |
| Theft of Motor Vehicle Parts | 2 | 1.5 | 0 | 0.0 |
| Theft - All Other Larceny | 2 | 1.5 | 0 | 0.0 |
| Motor Vehicle Theft | 0 | 0.0 | 0 | 0.0 |
| Counterfeiting/Forgery | 0 | 0.0 | 0 | 0.0 |
| Fraud Offenses (Total) | 0 | 0.0 | 0 | 0.0 |
| Fraud - False Pretenses | 0 | 0.0 | 0 | 0.0 |
| Fraud - Credit Card/ATM | 0 | 0.0 | 0 | 0.0 |
| Fraud - Impersonation | 0 | 0.0 | 0 | 0.0 |
| Fraud - Welfare | 0 | 0.0 | 0 | 0.0 |
| Fraud - Wire | 0 | 0.0 | 0 | 0.0 |
| Embezzlement | 0 | 0.0 | 0 | 0.0 |
| Stolen Property Offenses | 0 | 0.0 | 0 | 0.0 |
| Destruction/Damage/Vandalism | 0 | 0.0 | 0 | 0.0 |
| Drug/Narcotic Violations (Total) | 0 | 0.0 | 0 | 0.0 |
| Drug/Narcotic Violations | 0 | 0.0 | 0 | 0.0 |
| Drug/Narcotic Equipment Violations | 0 | 0.0 | 0 | 0.0 |

| GROUP A OFFENSES | Offense | Rate per 1,000 | Cleared | % Cleared |
|---|----------|----------------|----------|------------|
| Sex Offenses (Nonforcible) (Total) | 0 | 0.0 | 0 | 0.0 |
| Incest | 0 | 0.0 | 0 | 0.0 |
| Statutory Rape | 0 | 0.0 | 0 | 0.0 |
| Pornography/Obscene Material | 0 | 0.0 | 0 | 0.0 |
| Gambling Offenses (Total) | 0 | 0.0 | 0 | 0.0 |
| Gambling - Betting/Wagering | 0 | 0.0 | 0 | 0.0 |
| Gambling - Operating/Promoting | 0 | 0.0 | 0 | 0.0 |
| Gambling - Equipment Violations | 0 | 0.0 | 0 | 0.0 |
| Gambling - Sports Tampering | 0 | 0.0 | 0 | 0.0 |
| Prostitution Offenses (Total) | 0 | 0.0 | 0 | 0.0 |
| Prostitution | 0 | 0.0 | 0 | 0.0 |
| Prostitution Assisting/Promoting | 0 | 0.0 | 0 | 0.0 |
| Bribery | 0 | 0.0 | 0 | 0.0 |
| Weapon Law Violations | 0 | 0.0 | 0 | 0.0 |

| GROUP B OFFENSES | Offenses | Rate per 1,000 |
|-----------------------|----------|----------------|
| Bad Checks | 0 | 0.0 |
| Curfew/Vagrancy | 0 | 0.0 |
| Disorderly Conduct | 0 | 0.0 |
| DUI | 0 | 0.0 |
| Drunkenness | 0 | 0.0 |
| Family-Non Violent | 0 | 0.0 |
| Liquor Law Violations | 0 | 0.0 |
| Peeping Tom | 0 | 0.0 |
| Runaway | 0 | 0.0 |
| Trespass | 0 | 0.0 |
| All Other Offenses | 0 | 0.0 |

| 2010 Fall Term Campus Population | |
|----------------------------------|--------------|
| Undergraduate Enrollment | 1,017 |
| Graduate Enrollment | 116 |
| Staff Personnel | 99 |
| Faculty Personnel | 66 |
| Security Personnel | 8 |
| Total Campus Population | 1,306 |



Daymar Institute Clarksville - 2010

| GROUP A OFFENSES | Offense | Rate per 1,000 | Cleared | % Cleared |
|---|----------|----------------|----------|------------|
| Homicide Offenses (Total) | 0 | 0.0 | 0 | 0.0 |
| Murder | 0 | 0.0 | 0 | 0.0 |
| Negligent Manslaughter | 0 | 0.0 | 0 | 0.0 |
| Kidnaping/Abduction | 0 | 0.0 | 0 | 0.0 |
| Sex Offenses (Forcible) (Total) | 0 | 0.0 | 0 | 0.0 |
| Forcible Rape | 0 | 0.0 | 0 | 0.0 |
| Forcible Sodomy | 0 | 0.0 | 0 | 0.0 |
| Sexual Assault W/Object | 0 | 0.0 | 0 | 0.0 |
| Forcible Fondling | 0 | 0.0 | 0 | 0.0 |
| Robbery | 0 | 0.0 | 0 | 0.0 |
| Assault Offenses (Total) | 0 | 0.0 | 0 | 0.0 |
| Aggravated Assault | 0 | 0.0 | 0 | 0.0 |
| Simple Assault | 0 | 0.0 | 0 | 0.0 |
| Intimidation | 0 | 0.0 | 0 | 0.0 |
| Stalking | 0 | 0.0 | 0 | 0.0 |
| Arson | 0 | 0.0 | 0 | 0.0 |
| Extortion/Blackmail | 0 | 0.0 | 0 | 0.0 |
| Burglary | 0 | 0.0 | 0 | 0.0 |
| Larceny/Theft Offenses (Total) | 0 | 0.0 | 0 | 0.0 |
| Theft - Pocket-picking | 0 | 0.0 | 0 | 0.0 |
| Theft - Purse Snatching | 0 | 0.0 | 0 | 0.0 |
| Theft - Shoplifting | 0 | 0.0 | 0 | 0.0 |
| Theft From Building | 0 | 0.0 | 0 | 0.0 |
| Theft From Coin Machine | 0 | 0.0 | 0 | 0.0 |
| Theft From Motor Vehicle | 0 | 0.0 | 0 | 0.0 |
| Theft of Motor Vehicle Parts | 0 | 0.0 | 0 | 0.0 |
| Theft - All Other Larceny | 0 | 0.0 | 0 | 0.0 |
| Motor Vehicle Theft | 0 | 0.0 | 0 | 0.0 |
| Counterfeiting/Forgery | 0 | 0.0 | 0 | 0.0 |
| Fraud Offenses (Total) | 0 | 0.0 | 0 | 0.0 |
| Fraud - False Pretenses | 0 | 0.0 | 0 | 0.0 |
| Fraud - Credit Card/ATM | 0 | 0.0 | 0 | 0.0 |
| Fraud - Impersonation | 0 | 0.0 | 0 | 0.0 |
| Fraud - Welfare | 0 | 0.0 | 0 | 0.0 |
| Fraud - Wire | 0 | 0.0 | 0 | 0.0 |
| Embezzlement | 0 | 0.0 | 0 | 0.0 |
| Stolen Property Offenses | 0 | 0.0 | 0 | 0.0 |
| Destruction/Damage/Vandalism | 0 | 0.0 | 0 | 0.0 |
| Drug/Narcotic Violations (Total) | 0 | 0.0 | 0 | 0.0 |
| Drug/Narcotic Violations | 0 | 0.0 | 0 | 0.0 |
| Drug/Narcotic Equipment Violations | 0 | 0.0 | 0 | 0.0 |

| GROUP A OFFENSES | Offense | Rate per 1,000 | Cleared | % Cleared |
|---|----------|----------------|----------|------------|
| Sex Offenses (Nonforcible) (Total) | 0 | 0.0 | 0 | 0.0 |
| Incest | 0 | 0.0 | 0 | 0.0 |
| Statutory Rape | 0 | 0.0 | 0 | 0.0 |
| Pornography/Obscene Material | 0 | 0.0 | 0 | 0.0 |
| Gambling Offenses (Total) | 0 | 0.0 | 0 | 0.0 |
| Gambling - Betting/Wagering | 0 | 0.0 | 0 | 0.0 |
| Gambling - Operating/Promoting | 0 | 0.0 | 0 | 0.0 |
| Gambling - Equipment Violations | 0 | 0.0 | 0 | 0.0 |
| Gambling - Sports Tampering | 0 | 0.0 | 0 | 0.0 |
| Prostitution Offenses (Total) | 0 | 0.0 | 0 | 0.0 |
| Prostitution | 0 | 0.0 | 0 | 0.0 |
| Prostitution Assisting/Promoting | 0 | 0.0 | 0 | 0.0 |
| Bribery | 0 | 0.0 | 0 | 0.0 |
| Weapon Law Violations | 0 | 0.0 | 0 | 0.0 |

| GROUP B OFFENSES | Offenses | Rate per 1,000 |
|-----------------------|----------|----------------|
| Bad Checks | 0 | 0.0 |
| Curfew/Vagrancy | 0 | 0.0 |
| Disorderly Conduct | 0 | 0.0 |
| DUI | 0 | 0.0 |
| Drunkenness | 0 | 0.0 |
| Family-Non Violent | 0 | 0.0 |
| Liquor Law Violations | 0 | 0.0 |
| Peeping Tom | 0 | 0.0 |
| Runaway | 0 | 0.0 |
| Trespass | 0 | 0.0 |
| All Other Offenses | 0 | 0.0 |

| 2010 Fall Term Campus Population | |
|----------------------------------|------------|
| Undergraduate Enrollment | 735 |
| Graduate Enrollment | 0 |
| Staff Personnel | 33 |
| Faculty Personnel | 41 |
| Security Personnel | 0 |
| Total Campus Population | 809 |



Daymar Institute, formerly known as Draughon's College, did not submit any incidents for the year 2010 but began submitting data for 2011. Please see www.tncrimeonline.com for updates.

Daymar Institute Murfreesboro - 2010

| GROUP A OFFENSES | Offense | Rate per 1,000 | Cleared | % Cleared |
|---|----------|----------------|----------|------------|
| Homicide Offenses (Total) | 0 | 0.0 | 0 | 0.0 |
| Murder | 0 | 0.0 | 0 | 0.0 |
| Negligent Manslaughter | 0 | 0.0 | 0 | 0.0 |
| Kidnaping/Abduction | 0 | 0.0 | 0 | 0.0 |
| Sex Offenses (Forcible) (Total) | 0 | 0.0 | 0 | 0.0 |
| Forcible Rape | 0 | 0.0 | 0 | 0.0 |
| Forcible Sodomy | 0 | 0.0 | 0 | 0.0 |
| Sexual Assault W/Object | 0 | 0.0 | 0 | 0.0 |
| Forcible Fondling | 0 | 0.0 | 0 | 0.0 |
| Robbery | 0 | 0.0 | 0 | 0.0 |
| Assault Offenses (Total) | 0 | 0.0 | 0 | 0.0 |
| Aggravated Assault | 0 | 0.0 | 0 | 0.0 |
| Simple Assault | 0 | 0.0 | 0 | 0.0 |
| Intimidation | 0 | 0.0 | 0 | 0.0 |
| Stalking | 0 | 0.0 | 0 | 0.0 |
| Arson | 0 | 0.0 | 0 | 0.0 |
| Extortion/Blackmail | 0 | 0.0 | 0 | 0.0 |
| Burglary | 0 | 0.0 | 0 | 0.0 |
| Larceny/Theft Offenses (Total) | 0 | 0.0 | 0 | 0.0 |
| Theft - Pocket-picking | 0 | 0.0 | 0 | 0.0 |
| Theft - Purse Snatching | 0 | 0.0 | 0 | 0.0 |
| Theft - Shoplifting | 0 | 0.0 | 0 | 0.0 |
| Theft From Building | 0 | 0.0 | 0 | 0.0 |
| Theft From Coin Machine | 0 | 0.0 | 0 | 0.0 |
| Theft From Motor Vehicle | 0 | 0.0 | 0 | 0.0 |
| Theft of Motor Vehicle Parts | 0 | 0.0 | 0 | 0.0 |
| Theft - All Other Larceny | 0 | 0.0 | 0 | 0.0 |
| Motor Vehicle Theft | 0 | 0.0 | 0 | 0.0 |
| Counterfeiting/Forgery | 0 | 0.0 | 0 | 0.0 |
| Fraud Offenses (Total) | 0 | 0.0 | 0 | 0.0 |
| Fraud - False Pretenses | 0 | 0.0 | 0 | 0.0 |
| Fraud - Credit Card/ATM | 0 | 0.0 | 0 | 0.0 |
| Fraud - Impersonation | 0 | 0.0 | 0 | 0.0 |
| Fraud - Welfare | 0 | 0.0 | 0 | 0.0 |
| Fraud - Wire | 0 | 0.0 | 0 | 0.0 |
| Embezzlement | 0 | 0.0 | 0 | 0.0 |
| Stolen Property Offenses | 0 | 0.0 | 0 | 0.0 |
| Destruction/Damage/Vandalism | 0 | 0.0 | 0 | 0.0 |
| Drug/Narcotic Violations (Total) | 0 | 0.0 | 0 | 0.0 |
| Drug/Narcotic Violations | 0 | 0.0 | 0 | 0.0 |
| Drug/Narcotic Equipment Violations | 0 | 0.0 | 0 | 0.0 |

| GROUP A OFFENSES | Offense | Rate per 1,000 | Cleared | % Cleared |
|---|----------|----------------|----------|------------|
| Sex Offenses (Nonforcible) (Total) | 0 | 0.0 | 0 | 0.0 |
| Incest | 0 | 0.0 | 0 | 0.0 |
| Statutory Rape | 0 | 0.0 | 0 | 0.0 |
| Pornography/Obscene Material | 0 | 0.0 | 0 | 0.0 |
| Gambling Offenses (Total) | 0 | 0.0 | 0 | 0.0 |
| Gambling - Betting/Wagering | 0 | 0.0 | 0 | 0.0 |
| Gambling - Operating/Promoting | 0 | 0.0 | 0 | 0.0 |
| Gambling - Equipment Violations | 0 | 0.0 | 0 | 0.0 |
| Gambling - Sports Tampering | 0 | 0.0 | 0 | 0.0 |
| Prostitution Offenses (Total) | 0 | 0.0 | 0 | 0.0 |
| Prostitution | 0 | 0.0 | 0 | 0.0 |
| Prostitution Assisting/Promoting | 0 | 0.0 | 0 | 0.0 |
| Bribery | 0 | 0.0 | 0 | 0.0 |
| Weapon Law Violations | 0 | 0.0 | 0 | 0.0 |

| GROUP B OFFENSES | Offenses | Rate per 1,000 |
|-----------------------|----------|----------------|
| Bad Checks | 0 | 0.0 |
| Curfew/Vagrancy | 0 | 0.0 |
| Disorderly Conduct | 0 | 0.0 |
| DUI | 0 | 0.0 |
| Drunkenness | 0 | 0.0 |
| Family-Non Violent | 0 | 0.0 |
| Liquor Law Violations | 0 | 0.0 |
| Peeping Tom | 0 | 0.0 |
| Runaway | 0 | 0.0 |
| Trespass | 0 | 0.0 |
| All Other Offenses | 0 | 0.0 |

| 2010 Fall Term Campus Population | |
|----------------------------------|------------|
| Undergraduate Enrollment | 615 |
| Graduate Enrollment | 0 |
| Staff Personnel | 32 |
| Faculty Personnel | 48 |
| Security Personnel | 0 |
| Total Campus Population | 695 |



Daymar Institute, formerly known as Draughon's College, did not submit any incidents for the year 2010 but began submitting data for 2011. Please see www.tncrimeonline.com for updates.

Daymar Institute Nashville - 2010

| GROUP A OFFENSES | Offense | Rate per 1,000 | Cleared | % Cleared |
|---|----------|----------------|----------|------------|
| Homicide Offenses (Total) | 0 | 0.0 | 0 | 0.0 |
| Murder | 0 | 0.0 | 0 | 0.0 |
| Negligent Manslaughter | 0 | 0.0 | 0 | 0.0 |
| Kidnaping/Abduction | 0 | 0.0 | 0 | 0.0 |
| Sex Offenses (Forcible) (Total) | 0 | 0.0 | 0 | 0.0 |
| Forcible Rape | 0 | 0.0 | 0 | 0.0 |
| Forcible Sodomy | 0 | 0.0 | 0 | 0.0 |
| Sexual Assault W/Object | 0 | 0.0 | 0 | 0.0 |
| Forcible Fondling | 0 | 0.0 | 0 | 0.0 |
| Robbery | 0 | 0.0 | 0 | 0.0 |
| Assault Offenses (Total) | 0 | 0.0 | 0 | 0.0 |
| Aggravated Assault | 0 | 0.0 | 0 | 0.0 |
| Simple Assault | 0 | 0.0 | 0 | 0.0 |
| Intimidation | 0 | 0.0 | 0 | 0.0 |
| Stalking | 0 | 0.0 | 0 | 0.0 |
| Arson | 0 | 0.0 | 0 | 0.0 |
| Extortion/Blackmail | 0 | 0.0 | 0 | 0.0 |
| Burglary | 0 | 0.0 | 0 | 0.0 |
| Larceny/Theft Offenses (Total) | 0 | 0.0 | 0 | 0.0 |
| Theft - Pocket-picking | 0 | 0.0 | 0 | 0.0 |
| Theft - Purse Snatching | 0 | 0.0 | 0 | 0.0 |
| Theft - Shoplifting | 0 | 0.0 | 0 | 0.0 |
| Theft From Building | 0 | 0.0 | 0 | 0.0 |
| Theft From Coin Machine | 0 | 0.0 | 0 | 0.0 |
| Theft From Motor Vehicle | 0 | 0.0 | 0 | 0.0 |
| Theft of Motor Vehicle Parts | 0 | 0.0 | 0 | 0.0 |
| Theft - All Other Larceny | 0 | 0.0 | 0 | 0.0 |
| Motor Vehicle Theft | 0 | 0.0 | 0 | 0.0 |
| Counterfeiting/Forgery | 0 | 0.0 | 0 | 0.0 |
| Fraud Offenses (Total) | 0 | 0.0 | 0 | 0.0 |
| Fraud - False Pretenses | 0 | 0.0 | 0 | 0.0 |
| Fraud - Credit Card/ATM | 0 | 0.0 | 0 | 0.0 |
| Fraud - Impersonation | 0 | 0.0 | 0 | 0.0 |
| Fraud - Welfare | 0 | 0.0 | 0 | 0.0 |
| Fraud - Wire | 0 | 0.0 | 0 | 0.0 |
| Embezzlement | 0 | 0.0 | 0 | 0.0 |
| Stolen Property Offenses | 0 | 0.0 | 0 | 0.0 |
| Destruction/Damage/Vandalism | 0 | 0.0 | 0 | 0.0 |
| Drug/Narcotic Violations (Total) | 0 | 0.0 | 0 | 0.0 |
| Drug/Narcotic Violations | 0 | 0.0 | 0 | 0.0 |
| Drug/Narcotic Equipment Violations | 0 | 0.0 | 0 | 0.0 |

| GROUP A OFFENSES | Offense | Rate per 1,000 | Cleared | % Cleared |
|---|----------|----------------|----------|------------|
| Sex Offenses (Nonforcible) (Total) | 0 | 0.0 | 0 | 0.0 |
| Incest | 0 | 0.0 | 0 | 0.0 |
| Statutory Rape | 0 | 0.0 | 0 | 0.0 |
| Pornography/Obscene Material | 0 | 0.0 | 0 | 0.0 |
| Gambling Offenses (Total) | 0 | 0.0 | 0 | 0.0 |
| Gambling - Betting/Wagering | 0 | 0.0 | 0 | 0.0 |
| Gambling - Operating/Promoting | 0 | 0.0 | 0 | 0.0 |
| Gambling - Equipment Violations | 0 | 0.0 | 0 | 0.0 |
| Gambling - Sports Tampering | 0 | 0.0 | 0 | 0.0 |
| Prostitution Offenses (Total) | 0 | 0.0 | 0 | 0.0 |
| Prostitution | 0 | 0.0 | 0 | 0.0 |
| Prostitution Assisting/Promoting | 0 | 0.0 | 0 | 0.0 |
| Bribery | 0 | 0.0 | 0 | 0.0 |
| Weapon Law Violations | 0 | 0.0 | 0 | 0.0 |

| GROUP B OFFENSES | Offenses | Rate per 1,000 |
|-----------------------|----------|----------------|
| Bad Checks | 0 | 0.0 |
| Curfew/Vagrancy | 0 | 0.0 |
| Disorderly Conduct | 0 | 0.0 |
| DUI | 0 | 0.0 |
| Drunkenness | 0 | 0.0 |
| Family-Non Violent | 0 | 0.0 |
| Liquor Law Violations | 0 | 0.0 |
| Peeping Tom | 0 | 0.0 |
| Runaway | 0 | 0.0 |
| Trespass | 0 | 0.0 |
| All Other Offenses | 0 | 0.0 |

| 2010 Fall Term Campus Population | |
|----------------------------------|------------|
| Undergraduate Enrollment | 501 |
| Graduate Enrollment | 0 |
| Staff Personnel | 26 |
| Faculty Personnel | 53 |
| Security Personnel | 2 |
| Total Campus Population | 582 |



Crime on Campus 2010

Daymar Institute, formerly known as Draughon's College, did not submit any incidents for the year 2010 but began submitting data for 2011. Please see www.tncrimeonline.com for updates.

Dyersburg State Community College - 2010

| GROUP A OFFENSES | Offense | Rate per 1,000 | Cleared | % Cleared |
|---|----------|----------------|----------|--------------|
| Homicide Offenses (Total) | 0 | 0.0 | 0 | 0.0 |
| Murder | 0 | 0.0 | 0 | 0.0 |
| Negligent Manslaughter | 0 | 0.0 | 0 | 0.0 |
| Kidnaping/Abduction | 0 | 0.0 | 0 | 0.0 |
| Sex Offenses (Forcible) (Total) | 1 | 0.3 | 0 | 0.0 |
| Forcible Rape | 0 | 0.0 | 0 | 0.0 |
| Forcible Sodomy | 0 | 0.0 | 0 | 0.0 |
| Sexual Assault W/Object | 0 | 0.0 | 0 | 0.0 |
| Forcible Fondling | 1 | 0.3 | 0 | 0.0 |
| Robbery | 0 | 0.0 | 0 | 0.0 |
| Assault Offenses (Total) | 1 | 0.3 | 1 | 100.0 |
| Aggravated Assault | 0 | 0.0 | 0 | 0.0 |
| Simple Assault | 0 | 0.0 | 0 | 0.0 |
| Intimidation | 1 | 0.3 | 1 | 100.0 |
| Stalking | 0 | 0.0 | 0 | 0.0 |
| Arson | 0 | 0.0 | 0 | 0.0 |
| Extortion/Blackmail | 0 | 0.0 | 0 | 0.0 |
| Burglary | 0 | 0.0 | 0 | 0.0 |
| Larceny/Theft Offenses (Total) | 1 | 0.3 | 1 | 100.0 |
| Theft - Pocket-picking | 0 | 0.0 | 0 | 0.0 |
| Theft - Purse Snatching | 0 | 0.0 | 0 | 0.0 |
| Theft - Shoplifting | 0 | 0.0 | 0 | 0.0 |
| Theft From Building | 0 | 0.0 | 0 | 0.0 |
| Theft From Coin Machine | 0 | 0.0 | 0 | 0.0 |
| Theft From Motor Vehicle | 1 | 0.3 | 1 | 100.0 |
| Theft of Motor Vehicle Parts | 0 | 0.0 | 0 | 0.0 |
| Theft - All Other Larceny | 0 | 0.0 | 0 | 0.0 |
| Motor Vehicle Theft | 0 | 0.0 | 0 | 0.0 |
| Counterfeiting/Forgery | 0 | 0.0 | 0 | 0.0 |
| Fraud Offenses (Total) | 0 | 0.0 | 0 | 0.0 |
| Fraud - False Pretenses | 0 | 0.0 | 0 | 0.0 |
| Fraud - Credit Card/ATM | 0 | 0.0 | 0 | 0.0 |
| Fraud - Impersonation | 0 | 0.0 | 0 | 0.0 |
| Fraud - Welfare | 0 | 0.0 | 0 | 0.0 |
| Fraud - Wire | 0 | 0.0 | 0 | 0.0 |
| Embezzlement | 0 | 0.0 | 0 | 0.0 |
| Stolen Property Offenses | 0 | 0.0 | 0 | 0.0 |
| Destruction/Damage/Vandalism | 2 | 0.6 | 2 | 100.0 |
| Drug/Narcotic Violations (Total) | 1 | 0.3 | 1 | 100.0 |
| Drug/Narcotic Violations | 1 | 0.3 | 1 | 100.0 |
| Drug/Narcotic Equipment Violations | 0 | 0.0 | 0 | 0.0 |

| GROUP A OFFENSES | Offense | Rate per 1,000 | Cleared | % Cleared |
|---|----------|----------------|----------|------------|
| Sex Offenses (Nonforcible) (Total) | 0 | 0.0 | 0 | 0.0 |
| Incest | 0 | 0.0 | 0 | 0.0 |
| Statutory Rape | 0 | 0.0 | 0 | 0.0 |
| Pornography/Obscene Material | 0 | 0.0 | 0 | 0.0 |
| Gambling Offenses (Total) | 0 | 0.0 | 0 | 0.0 |
| Gambling - Betting/Wagering | 0 | 0.0 | 0 | 0.0 |
| Gambling - Operating/Promoting | 0 | 0.0 | 0 | 0.0 |
| Gambling - Equipment Violations | 0 | 0.0 | 0 | 0.0 |
| Gambling - Sports Tampering | 0 | 0.0 | 0 | 0.0 |
| Prostitution Offenses (Total) | 0 | 0.0 | 0 | 0.0 |
| Prostitution | 0 | 0.0 | 0 | 0.0 |
| Prostitution Assisting/Promoting | 0 | 0.0 | 0 | 0.0 |
| Bribery | 0 | 0.0 | 0 | 0.0 |
| Weapon Law Violations | 0 | 0.0 | 0 | 0.0 |

| GROUP B OFFENSES | Offenses | Rate per 1,000 |
|-----------------------|----------|----------------|
| Bad Checks | 0 | 0.0 |
| Curfew/Vagrancy | 0 | 0.0 |
| Disorderly Conduct | 0 | 0.0 |
| DUI | 0 | 0.0 |
| Drunkenness | 0 | 0.0 |
| Family-Non Violent | 0 | 0.0 |
| Liquor Law Violations | 0 | 0.0 |
| Peeping Tom | 0 | 0.0 |
| Runaway | 0 | 0.0 |
| Trespass | 0 | 0.0 |
| All Other Offenses | 0 | 0.0 |

| 2010 Fall Term Campus Population | |
|----------------------------------|--------------|
| Undergraduate Enrollment | 3,301 |
| Graduate Enrollment | 0 |
| Staff Personnel | 163 |
| Faculty Personnel | 159 |
| Security Personnel | 5 |
| Total Campus Population | 3,628 |



East Tennessee State University - 2010

| GROUP A OFFENSES | Offense | Rate per 1,000 | Cleared | % Cleared |
|---|------------|----------------|-----------|--------------|
| Homicide Offenses (Total) | 0 | 0.0 | 0 | 0.0 |
| Murder | 0 | 0.0 | 0 | 0.0 |
| Negligent Manslaughter | 0 | 0.0 | 0 | 0.0 |
| Kidnaping/Abduction | 0 | 0.0 | 0 | 0.0 |
| Sex Offenses (Forcible) (Total) | 1 | 0.1 | 0 | 0.0 |
| Forcible Rape | 0 | 0.0 | 0 | 0.0 |
| Forcible Sodomy | 0 | 0.0 | 0 | 0.0 |
| Sexual Assault W/Object | 0 | 0.0 | 0 | 0.0 |
| Forcible Fondling | 1 | 0.1 | 0 | 0.0 |
| Robbery | 3 | 0.2 | 2 | 66.7 |
| Assault Offenses (Total) | 39 | 2.4 | 27 | 69.2 |
| Aggravated Assault | 5 | 0.3 | 4 | 80.0 |
| Simple Assault | 19 | 1.1 | 15 | 78.9 |
| Intimidation | 15 | 0.9 | 8 | 53.3 |
| Stalking | 0 | 0.0 | 0 | 0.0 |
| Arson | 1 | 0.1 | 0 | 0.0 |
| Extortion/Blackmail | 0 | 0.0 | 0 | 0.0 |
| Burglary | 22 | 1.3 | 2 | 9.1 |
| Larceny/Theft Offenses (Total) | 121 | 7.3 | 11 | 9.1 |
| Theft - Pocket-picking | 0 | 0.0 | 0 | 0.0 |
| Theft - Purse Snatching | 0 | 0.0 | 0 | 0.0 |
| Theft - Shoplifting | 2 | 0.1 | 1 | 50.0 |
| Theft From Building | 70 | 4.2 | 10 | 14.3 |
| Theft From Coin Machine | 0 | 0.0 | 0 | 0.0 |
| Theft From Motor Vehicle | 21 | 1.3 | 0 | 0.0 |
| Theft of Motor Vehicle Parts | 15 | 0.9 | 0 | 0.0 |
| Theft - All Other Larceny | 13 | 0.8 | 0 | 0.0 |
| Motor Vehicle Theft | 3 | 0.2 | 2 | 66.7 |
| Counterfeiting/Forgery | 0 | 0.0 | 0 | 0.0 |
| Fraud Offenses (Total) | 10 | 0.6 | 3 | 30.0 |
| Fraud - False Pretenses | 3 | 0.2 | 1 | 33.3 |
| Fraud - Credit Card/ATM | 5 | 0.3 | 0 | 0.0 |
| Fraud - Impersonation | 2 | 0.1 | 2 | 100.0 |
| Fraud - Welfare | 0 | 0.0 | 0 | 0.0 |
| Fraud - Wire | 0 | 0.0 | 0 | 0.0 |
| Embezzlement | 0 | 0.0 | 0 | 0.0 |
| Stolen Property Offenses | 0 | 0.0 | 0 | 0.0 |
| Destruction/Damage/Vandalism | 77 | 4.6 | 10 | 13.0 |
| Drug/Narcotic Violations (Total) | 42 | 2.5 | 42 | 100.0 |
| Drug/Narcotic Violations | 22 | 1.3 | 22 | 100.0 |
| Drug/Narcotic Equipment Violations | 20 | 1.2 | 20 | 100.0 |

| GROUP A OFFENSES | Offense | Rate per 1,000 | Cleared | % Cleared |
|---|----------|----------------|----------|-------------|
| Sex Offenses (Nonforcible) (Total) | 0 | 0.0 | 0 | 0.0 |
| Incest | 0 | 0.0 | 0 | 0.0 |
| Statutory Rape | 0 | 0.0 | 0 | 0.0 |
| Pornography/Obscene Material | 0 | 0.0 | 0 | 0.0 |
| Gambling Offenses (Total) | 0 | 0.0 | 0 | 0.0 |
| Gambling - Betting/Wagering | 0 | 0.0 | 0 | 0.0 |
| Gambling - Operating/Promoting | 0 | 0.0 | 0 | 0.0 |
| Gambling - Equipment Violations | 0 | 0.0 | 0 | 0.0 |
| Gambling - Sports Tampering | 0 | 0.0 | 0 | 0.0 |
| Prostitution Offenses (Total) | 0 | 0.0 | 0 | 0.0 |
| Prostitution | 0 | 0.0 | 0 | 0.0 |
| Prostitution Assisting/Promoting | 0 | 0.0 | 0 | 0.0 |
| Bribery | 0 | 0.0 | 0 | 0.0 |
| Weapon Law Violations | 3 | 0.2 | 2 | 66.7 |

| GROUP B OFFENSES | Offenses | Rate per 1,000 |
|-----------------------|----------|----------------|
| Bad Checks | 1 | 0.1 |
| Curfew/Vagrancy | 0 | 0.0 |
| Disorderly Conduct | 1 | 0.1 |
| DUI | 40 | 2.4 |
| Drunkenness | 18 | 1.1 |
| Family-Non Violent | 0 | 0.0 |
| Liquor Law Violations | 68 | 4.1 |
| Peeping Tom | 0 | 0.0 |
| Runaway | 0 | 0.0 |
| Trespass | 1 | 0.1 |
| All Other Offenses | 13 | 0.8 |

| 2010 Fall Term Campus Population | |
|----------------------------------|---------------|
| Undergraduate Enrollment | 12,393 |
| Graduate Enrollment | 1,872 |
| Staff Personnel | 1,434 |
| Faculty Personnel | 864 |
| Security Personnel | 31 |
| Total Campus Population | 16,594 |



Emmanuel School of Religion - 2010

| GROUP A OFFENSES | Offense | Rate per 1,000 | Cleared | % Cleared |
|---|----------|----------------|----------|------------|
| Homicide Offenses (Total) | 0 | 0.0 | 0 | 0.0 |
| Murder | 0 | 0.0 | 0 | 0.0 |
| Negligent Manslaughter | 0 | 0.0 | 0 | 0.0 |
| Kidnaping/Abduction | 0 | 0.0 | 0 | 0.0 |
| Sex Offenses (Forcible) (Total) | 0 | 0.0 | 0 | 0.0 |
| Forcible Rape | 0 | 0.0 | 0 | 0.0 |
| Forcible Sodomy | 0 | 0.0 | 0 | 0.0 |
| Sexual Assault W/Object | 0 | 0.0 | 0 | 0.0 |
| Forcible Fondling | 0 | 0.0 | 0 | 0.0 |
| Robbery | 0 | 0.0 | 0 | 0.0 |
| Assault Offenses (Total) | 0 | 0.0 | 0 | 0.0 |
| Aggravated Assault | 0 | 0.0 | 0 | 0.0 |
| Simple Assault | 0 | 0.0 | 0 | 0.0 |
| Intimidation | 0 | 0.0 | 0 | 0.0 |
| Stalking | 0 | 0.0 | 0 | 0.0 |
| Arson | 0 | 0.0 | 0 | 0.0 |
| Extortion/Blackmail | 0 | 0.0 | 0 | 0.0 |
| Burglary | 0 | 0.0 | 0 | 0.0 |
| Larceny/Theft Offenses (Total) | 2 | 15.6 | 0 | 0.0 |
| Theft - Pocket-picking | 0 | 0.0 | 0 | 0.0 |
| Theft - Purse Snatching | 0 | 0.0 | 0 | 0.0 |
| Theft - Shoplifting | 0 | 0.0 | 0 | 0.0 |
| Theft From Building | 0 | 0.0 | 0 | 0.0 |
| Theft From Coin Machine | 0 | 0.0 | 0 | 0.0 |
| Theft From Motor Vehicle | 2 | 15.6 | 0 | 0.0 |
| Theft of Motor Vehicle Parts | 0 | 0.0 | 0 | 0.0 |
| Theft - All Other Larceny | 0 | 0.0 | 0 | 0.0 |
| Motor Vehicle Theft | 0 | 0.0 | 0 | 0.0 |
| Counterfeiting/Forgery | 0 | 0.0 | 0 | 0.0 |
| Fraud Offenses (Total) | 0 | 0.0 | 0 | 0.0 |
| Fraud - False Pretenses | 0 | 0.0 | 0 | 0.0 |
| Fraud - Credit Card/ATM | 0 | 0.0 | 0 | 0.0 |
| Fraud - Impersonation | 0 | 0.0 | 0 | 0.0 |
| Fraud - Welfare | 0 | 0.0 | 0 | 0.0 |
| Fraud - Wire | 0 | 0.0 | 0 | 0.0 |
| Embezzlement | 0 | 0.0 | 0 | 0.0 |
| Stolen Property Offenses | 0 | 0.0 | 0 | 0.0 |
| Destruction/Damage/Vandalism | 0 | 0.0 | 0 | 0.0 |
| Drug/Narcotic Violations (Total) | 0 | 0.0 | 0 | 0.0 |
| Drug/Narcotic Violations | 0 | 0.0 | 0 | 0.0 |
| Drug/Narcotic Equipment Violations | 0 | 0.0 | 0 | 0.0 |

| GROUP A OFFENSES | Offense | Rate per 1,000 | Cleared | % Cleared |
|---|----------|----------------|----------|------------|
| Sex Offenses (Nonforcible) (Total) | 0 | 0.0 | 0 | 0.0 |
| Incest | 0 | 0.0 | 0 | 0.0 |
| Statutory Rape | 0 | 0.0 | 0 | 0.0 |
| Pornography/Obscene Material | 0 | 0.0 | 0 | 0.0 |
| Gambling Offenses (Total) | 0 | 0.0 | 0 | 0.0 |
| Gambling - Betting/Wagering | 0 | 0.0 | 0 | 0.0 |
| Gambling - Operating/Promoting | 0 | 0.0 | 0 | 0.0 |
| Gambling - Equipment Violations | 0 | 0.0 | 0 | 0.0 |
| Gambling - Sports Tampering | 0 | 0.0 | 0 | 0.0 |
| Prostitution Offenses (Total) | 0 | 0.0 | 0 | 0.0 |
| Prostitution | 0 | 0.0 | 0 | 0.0 |
| Prostitution Assisting/Promoting | 0 | 0.0 | 0 | 0.0 |
| Bribery | 0 | 0.0 | 0 | 0.0 |
| Weapon Law Violations | 0 | 0.0 | 0 | 0.0 |

| GROUP B OFFENSES | Offenses | Rate per 1,000 |
|-----------------------|----------|----------------|
| Bad Checks | 0 | 0.0 |
| Curfew/Vagrancy | 0 | 0.0 |
| Disorderly Conduct | 0 | 0.0 |
| DUI | 0 | 0.0 |
| Drunkenness | 0 | 0.0 |
| Family-Non Violent | 0 | 0.0 |
| Liquor Law Violations | 0 | 0.0 |
| Peeping Tom | 0 | 0.0 |
| Runaway | 0 | 0.0 |
| Trespass | 0 | 0.0 |
| All Other Offenses | 0 | 0.0 |

| 2010 Fall Term Campus Population | |
|----------------------------------|------------|
| Undergraduate Enrollment | 0 |
| Graduate Enrollment | 94 |
| Staff Personnel | 20 |
| Faculty Personnel | 13 |
| Security Personnel | 1 |
| Total Campus Population | 128 |



Fisk University - 2010

| GROUP A OFFENSES | Offense | Rate per 1,000 | Cleared | % Cleared |
|---|----------|----------------|----------|-------------|
| Homicide Offenses (Total) | 0 | 0.0 | 0 | 0.0 |
| Murder | 0 | 0.0 | 0 | 0.0 |
| Negligent Manslaughter | 0 | 0.0 | 0 | 0.0 |
| Kidnaping/Abduction | 0 | 0.0 | 0 | 0.0 |
| Sex Offenses (Forcible) (Total) | 0 | 0.0 | 0 | 0.0 |
| Forcible Rape | 0 | 0.0 | 0 | 0.0 |
| Forcible Sodomy | 0 | 0.0 | 0 | 0.0 |
| Sexual Assault W/Object | 0 | 0.0 | 0 | 0.0 |
| Forcible Fondling | 0 | 0.0 | 0 | 0.0 |
| Robbery | 1 | 1.3 | 0 | 0.0 |
| Assault Offenses (Total) | 6 | 7.7 | 4 | 66.7 |
| Aggravated Assault | 1 | 1.3 | 0 | 0.0 |
| Simple Assault | 5 | 6.4 | 4 | 80.0 |
| Intimidation | 0 | 0.0 | 0 | 0.0 |
| Stalking | 0 | 0.0 | 0 | 0.0 |
| Arson | 0 | 0.0 | 0 | 0.0 |
| Extortion/Blackmail | 0 | 0.0 | 0 | 0.0 |
| Burglary | 0 | 0.0 | 0 | 0.0 |
| Larceny/Theft Offenses (Total) | 1 | 1.3 | 0 | 0.0 |
| Theft - Pocket-picking | 0 | 0.0 | 0 | 0.0 |
| Theft - Purse Snatching | 0 | 0.0 | 0 | 0.0 |
| Theft - Shoplifting | 0 | 0.0 | 0 | 0.0 |
| Theft From Building | 1 | 1.3 | 0 | 0.0 |
| Theft From Coin Machine | 0 | 0.0 | 0 | 0.0 |
| Theft From Motor Vehicle | 0 | 0.0 | 0 | 0.0 |
| Theft of Motor Vehicle Parts | 0 | 0.0 | 0 | 0.0 |
| Theft - All Other Larceny | 0 | 0.0 | 0 | 0.0 |
| Motor Vehicle Theft | 0 | 0.0 | 0 | 0.0 |
| Counterfeiting/Forgery | 1 | 1.3 | 0 | 0.0 |
| Fraud Offenses (Total) | 0 | 0.0 | 0 | 0.0 |
| Fraud - False Pretenses | 0 | 0.0 | 0 | 0.0 |
| Fraud - Credit Card/ATM | 0 | 0.0 | 0 | 0.0 |
| Fraud - Impersonation | 0 | 0.0 | 0 | 0.0 |
| Fraud - Welfare | 0 | 0.0 | 0 | 0.0 |
| Fraud - Wire | 0 | 0.0 | 0 | 0.0 |
| Embezzlement | 0 | 0.0 | 0 | 0.0 |
| Stolen Property Offenses | 0 | 0.0 | 0 | 0.0 |
| Destruction/Damage/Vandalism | 0 | 0.0 | 0 | 0.0 |
| Drug/Narcotic Violations (Total) | 0 | 0.0 | 0 | 0.0 |
| Drug/Narcotic Violations | 0 | 0.0 | 0 | 0.0 |
| Drug/Narcotic Equipment Violations | 0 | 0.0 | 0 | 0.0 |

| GROUP A OFFENSES | Offense | Rate per 1,000 | Cleared | % Cleared |
|---|----------|----------------|----------|------------|
| Sex Offenses (Nonforcible) (Total) | 0 | 0.0 | 0 | 0.0 |
| Incest | 0 | 0.0 | 0 | 0.0 |
| Statutory Rape | 0 | 0.0 | 0 | 0.0 |
| Pornography/Obscene Material | 0 | 0.0 | 0 | 0.0 |
| Gambling Offenses (Total) | 0 | 0.0 | 0 | 0.0 |
| Gambling - Betting/Wagering | 0 | 0.0 | 0 | 0.0 |
| Gambling - Operating/Promoting | 0 | 0.0 | 0 | 0.0 |
| Gambling - Equipment Violations | 0 | 0.0 | 0 | 0.0 |
| Gambling - Sports Tampering | 0 | 0.0 | 0 | 0.0 |
| Prostitution Offenses (Total) | 0 | 0.0 | 0 | 0.0 |
| Prostitution | 0 | 0.0 | 0 | 0.0 |
| Prostitution Assisting/Promoting | 0 | 0.0 | 0 | 0.0 |
| Bribery | 0 | 0.0 | 0 | 0.0 |
| Weapon Law Violations | 0 | 0.0 | 0 | 0.0 |

| GROUP B OFFENSES | Offenses | Rate per 1,000 |
|-----------------------|----------|----------------|
| Bad Checks | 0 | 0.0 |
| Curfew/Vagrancy | 0 | 0.0 |
| Disorderly Conduct | 2 | 2.6 |
| DUI | 0 | 0.0 |
| Drunkenness | 0 | 0.0 |
| Family-Non Violent | 0 | 0.0 |
| Liquor Law Violations | 0 | 0.0 |
| Peeping Tom | 0 | 0.0 |
| Runaway | 0 | 0.0 |
| Trespass | 0 | 0.0 |
| All Other Offenses | 4 | 5.2 |

| 2010 Fall Term Campus Population | |
|----------------------------------|------------|
| Undergraduate Enrollment | 527 |
| Graduate Enrollment | 49 |
| Staff Personnel | 101 |
| Faculty Personnel | 86 |
| Security Personnel | 13 |
| Total Campus Population | 776 |



Free Will Baptist Bible College - 2010

| GROUP A OFFENSES | Offense | Rate per 1,000 | Cleared | % Cleared |
|---|----------|----------------|----------|------------|
| Homicide Offenses (Total) | 0 | 0.0 | 0 | 0.0 |
| Murder | 0 | 0.0 | 0 | 0.0 |
| Negligent Manslaughter | 0 | 0.0 | 0 | 0.0 |
| Kidnaping/Abduction | 0 | 0.0 | 0 | 0.0 |
| Sex Offenses (Forcible) (Total) | 0 | 0.0 | 0 | 0.0 |
| Forcible Rape | 0 | 0.0 | 0 | 0.0 |
| Forcible Sodomy | 0 | 0.0 | 0 | 0.0 |
| Sexual Assault W/Object | 0 | 0.0 | 0 | 0.0 |
| Forcible Fondling | 0 | 0.0 | 0 | 0.0 |
| Robbery | 0 | 0.0 | 0 | 0.0 |
| Assault Offenses (Total) | 0 | 0.0 | 0 | 0.0 |
| Aggravated Assault | 0 | 0.0 | 0 | 0.0 |
| Simple Assault | 0 | 0.0 | 0 | 0.0 |
| Intimidation | 0 | 0.0 | 0 | 0.0 |
| Stalking | 0 | 0.0 | 0 | 0.0 |
| Arson | 0 | 0.0 | 0 | 0.0 |
| Extortion/Blackmail | 0 | 0.0 | 0 | 0.0 |
| Burglary | 0 | 0.0 | 0 | 0.0 |
| Larceny/Theft Offenses (Total) | 0 | 0.0 | 0 | 0.0 |
| Theft - Pocket-picking | 0 | 0.0 | 0 | 0.0 |
| Theft - Purse Snatching | 0 | 0.0 | 0 | 0.0 |
| Theft - Shoplifting | 0 | 0.0 | 0 | 0.0 |
| Theft From Building | 0 | 0.0 | 0 | 0.0 |
| Theft From Coin Machine | 0 | 0.0 | 0 | 0.0 |
| Theft From Motor Vehicle | 0 | 0.0 | 0 | 0.0 |
| Theft of Motor Vehicle Parts | 0 | 0.0 | 0 | 0.0 |
| Theft - All Other Larceny | 0 | 0.0 | 0 | 0.0 |
| Motor Vehicle Theft | 0 | 0.0 | 0 | 0.0 |
| Counterfeiting/Forgery | 0 | 0.0 | 0 | 0.0 |
| Fraud Offenses (Total) | 0 | 0.0 | 0 | 0.0 |
| Fraud - False Pretenses | 0 | 0.0 | 0 | 0.0 |
| Fraud - Credit Card/ATM | 0 | 0.0 | 0 | 0.0 |
| Fraud - Impersonation | 0 | 0.0 | 0 | 0.0 |
| Fraud - Welfare | 0 | 0.0 | 0 | 0.0 |
| Fraud - Wire | 0 | 0.0 | 0 | 0.0 |
| Embezzlement | 0 | 0.0 | 0 | 0.0 |
| Stolen Property Offenses | 0 | 0.0 | 0 | 0.0 |
| Destruction/Damage/Vandalism | 1 | 4.9 | 0 | 0.0 |
| Drug/Narcotic Violations (Total) | 0 | 0.0 | 0 | 0.0 |
| Drug/Narcotic Violations | 0 | 0.0 | 0 | 0.0 |
| Drug/Narcotic Equipment Violations | 0 | 0.0 | 0 | 0.0 |

| GROUP A OFFENSES | Offense | Rate per 1,000 | Cleared | % Cleared |
|---|----------|----------------|----------|------------|
| Sex Offenses (Nonforcible) (Total) | 0 | 0.0 | 0 | 0.0 |
| Incest | 0 | 0.0 | 0 | 0.0 |
| Statutory Rape | 0 | 0.0 | 0 | 0.0 |
| Pornography/Obscene Material | 0 | 0.0 | 0 | 0.0 |
| Gambling Offenses (Total) | 0 | 0.0 | 0 | 0.0 |
| Gambling - Betting/Wagering | 0 | 0.0 | 0 | 0.0 |
| Gambling - Operating/Promoting | 0 | 0.0 | 0 | 0.0 |
| Gambling - Equipment Violations | 0 | 0.0 | 0 | 0.0 |
| Gambling - Sports Tampering | 0 | 0.0 | 0 | 0.0 |
| Prostitution Offenses (Total) | 0 | 0.0 | 0 | 0.0 |
| Prostitution | 0 | 0.0 | 0 | 0.0 |
| Prostitution Assisting/Promoting | 0 | 0.0 | 0 | 0.0 |
| Bribery | 0 | 0.0 | 0 | 0.0 |
| Weapon Law Violations | 0 | 0.0 | 0 | 0.0 |

| GROUP B OFFENSES | Offenses | Rate per 1,000 |
|-----------------------|----------|----------------|
| Bad Checks | 0 | 0.0 |
| Curfew/Vagrancy | 0 | 0.0 |
| Disorderly Conduct | 0 | 0.0 |
| DUI | 0 | 0.0 |
| Drunkenness | 0 | 0.0 |
| Family-Non Violent | 0 | 0.0 |
| Liquor Law Violations | 0 | 0.0 |
| Peeping Tom | 0 | 0.0 |
| Runaway | 0 | 0.0 |
| Trespass | 0 | 0.0 |
| All Other Offenses | 0 | 0.0 |

| 2010 Fall Term Campus Population | |
|----------------------------------|------------|
| Undergraduate Enrollment | 151 |
| Graduate Enrollment | 0 |
| Staff Personnel | 28 |
| Faculty Personnel | 22 |
| Security Personnel | 4 |
| Total Campus Population | 205 |



Freed-Hardeman University - 2010

| GROUP A OFFENSES | Offense | Rate per 1,000 | Cleared | % Cleared |
|---|-----------|----------------|----------|-------------|
| Homicide Offenses (Total) | 0 | 0.0 | 0 | 0.0 |
| Murder | 0 | 0.0 | 0 | 0.0 |
| Negligent Manslaughter | 0 | 0.0 | 0 | 0.0 |
| Kidnaping/Abduction | 0 | 0.0 | 0 | 0.0 |
| Sex Offenses (Forcible) (Total) | 0 | 0.0 | 0 | 0.0 |
| Forcible Rape | 0 | 0.0 | 0 | 0.0 |
| Forcible Sodomy | 0 | 0.0 | 0 | 0.0 |
| Sexual Assault W/Object | 0 | 0.0 | 0 | 0.0 |
| Forcible Fondling | 0 | 0.0 | 0 | 0.0 |
| Robbery | 0 | 0.0 | 0 | 0.0 |
| Assault Offenses (Total) | 0 | 0.0 | 0 | 0.0 |
| Aggravated Assault | 0 | 0.0 | 0 | 0.0 |
| Simple Assault | 0 | 0.0 | 0 | 0.0 |
| Intimidation | 0 | 0.0 | 0 | 0.0 |
| Stalking | 0 | 0.0 | 0 | 0.0 |
| Arson | 0 | 0.0 | 0 | 0.0 |
| Extortion/Blackmail | 0 | 0.0 | 0 | 0.0 |
| Burglary | 1 | 0.5 | 0 | 0.0 |
| Larceny/Theft Offenses (Total) | 10 | 4.6 | 6 | 60.0 |
| Theft - Pocket-picking | 0 | 0.0 | 0 | 0.0 |
| Theft - Purse Snatching | 0 | 0.0 | 0 | 0.0 |
| Theft - Shoplifting | 0 | 0.0 | 0 | 0.0 |
| Theft From Building | 6 | 2.8 | 3 | 50.0 |
| Theft From Coin Machine | 0 | 0.0 | 0 | 0.0 |
| Theft From Motor Vehicle | 2 | 0.9 | 2 | 100.0 |
| Theft of Motor Vehicle Parts | 0 | 0.0 | 0 | 0.0 |
| Theft - All Other Larceny | 2 | 0.9 | 1 | 50.0 |
| Motor Vehicle Theft | 0 | 0.0 | 0 | 0.0 |
| Counterfeiting/Forgery | 0 | 0.0 | 0 | 0.0 |
| Fraud Offenses (Total) | 0 | 0.0 | 0 | 0.0 |
| Fraud - False Pretenses | 0 | 0.0 | 0 | 0.0 |
| Fraud - Credit Card/ATM | 0 | 0.0 | 0 | 0.0 |
| Fraud - Impersonation | 0 | 0.0 | 0 | 0.0 |
| Fraud - Welfare | 0 | 0.0 | 0 | 0.0 |
| Fraud - Wire | 0 | 0.0 | 0 | 0.0 |
| Embezzlement | 0 | 0.0 | 0 | 0.0 |
| Stolen Property Offenses | 0 | 0.0 | 0 | 0.0 |
| Destruction/Damage/Vandalism | 4 | 1.8 | 0 | 0.0 |
| Drug/Narcotic Violations (Total) | 0 | 0.0 | 0 | 0.0 |
| Drug/Narcotic Violations | 0 | 0.0 | 0 | 0.0 |
| Drug/Narcotic Equipment Violations | 0 | 0.0 | 0 | 0.0 |

| GROUP A OFFENSES | Offense | Rate per 1,000 | Cleared | % Cleared |
|---|----------|----------------|----------|------------|
| Sex Offenses (Nonforcible) (Total) | 0 | 0.0 | 0 | 0.0 |
| Incest | 0 | 0.0 | 0 | 0.0 |
| Statutory Rape | 0 | 0.0 | 0 | 0.0 |
| Pornography/Obscene Material | 0 | 0.0 | 0 | 0.0 |
| Gambling Offenses (Total) | 0 | 0.0 | 0 | 0.0 |
| Gambling - Betting/Wagering | 0 | 0.0 | 0 | 0.0 |
| Gambling - Operating/Promoting | 0 | 0.0 | 0 | 0.0 |
| Gambling - Equipment Violations | 0 | 0.0 | 0 | 0.0 |
| Gambling - Sports Tampering | 0 | 0.0 | 0 | 0.0 |
| Prostitution Offenses (Total) | 0 | 0.0 | 0 | 0.0 |
| Prostitution | 0 | 0.0 | 0 | 0.0 |
| Prostitution Assisting/Promoting | 0 | 0.0 | 0 | 0.0 |
| Bribery | 0 | 0.0 | 0 | 0.0 |
| Weapon Law Violations | 0 | 0.0 | 0 | 0.0 |

| GROUP B OFFENSES | Offenses | Rate per 1,000 |
|-----------------------|----------|----------------|
| Bad Checks | 0 | 0.0 |
| Curfew/Vagrancy | 0 | 0.0 |
| Disorderly Conduct | 0 | 0.0 |
| DUI | 0 | 0.0 |
| Drunkenness | 0 | 0.0 |
| Family-Non Violent | 0 | 0.0 |
| Liquor Law Violations | 0 | 0.0 |
| Peeping Tom | 0 | 0.0 |
| Runaway | 0 | 0.0 |
| Trespass | 0 | 0.0 |
| All Other Offenses | 0 | 0.0 |

| 2010 Fall Term Campus Population | |
|----------------------------------|--------------|
| Undergraduate Enrollment | 1,478 |
| Graduate Enrollment | 366 |
| Staff Personnel | 183 |
| Faculty Personnel | 139 |
| Security Personnel | 7 |
| Total Campus Population | 2,173 |



Harding University Graduate School of Religion - 2010

| GROUP A OFFENSES | Offense | Rate per 1,000 | Cleared | % Cleared |
|---|----------|----------------|----------|------------|
| Homicide Offenses (Total) | 0 | 0.0 | 0 | 0.0 |
| Murder | 0 | 0.0 | 0 | 0.0 |
| Negligent Manslaughter | 0 | 0.0 | 0 | 0.0 |
| Kidnaping/Abduction | 0 | 0.0 | 0 | 0.0 |
| Sex Offenses (Forcible) (Total) | 0 | 0.0 | 0 | 0.0 |
| Forcible Rape | 0 | 0.0 | 0 | 0.0 |
| Forcible Sodomy | 0 | 0.0 | 0 | 0.0 |
| Sexual Assault W/Object | 0 | 0.0 | 0 | 0.0 |
| Forcible Fondling | 0 | 0.0 | 0 | 0.0 |
| Robbery | 0 | 0.0 | 0 | 0.0 |
| Assault Offenses (Total) | 0 | 0.0 | 0 | 0.0 |
| Aggravated Assault | 0 | 0.0 | 0 | 0.0 |
| Simple Assault | 0 | 0.0 | 0 | 0.0 |
| Intimidation | 0 | 0.0 | 0 | 0.0 |
| Stalking | 0 | 0.0 | 0 | 0.0 |
| Arson | 0 | 0.0 | 0 | 0.0 |
| Extortion/Blackmail | 0 | 0.0 | 0 | 0.0 |
| Burglary | 0 | 0.0 | 0 | 0.0 |
| Larceny/Theft Offenses (Total) | 0 | 0.0 | 0 | 0.0 |
| Theft - Pocket-picking | 0 | 0.0 | 0 | 0.0 |
| Theft - Purse Snatching | 0 | 0.0 | 0 | 0.0 |
| Theft - Shoplifting | 0 | 0.0 | 0 | 0.0 |
| Theft From Building | 0 | 0.0 | 0 | 0.0 |
| Theft From Coin Machine | 0 | 0.0 | 0 | 0.0 |
| Theft From Motor Vehicle | 0 | 0.0 | 0 | 0.0 |
| Theft of Motor Vehicle Parts | 0 | 0.0 | 0 | 0.0 |
| Theft - All Other Larceny | 0 | 0.0 | 0 | 0.0 |
| Motor Vehicle Theft | 0 | 0.0 | 0 | 0.0 |
| Counterfeiting/Forgery | 0 | 0.0 | 0 | 0.0 |
| Fraud Offenses (Total) | 0 | 0.0 | 0 | 0.0 |
| Fraud - False Pretenses | 0 | 0.0 | 0 | 0.0 |
| Fraud - Credit Card/ATM | 0 | 0.0 | 0 | 0.0 |
| Fraud - Impersonation | 0 | 0.0 | 0 | 0.0 |
| Fraud - Welfare | 0 | 0.0 | 0 | 0.0 |
| Fraud - Wire | 0 | 0.0 | 0 | 0.0 |
| Embezzlement | 0 | 0.0 | 0 | 0.0 |
| Stolen Property Offenses | 0 | 0.0 | 0 | 0.0 |
| Destruction/Damage/Vandalism | 0 | 0.0 | 0 | 0.0 |
| Drug/Narcotic Violations (Total) | 0 | 0.0 | 0 | 0.0 |
| Drug/Narcotic Violations | 0 | 0.0 | 0 | 0.0 |
| Drug/Narcotic Equipment Violations | 0 | 0.0 | 0 | 0.0 |

| GROUP A OFFENSES | Offense | Rate per 1,000 | Cleared | % Cleared |
|---|----------|----------------|----------|------------|
| Sex Offenses (Nonforcible) (Total) | 0 | 0.0 | 0 | 0.0 |
| Incest | 0 | 0.0 | 0 | 0.0 |
| Statutory Rape | 0 | 0.0 | 0 | 0.0 |
| Pornography/Obscene Material | 0 | 0.0 | 0 | 0.0 |
| Gambling Offenses (Total) | 0 | 0.0 | 0 | 0.0 |
| Gambling - Betting/Wagering | 0 | 0.0 | 0 | 0.0 |
| Gambling - Operating/Promoting | 0 | 0.0 | 0 | 0.0 |
| Gambling - Equipment Violations | 0 | 0.0 | 0 | 0.0 |
| Gambling - Sports Tampering | 0 | 0.0 | 0 | 0.0 |
| Prostitution Offenses (Total) | 0 | 0.0 | 0 | 0.0 |
| Prostitution | 0 | 0.0 | 0 | 0.0 |
| Prostitution Assisting/Promoting | 0 | 0.0 | 0 | 0.0 |
| Bribery | 0 | 0.0 | 0 | 0.0 |
| Weapon Law Violations | 0 | 0.0 | 0 | 0.0 |

| GROUP B OFFENSES | Offenses | Rate per 1,000 |
|-----------------------|----------|----------------|
| Bad Checks | 0 | 0.0 |
| Curfew/Vagrancy | 0 | 0.0 |
| Disorderly Conduct | 0 | 0.0 |
| DUI | 0 | 0.0 |
| Drunkenness | 0 | 0.0 |
| Family-Non Violent | 0 | 0.0 |
| Liquor Law Violations | 0 | 0.0 |
| Peeping Tom | 0 | 0.0 |
| Runaway | 0 | 0.0 |
| Trespass | 0 | 0.0 |
| All Other Offenses | 0 | 0.0 |

| 2010 Fall Term Campus Population | |
|----------------------------------|------------|
| Undergraduate Enrollment | 0 |
| Graduate Enrollment | 122 |
| Staff Personnel | 8 |
| Faculty Personnel | 13 |
| Security Personnel | 1 |
| Total Campus Population | 144 |



Hiwassee College - 2010

| GROUP A OFFENSES | Offense | Rate per 1,000 | Cleared | % Cleared |
|---|----------|----------------|----------|------------|
| Homicide Offenses (Total) | 0 | 0.0 | 0 | 0.0 |
| Murder | 0 | 0.0 | 0 | 0.0 |
| Negligent Manslaughter | 0 | 0.0 | 0 | 0.0 |
| Kidnaping/Abduction | 0 | 0.0 | 0 | 0.0 |
| Sex Offenses (Forcible) (Total) | 0 | 0.0 | 0 | 0.0 |
| Forcible Rape | 0 | 0.0 | 0 | 0.0 |
| Forcible Sodomy | 0 | 0.0 | 0 | 0.0 |
| Sexual Assault W/Object | 0 | 0.0 | 0 | 0.0 |
| Forcible Fondling | 0 | 0.0 | 0 | 0.0 |
| Robbery | 0 | 0.0 | 0 | 0.0 |
| Assault Offenses (Total) | 0 | 0.0 | 0 | 0.0 |
| Aggravated Assault | 0 | 0.0 | 0 | 0.0 |
| Simple Assault | 0 | 0.0 | 0 | 0.0 |
| Intimidation | 0 | 0.0 | 0 | 0.0 |
| Stalking | 0 | 0.0 | 0 | 0.0 |
| Arson | 0 | 0.0 | 0 | 0.0 |
| Extortion/Blackmail | 0 | 0.0 | 0 | 0.0 |
| Burglary | 0 | 0.0 | 0 | 0.0 |
| Larceny/Theft Offenses (Total) | 2 | 8.9 | 0 | 0.0 |
| Theft - Pocket-picking | 0 | 0.0 | 0 | 0.0 |
| Theft - Purse Snatching | 0 | 0.0 | 0 | 0.0 |
| Theft - Shoplifting | 0 | 0.0 | 0 | 0.0 |
| Theft From Building | 1 | 4.4 | 0 | 0.0 |
| Theft From Coin Machine | 0 | 0.0 | 0 | 0.0 |
| Theft From Motor Vehicle | 0 | 0.0 | 0 | 0.0 |
| Theft of Motor Vehicle Parts | 0 | 0.0 | 0 | 0.0 |
| Theft - All Other Larceny | 1 | 4.4 | 0 | 0.0 |
| Motor Vehicle Theft | 0 | 0.0 | 0 | 0.0 |
| Counterfeiting/Forgery | 0 | 0.0 | 0 | 0.0 |
| Fraud Offenses (Total) | 0 | 0.0 | 0 | 0.0 |
| Fraud - False Pretenses | 0 | 0.0 | 0 | 0.0 |
| Fraud - Credit Card/ATM | 0 | 0.0 | 0 | 0.0 |
| Fraud - Impersonation | 0 | 0.0 | 0 | 0.0 |
| Fraud - Welfare | 0 | 0.0 | 0 | 0.0 |
| Fraud - Wire | 0 | 0.0 | 0 | 0.0 |
| Embezzlement | 0 | 0.0 | 0 | 0.0 |
| Stolen Property Offenses | 0 | 0.0 | 0 | 0.0 |
| Destruction/Damage/Vandalism | 2 | 8.9 | 0 | 0.0 |
| Drug/Narcotic Violations (Total) | 0 | 0.0 | 0 | 0.0 |
| Drug/Narcotic Violations | 0 | 0.0 | 0 | 0.0 |
| Drug/Narcotic Equipment Violations | 0 | 0.0 | 0 | 0.0 |

| GROUP A OFFENSES | Offense | Rate per 1,000 | Cleared | % Cleared |
|---|----------|----------------|----------|------------|
| Sex Offenses (Nonforcible) (Total) | 0 | 0.0 | 0 | 0.0 |
| Incest | 0 | 0.0 | 0 | 0.0 |
| Statutory Rape | 0 | 0.0 | 0 | 0.0 |
| Pornography/Obscene Material | 0 | 0.0 | 0 | 0.0 |
| Gambling Offenses (Total) | 0 | 0.0 | 0 | 0.0 |
| Gambling - Betting/Wagering | 0 | 0.0 | 0 | 0.0 |
| Gambling - Operating/Promoting | 0 | 0.0 | 0 | 0.0 |
| Gambling - Equipment Violations | 0 | 0.0 | 0 | 0.0 |
| Gambling - Sports Tampering | 0 | 0.0 | 0 | 0.0 |
| Prostitution Offenses (Total) | 0 | 0.0 | 0 | 0.0 |
| Prostitution | 0 | 0.0 | 0 | 0.0 |
| Prostitution Assisting/Promoting | 0 | 0.0 | 0 | 0.0 |
| Bribery | 0 | 0.0 | 0 | 0.0 |
| Weapon Law Violations | 0 | 0.0 | 0 | 0.0 |

| GROUP B OFFENSES | Offenses | Rate per 1,000 |
|-----------------------|----------|----------------|
| Bad Checks | 0 | 0.0 |
| Curfew/Vagrancy | 0 | 0.0 |
| Disorderly Conduct | 0 | 0.0 |
| DUI | 0 | 0.0 |
| Drunkenness | 0 | 0.0 |
| Family-Non Violent | 0 | 0.0 |
| Liquor Law Violations | 0 | 0.0 |
| Peeping Tom | 0 | 0.0 |
| Runaway | 0 | 0.0 |
| Trespass | 0 | 0.0 |
| All Other Offenses | 0 | 0.0 |

| 2010 Fall Term Campus Population | |
|----------------------------------|------------|
| Undergraduate Enrollment | 155 |
| Graduate Enrollment | 0 |
| Staff Personnel | 42 |
| Faculty Personnel | 28 |
| Security Personnel | 0 |
| Total Campus Population | 225 |



International Academy of Design - 2010

| GROUP A OFFENSES | Offense | Rate per 1,000 | Cleared | % Cleared |
|---|----------|----------------|----------|------------|
| Homicide Offenses (Total) | 0 | 0.0 | 0 | 0.0 |
| Murder | 0 | 0.0 | 0 | 0.0 |
| Negligent Manslaughter | 0 | 0.0 | 0 | 0.0 |
| Kidnaping/Abduction | 0 | 0.0 | 0 | 0.0 |
| Sex Offenses (Forcible) (Total) | 0 | 0.0 | 0 | 0.0 |
| Forcible Rape | 0 | 0.0 | 0 | 0.0 |
| Forcible Sodomy | 0 | 0.0 | 0 | 0.0 |
| Sexual Assault W/Object | 0 | 0.0 | 0 | 0.0 |
| Forcible Fondling | 0 | 0.0 | 0 | 0.0 |
| Robbery | 0 | 0.0 | 0 | 0.0 |
| Assault Offenses (Total) | 1 | 1.5 | 0 | 0.0 |
| Aggravated Assault | 0 | 0.0 | 0 | 0.0 |
| Simple Assault | 0 | 0.0 | 0 | 0.0 |
| Intimidation | 1 | 1.5 | 0 | 0.0 |
| Stalking | 0 | 0.0 | 0 | 0.0 |
| Arson | 0 | 0.0 | 0 | 0.0 |
| Extortion/Blackmail | 0 | 0.0 | 0 | 0.0 |
| Burglary | 0 | 0.0 | 0 | 0.0 |
| Larceny/Theft Offenses (Total) | 1 | 1.5 | 0 | 0.0 |
| Theft - Pocket-picking | 0 | 0.0 | 0 | 0.0 |
| Theft - Purse Snatching | 0 | 0.0 | 0 | 0.0 |
| Theft - Shoplifting | 0 | 0.0 | 0 | 0.0 |
| Theft From Building | 0 | 0.0 | 0 | 0.0 |
| Theft From Coin Machine | 0 | 0.0 | 0 | 0.0 |
| Theft From Motor Vehicle | 1 | 1.5 | 0 | 0.0 |
| Theft of Motor Vehicle Parts | 0 | 0.0 | 0 | 0.0 |
| Theft - All Other Larceny | 0 | 0.0 | 0 | 0.0 |
| Motor Vehicle Theft | 0 | 0.0 | 0 | 0.0 |
| Counterfeiting/Forgery | 0 | 0.0 | 0 | 0.0 |
| Fraud Offenses (Total) | 0 | 0.0 | 0 | 0.0 |
| Fraud - False Pretenses | 0 | 0.0 | 0 | 0.0 |
| Fraud - Credit Card/ATM | 0 | 0.0 | 0 | 0.0 |
| Fraud - Impersonation | 0 | 0.0 | 0 | 0.0 |
| Fraud - Welfare | 0 | 0.0 | 0 | 0.0 |
| Fraud - Wire | 0 | 0.0 | 0 | 0.0 |
| Embezzlement | 0 | 0.0 | 0 | 0.0 |
| Stolen Property Offenses | 0 | 0.0 | 0 | 0.0 |
| Destruction/Damage/Vandalism | 0 | 0.0 | 0 | 0.0 |
| Drug/Narcotic Violations (Total) | 0 | 0.0 | 0 | 0.0 |
| Drug/Narcotic Violations | 0 | 0.0 | 0 | 0.0 |
| Drug/Narcotic Equipment Violations | 0 | 0.0 | 0 | 0.0 |

| GROUP A OFFENSES | Offense | Rate per 1,000 | Cleared | % Cleared |
|---|----------|----------------|----------|------------|
| Sex Offenses (Nonforcible) (Total) | 0 | 0.0 | 0 | 0.0 |
| Incest | 0 | 0.0 | 0 | 0.0 |
| Statutory Rape | 0 | 0.0 | 0 | 0.0 |
| Pornography/Obscene Material | 0 | 0.0 | 0 | 0.0 |
| Gambling Offenses (Total) | 0 | 0.0 | 0 | 0.0 |
| Gambling - Betting/Wagering | 0 | 0.0 | 0 | 0.0 |
| Gambling - Operating/Promoting | 0 | 0.0 | 0 | 0.0 |
| Gambling - Equipment Violations | 0 | 0.0 | 0 | 0.0 |
| Gambling - Sports Tampering | 0 | 0.0 | 0 | 0.0 |
| Prostitution Offenses (Total) | 0 | 0.0 | 0 | 0.0 |
| Prostitution | 0 | 0.0 | 0 | 0.0 |
| Prostitution Assisting/Promoting | 0 | 0.0 | 0 | 0.0 |
| Bribery | 0 | 0.0 | 0 | 0.0 |
| Weapon Law Violations | 0 | 0.0 | 0 | 0.0 |

| GROUP B OFFENSES | Offenses | Rate per 1,000 |
|-----------------------|----------|----------------|
| Bad Checks | 0 | 0.0 |
| Curfew/Vagrancy | 0 | 0.0 |
| Disorderly Conduct | 0 | 0.0 |
| DUI | 0 | 0.0 |
| Drunkenness | 0 | 0.0 |
| Family-Non Violent | 0 | 0.0 |
| Liquor Law Violations | 0 | 0.0 |
| Peeping Tom | 0 | 0.0 |
| Runaway | 0 | 0.0 |
| Trespass | 0 | 0.0 |
| All Other Offenses | 0 | 0.0 |

| 2010 Fall Term Campus Population | |
|----------------------------------|------------|
| Undergraduate Enrollment | 612 |
| Graduate Enrollment | 0 |
| Staff Personnel | 28 |
| Faculty Personnel | 47 |
| Security Personnel | 1 |
| Total Campus Population | 688 |



Jackson State Community College - 2010

| GROUP A OFFENSES | Offense | Rate per 1,000 | Cleared | % Cleared |
|---|----------|----------------|----------|------------|
| Homicide Offenses (Total) | 0 | 0.0 | 0 | 0.0 |
| Murder | 0 | 0.0 | 0 | 0.0 |
| Negligent Manslaughter | 0 | 0.0 | 0 | 0.0 |
| Kidnaping/Abduction | 0 | 0.0 | 0 | 0.0 |
| Sex Offenses (Forcible) (Total) | 0 | 0.0 | 0 | 0.0 |
| Forcible Rape | 0 | 0.0 | 0 | 0.0 |
| Forcible Sodomy | 0 | 0.0 | 0 | 0.0 |
| Sexual Assault W/Object | 0 | 0.0 | 0 | 0.0 |
| Forcible Fondling | 0 | 0.0 | 0 | 0.0 |
| Robbery | 0 | 0.0 | 0 | 0.0 |
| Assault Offenses (Total) | 4 | 1.1 | 0 | 0.0 |
| Aggravated Assault | 0 | 0.0 | 0 | 0.0 |
| Simple Assault | 1 | 0.3 | 0 | 0.0 |
| Intimidation | 3 | 0.8 | 0 | 0.0 |
| Stalking | 0 | 0.0 | 0 | 0.0 |
| Arson | 0 | 0.0 | 0 | 0.0 |
| Extortion/Blackmail | 0 | 0.0 | 0 | 0.0 |
| Burglary | 0 | 0.0 | 0 | 0.0 |
| Larceny/Theft Offenses (Total) | 2 | 0.5 | 0 | 0.0 |
| Theft - Pocket-picking | 0 | 0.0 | 0 | 0.0 |
| Theft - Purse Snatching | 0 | 0.0 | 0 | 0.0 |
| Theft - Shoplifting | 0 | 0.0 | 0 | 0.0 |
| Theft From Building | 2 | 0.5 | 0 | 0.0 |
| Theft From Coin Machine | 0 | 0.0 | 0 | 0.0 |
| Theft From Motor Vehicle | 0 | 0.0 | 0 | 0.0 |
| Theft of Motor Vehicle Parts | 0 | 0.0 | 0 | 0.0 |
| Theft - All Other Larceny | 0 | 0.0 | 0 | 0.0 |
| Motor Vehicle Theft | 0 | 0.0 | 0 | 0.0 |
| Counterfeiting/Forgery | 0 | 0.0 | 0 | 0.0 |
| Fraud Offenses (Total) | 0 | 0.0 | 0 | 0.0 |
| Fraud - False Pretenses | 0 | 0.0 | 0 | 0.0 |
| Fraud - Credit Card/ATM | 0 | 0.0 | 0 | 0.0 |
| Fraud - Impersonation | 0 | 0.0 | 0 | 0.0 |
| Fraud - Welfare | 0 | 0.0 | 0 | 0.0 |
| Fraud - Wire | 0 | 0.0 | 0 | 0.0 |
| Embezzlement | 0 | 0.0 | 0 | 0.0 |
| Stolen Property Offenses | 0 | 0.0 | 0 | 0.0 |
| Destruction/Damage/Vandalism | 1 | 0.3 | 0 | 0.0 |
| Drug/Narcotic Violations (Total) | 0 | 0.0 | 0 | 0.0 |
| Drug/Narcotic Violations | 0 | 0.0 | 0 | 0.0 |
| Drug/Narcotic Equipment Violations | 0 | 0.0 | 0 | 0.0 |

| GROUP A OFFENSES | Offense | Rate per 1,000 | Cleared | % Cleared |
|---|----------|----------------|----------|------------|
| Sex Offenses (Nonforcible) (Total) | 0 | 0.0 | 0 | 0.0 |
| Incest | 0 | 0.0 | 0 | 0.0 |
| Statutory Rape | 0 | 0.0 | 0 | 0.0 |
| Pornography/Obscene Material | 0 | 0.0 | 0 | 0.0 |
| Gambling Offenses (Total) | 0 | 0.0 | 0 | 0.0 |
| Gambling - Betting/Wagering | 0 | 0.0 | 0 | 0.0 |
| Gambling - Operating/Promoting | 0 | 0.0 | 0 | 0.0 |
| Gambling - Equipment Violations | 0 | 0.0 | 0 | 0.0 |
| Gambling - Sports Tampering | 0 | 0.0 | 0 | 0.0 |
| Prostitution Offenses (Total) | 0 | 0.0 | 0 | 0.0 |
| Prostitution | 0 | 0.0 | 0 | 0.0 |
| Prostitution Assisting/Promoting | 0 | 0.0 | 0 | 0.0 |
| Bribery | 0 | 0.0 | 0 | 0.0 |
| Weapon Law Violations | 0 | 0.0 | 0 | 0.0 |

| GROUP B OFFENSES | Offenses | Rate per 1,000 |
|-----------------------|----------|----------------|
| Bad Checks | 0 | 0.0 |
| Curfew/Vagrancy | 0 | 0.0 |
| Disorderly Conduct | 0 | 0.0 |
| DUI | 0 | 0.0 |
| Drunkenness | 0 | 0.0 |
| Family-Non Violent | 0 | 0.0 |
| Liquor Law Violations | 0 | 0.0 |
| Peeping Tom | 0 | 0.0 |
| Runaway | 0 | 0.0 |
| Trespass | 0 | 0.0 |
| All Other Offenses | 0 | 0.0 |

| 2010 Fall Term Campus Population | |
|----------------------------------|--------------|
| Undergraduate Enrollment | 3,404 |
| Graduate Enrollment | 0 |
| Staff Personnel | 165 |
| Faculty Personnel | 100 |
| Security Personnel | 6 |
| Total Campus Population | 3,675 |



John A. Gupton College - 2010

| GROUP A OFFENSES | Offense | Rate per 1,000 | Cleared | % Cleared |
|---|----------|----------------|----------|------------|
| Homicide Offenses (Total) | 0 | 0.0 | 0 | 0.0 |
| Murder | 0 | 0.0 | 0 | 0.0 |
| Negligent Manslaughter | 0 | 0.0 | 0 | 0.0 |
| Kidnaping/Abduction | 0 | 0.0 | 0 | 0.0 |
| Sex Offenses (Forcible) (Total) | 0 | 0.0 | 0 | 0.0 |
| Forcible Rape | 0 | 0.0 | 0 | 0.0 |
| Forcible Sodomy | 0 | 0.0 | 0 | 0.0 |
| Sexual Assault W/Object | 0 | 0.0 | 0 | 0.0 |
| Forcible Fondling | 0 | 0.0 | 0 | 0.0 |
| Robbery | 1 | 7.8 | 0 | 0.0 |
| Assault Offenses (Total) | 0 | 0.0 | 0 | 0.0 |
| Aggravated Assault | 0 | 0.0 | 0 | 0.0 |
| Simple Assault | 0 | 0.0 | 0 | 0.0 |
| Intimidation | 0 | 0.0 | 0 | 0.0 |
| Stalking | 0 | 0.0 | 0 | 0.0 |
| Arson | 0 | 0.0 | 0 | 0.0 |
| Extortion/Blackmail | 0 | 0.0 | 0 | 0.0 |
| Burglary | 1 | 7.8 | 0 | 0.0 |
| Larceny/Theft Offenses (Total) | 0 | 0.0 | 0 | 0.0 |
| Theft - Pocket-picking | 0 | 0.0 | 0 | 0.0 |
| Theft - Purse Snatching | 0 | 0.0 | 0 | 0.0 |
| Theft - Shoplifting | 0 | 0.0 | 0 | 0.0 |
| Theft From Building | 0 | 0.0 | 0 | 0.0 |
| Theft From Coin Machine | 0 | 0.0 | 0 | 0.0 |
| Theft From Motor Vehicle | 0 | 0.0 | 0 | 0.0 |
| Theft of Motor Vehicle Parts | 0 | 0.0 | 0 | 0.0 |
| Theft - All Other Larceny | 0 | 0.0 | 0 | 0.0 |
| Motor Vehicle Theft | 0 | 0.0 | 0 | 0.0 |
| Counterfeiting/Forgery | 0 | 0.0 | 0 | 0.0 |
| Fraud Offenses (Total) | 0 | 0.0 | 0 | 0.0 |
| Fraud - False Pretenses | 0 | 0.0 | 0 | 0.0 |
| Fraud - Credit Card/ATM | 0 | 0.0 | 0 | 0.0 |
| Fraud - Impersonation | 0 | 0.0 | 0 | 0.0 |
| Fraud - Welfare | 0 | 0.0 | 0 | 0.0 |
| Fraud - Wire | 0 | 0.0 | 0 | 0.0 |
| Embezzlement | 0 | 0.0 | 0 | 0.0 |
| Stolen Property Offenses | 0 | 0.0 | 0 | 0.0 |
| Destruction/Damage/Vandalism | 0 | 0.0 | 0 | 0.0 |
| Drug/Narcotic Violations (Total) | 0 | 0.0 | 0 | 0.0 |
| Drug/Narcotic Violations | 0 | 0.0 | 0 | 0.0 |
| Drug/Narcotic Equipment Violations | 0 | 0.0 | 0 | 0.0 |

| GROUP A OFFENSES | Offense | Rate per 1,000 | Cleared | % Cleared |
|---|----------|----------------|----------|------------|
| Sex Offenses (Nonforcible) (Total) | 0 | 0.0 | 0 | 0.0 |
| Incest | 0 | 0.0 | 0 | 0.0 |
| Statutory Rape | 0 | 0.0 | 0 | 0.0 |
| Pornography/Obscene Material | 0 | 0.0 | 0 | 0.0 |
| Gambling Offenses (Total) | 0 | 0.0 | 0 | 0.0 |
| Gambling - Betting/Wagering | 0 | 0.0 | 0 | 0.0 |
| Gambling - Operating/Promoting | 0 | 0.0 | 0 | 0.0 |
| Gambling - Equipment Violations | 0 | 0.0 | 0 | 0.0 |
| Gambling - Sports Tampering | 0 | 0.0 | 0 | 0.0 |
| Prostitution Offenses (Total) | 0 | 0.0 | 0 | 0.0 |
| Prostitution | 0 | 0.0 | 0 | 0.0 |
| Prostitution Assisting/Promoting | 0 | 0.0 | 0 | 0.0 |
| Bribery | 0 | 0.0 | 0 | 0.0 |
| Weapon Law Violations | 1 | 7.8 | 0 | 0.0 |

| GROUP B OFFENSES | Offenses | Rate per 1,000 |
|-----------------------|----------|----------------|
| Bad Checks | 0 | 0.0 |
| Curfew/Vagrancy | 0 | 0.0 |
| Disorderly Conduct | 0 | 0.0 |
| DUI | 0 | 0.0 |
| Drunkenness | 0 | 0.0 |
| Family-Non Violent | 0 | 0.0 |
| Liquor Law Violations | 0 | 0.0 |
| Peeping Tom | 0 | 0.0 |
| Runaway | 0 | 0.0 |
| Trespass | 0 | 0.0 |
| All Other Offenses | 0 | 0.0 |

| 2010 Fall Term Campus Population | |
|----------------------------------|------------|
| Undergraduate Enrollment | 110 |
| Graduate Enrollment | 0 |
| Staff Personnel | 4 |
| Faculty Personnel | 13 |
| Security Personnel | 1 |
| Total Campus Population | 128 |



Johnson Bible College - 2010

| GROUP A OFFENSES | Offense | Rate per 1,000 | Cleared | % Cleared |
|---|-----------|----------------|----------|------------|
| Homicide Offenses (Total) | 0 | 0.0 | 0 | 0.0 |
| Murder | 0 | 0.0 | 0 | 0.0 |
| Negligent Manslaughter | 0 | 0.0 | 0 | 0.0 |
| Kidnaping/Abduction | 0 | 0.0 | 0 | 0.0 |
| Sex Offenses (Forcible) (Total) | 0 | 0.0 | 0 | 0.0 |
| Forcible Rape | 0 | 0.0 | 0 | 0.0 |
| Forcible Sodomy | 0 | 0.0 | 0 | 0.0 |
| Sexual Assault W/Object | 0 | 0.0 | 0 | 0.0 |
| Forcible Fondling | 0 | 0.0 | 0 | 0.0 |
| Robbery | 0 | 0.0 | 0 | 0.0 |
| Assault Offenses (Total) | 0 | 0.0 | 0 | 0.0 |
| Aggravated Assault | 0 | 0.0 | 0 | 0.0 |
| Simple Assault | 0 | 0.0 | 0 | 0.0 |
| Intimidation | 0 | 0.0 | 0 | 0.0 |
| Stalking | 0 | 0.0 | 0 | 0.0 |
| Arson | 0 | 0.0 | 0 | 0.0 |
| Extortion/Blackmail | 0 | 0.0 | 0 | 0.0 |
| Burglary | 0 | 0.0 | 0 | 0.0 |
| Larceny/Theft Offenses (Total) | 14 | 14.7 | 0 | 0.0 |
| Theft - Pocket-picking | 0 | 0.0 | 0 | 0.0 |
| Theft - Purse Snatching | 0 | 0.0 | 0 | 0.0 |
| Theft - Shoplifting | 0 | 0.0 | 0 | 0.0 |
| Theft From Building | 9 | 9.4 | 0 | 0.0 |
| Theft From Coin Machine | 0 | 0.0 | 0 | 0.0 |
| Theft From Motor Vehicle | 3 | 3.1 | 0 | 0.0 |
| Theft of Motor Vehicle Parts | 1 | 1.0 | 0 | 0.0 |
| Theft - All Other Larceny | 1 | 1.0 | 0 | 0.0 |
| Motor Vehicle Theft | 0 | 0.0 | 0 | 0.0 |
| Counterfeiting/Forgery | 0 | 0.0 | 0 | 0.0 |
| Fraud Offenses (Total) | 0 | 0.0 | 0 | 0.0 |
| Fraud - False Pretenses | 0 | 0.0 | 0 | 0.0 |
| Fraud - Credit Card/ATM | 0 | 0.0 | 0 | 0.0 |
| Fraud - Impersonation | 0 | 0.0 | 0 | 0.0 |
| Fraud - Welfare | 0 | 0.0 | 0 | 0.0 |
| Fraud - Wire | 0 | 0.0 | 0 | 0.0 |
| Embezzlement | 0 | 0.0 | 0 | 0.0 |
| Stolen Property Offenses | 0 | 0.0 | 0 | 0.0 |
| Destruction/Damage/Vandalism | 0 | 0.0 | 0 | 0.0 |
| Drug/Narcotic Violations (Total) | 0 | 0.0 | 0 | 0.0 |
| Drug/Narcotic Violations | 0 | 0.0 | 0 | 0.0 |
| Drug/Narcotic Equipment Violations | 0 | 0.0 | 0 | 0.0 |

| GROUP A OFFENSES | Offense | Rate per 1,000 | Cleared | % Cleared |
|---|----------|----------------|----------|------------|
| Sex Offenses (Nonforcible) (Total) | 0 | 0.0 | 0 | 0.0 |
| Incest | 0 | 0.0 | 0 | 0.0 |
| Statutory Rape | 0 | 0.0 | 0 | 0.0 |
| Pornography/Obscene Material | 0 | 0.0 | 0 | 0.0 |
| Gambling Offenses (Total) | 0 | 0.0 | 0 | 0.0 |
| Gambling - Betting/Wagering | 0 | 0.0 | 0 | 0.0 |
| Gambling - Operating/Promoting | 0 | 0.0 | 0 | 0.0 |
| Gambling - Equipment Violations | 0 | 0.0 | 0 | 0.0 |
| Gambling - Sports Tampering | 0 | 0.0 | 0 | 0.0 |
| Prostitution Offenses (Total) | 0 | 0.0 | 0 | 0.0 |
| Prostitution | 0 | 0.0 | 0 | 0.0 |
| Prostitution Assisting/Promoting | 0 | 0.0 | 0 | 0.0 |
| Bribery | 0 | 0.0 | 0 | 0.0 |
| Weapon Law Violations | 0 | 0.0 | 0 | 0.0 |

| GROUP B OFFENSES | Offenses | Rate per 1,000 |
|-----------------------|----------|----------------|
| Bad Checks | 0 | 0.0 |
| Curfew/Vagrancy | 0 | 0.0 |
| Disorderly Conduct | 0 | 0.0 |
| DUI | 0 | 0.0 |
| Drunkenness | 0 | 0.0 |
| Family-Non Violent | 0 | 0.0 |
| Liquor Law Violations | 0 | 0.0 |
| Peeping Tom | 0 | 0.0 |
| Runaway | 0 | 0.0 |
| Trespass | 0 | 0.0 |
| All Other Offenses | 0 | 0.0 |

| 2010 Fall Term Campus Population | |
|----------------------------------|------------|
| Undergraduate Enrollment | 662 |
| Graduate Enrollment | 103 |
| Staff Personnel | 103 |
| Faculty Personnel | 73 |
| Security Personnel | 13 |
| Total Campus Population | 954 |



Kaplan Career Institute - 2010

| GROUP A OFFENSES | Offense | Rate per 1,000 | Cleared | % Cleared |
|---|----------|----------------|----------|------------|
| Homicide Offenses (Total) | 0 | 0.0 | 0 | 0.0 |
| Murder | 0 | 0.0 | 0 | 0.0 |
| Negligent Manslaughter | 0 | 0.0 | 0 | 0.0 |
| Kidnaping/Abduction | 0 | 0.0 | 0 | 0.0 |
| Sex Offenses (Forcible) (Total) | 0 | 0.0 | 0 | 0.0 |
| Forcible Rape | 0 | 0.0 | 0 | 0.0 |
| Forcible Sodomy | 0 | 0.0 | 0 | 0.0 |
| Sexual Assault W/Object | 0 | 0.0 | 0 | 0.0 |
| Forcible Fondling | 0 | 0.0 | 0 | 0.0 |
| Robbery | 0 | 0.0 | 0 | 0.0 |
| Assault Offenses (Total) | 0 | 0.0 | 0 | 0.0 |
| Aggravated Assault | 0 | 0.0 | 0 | 0.0 |
| Simple Assault | 0 | 0.0 | 0 | 0.0 |
| Intimidation | 0 | 0.0 | 0 | 0.0 |
| Stalking | 0 | 0.0 | 0 | 0.0 |
| Arson | 0 | 0.0 | 0 | 0.0 |
| Extortion/Blackmail | 0 | 0.0 | 0 | 0.0 |
| Burglary | 0 | 0.0 | 0 | 0.0 |
| Larceny/Theft Offenses (Total) | 0 | 0.0 | 0 | 0.0 |
| Theft - Pocket-picking | 0 | 0.0 | 0 | 0.0 |
| Theft - Purse Snatching | 0 | 0.0 | 0 | 0.0 |
| Theft - Shoplifting | 0 | 0.0 | 0 | 0.0 |
| Theft From Building | 0 | 0.0 | 0 | 0.0 |
| Theft From Coin Machine | 0 | 0.0 | 0 | 0.0 |
| Theft From Motor Vehicle | 0 | 0.0 | 0 | 0.0 |
| Theft of Motor Vehicle Parts | 0 | 0.0 | 0 | 0.0 |
| Theft - All Other Larceny | 0 | 0.0 | 0 | 0.0 |
| Motor Vehicle Theft | 0 | 0.0 | 0 | 0.0 |
| Counterfeiting/Forgery | 0 | 0.0 | 0 | 0.0 |
| Fraud Offenses (Total) | 0 | 0.0 | 0 | 0.0 |
| Fraud - False Pretenses | 0 | 0.0 | 0 | 0.0 |
| Fraud - Credit Card/ATM | 0 | 0.0 | 0 | 0.0 |
| Fraud - Impersonation | 0 | 0.0 | 0 | 0.0 |
| Fraud - Welfare | 0 | 0.0 | 0 | 0.0 |
| Fraud - Wire | 0 | 0.0 | 0 | 0.0 |
| Embezzlement | 0 | 0.0 | 0 | 0.0 |
| Stolen Property Offenses | 0 | 0.0 | 0 | 0.0 |
| Destruction/Damage/Vandalism | 0 | 0.0 | 0 | 0.0 |
| Drug/Narcotic Violations (Total) | 0 | 0.0 | 0 | 0.0 |
| Drug/Narcotic Violations | 0 | 0.0 | 0 | 0.0 |
| Drug/Narcotic Equipment Violations | 0 | 0.0 | 0 | 0.0 |

| GROUP A OFFENSES | Offense | Rate per 1,000 | Cleared | % Cleared |
|---|----------|----------------|----------|------------|
| Sex Offenses (Nonforcible) (Total) | 0 | 0.0 | 0 | 0.0 |
| Incest | 0 | 0.0 | 0 | 0.0 |
| Statutory Rape | 0 | 0.0 | 0 | 0.0 |
| Pornography/Obscene Material | 0 | 0.0 | 0 | 0.0 |
| Gambling Offenses (Total) | 0 | 0.0 | 0 | 0.0 |
| Gambling - Betting/Wagering | 0 | 0.0 | 0 | 0.0 |
| Gambling - Operating/Promoting | 0 | 0.0 | 0 | 0.0 |
| Gambling - Equipment Violations | 0 | 0.0 | 0 | 0.0 |
| Gambling - Sports Tampering | 0 | 0.0 | 0 | 0.0 |
| Prostitution Offenses (Total) | 0 | 0.0 | 0 | 0.0 |
| Prostitution | 0 | 0.0 | 0 | 0.0 |
| Prostitution Assisting/Promoting | 0 | 0.0 | 0 | 0.0 |
| Bribery | 0 | 0.0 | 0 | 0.0 |
| Weapon Law Violations | 0 | 0.0 | 0 | 0.0 |

| GROUP B OFFENSES | Offenses | Rate per 1,000 |
|-----------------------|----------|----------------|
| Bad Checks | 0 | 0.0 |
| Curfew/Vagrancy | 0 | 0.0 |
| Disorderly Conduct | 0 | 0.0 |
| DUI | 0 | 0.0 |
| Drunkenness | 0 | 0.0 |
| Family-Non Violent | 0 | 0.0 |
| Liquor Law Violations | 0 | 0.0 |
| Peeping Tom | 0 | 0.0 |
| Runaway | 0 | 0.0 |
| Trespass | 0 | 0.0 |
| All Other Offenses | 0 | 0.0 |

| 2010 Fall Term Campus Population | |
|----------------------------------|------------|
| Undergraduate Enrollment | 552 |
| Graduate Enrollment | 9 |
| Staff Personnel | 35 |
| Faculty Personnel | 50 |
| Security Personnel | 0 |
| Total Campus Population | 646 |



King College - 2010

| GROUP A OFFENSES | Offense | Rate per 1,000 | Cleared | % Cleared |
|---|-----------|----------------|----------|-------------|
| Homicide Offenses (Total) | 0 | 0.0 | 0 | 0.0 |
| Murder | 0 | 0.0 | 0 | 0.0 |
| Negligent Manslaughter | 0 | 0.0 | 0 | 0.0 |
| Kidnaping/Abduction | 0 | 0.0 | 0 | 0.0 |
| Sex Offenses (Forcible) (Total) | 0 | 0.0 | 0 | 0.0 |
| Forcible Rape | 0 | 0.0 | 0 | 0.0 |
| Forcible Sodomy | 0 | 0.0 | 0 | 0.0 |
| Sexual Assault W/Object | 0 | 0.0 | 0 | 0.0 |
| Forcible Fondling | 0 | 0.0 | 0 | 0.0 |
| Robbery | 0 | 0.0 | 0 | 0.0 |
| Assault Offenses (Total) | 3 | 1.4 | 2 | 66.7 |
| Aggravated Assault | 0 | 0.0 | 0 | 0.0 |
| Simple Assault | 1 | 0.5 | 1 | 100.0 |
| Intimidation | 2 | 0.9 | 1 | 50.0 |
| Stalking | 0 | 0.0 | 0 | 0.0 |
| Arson | 0 | 0.0 | 0 | 0.0 |
| Extortion/Blackmail | 0 | 0.0 | 0 | 0.0 |
| Burglary | 13 | 5.9 | 0 | 0.0 |
| Larceny/Theft Offenses (Total) | 10 | 4.6 | 2 | 20.0 |
| Theft - Pocket-picking | 0 | 0.0 | 0 | 0.0 |
| Theft - Purse Snatching | 0 | 0.0 | 0 | 0.0 |
| Theft - Shoplifting | 0 | 0.0 | 0 | 0.0 |
| Theft From Building | 3 | 1.4 | 0 | 0.0 |
| Theft From Coin Machine | 0 | 0.0 | 0 | 0.0 |
| Theft From Motor Vehicle | 4 | 1.8 | 0 | 0.0 |
| Theft of Motor Vehicle Parts | 1 | 0.5 | 0 | 0.0 |
| Theft - All Other Larceny | 2 | 0.9 | 2 | 100.0 |
| Motor Vehicle Theft | 0 | 0.0 | 0 | 0.0 |
| Counterfeiting/Forgery | 0 | 0.0 | 0 | 0.0 |
| Fraud Offenses (Total) | 0 | 0.0 | 0 | 0.0 |
| Fraud - False Pretenses | 0 | 0.0 | 0 | 0.0 |
| Fraud - Credit Card/ATM | 0 | 0.0 | 0 | 0.0 |
| Fraud - Impersonation | 0 | 0.0 | 0 | 0.0 |
| Fraud - Welfare | 0 | 0.0 | 0 | 0.0 |
| Fraud - Wire | 0 | 0.0 | 0 | 0.0 |
| Embezzlement | 0 | 0.0 | 0 | 0.0 |
| Stolen Property Offenses | 0 | 0.0 | 0 | 0.0 |
| Destruction/Damage/Vandalism | 6 | 2.7 | 0 | 0.0 |
| Drug/Narcotic Violations (Total) | 0 | 0.0 | 0 | 0.0 |
| Drug/Narcotic Violations | 0 | 0.0 | 0 | 0.0 |
| Drug/Narcotic Equipment Violations | 0 | 0.0 | 0 | 0.0 |

| GROUP A OFFENSES | Offense | Rate per 1,000 | Cleared | % Cleared |
|---|----------|----------------|----------|--------------|
| Sex Offenses (Nonforcible) (Total) | 0 | 0.0 | 0 | 0.0 |
| Incest | 0 | 0.0 | 0 | 0.0 |
| Statutory Rape | 0 | 0.0 | 0 | 0.0 |
| Pornography/Obscene Material | 0 | 0.0 | 0 | 0.0 |
| Gambling Offenses (Total) | 0 | 0.0 | 0 | 0.0 |
| Gambling - Betting/Wagering | 0 | 0.0 | 0 | 0.0 |
| Gambling - Operating/Promoting | 0 | 0.0 | 0 | 0.0 |
| Gambling - Equipment Violations | 0 | 0.0 | 0 | 0.0 |
| Gambling - Sports Tampering | 0 | 0.0 | 0 | 0.0 |
| Prostitution Offenses (Total) | 0 | 0.0 | 0 | 0.0 |
| Prostitution | 0 | 0.0 | 0 | 0.0 |
| Prostitution Assisting/Promoting | 0 | 0.0 | 0 | 0.0 |
| Bribery | 0 | 0.0 | 0 | 0.0 |
| Weapon Law Violations | 1 | 0.5 | 1 | 100.0 |

| GROUP B OFFENSES | Offenses | Rate per 1,000 |
|-----------------------|----------|----------------|
| Bad Checks | 0 | 0.0 |
| Curfew/Vagrancy | 0 | 0.0 |
| Disorderly Conduct | 0 | 0.0 |
| DUI | 0 | 0.0 |
| Drunkenness | 0 | 0.0 |
| Family-Non Violent | 0 | 0.0 |
| Liquor Law Violations | 0 | 0.0 |
| Peeping Tom | 0 | 0.0 |
| Runaway | 0 | 0.0 |
| Trespass | 0 | 0.0 |
| All Other Offenses | 0 | 0.0 |

| 2010 Fall Term Campus Population | |
|----------------------------------|--------------|
| Undergraduate Enrollment | 1,615 |
| Graduate Enrollment | 274 |
| Staff Personnel | 148 |
| Faculty Personnel | 149 |
| Security Personnel | 7 |
| Total Campus Population | 2,193 |



Knoxville College - 2010

| GROUP A OFFENSES | Offense | Rate per 1,000 | Cleared | % Cleared |
|---|----------|----------------|----------|------------|
| Homicide Offenses (Total) | 0 | 0.0 | 0 | 0.0 |
| Murder | 0 | 0.0 | 0 | 0.0 |
| Negligent Manslaughter | 0 | 0.0 | 0 | 0.0 |
| Kidnaping/Abduction | 0 | 0.0 | 0 | 0.0 |
| Sex Offenses (Forcible) (Total) | 0 | 0.0 | 0 | 0.0 |
| Forcible Rape | 0 | 0.0 | 0 | 0.0 |
| Forcible Sodomy | 0 | 0.0 | 0 | 0.0 |
| Sexual Assault W/Object | 0 | 0.0 | 0 | 0.0 |
| Forcible Fondling | 0 | 0.0 | 0 | 0.0 |
| Robbery | 0 | 0.0 | 0 | 0.0 |
| Assault Offenses (Total) | 0 | 0.0 | 0 | 0.0 |
| Aggravated Assault | 0 | 0.0 | 0 | 0.0 |
| Simple Assault | 0 | 0.0 | 0 | 0.0 |
| Intimidation | 0 | 0.0 | 0 | 0.0 |
| Stalking | 0 | 0.0 | 0 | 0.0 |
| Arson | 0 | 0.0 | 0 | 0.0 |
| Extortion/Blackmail | 0 | 0.0 | 0 | 0.0 |
| Burglary | 0 | 0.0 | 0 | 0.0 |
| Larceny/Theft Offenses (Total) | 0 | 0.0 | 0 | 0.0 |
| Theft - Pocket-picking | 0 | 0.0 | 0 | 0.0 |
| Theft - Purse Snatching | 0 | 0.0 | 0 | 0.0 |
| Theft - Shoplifting | 0 | 0.0 | 0 | 0.0 |
| Theft From Building | 0 | 0.0 | 0 | 0.0 |
| Theft From Coin Machine | 0 | 0.0 | 0 | 0.0 |
| Theft From Motor Vehicle | 0 | 0.0 | 0 | 0.0 |
| Theft of Motor Vehicle Parts | 0 | 0.0 | 0 | 0.0 |
| Theft - All Other Larceny | 0 | 0.0 | 0 | 0.0 |
| Motor Vehicle Theft | 0 | 0.0 | 0 | 0.0 |
| Counterfeiting/Forgery | 0 | 0.0 | 0 | 0.0 |
| Fraud Offenses (Total) | 0 | 0.0 | 0 | 0.0 |
| Fraud - False Pretenses | 0 | 0.0 | 0 | 0.0 |
| Fraud - Credit Card/ATM | 0 | 0.0 | 0 | 0.0 |
| Fraud - Impersonation | 0 | 0.0 | 0 | 0.0 |
| Fraud - Welfare | 0 | 0.0 | 0 | 0.0 |
| Fraud - Wire | 0 | 0.0 | 0 | 0.0 |
| Embezzlement | 0 | 0.0 | 0 | 0.0 |
| Stolen Property Offenses | 0 | 0.0 | 0 | 0.0 |
| Destruction/Damage/Vandalism | 0 | 0.0 | 0 | 0.0 |
| Drug/Narcotic Violations (Total) | 0 | 0.0 | 0 | 0.0 |
| Drug/Narcotic Violations | 0 | 0.0 | 0 | 0.0 |
| Drug/Narcotic Equipment Violations | 0 | 0.0 | 0 | 0.0 |

| GROUP A OFFENSES | Offense | Rate per 1,000 | Cleared | % Cleared |
|---|----------|----------------|----------|------------|
| Sex Offenses (Nonforcible) (Total) | 0 | 0.0 | 0 | 0.0 |
| Incest | 0 | 0.0 | 0 | 0.0 |
| Statutory Rape | 0 | 0.0 | 0 | 0.0 |
| Pornography/Obscene Material | 0 | 0.0 | 0 | 0.0 |
| Gambling Offenses (Total) | 0 | 0.0 | 0 | 0.0 |
| Gambling - Betting/Wagering | 0 | 0.0 | 0 | 0.0 |
| Gambling - Operating/Promoting | 0 | 0.0 | 0 | 0.0 |
| Gambling - Equipment Violations | 0 | 0.0 | 0 | 0.0 |
| Gambling - Sports Tampering | 0 | 0.0 | 0 | 0.0 |
| Prostitution Offenses (Total) | 0 | 0.0 | 0 | 0.0 |
| Prostitution | 0 | 0.0 | 0 | 0.0 |
| Prostitution Assisting/Promoting | 0 | 0.0 | 0 | 0.0 |
| Bribery | 0 | 0.0 | 0 | 0.0 |
| Weapon Law Violations | 0 | 0.0 | 0 | 0.0 |

| GROUP B OFFENSES | Offenses | Rate per 1,000 |
|-----------------------|----------|----------------|
| Bad Checks | 0 | 0.0 |
| Curfew/Vagrancy | 0 | 0.0 |
| Disorderly Conduct | 0 | 0.0 |
| DUI | 0 | 0.0 |
| Drunkenness | 0 | 0.0 |
| Family-Non Violent | 0 | 0.0 |
| Liquor Law Violations | 0 | 0.0 |
| Peeping Tom | 0 | 0.0 |
| Runaway | 0 | 0.0 |
| Trespass | 0 | 0.0 |
| All Other Offenses | 0 | 0.0 |

| 2010 Fall Term Campus Population | |
|----------------------------------|------------|
| Undergraduate Enrollment | 104 |
| Graduate Enrollment | 0 |
| Staff Personnel | 43 |
| Faculty Personnel | 30 |
| Security Personnel | 10 |
| Total Campus Population | 187 |



Lambuth University - 2010

| GROUP A OFFENSES | Offense | Rate per 1,000 | Cleared | % Cleared |
|---|-----------|----------------|----------|--------------|
| Homicide Offenses (Total) | 0 | 0.0 | 0 | 0.0 |
| Murder | 0 | 0.0 | 0 | 0.0 |
| Negligent Manslaughter | 0 | 0.0 | 0 | 0.0 |
| Kidnaping/Abduction | 0 | 0.0 | 0 | 0.0 |
| Sex Offenses (Forcible) (Total) | 1 | 1.7 | 0 | 0.0 |
| Forcible Rape | 1 | 1.7 | 0 | 0.0 |
| Forcible Sodomy | 0 | 0.0 | 0 | 0.0 |
| Sexual Assault W/Object | 0 | 0.0 | 0 | 0.0 |
| Forcible Fondling | 0 | 0.0 | 0 | 0.0 |
| Robbery | 1 | 1.7 | 0 | 0.0 |
| Assault Offenses (Total) | 1 | 1.7 | 0 | 0.0 |
| Aggravated Assault | 0 | 0.0 | 0 | 0.0 |
| Simple Assault | 1 | 1.7 | 0 | 0.0 |
| Intimidation | 0 | 0.0 | 0 | 0.0 |
| Stalking | 0 | 0.0 | 0 | 0.0 |
| Arson | 0 | 0.0 | 0 | 0.0 |
| Extortion/Blackmail | 0 | 0.0 | 0 | 0.0 |
| Burglary | 9 | 15.6 | 0 | 0.0 |
| Larceny/Theft Offenses (Total) | 17 | 29.5 | 0 | 0.0 |
| Theft - Pocket-picking | 1 | 1.7 | 0 | 0.0 |
| Theft - Purse Snatching | 0 | 0.0 | 0 | 0.0 |
| Theft - Shoplifting | 0 | 0.0 | 0 | 0.0 |
| Theft From Building | 11 | 19.1 | 0 | 0.0 |
| Theft From Coin Machine | 1 | 1.7 | 0 | 0.0 |
| Theft From Motor Vehicle | 2 | 3.5 | 0 | 0.0 |
| Theft of Motor Vehicle Parts | 1 | 1.7 | 0 | 0.0 |
| Theft - All Other Larceny | 1 | 1.7 | 0 | 0.0 |
| Motor Vehicle Theft | 0 | 0.0 | 0 | 0.0 |
| Counterfeiting/Forgery | 0 | 0.0 | 0 | 0.0 |
| Fraud Offenses (Total) | 0 | 0.0 | 0 | 0.0 |
| Fraud - False Pretenses | 0 | 0.0 | 0 | 0.0 |
| Fraud - Credit Card/ATM | 0 | 0.0 | 0 | 0.0 |
| Fraud - Impersonation | 0 | 0.0 | 0 | 0.0 |
| Fraud - Welfare | 0 | 0.0 | 0 | 0.0 |
| Fraud - Wire | 0 | 0.0 | 0 | 0.0 |
| Embezzlement | 0 | 0.0 | 0 | 0.0 |
| Stolen Property Offenses | 0 | 0.0 | 0 | 0.0 |
| Destruction/Damage/Vandalism | 7 | 12.2 | 1 | 14.3 |
| Drug/Narcotic Violations (Total) | 1 | 1.7 | 1 | 100.0 |
| Drug/Narcotic Violations | 1 | 1.7 | 1 | 100.0 |
| Drug/Narcotic Equipment Violations | 0 | 0.0 | 0 | 0.0 |

| GROUP A OFFENSES | Offense | Rate per 1,000 | Cleared | % Cleared |
|---|----------|----------------|----------|------------|
| Sex Offenses (Nonforcible) (Total) | 0 | 0.0 | 0 | 0.0 |
| Incest | 0 | 0.0 | 0 | 0.0 |
| Statutory Rape | 0 | 0.0 | 0 | 0.0 |
| Pornography/Obscene Material | 0 | 0.0 | 0 | 0.0 |
| Gambling Offenses (Total) | 0 | 0.0 | 0 | 0.0 |
| Gambling - Betting/Wagering | 0 | 0.0 | 0 | 0.0 |
| Gambling - Operating/Promoting | 0 | 0.0 | 0 | 0.0 |
| Gambling - Equipment Violations | 0 | 0.0 | 0 | 0.0 |
| Gambling - Sports Tampering | 0 | 0.0 | 0 | 0.0 |
| Prostitution Offenses (Total) | 0 | 0.0 | 0 | 0.0 |
| Prostitution | 0 | 0.0 | 0 | 0.0 |
| Prostitution Assisting/Promoting | 0 | 0.0 | 0 | 0.0 |
| Bribery | 0 | 0.0 | 0 | 0.0 |
| Weapon Law Violations | 0 | 0.0 | 0 | 0.0 |

| GROUP B OFFENSES | Offenses | Rate per 1,000 |
|-----------------------|----------|----------------|
| Bad Checks | 0 | 0.0 |
| Curfew/Vagrancy | 0 | 0.0 |
| Disorderly Conduct | 0 | 0.0 |
| DUI | 0 | 0.0 |
| Drunkenness | 1 | 1.7 |
| Family-Non Violent | 0 | 0.0 |
| Liquor Law Violations | 0 | 0.0 |
| Peeping Tom | 0 | 0.0 |
| Runaway | 0 | 0.0 |
| Trespass | 0 | 0.0 |
| All Other Offenses | 0 | 0.0 |

| 2010 Fall Term Campus Population | |
|----------------------------------|------------|
| Undergraduate Enrollment | 432 |
| Graduate Enrollment | 0 |
| Staff Personnel | 64 |
| Faculty Personnel | 71 |
| Security Personnel | 9 |
| Total Campus Population | 576 |



Lane College - 2010

| GROUP A OFFENSES | Offense | Rate per 1,000 | Cleared | % Cleared |
|---|-----------|----------------|-----------|--------------|
| Homicide Offenses (Total) | 0 | 0.0 | 0 | 0.0 |
| Murder | 0 | 0.0 | 0 | 0.0 |
| Negligent Manslaughter | 0 | 0.0 | 0 | 0.0 |
| Kidnaping/Abduction | 0 | 0.0 | 0 | 0.0 |
| Sex Offenses (Forcible) (Total) | 0 | 0.0 | 0 | 0.0 |
| Forcible Rape | 0 | 0.0 | 0 | 0.0 |
| Forcible Sodomy | 0 | 0.0 | 0 | 0.0 |
| Sexual Assault W/Object | 0 | 0.0 | 0 | 0.0 |
| Forcible Fondling | 0 | 0.0 | 0 | 0.0 |
| Robbery | 1 | 0.4 | 0 | 0.0 |
| Assault Offenses (Total) | 36 | 13.2 | 33 | 91.7 |
| Aggravated Assault | 6 | 2.2 | 5 | 83.3 |
| Simple Assault | 26 | 9.5 | 25 | 96.2 |
| Intimidation | 4 | 1.5 | 3 | 75.0 |
| Stalking | 0 | 0.0 | 0 | 0.0 |
| Arson | 0 | 0.0 | 0 | 0.0 |
| Extortion/Blackmail | 0 | 0.0 | 0 | 0.0 |
| Burglary | 1 | 0.4 | 1 | 100.0 |
| Larceny/Theft Offenses (Total) | 14 | 5.1 | 1 | 7.1 |
| Theft - Pocket-picking | 0 | 0.0 | 0 | 0.0 |
| Theft - Purse Snatching | 0 | 0.0 | 0 | 0.0 |
| Theft - Shoplifting | 0 | 0.0 | 0 | 0.0 |
| Theft From Building | 10 | 3.7 | 1 | 10.0 |
| Theft From Coin Machine | 0 | 0.0 | 0 | 0.0 |
| Theft From Motor Vehicle | 2 | 0.7 | 0 | 0.0 |
| Theft of Motor Vehicle Parts | 1 | 0.4 | 0 | 0.0 |
| Theft - All Other Larceny | 1 | 0.4 | 0 | 0.0 |
| Motor Vehicle Theft | 2 | 0.7 | 0 | 0.0 |
| Counterfeiting/Forgery | 1 | 0.4 | 0 | 0.0 |
| Fraud Offenses (Total) | 1 | 0.4 | 0 | 0.0 |
| Fraud - False Pretenses | 1 | 0.4 | 0 | 0.0 |
| Fraud - Credit Card/ATM | 0 | 0.0 | 0 | 0.0 |
| Fraud - Impersonation | 0 | 0.0 | 0 | 0.0 |
| Fraud - Welfare | 0 | 0.0 | 0 | 0.0 |
| Fraud - Wire | 0 | 0.0 | 0 | 0.0 |
| Embezzlement | 0 | 0.0 | 0 | 0.0 |
| Stolen Property Offenses | 0 | 0.0 | 0 | 0.0 |
| Destruction/Damage/Vandalism | 18 | 6.6 | 6 | 33.3 |
| Drug/Narcotic Violations (Total) | 11 | 4.0 | 8 | 72.7 |
| Drug/Narcotic Violations | 11 | 4.0 | 8 | 72.7 |
| Drug/Narcotic Equipment Violations | 0 | 0.0 | 0 | 0.0 |

| GROUP A OFFENSES | Offense | Rate per 1,000 | Cleared | % Cleared |
|---|----------|----------------|----------|-------------|
| Sex Offenses (Nonforcible) (Total) | 0 | 0.0 | 0 | 0.0 |
| Incest | 0 | 0.0 | 0 | 0.0 |
| Statutory Rape | 0 | 0.0 | 0 | 0.0 |
| Pornography/Obscene Material | 0 | 0.0 | 0 | 0.0 |
| Gambling Offenses (Total) | 0 | 0.0 | 0 | 0.0 |
| Gambling - Betting/Wagering | 0 | 0.0 | 0 | 0.0 |
| Gambling - Operating/Promoting | 0 | 0.0 | 0 | 0.0 |
| Gambling - Equipment Violations | 0 | 0.0 | 0 | 0.0 |
| Gambling - Sports Tampering | 0 | 0.0 | 0 | 0.0 |
| Prostitution Offenses (Total) | 0 | 0.0 | 0 | 0.0 |
| Prostitution | 0 | 0.0 | 0 | 0.0 |
| Prostitution Assisting/Promoting | 0 | 0.0 | 0 | 0.0 |
| Bribery | 0 | 0.0 | 0 | 0.0 |
| Weapon Law Violations | 3 | 1.1 | 1 | 33.3 |

| GROUP B OFFENSES | Offenses | Rate per 1,000 |
|-----------------------|----------|----------------|
| Bad Checks | 0 | 0.0 |
| Curfew/Vagrancy | 0 | 0.0 |
| Disorderly Conduct | 8 | 2.9 |
| DUI | 0 | 0.0 |
| Drunkenness | 0 | 0.0 |
| Family-Non Violent | 0 | 0.0 |
| Liquor Law Violations | 2 | 0.7 |
| Peeping Tom | 0 | 0.0 |
| Runaway | 0 | 0.0 |
| Trespass | 0 | 0.0 |
| All Other Offenses | 0 | 0.0 |

| 2010 Fall Term Campus Population | |
|----------------------------------|--------------|
| Undergraduate Enrollment | 2,214 |
| Graduate Enrollment | 0 |
| Staff Personnel | 382 |
| Faculty Personnel | 102 |
| Security Personnel | 35 |
| Total Campus Population | 2,733 |



Lee University - 2010

| GROUP A OFFENSES | Offense | Rate per 1,000 | Cleared | % Cleared |
|---|-----------|----------------|----------|------------|
| Homicide Offenses (Total) | 0 | 0.0 | 0 | 0.0 |
| Murder | 0 | 0.0 | 0 | 0.0 |
| Negligent Manslaughter | 0 | 0.0 | 0 | 0.0 |
| Kidnaping/Abduction | 0 | 0.0 | 0 | 0.0 |
| Sex Offenses (Forcible) (Total) | 0 | 0.0 | 0 | 0.0 |
| Forcible Rape | 0 | 0.0 | 0 | 0.0 |
| Forcible Sodomy | 0 | 0.0 | 0 | 0.0 |
| Sexual Assault W/Object | 0 | 0.0 | 0 | 0.0 |
| Forcible Fondling | 0 | 0.0 | 0 | 0.0 |
| Robbery | 0 | 0.0 | 0 | 0.0 |
| Assault Offenses (Total) | 0 | 0.0 | 0 | 0.0 |
| Aggravated Assault | 0 | 0.0 | 0 | 0.0 |
| Simple Assault | 0 | 0.0 | 0 | 0.0 |
| Intimidation | 0 | 0.0 | 0 | 0.0 |
| Stalking | 0 | 0.0 | 0 | 0.0 |
| Arson | 0 | 0.0 | 0 | 0.0 |
| Extortion/Blackmail | 0 | 0.0 | 0 | 0.0 |
| Burglary | 1 | 0.2 | 0 | 0.0 |
| Larceny/Theft Offenses (Total) | 43 | 9.0 | 0 | 0.0 |
| Theft - Pocket-picking | 0 | 0.0 | 0 | 0.0 |
| Theft - Purse Snatching | 0 | 0.0 | 0 | 0.0 |
| Theft - Shoplifting | 0 | 0.0 | 0 | 0.0 |
| Theft From Building | 15 | 3.2 | 0 | 0.0 |
| Theft From Coin Machine | 0 | 0.0 | 0 | 0.0 |
| Theft From Motor Vehicle | 7 | 1.5 | 0 | 0.0 |
| Theft of Motor Vehicle Parts | 5 | 1.1 | 0 | 0.0 |
| Theft - All Other Larceny | 16 | 3.4 | 0 | 0.0 |
| Motor Vehicle Theft | 0 | 0.0 | 0 | 0.0 |
| Counterfeiting/Forgery | 0 | 0.0 | 0 | 0.0 |
| Fraud Offenses (Total) | 0 | 0.0 | 0 | 0.0 |
| Fraud - False Pretenses | 0 | 0.0 | 0 | 0.0 |
| Fraud - Credit Card/ATM | 0 | 0.0 | 0 | 0.0 |
| Fraud - Impersonation | 0 | 0.0 | 0 | 0.0 |
| Fraud - Welfare | 0 | 0.0 | 0 | 0.0 |
| Fraud - Wire | 0 | 0.0 | 0 | 0.0 |
| Embezzlement | 0 | 0.0 | 0 | 0.0 |
| Stolen Property Offenses | 0 | 0.0 | 0 | 0.0 |
| Destruction/Damage/Vandalism | 2 | 0.4 | 0 | 0.0 |
| Drug/Narcotic Violations (Total) | 0 | 0.0 | 0 | 0.0 |
| Drug/Narcotic Violations | 0 | 0.0 | 0 | 0.0 |
| Drug/Narcotic Equipment Violations | 0 | 0.0 | 0 | 0.0 |

| GROUP A OFFENSES | Offense | Rate per 1,000 | Cleared | % Cleared |
|---|----------|----------------|----------|------------|
| Sex Offenses (Nonforcible) (Total) | 0 | 0.0 | 0 | 0.0 |
| Incest | 0 | 0.0 | 0 | 0.0 |
| Statutory Rape | 0 | 0.0 | 0 | 0.0 |
| Pornography/Obscene Material | 0 | 0.0 | 0 | 0.0 |
| Gambling Offenses (Total) | 0 | 0.0 | 0 | 0.0 |
| Gambling - Betting/Wagering | 0 | 0.0 | 0 | 0.0 |
| Gambling - Operating/Promoting | 0 | 0.0 | 0 | 0.0 |
| Gambling - Equipment Violations | 0 | 0.0 | 0 | 0.0 |
| Gambling - Sports Tampering | 0 | 0.0 | 0 | 0.0 |
| Prostitution Offenses (Total) | 0 | 0.0 | 0 | 0.0 |
| Prostitution | 0 | 0.0 | 0 | 0.0 |
| Prostitution Assisting/Promoting | 0 | 0.0 | 0 | 0.0 |
| Bribery | 0 | 0.0 | 0 | 0.0 |
| Weapon Law Violations | 0 | 0.0 | 0 | 0.0 |

| GROUP B OFFENSES | Offenses | Rate per 1,000 |
|-----------------------|----------|----------------|
| Bad Checks | 0 | 0.0 |
| Curfew/Vagrancy | 0 | 0.0 |
| Disorderly Conduct | 0 | 0.0 |
| DUI | 0 | 0.0 |
| Drunkenness | 0 | 0.0 |
| Family-Non Violent | 0 | 0.0 |
| Liquor Law Violations | 0 | 0.0 |
| Peeping Tom | 0 | 0.0 |
| Runaway | 0 | 0.0 |
| Trespass | 0 | 0.0 |
| All Other Offenses | 0 | 0.0 |

| 2010 Fall Term Campus Population | |
|----------------------------------|--------------|
| Undergraduate Enrollment | 3,907 |
| Graduate Enrollment | 366 |
| Staff Personnel | 308 |
| Faculty Personnel | 158 |
| Security Personnel | 14 |
| Total Campus Population | 4,753 |



LeMoyne-Owen College - 2010

| GROUP A OFFENSES | Offense | Rate per 1,000 | Cleared | % Cleared |
|---|-----------|----------------|----------|------------|
| Homicide Offenses (Total) | 0 | 0.0 | 0 | 0.0 |
| Murder | 0 | 0.0 | 0 | 0.0 |
| Negligent Manslaughter | 0 | 0.0 | 0 | 0.0 |
| Kidnaping/Abduction | 0 | 0.0 | 0 | 0.0 |
| Sex Offenses (Forcible) (Total) | 0 | 0.0 | 0 | 0.0 |
| Forcible Rape | 0 | 0.0 | 0 | 0.0 |
| Forcible Sodomy | 0 | 0.0 | 0 | 0.0 |
| Sexual Assault W/Object | 0 | 0.0 | 0 | 0.0 |
| Forcible Fondling | 0 | 0.0 | 0 | 0.0 |
| Robbery | 1 | 0.8 | 0 | 0.0 |
| Assault Offenses (Total) | 6 | 5.0 | 0 | 0.0 |
| Aggravated Assault | 2 | 1.7 | 0 | 0.0 |
| Simple Assault | 4 | 3.3 | 0 | 0.0 |
| Intimidation | 0 | 0.0 | 0 | 0.0 |
| Stalking | 0 | 0.0 | 0 | 0.0 |
| Arson | 0 | 0.0 | 0 | 0.0 |
| Extortion/Blackmail | 0 | 0.0 | 0 | 0.0 |
| Burglary | 3 | 2.5 | 0 | 0.0 |
| Larceny/Theft Offenses (Total) | 22 | 18.3 | 0 | 0.0 |
| Theft - Pocket-picking | 0 | 0.0 | 0 | 0.0 |
| Theft - Purse Snatching | 0 | 0.0 | 0 | 0.0 |
| Theft - Shoplifting | 0 | 0.0 | 0 | 0.0 |
| Theft From Building | 20 | 16.7 | 0 | 0.0 |
| Theft From Coin Machine | 0 | 0.0 | 0 | 0.0 |
| Theft From Motor Vehicle | 2 | 1.7 | 0 | 0.0 |
| Theft of Motor Vehicle Parts | 0 | 0.0 | 0 | 0.0 |
| Theft - All Other Larceny | 0 | 0.0 | 0 | 0.0 |
| Motor Vehicle Theft | 2 | 1.7 | 0 | 0.0 |
| Counterfeiting/Forgery | 0 | 0.0 | 0 | 0.0 |
| Fraud Offenses (Total) | 0 | 0.0 | 0 | 0.0 |
| Fraud - False Pretenses | 0 | 0.0 | 0 | 0.0 |
| Fraud - Credit Card/ATM | 0 | 0.0 | 0 | 0.0 |
| Fraud - Impersonation | 0 | 0.0 | 0 | 0.0 |
| Fraud - Welfare | 0 | 0.0 | 0 | 0.0 |
| Fraud - Wire | 0 | 0.0 | 0 | 0.0 |
| Embezzlement | 0 | 0.0 | 0 | 0.0 |
| Stolen Property Offenses | 0 | 0.0 | 0 | 0.0 |
| Destruction/Damage/Vandalism | 16 | 13.3 | 0 | 0.0 |
| Drug/Narcotic Violations (Total) | 2 | 1.7 | 0 | 0.0 |
| Drug/Narcotic Violations | 2 | 1.7 | 0 | 0.0 |
| Drug/Narcotic Equipment Violations | 0 | 0.0 | 0 | 0.0 |

| GROUP A OFFENSES | Offense | Rate per 1,000 | Cleared | % Cleared |
|---|----------|----------------|----------|------------|
| Sex Offenses (Nonforcible) (Total) | 0 | 0.0 | 0 | 0.0 |
| Incest | 0 | 0.0 | 0 | 0.0 |
| Statutory Rape | 0 | 0.0 | 0 | 0.0 |
| Pornography/Obscene Material | 0 | 0.0 | 0 | 0.0 |
| Gambling Offenses (Total) | 0 | 0.0 | 0 | 0.0 |
| Gambling - Betting/Wagering | 0 | 0.0 | 0 | 0.0 |
| Gambling - Operating/Promoting | 0 | 0.0 | 0 | 0.0 |
| Gambling - Equipment Violations | 0 | 0.0 | 0 | 0.0 |
| Gambling - Sports Tampering | 0 | 0.0 | 0 | 0.0 |
| Prostitution Offenses (Total) | 0 | 0.0 | 0 | 0.0 |
| Prostitution | 0 | 0.0 | 0 | 0.0 |
| Prostitution Assisting/Promoting | 0 | 0.0 | 0 | 0.0 |
| Bribery | 0 | 0.0 | 0 | 0.0 |
| Weapon Law Violations | 2 | 1.7 | 0 | 0.0 |

| GROUP B OFFENSES | Offenses | Rate per 1,000 |
|-----------------------|----------|----------------|
| Bad Checks | 0 | 0.0 |
| Curfew/Vagrancy | 0 | 0.0 |
| Disorderly Conduct | 0 | 0.0 |
| DUI | 0 | 0.0 |
| Drunkenness | 0 | 0.0 |
| Family-Non Violent | 0 | 0.0 |
| Liquor Law Violations | 0 | 0.0 |
| Peeping Tom | 0 | 0.0 |
| Runaway | 0 | 0.0 |
| Trespass | 0 | 0.0 |
| All Other Offenses | 0 | 0.0 |

| 2010 Fall Term Campus Population | |
|----------------------------------|--------------|
| Undergraduate Enrollment | 1,060 |
| Graduate Enrollment | 0 |
| Staff Personnel | 70 |
| Faculty Personnel | 55 |
| Security Personnel | 14 |
| Total Campus Population | 1,199 |



Lincoln Memorial University - 2010

| GROUP A OFFENSES | Offense | Rate per 1,000 | Cleared | % Cleared |
|---|----------|----------------|----------|------------|
| Homicide Offenses (Total) | 0 | 0.0 | 0 | 0.0 |
| Murder | 0 | 0.0 | 0 | 0.0 |
| Negligent Manslaughter | 0 | 0.0 | 0 | 0.0 |
| Kidnaping/Abduction | 0 | 0.0 | 0 | 0.0 |
| Sex Offenses (Forcible) (Total) | 0 | 0.0 | 0 | 0.0 |
| Forcible Rape | 0 | 0.0 | 0 | 0.0 |
| Forcible Sodomy | 0 | 0.0 | 0 | 0.0 |
| Sexual Assault W/Object | 0 | 0.0 | 0 | 0.0 |
| Forcible Fondling | 0 | 0.0 | 0 | 0.0 |
| Robbery | 0 | 0.0 | 0 | 0.0 |
| Assault Offenses (Total) | 0 | 0.0 | 0 | 0.0 |
| Aggravated Assault | 0 | 0.0 | 0 | 0.0 |
| Simple Assault | 0 | 0.0 | 0 | 0.0 |
| Intimidation | 0 | 0.0 | 0 | 0.0 |
| Stalking | 0 | 0.0 | 0 | 0.0 |
| Arson | 0 | 0.0 | 0 | 0.0 |
| Extortion/Blackmail | 0 | 0.0 | 0 | 0.0 |
| Burglary | 0 | 0.0 | 0 | 0.0 |
| Larceny/Theft Offenses (Total) | 4 | 1.3 | 0 | 0.0 |
| Theft - Pocket-picking | 0 | 0.0 | 0 | 0.0 |
| Theft - Purse Snatching | 0 | 0.0 | 0 | 0.0 |
| Theft - Shoplifting | 0 | 0.0 | 0 | 0.0 |
| Theft From Building | 1 | 0.3 | 0 | 0.0 |
| Theft From Coin Machine | 0 | 0.0 | 0 | 0.0 |
| Theft From Motor Vehicle | 2 | 0.6 | 0 | 0.0 |
| Theft of Motor Vehicle Parts | 0 | 0.0 | 0 | 0.0 |
| Theft - All Other Larceny | 1 | 0.3 | 0 | 0.0 |
| Motor Vehicle Theft | 0 | 0.0 | 0 | 0.0 |
| Counterfeiting/Forgery | 0 | 0.0 | 0 | 0.0 |
| Fraud Offenses (Total) | 0 | 0.0 | 0 | 0.0 |
| Fraud - False Pretenses | 0 | 0.0 | 0 | 0.0 |
| Fraud - Credit Card/ATM | 0 | 0.0 | 0 | 0.0 |
| Fraud - Impersonation | 0 | 0.0 | 0 | 0.0 |
| Fraud - Welfare | 0 | 0.0 | 0 | 0.0 |
| Fraud - Wire | 0 | 0.0 | 0 | 0.0 |
| Embezzlement | 0 | 0.0 | 0 | 0.0 |
| Stolen Property Offenses | 0 | 0.0 | 0 | 0.0 |
| Destruction/Damage/Vandalism | 0 | 0.0 | 0 | 0.0 |
| Drug/Narcotic Violations (Total) | 0 | 0.0 | 0 | 0.0 |
| Drug/Narcotic Violations | 0 | 0.0 | 0 | 0.0 |
| Drug/Narcotic Equipment Violations | 0 | 0.0 | 0 | 0.0 |

| GROUP A OFFENSES | Offense | Rate per 1,000 | Cleared | % Cleared |
|---|----------|----------------|----------|------------|
| Sex Offenses (Nonforcible) (Total) | 0 | 0.0 | 0 | 0.0 |
| Incest | 0 | 0.0 | 0 | 0.0 |
| Statutory Rape | 0 | 0.0 | 0 | 0.0 |
| Pornography/Obscene Material | 0 | 0.0 | 0 | 0.0 |
| Gambling Offenses (Total) | 0 | 0.0 | 0 | 0.0 |
| Gambling - Betting/Wagering | 0 | 0.0 | 0 | 0.0 |
| Gambling - Operating/Promoting | 0 | 0.0 | 0 | 0.0 |
| Gambling - Equipment Violations | 0 | 0.0 | 0 | 0.0 |
| Gambling - Sports Tampering | 0 | 0.0 | 0 | 0.0 |
| Prostitution Offenses (Total) | 0 | 0.0 | 0 | 0.0 |
| Prostitution | 0 | 0.0 | 0 | 0.0 |
| Prostitution Assisting/Promoting | 0 | 0.0 | 0 | 0.0 |
| Bribery | 0 | 0.0 | 0 | 0.0 |
| Weapon Law Violations | 0 | 0.0 | 0 | 0.0 |

| GROUP B OFFENSES | Offenses | Rate per 1,000 |
|-----------------------|----------|----------------|
| Bad Checks | 0 | 0.0 |
| Curfew/Vagrancy | 39 | 12.3 |
| Disorderly Conduct | 0 | 0.0 |
| DUI | 0 | 0.0 |
| Drunkenness | 0 | 0.0 |
| Family-Non Violent | 0 | 0.0 |
| Liquor Law Violations | 51 | 16.0 |
| Peeping Tom | 0 | 0.0 |
| Runaway | 0 | 0.0 |
| Trespass | 0 | 0.0 |
| All Other Offenses | 0 | 0.0 |

| 2010 Fall Term Campus Population | |
|----------------------------------|--------------|
| Undergraduate Enrollment | 1,459 |
| Graduate Enrollment | 1,097 |
| Staff Personnel | 309 |
| Faculty Personnel | 300 |
| Security Personnel | 18 |
| Total Campus Population | 3,183 |



Lipscomb University - 2010

| GROUP A OFFENSES | Offense | Rate per 1,000 | Cleared | % Cleared |
|---|-----------|----------------|----------|--------------|
| Homicide Offenses (Total) | 0 | 0.0 | 0 | 0.0 |
| Murder | 0 | 0.0 | 0 | 0.0 |
| Negligent Manslaughter | 0 | 0.0 | 0 | 0.0 |
| Kidnaping/Abduction | 0 | 0.0 | 0 | 0.0 |
| Sex Offenses (Forcible) (Total) | 0 | 0.0 | 0 | 0.0 |
| Forcible Rape | 0 | 0.0 | 0 | 0.0 |
| Forcible Sodomy | 0 | 0.0 | 0 | 0.0 |
| Sexual Assault W/Object | 0 | 0.0 | 0 | 0.0 |
| Forcible Fondling | 0 | 0.0 | 0 | 0.0 |
| Robbery | 0 | 0.0 | 0 | 0.0 |
| Assault Offenses (Total) | 1 | 0.2 | 1 | 100.0 |
| Aggravated Assault | 0 | 0.0 | 0 | 0.0 |
| Simple Assault | 1 | 0.2 | 1 | 100.0 |
| Intimidation | 0 | 0.0 | 0 | 0.0 |
| Stalking | 0 | 0.0 | 0 | 0.0 |
| Arson | 0 | 0.0 | 0 | 0.0 |
| Extortion/Blackmail | 0 | 0.0 | 0 | 0.0 |
| Burglary | 11 | 2.5 | 2 | 18.2 |
| Larceny/Theft Offenses (Total) | 15 | 3.5 | 0 | 0.0 |
| Theft - Pocket-picking | 0 | 0.0 | 0 | 0.0 |
| Theft - Purse Snatching | 0 | 0.0 | 0 | 0.0 |
| Theft - Shoplifting | 0 | 0.0 | 0 | 0.0 |
| Theft From Building | 6 | 1.4 | 0 | 0.0 |
| Theft From Coin Machine | 0 | 0.0 | 0 | 0.0 |
| Theft From Motor Vehicle | 9 | 2.1 | 0 | 0.0 |
| Theft of Motor Vehicle Parts | 0 | 0.0 | 0 | 0.0 |
| Theft - All Other Larceny | 0 | 0.0 | 0 | 0.0 |
| Motor Vehicle Theft | 0 | 0.0 | 0 | 0.0 |
| Counterfeiting/Forgery | 0 | 0.0 | 0 | 0.0 |
| Fraud Offenses (Total) | 0 | 0.0 | 0 | 0.0 |
| Fraud - False Pretenses | 0 | 0.0 | 0 | 0.0 |
| Fraud - Credit Card/ATM | 0 | 0.0 | 0 | 0.0 |
| Fraud - Impersonation | 0 | 0.0 | 0 | 0.0 |
| Fraud - Welfare | 0 | 0.0 | 0 | 0.0 |
| Fraud - Wire | 0 | 0.0 | 0 | 0.0 |
| Embezzlement | 0 | 0.0 | 0 | 0.0 |
| Stolen Property Offenses | 0 | 0.0 | 0 | 0.0 |
| Destruction/Damage/Vandalism | 6 | 1.4 | 2 | 33.3 |
| Drug/Narcotic Violations (Total) | 0 | 0.0 | 0 | 0.0 |
| Drug/Narcotic Violations | 0 | 0.0 | 0 | 0.0 |
| Drug/Narcotic Equipment Violations | 0 | 0.0 | 0 | 0.0 |

| GROUP A OFFENSES | Offense | Rate per 1,000 | Cleared | % Cleared |
|---|----------|----------------|----------|------------|
| Sex Offenses (Nonforcible) (Total) | 0 | 0.0 | 0 | 0.0 |
| Incest | 0 | 0.0 | 0 | 0.0 |
| Statutory Rape | 0 | 0.0 | 0 | 0.0 |
| Pornography/Obscene Material | 0 | 0.0 | 0 | 0.0 |
| Gambling Offenses (Total) | 0 | 0.0 | 0 | 0.0 |
| Gambling - Betting/Wagering | 0 | 0.0 | 0 | 0.0 |
| Gambling - Operating/Promoting | 0 | 0.0 | 0 | 0.0 |
| Gambling - Equipment Violations | 0 | 0.0 | 0 | 0.0 |
| Gambling - Sports Tampering | 0 | 0.0 | 0 | 0.0 |
| Prostitution Offenses (Total) | 0 | 0.0 | 0 | 0.0 |
| Prostitution | 0 | 0.0 | 0 | 0.0 |
| Prostitution Assisting/Promoting | 0 | 0.0 | 0 | 0.0 |
| Bribery | 0 | 0.0 | 0 | 0.0 |
| Weapon Law Violations | 0 | 0.0 | 0 | 0.0 |

| GROUP B OFFENSES | Offenses | Rate per 1,000 |
|-----------------------|----------|----------------|
| Bad Checks | 0 | 0.0 |
| Curfew/Vagrancy | 0 | 0.0 |
| Disorderly Conduct | 0 | 0.0 |
| DUI | 0 | 0.0 |
| Drunkenness | 0 | 0.0 |
| Family-Non Violent | 0 | 0.0 |
| Liquor Law Violations | 0 | 0.0 |
| Peeping Tom | 0 | 0.0 |
| Runaway | 0 | 0.0 |
| Trespass | 0 | 0.0 |
| All Other Offenses | 0 | 0.0 |

| 2010 Fall Term Campus Population | |
|----------------------------------|--------------|
| Undergraduate Enrollment | 2,644 |
| Graduate Enrollment | 1,098 |
| Staff Personnel | 400 |
| Faculty Personnel | 181 |
| Security Personnel | 18 |
| Total Campus Population | 4,341 |



Martin Methodist College - 2010

| GROUP A OFFENSES | Offense | Rate per 1,000 | Cleared | % Cleared |
|---|----------|----------------|----------|------------|
| Homicide Offenses (Total) | 0 | 0.0 | 0 | 0.0 |
| Murder | 0 | 0.0 | 0 | 0.0 |
| Negligent Manslaughter | 0 | 0.0 | 0 | 0.0 |
| Kidnaping/Abduction | 0 | 0.0 | 0 | 0.0 |
| Sex Offenses (Forcible) (Total) | 0 | 0.0 | 0 | 0.0 |
| Forcible Rape | 0 | 0.0 | 0 | 0.0 |
| Forcible Sodomy | 0 | 0.0 | 0 | 0.0 |
| Sexual Assault W/Object | 0 | 0.0 | 0 | 0.0 |
| Forcible Fondling | 0 | 0.0 | 0 | 0.0 |
| Robbery | 0 | 0.0 | 0 | 0.0 |
| Assault Offenses (Total) | 1 | 0.9 | 0 | 0.0 |
| Aggravated Assault | 0 | 0.0 | 0 | 0.0 |
| Simple Assault | 1 | 0.9 | 0 | 0.0 |
| Intimidation | 0 | 0.0 | 0 | 0.0 |
| Stalking | 0 | 0.0 | 0 | 0.0 |
| Arson | 0 | 0.0 | 0 | 0.0 |
| Extortion/Blackmail | 0 | 0.0 | 0 | 0.0 |
| Burglary | 0 | 0.0 | 0 | 0.0 |
| Larceny/Theft Offenses (Total) | 2 | 1.7 | 0 | 0.0 |
| Theft - Pocket-picking | 0 | 0.0 | 0 | 0.0 |
| Theft - Purse Snatching | 0 | 0.0 | 0 | 0.0 |
| Theft - Shoplifting | 0 | 0.0 | 0 | 0.0 |
| Theft From Building | 2 | 1.7 | 0 | 0.0 |
| Theft From Coin Machine | 0 | 0.0 | 0 | 0.0 |
| Theft From Motor Vehicle | 0 | 0.0 | 0 | 0.0 |
| Theft of Motor Vehicle Parts | 0 | 0.0 | 0 | 0.0 |
| Theft - All Other Larceny | 0 | 0.0 | 0 | 0.0 |
| Motor Vehicle Theft | 0 | 0.0 | 0 | 0.0 |
| Counterfeiting/Forgery | 0 | 0.0 | 0 | 0.0 |
| Fraud Offenses (Total) | 0 | 0.0 | 0 | 0.0 |
| Fraud - False Pretenses | 0 | 0.0 | 0 | 0.0 |
| Fraud - Credit Card/ATM | 0 | 0.0 | 0 | 0.0 |
| Fraud - Impersonation | 0 | 0.0 | 0 | 0.0 |
| Fraud - Welfare | 0 | 0.0 | 0 | 0.0 |
| Fraud - Wire | 0 | 0.0 | 0 | 0.0 |
| Embezzlement | 0 | 0.0 | 0 | 0.0 |
| Stolen Property Offenses | 0 | 0.0 | 0 | 0.0 |
| Destruction/Damage/Vandalism | 1 | 0.9 | 0 | 0.0 |
| Drug/Narcotic Violations (Total) | 0 | 0.0 | 0 | 0.0 |
| Drug/Narcotic Violations | 0 | 0.0 | 0 | 0.0 |
| Drug/Narcotic Equipment Violations | 0 | 0.0 | 0 | 0.0 |

| GROUP A OFFENSES | Offense | Rate per 1,000 | Cleared | % Cleared |
|---|----------|----------------|----------|------------|
| Sex Offenses (Nonforcible) (Total) | 0 | 0.0 | 0 | 0.0 |
| Incest | 0 | 0.0 | 0 | 0.0 |
| Statutory Rape | 0 | 0.0 | 0 | 0.0 |
| Pornography/Obscene Material | 0 | 0.0 | 0 | 0.0 |
| Gambling Offenses (Total) | 0 | 0.0 | 0 | 0.0 |
| Gambling - Betting/Wagering | 0 | 0.0 | 0 | 0.0 |
| Gambling - Operating/Promoting | 0 | 0.0 | 0 | 0.0 |
| Gambling - Equipment Violations | 0 | 0.0 | 0 | 0.0 |
| Gambling - Sports Tampering | 0 | 0.0 | 0 | 0.0 |
| Prostitution Offenses (Total) | 0 | 0.0 | 0 | 0.0 |
| Prostitution | 0 | 0.0 | 0 | 0.0 |
| Prostitution Assisting/Promoting | 0 | 0.0 | 0 | 0.0 |
| Bribery | 0 | 0.0 | 0 | 0.0 |
| Weapon Law Violations | 0 | 0.0 | 0 | 0.0 |

| GROUP B OFFENSES | Offenses | Rate per 1,000 |
|-----------------------|----------|----------------|
| Bad Checks | 0 | 0.0 |
| Curfew/Vagrancy | 0 | 0.0 |
| Disorderly Conduct | 0 | 0.0 |
| DUI | 0 | 0.0 |
| Drunkenness | 0 | 0.0 |
| Family-Non Violent | 0 | 0.0 |
| Liquor Law Violations | 0 | 0.0 |
| Peeping Tom | 0 | 0.0 |
| Runaway | 0 | 0.0 |
| Trespass | 0 | 0.0 |
| All Other Offenses | 0 | 0.0 |

| 2010 Fall Term Campus Population | |
|----------------------------------|--------------|
| Undergraduate Enrollment | 983 |
| Graduate Enrollment | 0 |
| Staff Personnel | 85 |
| Faculty Personnel | 80 |
| Security Personnel | 0 |
| Total Campus Population | 1,148 |



Maryville College - 2010

| GROUP A OFFENSES | Offense | Rate per 1,000 | Cleared | % Cleared |
|---|-----------|----------------|----------|--------------|
| Homicide Offenses (Total) | 0 | 0.0 | 0 | 0.0 |
| Murder | 0 | 0.0 | 0 | 0.0 |
| Negligent Manslaughter | 0 | 0.0 | 0 | 0.0 |
| Kidnaping/Abduction | 0 | 0.0 | 0 | 0.0 |
| Sex Offenses (Forcible) (Total) | 2 | 1.4 | 0 | 0.0 |
| Forcible Rape | 1 | 0.7 | 0 | 0.0 |
| Forcible Sodomy | 0 | 0.0 | 0 | 0.0 |
| Sexual Assault W/Object | 0 | 0.0 | 0 | 0.0 |
| Forcible Fondling | 1 | 0.7 | 0 | 0.0 |
| Robbery | 0 | 0.0 | 0 | 0.0 |
| Assault Offenses (Total) | 2 | 1.4 | 2 | 100.0 |
| Aggravated Assault | 1 | 0.7 | 1 | 100.0 |
| Simple Assault | 1 | 0.7 | 1 | 100.0 |
| Intimidation | 0 | 0.0 | 0 | 0.0 |
| Stalking | 0 | 0.0 | 0 | 0.0 |
| Arson | 0 | 0.0 | 0 | 0.0 |
| Extortion/Blackmail | 0 | 0.0 | 0 | 0.0 |
| Burglary | 5 | 3.6 | 0 | 0.0 |
| Larceny/Theft Offenses (Total) | 11 | 7.9 | 0 | 0.0 |
| Theft - Pocket-picking | 0 | 0.0 | 0 | 0.0 |
| Theft - Purse Snatching | 0 | 0.0 | 0 | 0.0 |
| Theft - Shoplifting | 0 | 0.0 | 0 | 0.0 |
| Theft From Building | 9 | 6.5 | 0 | 0.0 |
| Theft From Coin Machine | 0 | 0.0 | 0 | 0.0 |
| Theft From Motor Vehicle | 1 | 0.7 | 0 | 0.0 |
| Theft of Motor Vehicle Parts | 1 | 0.7 | 0 | 0.0 |
| Theft - All Other Larceny | 0 | 0.0 | 0 | 0.0 |
| Motor Vehicle Theft | 0 | 0.0 | 0 | 0.0 |
| Counterfeiting/Forgery | 0 | 0.0 | 0 | 0.0 |
| Fraud Offenses (Total) | 0 | 0.0 | 0 | 0.0 |
| Fraud - False Pretenses | 0 | 0.0 | 0 | 0.0 |
| Fraud - Credit Card/ATM | 0 | 0.0 | 0 | 0.0 |
| Fraud - Impersonation | 0 | 0.0 | 0 | 0.0 |
| Fraud - Welfare | 0 | 0.0 | 0 | 0.0 |
| Fraud - Wire | 0 | 0.0 | 0 | 0.0 |
| Embezzlement | 0 | 0.0 | 0 | 0.0 |
| Stolen Property Offenses | 0 | 0.0 | 0 | 0.0 |
| Destruction/Damage/Vandalism | 4 | 2.9 | 0 | 0.0 |
| Drug/Narcotic Violations (Total) | 1 | 0.7 | 1 | 100.0 |
| Drug/Narcotic Violations | 0 | 0.0 | 0 | 0.0 |
| Drug/Narcotic Equipment Violations | 1 | 0.7 | 1 | 100.0 |

| GROUP A OFFENSES | Offense | Rate per 1,000 | Cleared | % Cleared |
|---|----------|----------------|----------|------------|
| Sex Offenses (Nonforcible) (Total) | 0 | 0.0 | 0 | 0.0 |
| Incest | 0 | 0.0 | 0 | 0.0 |
| Statutory Rape | 0 | 0.0 | 0 | 0.0 |
| Pornography/Obscene Material | 0 | 0.0 | 0 | 0.0 |
| Gambling Offenses (Total) | 0 | 0.0 | 0 | 0.0 |
| Gambling - Betting/Wagering | 0 | 0.0 | 0 | 0.0 |
| Gambling - Operating/Promoting | 0 | 0.0 | 0 | 0.0 |
| Gambling - Equipment Violations | 0 | 0.0 | 0 | 0.0 |
| Gambling - Sports Tampering | 0 | 0.0 | 0 | 0.0 |
| Prostitution Offenses (Total) | 0 | 0.0 | 0 | 0.0 |
| Prostitution | 0 | 0.0 | 0 | 0.0 |
| Prostitution Assisting/Promoting | 0 | 0.0 | 0 | 0.0 |
| Bribery | 0 | 0.0 | 0 | 0.0 |
| Weapon Law Violations | 0 | 0.0 | 0 | 0.0 |

| GROUP B OFFENSES | Offenses | Rate per 1,000 |
|-----------------------|----------|----------------|
| Bad Checks | 0 | 0.0 |
| Curfew/Vagrancy | 0 | 0.0 |
| Disorderly Conduct | 0 | 0.0 |
| DUI | 0 | 0.0 |
| Drunkenness | 7 | 5.0 |
| Family-Non Violent | 0 | 0.0 |
| Liquor Law Violations | 3 | 2.2 |
| Peeping Tom | 0 | 0.0 |
| Runaway | 0 | 0.0 |
| Trespass | 0 | 0.0 |
| All Other Offenses | 1 | 0.7 |

| 2010 Fall Term Campus Population | |
|----------------------------------|--------------|
| Undergraduate Enrollment | 1,072 |
| Graduate Enrollment | 0 |
| Staff Personnel | 203 |
| Faculty Personnel | 110 |
| Security Personnel | 6 |
| Total Campus Population | 1,391 |



Meharry Medical College - 2010

| GROUP A OFFENSES | Offense | Rate per 1,000 | Cleared | % Cleared |
|---|-----------|----------------|----------|------------|
| Homicide Offenses (Total) | 0 | 0.0 | 0 | 0.0 |
| Murder | 0 | 0.0 | 0 | 0.0 |
| Negligent Manslaughter | 0 | 0.0 | 0 | 0.0 |
| Kidnaping/Abduction | 0 | 0.0 | 0 | 0.0 |
| Sex Offenses (Forcible) (Total) | 0 | 0.0 | 0 | 0.0 |
| Forcible Rape | 0 | 0.0 | 0 | 0.0 |
| Forcible Sodomy | 0 | 0.0 | 0 | 0.0 |
| Sexual Assault W/Object | 0 | 0.0 | 0 | 0.0 |
| Forcible Fondling | 0 | 0.0 | 0 | 0.0 |
| Robbery | 0 | 0.0 | 0 | 0.0 |
| Assault Offenses (Total) | 7 | 3.8 | 0 | 0.0 |
| Aggravated Assault | 2 | 1.1 | 0 | 0.0 |
| Simple Assault | 0 | 0.0 | 0 | 0.0 |
| Intimidation | 4 | 2.2 | 0 | 0.0 |
| Stalking | 1 | 0.5 | 0 | 0.0 |
| Arson | 0 | 0.0 | 0 | 0.0 |
| Extortion/Blackmail | 0 | 0.0 | 0 | 0.0 |
| Burglary | 0 | 0.0 | 0 | 0.0 |
| Larceny/Theft Offenses (Total) | 15 | 8.2 | 0 | 0.0 |
| Theft - Pocket-picking | 0 | 0.0 | 0 | 0.0 |
| Theft - Purse Snatching | 0 | 0.0 | 0 | 0.0 |
| Theft - Shoplifting | 0 | 0.0 | 0 | 0.0 |
| Theft From Building | 10 | 5.5 | 0 | 0.0 |
| Theft From Coin Machine | 0 | 0.0 | 0 | 0.0 |
| Theft From Motor Vehicle | 4 | 2.2 | 0 | 0.0 |
| Theft of Motor Vehicle Parts | 1 | 0.5 | 0 | 0.0 |
| Theft - All Other Larceny | 0 | 0.0 | 0 | 0.0 |
| Motor Vehicle Theft | 0 | 0.0 | 0 | 0.0 |
| Counterfeiting/Forgery | 0 | 0.0 | 0 | 0.0 |
| Fraud Offenses (Total) | 0 | 0.0 | 0 | 0.0 |
| Fraud - False Pretenses | 0 | 0.0 | 0 | 0.0 |
| Fraud - Credit Card/ATM | 0 | 0.0 | 0 | 0.0 |
| Fraud - Impersonation | 0 | 0.0 | 0 | 0.0 |
| Fraud - Welfare | 0 | 0.0 | 0 | 0.0 |
| Fraud - Wire | 0 | 0.0 | 0 | 0.0 |
| Embezzlement | 0 | 0.0 | 0 | 0.0 |
| Stolen Property Offenses | 0 | 0.0 | 0 | 0.0 |
| Destruction/Damage/Vandalism | 2 | 1.1 | 0 | 0.0 |
| Drug/Narcotic Violations (Total) | 0 | 0.0 | 0 | 0.0 |
| Drug/Narcotic Violations | 0 | 0.0 | 0 | 0.0 |
| Drug/Narcotic Equipment Violations | 0 | 0.0 | 0 | 0.0 |

| GROUP A OFFENSES | Offense | Rate per 1,000 | Cleared | % Cleared |
|---|----------|----------------|----------|------------|
| Sex Offenses (Nonforcible) (Total) | 0 | 0.0 | 0 | 0.0 |
| Incest | 0 | 0.0 | 0 | 0.0 |
| Statutory Rape | 0 | 0.0 | 0 | 0.0 |
| Pornography/Obscene Material | 0 | 0.0 | 0 | 0.0 |
| Gambling Offenses (Total) | 0 | 0.0 | 0 | 0.0 |
| Gambling - Betting/Wagering | 0 | 0.0 | 0 | 0.0 |
| Gambling - Operating/Promoting | 0 | 0.0 | 0 | 0.0 |
| Gambling - Equipment Violations | 0 | 0.0 | 0 | 0.0 |
| Gambling - Sports Tampering | 0 | 0.0 | 0 | 0.0 |
| Prostitution Offenses (Total) | 0 | 0.0 | 0 | 0.0 |
| Prostitution | 0 | 0.0 | 0 | 0.0 |
| Prostitution Assisting/Promoting | 0 | 0.0 | 0 | 0.0 |
| Bribery | 0 | 0.0 | 0 | 0.0 |
| Weapon Law Violations | 0 | 0.0 | 0 | 0.0 |

| GROUP B OFFENSES | Offenses | Rate per 1,000 |
|-----------------------|----------|----------------|
| Bad Checks | 0 | 0.0 |
| Curfew/Vagrancy | 0 | 0.0 |
| Disorderly Conduct | 0 | 0.0 |
| DUI | 0 | 0.0 |
| Drunkenness | 0 | 0.0 |
| Family-Non Violent | 0 | 0.0 |
| Liquor Law Violations | 0 | 0.0 |
| Peeping Tom | 0 | 0.0 |
| Runaway | 0 | 0.0 |
| Trespass | 0 | 0.0 |
| All Other Offenses | 0 | 0.0 |

| 2010 Fall Term Campus Population | |
|----------------------------------|--------------|
| Undergraduate Enrollment | 0 |
| Graduate Enrollment | 781 |
| Staff Personnel | 762 |
| Faculty Personnel | 253 |
| Security Personnel | 28 |
| Total Campus Population | 1,824 |



Memphis College of Art - 2010

| GROUP A OFFENSES | Offense | Rate per 1,000 | Cleared | % Cleared |
|---|----------|----------------|----------|------------|
| Homicide Offenses (Total) | 0 | 0.0 | 0 | 0.0 |
| Murder | 0 | 0.0 | 0 | 0.0 |
| Negligent Manslaughter | 0 | 0.0 | 0 | 0.0 |
| Kidnaping/Abduction | 0 | 0.0 | 0 | 0.0 |
| Sex Offenses (Forcible) (Total) | 0 | 0.0 | 0 | 0.0 |
| Forcible Rape | 0 | 0.0 | 0 | 0.0 |
| Forcible Sodomy | 0 | 0.0 | 0 | 0.0 |
| Sexual Assault W/Object | 0 | 0.0 | 0 | 0.0 |
| Forcible Fondling | 0 | 0.0 | 0 | 0.0 |
| Robbery | 0 | 0.0 | 0 | 0.0 |
| Assault Offenses (Total) | 0 | 0.0 | 0 | 0.0 |
| Aggravated Assault | 0 | 0.0 | 0 | 0.0 |
| Simple Assault | 0 | 0.0 | 0 | 0.0 |
| Intimidation | 0 | 0.0 | 0 | 0.0 |
| Stalking | 0 | 0.0 | 0 | 0.0 |
| Arson | 0 | 0.0 | 0 | 0.0 |
| Extortion/Blackmail | 0 | 0.0 | 0 | 0.0 |
| Burglary | 0 | 0.0 | 0 | 0.0 |
| Larceny/Theft Offenses (Total) | 1 | 1.9 | 0 | 0.0 |
| Theft - Pocket-picking | 0 | 0.0 | 0 | 0.0 |
| Theft - Purse Snatching | 0 | 0.0 | 0 | 0.0 |
| Theft - Shoplifting | 0 | 0.0 | 0 | 0.0 |
| Theft From Building | 0 | 0.0 | 0 | 0.0 |
| Theft From Coin Machine | 0 | 0.0 | 0 | 0.0 |
| Theft From Motor Vehicle | 1 | 1.9 | 0 | 0.0 |
| Theft of Motor Vehicle Parts | 0 | 0.0 | 0 | 0.0 |
| Theft - All Other Larceny | 0 | 0.0 | 0 | 0.0 |
| Motor Vehicle Theft | 0 | 0.0 | 0 | 0.0 |
| Counterfeiting/Forgery | 0 | 0.0 | 0 | 0.0 |
| Fraud Offenses (Total) | 0 | 0.0 | 0 | 0.0 |
| Fraud - False Pretenses | 0 | 0.0 | 0 | 0.0 |
| Fraud - Credit Card/ATM | 0 | 0.0 | 0 | 0.0 |
| Fraud - Impersonation | 0 | 0.0 | 0 | 0.0 |
| Fraud - Welfare | 0 | 0.0 | 0 | 0.0 |
| Fraud - Wire | 0 | 0.0 | 0 | 0.0 |
| Embezzlement | 0 | 0.0 | 0 | 0.0 |
| Stolen Property Offenses | 0 | 0.0 | 0 | 0.0 |
| Destruction/Damage/Vandalism | 1 | 1.9 | 0 | 0.0 |
| Drug/Narcotic Violations (Total) | 0 | 0.0 | 0 | 0.0 |
| Drug/Narcotic Violations | 0 | 0.0 | 0 | 0.0 |
| Drug/Narcotic Equipment Violations | 0 | 0.0 | 0 | 0.0 |

| GROUP A OFFENSES | Offense | Rate per 1,000 | Cleared | % Cleared |
|---|----------|----------------|----------|------------|
| Sex Offenses (Nonforcible) (Total) | 0 | 0.0 | 0 | 0.0 |
| Incest | 0 | 0.0 | 0 | 0.0 |
| Statutory Rape | 0 | 0.0 | 0 | 0.0 |
| Pornography/Obscene Material | 0 | 0.0 | 0 | 0.0 |
| Gambling Offenses (Total) | 0 | 0.0 | 0 | 0.0 |
| Gambling - Betting/Wagering | 0 | 0.0 | 0 | 0.0 |
| Gambling - Operating/Promoting | 0 | 0.0 | 0 | 0.0 |
| Gambling - Equipment Violations | 0 | 0.0 | 0 | 0.0 |
| Gambling - Sports Tampering | 0 | 0.0 | 0 | 0.0 |
| Prostitution Offenses (Total) | 0 | 0.0 | 0 | 0.0 |
| Prostitution | 0 | 0.0 | 0 | 0.0 |
| Prostitution Assisting/Promoting | 0 | 0.0 | 0 | 0.0 |
| Bribery | 0 | 0.0 | 0 | 0.0 |
| Weapon Law Violations | 0 | 0.0 | 0 | 0.0 |

| GROUP B OFFENSES | Offenses | Rate per 1,000 |
|-----------------------|----------|----------------|
| Bad Checks | 0 | 0.0 |
| Curfew/Vagrancy | 0 | 0.0 |
| Disorderly Conduct | 1 | 1.9 |
| DUI | 0 | 0.0 |
| Drunkenness | 0 | 0.0 |
| Family-Non Violent | 0 | 0.0 |
| Liquor Law Violations | 0 | 0.0 |
| Peeping Tom | 0 | 0.0 |
| Runaway | 0 | 0.0 |
| Trespass | 0 | 0.0 |
| All Other Offenses | 0 | 0.0 |

| 2010 Fall Term Campus Population | |
|----------------------------------|------------|
| Undergraduate Enrollment | 360 |
| Graduate Enrollment | 43 |
| Staff Personnel | 34 |
| Faculty Personnel | 59 |
| Security Personnel | 24 |
| Total Campus Population | 520 |



Middle Tennessee State University - 2010

| GROUP A OFFENSES | Offense | Rate per 1,000 | Cleared | % Cleared |
|---|------------|----------------|-----------|--------------|
| Homicide Offenses (Total) | 0 | 0.0 | 0 | 0.0 |
| Murder | 0 | 0.0 | 0 | 0.0 |
| Negligent Manslaughter | 0 | 0.0 | 0 | 0.0 |
| Kidnaping/Abduction | 1 | 0.0 | 0 | 0.0 |
| Sex Offenses (Forcible) (Total) | 2 | 0.1 | 0 | 0.0 |
| Forcible Rape | 2 | 0.1 | 0 | 0.0 |
| Forcible Sodomy | 0 | 0.0 | 0 | 0.0 |
| Sexual Assault W/Object | 0 | 0.0 | 0 | 0.0 |
| Forcible Fondling | 0 | 0.0 | 0 | 0.0 |
| Robbery | 1 | 0.0 | 0 | 0.0 |
| Assault Offenses (Total) | 58 | 2.4 | 23 | 39.7 |
| Aggravated Assault | 10 | 0.4 | 6 | 60.0 |
| Simple Assault | 38 | 1.6 | 15 | 39.5 |
| Intimidation | 9 | 0.4 | 2 | 22.2 |
| Stalking | 1 | 0.0 | 0 | 0.0 |
| Arson | 0 | 0.0 | 0 | 0.0 |
| Extortion/Blackmail | 0 | 0.0 | 0 | 0.0 |
| Burglary | 72 | 3.0 | 3 | 4.2 |
| Larceny/Theft Offenses (Total) | 246 | 10.2 | 14 | 5.7 |
| Theft - Pocket-picking | 0 | 0.0 | 0 | 0.0 |
| Theft - Purse Snatching | 0 | 0.0 | 0 | 0.0 |
| Theft - Shoplifting | 2 | 0.1 | 0 | 0.0 |
| Theft From Building | 111 | 4.6 | 4 | 3.6 |
| Theft From Coin Machine | 0 | 0.0 | 0 | 0.0 |
| Theft From Motor Vehicle | 70 | 2.9 | 3 | 4.3 |
| Theft of Motor Vehicle Parts | 13 | 0.5 | 1 | 7.7 |
| Theft - All Other Larceny | 50 | 2.1 | 6 | 12.0 |
| Motor Vehicle Theft | 9 | 0.4 | 0 | 0.0 |
| Counterfeiting/Forgery | 2 | 0.1 | 0 | 0.0 |
| Fraud Offenses (Total) | 4 | 0.2 | 1 | 25.0 |
| Fraud - False Pretenses | 2 | 0.1 | 1 | 50.0 |
| Fraud - Credit Card/ATM | 2 | 0.1 | 0 | 0.0 |
| Fraud - Impersonation | 0 | 0.0 | 0 | 0.0 |
| Fraud - Welfare | 0 | 0.0 | 0 | 0.0 |
| Fraud - Wire | 0 | 0.0 | 0 | 0.0 |
| Embezzlement | 0 | 0.0 | 0 | 0.0 |
| Stolen Property Offenses | 0 | 0.0 | 0 | 0.0 |
| Destruction/Damage/Vandalism | 83 | 3.4 | 3 | 3.6 |
| Drug/Narcotic Violations (Total) | 52 | 2.2 | 52 | 100.0 |
| Drug/Narcotic Violations | 35 | 1.4 | 35 | 100.0 |
| Drug/Narcotic Equipment Violations | 17 | 0.7 | 17 | 100.0 |

| GROUP A OFFENSES | Offense | Rate per 1,000 | Cleared | % Cleared |
|---|----------|----------------|----------|-------------|
| Sex Offenses (Nonforcible) (Total) | 0 | 0.0 | 0 | 0.0 |
| Incest | 0 | 0.0 | 0 | 0.0 |
| Statutory Rape | 0 | 0.0 | 0 | 0.0 |
| Pornography/Obscene Material | 0 | 0.0 | 0 | 0.0 |
| Gambling Offenses (Total) | 0 | 0.0 | 0 | 0.0 |
| Gambling - Betting/Wagering | 0 | 0.0 | 0 | 0.0 |
| Gambling - Operating/Promoting | 0 | 0.0 | 0 | 0.0 |
| Gambling - Equipment Violations | 0 | 0.0 | 0 | 0.0 |
| Gambling - Sports Tampering | 0 | 0.0 | 0 | 0.0 |
| Prostitution Offenses (Total) | 0 | 0.0 | 0 | 0.0 |
| Prostitution | 0 | 0.0 | 0 | 0.0 |
| Prostitution Assisting/Promoting | 0 | 0.0 | 0 | 0.0 |
| Bribery | 0 | 0.0 | 0 | 0.0 |
| Weapon Law Violations | 8 | 0.3 | 7 | 87.5 |

| GROUP B OFFENSES | Offenses | Rate per 1,000 |
|-----------------------|----------|----------------|
| Bad Checks | 0 | 0.0 |
| Curfew/Vagrancy | 0 | 0.0 |
| Disorderly Conduct | 8 | 0.3 |
| DUI | 65 | 2.7 |
| Drunkenness | 12 | 0.5 |
| Family-Non Violent | 0 | 0.0 |
| Liquor Law Violations | 95 | 3.9 |
| Peeping Tom | 0 | 0.0 |
| Runaway | 0 | 0.0 |
| Trespass | 5 | 0.2 |
| All Other Offenses | 6 | 0.2 |

| 2010 Fall Term Campus Population | |
|----------------------------------|---------------|
| Undergraduate Enrollment | 20,263 |
| Graduate Enrollment | 1,679 |
| Staff Personnel | 1,235 |
| Faculty Personnel | 944 |
| Security Personnel | 39 |
| Total Campus Population | 24,160 |



Milligan College - 2010

| GROUP A OFFENSES | Offense | Rate per 1,000 | Cleared | % Cleared |
|---|----------|----------------|----------|--------------|
| Homicide Offenses (Total) | 0 | 0.0 | 0 | 0.0 |
| Murder | 0 | 0.0 | 0 | 0.0 |
| Negligent Manslaughter | 0 | 0.0 | 0 | 0.0 |
| Kidnaping/Abduction | 0 | 0.0 | 0 | 0.0 |
| Sex Offenses (Forcible) (Total) | 0 | 0.0 | 0 | 0.0 |
| Forcible Rape | 0 | 0.0 | 0 | 0.0 |
| Forcible Sodomy | 0 | 0.0 | 0 | 0.0 |
| Sexual Assault W/Object | 0 | 0.0 | 0 | 0.0 |
| Forcible Fondling | 0 | 0.0 | 0 | 0.0 |
| Robbery | 0 | 0.0 | 0 | 0.0 |
| Assault Offenses (Total) | 0 | 0.0 | 0 | 0.0 |
| Aggravated Assault | 0 | 0.0 | 0 | 0.0 |
| Simple Assault | 0 | 0.0 | 0 | 0.0 |
| Intimidation | 0 | 0.0 | 0 | 0.0 |
| Stalking | 0 | 0.0 | 0 | 0.0 |
| Arson | 0 | 0.0 | 0 | 0.0 |
| Extortion/Blackmail | 0 | 0.0 | 0 | 0.0 |
| Burglary | 0 | 0.0 | 0 | 0.0 |
| Larceny/Theft Offenses (Total) | 6 | 4.4 | 1 | 16.7 |
| Theft - Pocket-picking | 0 | 0.0 | 0 | 0.0 |
| Theft - Purse Snatching | 0 | 0.0 | 0 | 0.0 |
| Theft - Shoplifting | 0 | 0.0 | 0 | 0.0 |
| Theft From Building | 5 | 3.7 | 1 | 20.0 |
| Theft From Coin Machine | 0 | 0.0 | 0 | 0.0 |
| Theft From Motor Vehicle | 1 | 0.7 | 0 | 0.0 |
| Theft of Motor Vehicle Parts | 0 | 0.0 | 0 | 0.0 |
| Theft - All Other Larceny | 0 | 0.0 | 0 | 0.0 |
| Motor Vehicle Theft | 0 | 0.0 | 0 | 0.0 |
| Counterfeiting/Forgery | 0 | 0.0 | 0 | 0.0 |
| Fraud Offenses (Total) | 0 | 0.0 | 0 | 0.0 |
| Fraud - False Pretenses | 0 | 0.0 | 0 | 0.0 |
| Fraud - Credit Card/ATM | 0 | 0.0 | 0 | 0.0 |
| Fraud - Impersonation | 0 | 0.0 | 0 | 0.0 |
| Fraud - Welfare | 0 | 0.0 | 0 | 0.0 |
| Fraud - Wire | 0 | 0.0 | 0 | 0.0 |
| Embezzlement | 0 | 0.0 | 0 | 0.0 |
| Stolen Property Offenses | 0 | 0.0 | 0 | 0.0 |
| Destruction/Damage/Vandalism | 1 | 0.7 | 0 | 0.0 |
| Drug/Narcotic Violations (Total) | 2 | 1.5 | 2 | 100.0 |
| Drug/Narcotic Violations | 1 | 0.7 | 1 | 100.0 |
| Drug/Narcotic Equipment Violations | 1 | 0.7 | 1 | 100.0 |

| GROUP A OFFENSES | Offense | Rate per 1,000 | Cleared | % Cleared |
|---|----------|----------------|----------|------------|
| Sex Offenses (Nonforcible) (Total) | 0 | 0.0 | 0 | 0.0 |
| Incest | 0 | 0.0 | 0 | 0.0 |
| Statutory Rape | 0 | 0.0 | 0 | 0.0 |
| Pornography/Obscene Material | 0 | 0.0 | 0 | 0.0 |
| Gambling Offenses (Total) | 0 | 0.0 | 0 | 0.0 |
| Gambling - Betting/Wagering | 0 | 0.0 | 0 | 0.0 |
| Gambling - Operating/Promoting | 0 | 0.0 | 0 | 0.0 |
| Gambling - Equipment Violations | 0 | 0.0 | 0 | 0.0 |
| Gambling - Sports Tampering | 0 | 0.0 | 0 | 0.0 |
| Prostitution Offenses (Total) | 0 | 0.0 | 0 | 0.0 |
| Prostitution | 0 | 0.0 | 0 | 0.0 |
| Prostitution Assisting/Promoting | 0 | 0.0 | 0 | 0.0 |
| Bribery | 0 | 0.0 | 0 | 0.0 |
| Weapon Law Violations | 0 | 0.0 | 0 | 0.0 |

| GROUP B OFFENSES | Offenses | Rate per 1,000 |
|-----------------------|----------|----------------|
| Bad Checks | 0 | 0.0 |
| Curfew/Vagrancy | 0 | 0.0 |
| Disorderly Conduct | 0 | 0.0 |
| DUI | 0 | 0.0 |
| Drunkenness | 0 | 0.0 |
| Family-Non Violent | 0 | 0.0 |
| Liquor Law Violations | 0 | 0.0 |
| Peeping Tom | 0 | 0.0 |
| Runaway | 0 | 0.0 |
| Trespass | 0 | 0.0 |
| All Other Offenses | 0 | 0.0 |

| 2010 Fall Term Campus Population | |
|----------------------------------|--------------|
| Undergraduate Enrollment | 898 |
| Graduate Enrollment | 203 |
| Staff Personnel | 131 |
| Faculty Personnel | 125 |
| Security Personnel | 5 |
| Total Campus Population | 1,362 |



Motlow State Community College - 2010

| GROUP A OFFENSES | Offense | Rate per 1,000 | Cleared | % Cleared |
|---|----------|----------------|----------|------------|
| Homicide Offenses (Total) | 0 | 0.0 | 0 | 0.0 |
| Murder | 0 | 0.0 | 0 | 0.0 |
| Negligent Manslaughter | 0 | 0.0 | 0 | 0.0 |
| Kidnaping/Abduction | 0 | 0.0 | 0 | 0.0 |
| Sex Offenses (Forcible) (Total) | 0 | 0.0 | 0 | 0.0 |
| Forcible Rape | 0 | 0.0 | 0 | 0.0 |
| Forcible Sodomy | 0 | 0.0 | 0 | 0.0 |
| Sexual Assault W/Object | 0 | 0.0 | 0 | 0.0 |
| Forcible Fondling | 0 | 0.0 | 0 | 0.0 |
| Robbery | 0 | 0.0 | 0 | 0.0 |
| Assault Offenses (Total) | 0 | 0.0 | 0 | 0.0 |
| Aggravated Assault | 0 | 0.0 | 0 | 0.0 |
| Simple Assault | 0 | 0.0 | 0 | 0.0 |
| Intimidation | 0 | 0.0 | 0 | 0.0 |
| Stalking | 0 | 0.0 | 0 | 0.0 |
| Arson | 0 | 0.0 | 0 | 0.0 |
| Extortion/Blackmail | 0 | 0.0 | 0 | 0.0 |
| Burglary | 0 | 0.0 | 0 | 0.0 |
| Larceny/Theft Offenses (Total) | 1 | 0.2 | 0 | 0.0 |
| Theft - Pocket-picking | 0 | 0.0 | 0 | 0.0 |
| Theft - Purse Snatching | 0 | 0.0 | 0 | 0.0 |
| Theft - Shoplifting | 0 | 0.0 | 0 | 0.0 |
| Theft From Building | 1 | 0.2 | 0 | 0.0 |
| Theft From Coin Machine | 0 | 0.0 | 0 | 0.0 |
| Theft From Motor Vehicle | 0 | 0.0 | 0 | 0.0 |
| Theft of Motor Vehicle Parts | 0 | 0.0 | 0 | 0.0 |
| Theft - All Other Larceny | 0 | 0.0 | 0 | 0.0 |
| Motor Vehicle Theft | 0 | 0.0 | 0 | 0.0 |
| Counterfeiting/Forgery | 0 | 0.0 | 0 | 0.0 |
| Fraud Offenses (Total) | 0 | 0.0 | 0 | 0.0 |
| Fraud - False Pretenses | 0 | 0.0 | 0 | 0.0 |
| Fraud - Credit Card/ATM | 0 | 0.0 | 0 | 0.0 |
| Fraud - Impersonation | 0 | 0.0 | 0 | 0.0 |
| Fraud - Welfare | 0 | 0.0 | 0 | 0.0 |
| Fraud - Wire | 0 | 0.0 | 0 | 0.0 |
| Embezzlement | 0 | 0.0 | 0 | 0.0 |
| Stolen Property Offenses | 0 | 0.0 | 0 | 0.0 |
| Destruction/Damage/Vandalism | 0 | 0.0 | 0 | 0.0 |
| Drug/Narcotic Violations (Total) | 0 | 0.0 | 0 | 0.0 |
| Drug/Narcotic Violations | 0 | 0.0 | 0 | 0.0 |
| Drug/Narcotic Equipment Violations | 0 | 0.0 | 0 | 0.0 |

| GROUP A OFFENSES | Offense | Rate per 1,000 | Cleared | % Cleared |
|---|----------|----------------|----------|------------|
| Sex Offenses (Nonforcible) (Total) | 0 | 0.0 | 0 | 0.0 |
| Incest | 0 | 0.0 | 0 | 0.0 |
| Statutory Rape | 0 | 0.0 | 0 | 0.0 |
| Pornography/Obscene Material | 0 | 0.0 | 0 | 0.0 |
| Gambling Offenses (Total) | 0 | 0.0 | 0 | 0.0 |
| Gambling - Betting/Wagering | 0 | 0.0 | 0 | 0.0 |
| Gambling - Operating/Promoting | 0 | 0.0 | 0 | 0.0 |
| Gambling - Equipment Violations | 0 | 0.0 | 0 | 0.0 |
| Gambling - Sports Tampering | 0 | 0.0 | 0 | 0.0 |
| Prostitution Offenses (Total) | 0 | 0.0 | 0 | 0.0 |
| Prostitution | 0 | 0.0 | 0 | 0.0 |
| Prostitution Assisting/Promoting | 0 | 0.0 | 0 | 0.0 |
| Bribery | 0 | 0.0 | 0 | 0.0 |
| Weapon Law Violations | 0 | 0.0 | 0 | 0.0 |

| GROUP B OFFENSES | Offenses | Rate per 1,000 |
|-----------------------|----------|----------------|
| Bad Checks | 0 | 0.0 |
| Curfew/Vagrancy | 0 | 0.0 |
| Disorderly Conduct | 0 | 0.0 |
| DUI | 0 | 0.0 |
| Drunkenness | 0 | 0.0 |
| Family-Non Violent | 0 | 0.0 |
| Liquor Law Violations | 0 | 0.0 |
| Peeping Tom | 0 | 0.0 |
| Runaway | 0 | 0.0 |
| Trespass | 0 | 0.0 |
| All Other Offenses | 0 | 0.0 |

| 2010 Fall Term Campus Population | |
|----------------------------------|--------------|
| Undergraduate Enrollment | 4,607 |
| Graduate Enrollment | 0 |
| Staff Personnel | 124 |
| Faculty Personnel | 279 |
| Security Personnel | 0 |
| Total Campus Population | 5,010 |



Nashville State Community College - 2010

| GROUP A OFFENSES | Offense | Rate per 1,000 | Cleared | % Cleared |
|---|-----------|----------------|----------|-------------|
| Homicide Offenses (Total) | 0 | 0.0 | 0 | 0.0 |
| Murder | 0 | 0.0 | 0 | 0.0 |
| Negligent Manslaughter | 0 | 0.0 | 0 | 0.0 |
| Kidnaping/Abduction | 0 | 0.0 | 0 | 0.0 |
| Sex Offenses (Forcible) (Total) | 0 | 0.0 | 0 | 0.0 |
| Forcible Rape | 0 | 0.0 | 0 | 0.0 |
| Forcible Sodomy | 0 | 0.0 | 0 | 0.0 |
| Sexual Assault W/Object | 0 | 0.0 | 0 | 0.0 |
| Forcible Fondling | 0 | 0.0 | 0 | 0.0 |
| Robbery | 0 | 0.0 | 0 | 0.0 |
| Assault Offenses (Total) | 7 | 0.9 | 5 | 71.4 |
| Aggravated Assault | 0 | 0.0 | 0 | 0.0 |
| Simple Assault | 2 | 0.2 | 2 | 100.0 |
| Intimidation | 5 | 0.6 | 3 | 60.0 |
| Stalking | 0 | 0.0 | 0 | 0.0 |
| Arson | 0 | 0.0 | 0 | 0.0 |
| Extortion/Blackmail | 0 | 0.0 | 0 | 0.0 |
| Burglary | 1 | 0.1 | 0 | 0.0 |
| Larceny/Theft Offenses (Total) | 33 | 4.1 | 1 | 3.0 |
| Theft - Pocket-picking | 0 | 0.0 | 0 | 0.0 |
| Theft - Purse Snatching | 0 | 0.0 | 0 | 0.0 |
| Theft - Shoplifting | 2 | 0.2 | 0 | 0.0 |
| Theft From Building | 21 | 2.6 | 1 | 4.8 |
| Theft From Coin Machine | 0 | 0.0 | 0 | 0.0 |
| Theft From Motor Vehicle | 2 | 0.2 | 0 | 0.0 |
| Theft of Motor Vehicle Parts | 6 | 0.7 | 0 | 0.0 |
| Theft - All Other Larceny | 2 | 0.2 | 0 | 0.0 |
| Motor Vehicle Theft | 1 | 0.1 | 0 | 0.0 |
| Counterfeiting/Forgery | 0 | 0.0 | 0 | 0.0 |
| Fraud Offenses (Total) | 0 | 0.0 | 0 | 0.0 |
| Fraud - False Pretenses | 0 | 0.0 | 0 | 0.0 |
| Fraud - Credit Card/ATM | 0 | 0.0 | 0 | 0.0 |
| Fraud - Impersonation | 0 | 0.0 | 0 | 0.0 |
| Fraud - Welfare | 0 | 0.0 | 0 | 0.0 |
| Fraud - Wire | 0 | 0.0 | 0 | 0.0 |
| Embezzlement | 0 | 0.0 | 0 | 0.0 |
| Stolen Property Offenses | 0 | 0.0 | 0 | 0.0 |
| Destruction/Damage/Vandalism | 1 | 0.1 | 0 | 0.0 |
| Drug/Narcotic Violations (Total) | 0 | 0.0 | 0 | 0.0 |
| Drug/Narcotic Violations | 0 | 0.0 | 0 | 0.0 |
| Drug/Narcotic Equipment Violations | 0 | 0.0 | 0 | 0.0 |

| GROUP A OFFENSES | Offense | Rate per 1,000 | Cleared | % Cleared |
|---|----------|----------------|----------|------------|
| Sex Offenses (Nonforcible) (Total) | 0 | 0.0 | 0 | 0.0 |
| Incest | 0 | 0.0 | 0 | 0.0 |
| Statutory Rape | 0 | 0.0 | 0 | 0.0 |
| Pornography/Obscene Material | 0 | 0.0 | 0 | 0.0 |
| Gambling Offenses (Total) | 0 | 0.0 | 0 | 0.0 |
| Gambling - Betting/Wagering | 0 | 0.0 | 0 | 0.0 |
| Gambling - Operating/Promoting | 0 | 0.0 | 0 | 0.0 |
| Gambling - Equipment Violations | 0 | 0.0 | 0 | 0.0 |
| Gambling - Sports Tampering | 0 | 0.0 | 0 | 0.0 |
| Prostitution Offenses (Total) | 0 | 0.0 | 0 | 0.0 |
| Prostitution | 0 | 0.0 | 0 | 0.0 |
| Prostitution Assisting/Promoting | 0 | 0.0 | 0 | 0.0 |
| Bribery | 0 | 0.0 | 0 | 0.0 |
| Weapon Law Violations | 0 | 0.0 | 0 | 0.0 |

| GROUP B OFFENSES | Offenses | Rate per 1,000 |
|-----------------------|----------|----------------|
| Bad Checks | 0 | 0.0 |
| Curfew/Vagrancy | 0 | 0.0 |
| Disorderly Conduct | 1 | 0.1 |
| DUI | 0 | 0.0 |
| Drunkenness | 0 | 0.0 |
| Family-Non Violent | 0 | 0.0 |
| Liquor Law Violations | 0 | 0.0 |
| Peeping Tom | 0 | 0.0 |
| Runaway | 0 | 0.0 |
| Trespass | 0 | 0.0 |
| All Other Offenses | 1 | 0.1 |

| 2010 Fall Term Campus Population | |
|----------------------------------|--------------|
| Undergraduate Enrollment | 7,758 |
| Graduate Enrollment | 0 |
| Staff Personnel | 186 |
| Faculty Personnel | 164 |
| Security Personnel | 15 |
| Total Campus Population | 8,123 |



Northeast State Community College - 2010

| GROUP A OFFENSES | Offense | Rate per 1,000 | Cleared | % Cleared |
|---|-----------|----------------|----------|--------------|
| Homicide Offenses (Total) | 0 | 0.0 | 0 | 0.0 |
| Murder | 0 | 0.0 | 0 | 0.0 |
| Negligent Manslaughter | 0 | 0.0 | 0 | 0.0 |
| Kidnaping/Abduction | 0 | 0.0 | 0 | 0.0 |
| Sex Offenses (Forcible) (Total) | 0 | 0.0 | 0 | 0.0 |
| Forcible Rape | 0 | 0.0 | 0 | 0.0 |
| Forcible Sodomy | 0 | 0.0 | 0 | 0.0 |
| Sexual Assault W/Object | 0 | 0.0 | 0 | 0.0 |
| Forcible Fondling | 0 | 0.0 | 0 | 0.0 |
| Robbery | 0 | 0.0 | 0 | 0.0 |
| Assault Offenses (Total) | 2 | 0.3 | 1 | 50.0 |
| Aggravated Assault | 0 | 0.0 | 0 | 0.0 |
| Simple Assault | 1 | 0.2 | 1 | 100.0 |
| Intimidation | 1 | 0.2 | 0 | 0.0 |
| Stalking | 0 | 0.0 | 0 | 0.0 |
| Arson | 0 | 0.0 | 0 | 0.0 |
| Extortion/Blackmail | 0 | 0.0 | 0 | 0.0 |
| Burglary | 1 | 0.2 | 0 | 0.0 |
| Larceny/Theft Offenses (Total) | 17 | 2.6 | 1 | 5.9 |
| Theft - Pocket-picking | 0 | 0.0 | 0 | 0.0 |
| Theft - Purse Snatching | 0 | 0.0 | 0 | 0.0 |
| Theft - Shoplifting | 0 | 0.0 | 0 | 0.0 |
| Theft From Building | 12 | 1.9 | 1 | 8.3 |
| Theft From Coin Machine | 0 | 0.0 | 0 | 0.0 |
| Theft From Motor Vehicle | 4 | 0.6 | 0 | 0.0 |
| Theft of Motor Vehicle Parts | 0 | 0.0 | 0 | 0.0 |
| Theft - All Other Larceny | 1 | 0.2 | 0 | 0.0 |
| Motor Vehicle Theft | 0 | 0.0 | 0 | 0.0 |
| Counterfeiting/Forgery | 0 | 0.0 | 0 | 0.0 |
| Fraud Offenses (Total) | 0 | 0.0 | 0 | 0.0 |
| Fraud - False Pretenses | 0 | 0.0 | 0 | 0.0 |
| Fraud - Credit Card/ATM | 0 | 0.0 | 0 | 0.0 |
| Fraud - Impersonation | 0 | 0.0 | 0 | 0.0 |
| Fraud - Welfare | 0 | 0.0 | 0 | 0.0 |
| Fraud - Wire | 0 | 0.0 | 0 | 0.0 |
| Embezzlement | 0 | 0.0 | 0 | 0.0 |
| Stolen Property Offenses | 0 | 0.0 | 0 | 0.0 |
| Destruction/Damage/Vandalism | 1 | 0.2 | 0 | 0.0 |
| Drug/Narcotic Violations (Total) | 1 | 0.2 | 1 | 100.0 |
| Drug/Narcotic Violations | 1 | 0.2 | 1 | 100.0 |
| Drug/Narcotic Equipment Violations | 0 | 0.0 | 0 | 0.0 |

| GROUP A OFFENSES | Offense | Rate per 1,000 | Cleared | % Cleared |
|---|----------|----------------|----------|------------|
| Sex Offenses (Nonforcible) (Total) | 0 | 0.0 | 0 | 0.0 |
| Incest | 0 | 0.0 | 0 | 0.0 |
| Statutory Rape | 0 | 0.0 | 0 | 0.0 |
| Pornography/Obscene Material | 0 | 0.0 | 0 | 0.0 |
| Gambling Offenses (Total) | 0 | 0.0 | 0 | 0.0 |
| Gambling - Betting/Wagering | 0 | 0.0 | 0 | 0.0 |
| Gambling - Operating/Promoting | 0 | 0.0 | 0 | 0.0 |
| Gambling - Equipment Violations | 0 | 0.0 | 0 | 0.0 |
| Gambling - Sports Tampering | 0 | 0.0 | 0 | 0.0 |
| Prostitution Offenses (Total) | 0 | 0.0 | 0 | 0.0 |
| Prostitution | 0 | 0.0 | 0 | 0.0 |
| Prostitution Assisting/Promoting | 0 | 0.0 | 0 | 0.0 |
| Bribery | 0 | 0.0 | 0 | 0.0 |
| Weapon Law Violations | 0 | 0.0 | 0 | 0.0 |

| GROUP B OFFENSES | Offenses | Rate per 1,000 |
|-----------------------|----------|----------------|
| Bad Checks | 0 | 0.0 |
| Curfew/Vagrancy | 0 | 0.0 |
| Disorderly Conduct | 0 | 0.0 |
| DUI | 0 | 0.0 |
| Drunkenness | 0 | 0.0 |
| Family-Non Violent | 0 | 0.0 |
| Liquor Law Violations | 0 | 0.0 |
| Peeping Tom | 0 | 0.0 |
| Runaway | 0 | 0.0 |
| Trespass | 0 | 0.0 |
| All Other Offenses | 0 | 0.0 |

| 2010 Fall Term Campus Population | |
|----------------------------------|--------------|
| Undergraduate Enrollment | 5,812 |
| Graduate Enrollment | 0 |
| Staff Personnel | 291 |
| Faculty Personnel | 343 |
| Security Personnel | 20 |
| Total Campus Population | 6,466 |



Pellissippi State Community College - 2010

| GROUP A OFFENSES | Offense | Rate per 1,000 | Cleared | % Cleared |
|---|-----------|----------------|----------|------------|
| Homicide Offenses (Total) | 0 | 0.0 | 0 | 0.0 |
| Murder | 0 | 0.0 | 0 | 0.0 |
| Negligent Manslaughter | 0 | 0.0 | 0 | 0.0 |
| Kidnaping/Abduction | 0 | 0.0 | 0 | 0.0 |
| Sex Offenses (Forcible) (Total) | 1 | 0.1 | 0 | 0.0 |
| Forcible Rape | 0 | 0.0 | 0 | 0.0 |
| Forcible Sodomy | 0 | 0.0 | 0 | 0.0 |
| Sexual Assault W/Object | 0 | 0.0 | 0 | 0.0 |
| Forcible Fondling | 1 | 0.1 | 0 | 0.0 |
| Robbery | 0 | 0.0 | 0 | 0.0 |
| Assault Offenses (Total) | 5 | 0.6 | 0 | 0.0 |
| Aggravated Assault | 0 | 0.0 | 0 | 0.0 |
| Simple Assault | 0 | 0.0 | 0 | 0.0 |
| Intimidation | 5 | 0.6 | 0 | 0.0 |
| Stalking | 0 | 0.0 | 0 | 0.0 |
| Arson | 0 | 0.0 | 0 | 0.0 |
| Extortion/Blackmail | 0 | 0.0 | 0 | 0.0 |
| Burglary | 0 | 0.0 | 0 | 0.0 |
| Larceny/Theft Offenses (Total) | 40 | 5.1 | 0 | 0.0 |
| Theft - Pocket-picking | 0 | 0.0 | 0 | 0.0 |
| Theft - Purse Snatching | 0 | 0.0 | 0 | 0.0 |
| Theft - Shoplifting | 0 | 0.0 | 0 | 0.0 |
| Theft From Building | 27 | 3.4 | 0 | 0.0 |
| Theft From Coin Machine | 0 | 0.0 | 0 | 0.0 |
| Theft From Motor Vehicle | 12 | 1.5 | 0 | 0.0 |
| Theft of Motor Vehicle Parts | 1 | 0.1 | 0 | 0.0 |
| Theft - All Other Larceny | 0 | 0.0 | 0 | 0.0 |
| Motor Vehicle Theft | 0 | 0.0 | 0 | 0.0 |
| Counterfeiting/Forgery | 0 | 0.0 | 0 | 0.0 |
| Fraud Offenses (Total) | 1 | 0.1 | 0 | 0.0 |
| Fraud - False Pretenses | 1 | 0.1 | 0 | 0.0 |
| Fraud - Credit Card/ATM | 0 | 0.0 | 0 | 0.0 |
| Fraud - Impersonation | 0 | 0.0 | 0 | 0.0 |
| Fraud - Welfare | 0 | 0.0 | 0 | 0.0 |
| Fraud - Wire | 0 | 0.0 | 0 | 0.0 |
| Embezzlement | 0 | 0.0 | 0 | 0.0 |
| Stolen Property Offenses | 0 | 0.0 | 0 | 0.0 |
| Destruction/Damage/Vandalism | 13 | 1.7 | 0 | 0.0 |
| Drug/Narcotic Violations (Total) | 0 | 0.0 | 0 | 0.0 |
| Drug/Narcotic Violations | 0 | 0.0 | 0 | 0.0 |
| Drug/Narcotic Equipment Violations | 0 | 0.0 | 0 | 0.0 |

| GROUP A OFFENSES | Offense | Rate per 1,000 | Cleared | % Cleared |
|---|----------|----------------|----------|------------|
| Sex Offenses (Nonforcible) (Total) | 0 | 0.0 | 0 | 0.0 |
| Incest | 0 | 0.0 | 0 | 0.0 |
| Statutory Rape | 0 | 0.0 | 0 | 0.0 |
| Pornography/Obscene Material | 0 | 0.0 | 0 | 0.0 |
| Gambling Offenses (Total) | 0 | 0.0 | 0 | 0.0 |
| Gambling - Betting/Wagering | 0 | 0.0 | 0 | 0.0 |
| Gambling - Operating/Promoting | 0 | 0.0 | 0 | 0.0 |
| Gambling - Equipment Violations | 0 | 0.0 | 0 | 0.0 |
| Gambling - Sports Tampering | 0 | 0.0 | 0 | 0.0 |
| Prostitution Offenses (Total) | 0 | 0.0 | 0 | 0.0 |
| Prostitution | 0 | 0.0 | 0 | 0.0 |
| Prostitution Assisting/Promoting | 0 | 0.0 | 0 | 0.0 |
| Bribery | 0 | 0.0 | 0 | 0.0 |
| Weapon Law Violations | 0 | 0.0 | 0 | 0.0 |

| GROUP B OFFENSES | Offenses | Rate per 1,000 |
|-----------------------|----------|----------------|
| Bad Checks | 0 | 0.0 |
| Curfew/Vagrancy | 0 | 0.0 |
| Disorderly Conduct | 0 | 0.0 |
| DUI | 0 | 0.0 |
| Drunkenness | 0 | 0.0 |
| Family-Non Violent | 0 | 0.0 |
| Liquor Law Violations | 0 | 0.0 |
| Peeping Tom | 0 | 0.0 |
| Runaway | 0 | 0.0 |
| Trespass | 0 | 0.0 |
| All Other Offenses | 2 | 0.3 |

| 2010 Fall Term Campus Population | |
|----------------------------------|--------------|
| Undergraduate Enrollment | 6,683 |
| Graduate Enrollment | 0 |
| Staff Personnel | 578 |
| Faculty Personnel | 568 |
| Security Personnel | 26 |
| Total Campus Population | 7,855 |



Pentecostal Theological Seminary - 2010

| GROUP A OFFENSES | Offense | Rate per 1,000 | Cleared | % Cleared |
|---|----------|----------------|----------|------------|
| Homicide Offenses (Total) | 0 | 0.0 | 0 | 0.0 |
| Murder | 0 | 0.0 | 0 | 0.0 |
| Negligent Manslaughter | 0 | 0.0 | 0 | 0.0 |
| Kidnaping/Abduction | 0 | 0.0 | 0 | 0.0 |
| Sex Offenses (Forcible) (Total) | 0 | 0.0 | 0 | 0.0 |
| Forcible Rape | 0 | 0.0 | 0 | 0.0 |
| Forcible Sodomy | 0 | 0.0 | 0 | 0.0 |
| Sexual Assault W/Object | 0 | 0.0 | 0 | 0.0 |
| Forcible Fondling | 0 | 0.0 | 0 | 0.0 |
| Robbery | 0 | 0.0 | 0 | 0.0 |
| Assault Offenses (Total) | 0 | 0.0 | 0 | 0.0 |
| Aggravated Assault | 0 | 0.0 | 0 | 0.0 |
| Simple Assault | 0 | 0.0 | 0 | 0.0 |
| Intimidation | 0 | 0.0 | 0 | 0.0 |
| Stalking | 0 | 0.0 | 0 | 0.0 |
| Arson | 0 | 0.0 | 0 | 0.0 |
| Extortion/Blackmail | 0 | 0.0 | 0 | 0.0 |
| Burglary | 0 | 0.0 | 0 | 0.0 |
| Larceny/Theft Offenses (Total) | 0 | 0.0 | 0 | 0.0 |
| Theft - Pocket-picking | 0 | 0.0 | 0 | 0.0 |
| Theft - Purse Snatching | 0 | 0.0 | 0 | 0.0 |
| Theft - Shoplifting | 0 | 0.0 | 0 | 0.0 |
| Theft From Building | 0 | 0.0 | 0 | 0.0 |
| Theft From Coin Machine | 0 | 0.0 | 0 | 0.0 |
| Theft From Motor Vehicle | 0 | 0.0 | 0 | 0.0 |
| Theft of Motor Vehicle Parts | 0 | 0.0 | 0 | 0.0 |
| Theft - All Other Larceny | 0 | 0.0 | 0 | 0.0 |
| Motor Vehicle Theft | 0 | 0.0 | 0 | 0.0 |
| Counterfeiting/Forgery | 0 | 0.0 | 0 | 0.0 |
| Fraud Offenses (Total) | 0 | 0.0 | 0 | 0.0 |
| Fraud - False Pretenses | 0 | 0.0 | 0 | 0.0 |
| Fraud - Credit Card/ATM | 0 | 0.0 | 0 | 0.0 |
| Fraud - Impersonation | 0 | 0.0 | 0 | 0.0 |
| Fraud - Welfare | 0 | 0.0 | 0 | 0.0 |
| Fraud - Wire | 0 | 0.0 | 0 | 0.0 |
| Embezzlement | 0 | 0.0 | 0 | 0.0 |
| Stolen Property Offenses | 0 | 0.0 | 0 | 0.0 |
| Destruction/Damage/Vandalism | 0 | 0.0 | 0 | 0.0 |
| Drug/Narcotic Violations (Total) | 0 | 0.0 | 0 | 0.0 |
| Drug/Narcotic Violations | 0 | 0.0 | 0 | 0.0 |
| Drug/Narcotic Equipment Violations | 0 | 0.0 | 0 | 0.0 |

| GROUP A OFFENSES | Offense | Rate per 1,000 | Cleared | % Cleared |
|---|----------|----------------|----------|------------|
| Sex Offenses (Nonforcible) (Total) | 0 | 0.0 | 0 | 0.0 |
| Incest | 0 | 0.0 | 0 | 0.0 |
| Statutory Rape | 0 | 0.0 | 0 | 0.0 |
| Pornography/Obscene Material | 0 | 0.0 | 0 | 0.0 |
| Gambling Offenses (Total) | 0 | 0.0 | 0 | 0.0 |
| Gambling - Betting/Wagering | 0 | 0.0 | 0 | 0.0 |
| Gambling - Operating/Promoting | 0 | 0.0 | 0 | 0.0 |
| Gambling - Equipment Violations | 0 | 0.0 | 0 | 0.0 |
| Gambling - Sports Tampering | 0 | 0.0 | 0 | 0.0 |
| Prostitution Offenses (Total) | 0 | 0.0 | 0 | 0.0 |
| Prostitution | 0 | 0.0 | 0 | 0.0 |
| Prostitution Assisting/Promoting | 0 | 0.0 | 0 | 0.0 |
| Bribery | 0 | 0.0 | 0 | 0.0 |
| Weapon Law Violations | 0 | 0.0 | 0 | 0.0 |

| GROUP B OFFENSES | Offenses | Rate per 1,000 |
|-----------------------|----------|----------------|
| Bad Checks | 0 | 0.0 |
| Curfew/Vagrancy | 0 | 0.0 |
| Disorderly Conduct | 0 | 0.0 |
| DUI | 0 | 0.0 |
| Drunkenness | 0 | 0.0 |
| Family-Non Violent | 0 | 0.0 |
| Liquor Law Violations | 0 | 0.0 |
| Peeping Tom | 0 | 0.0 |
| Runaway | 0 | 0.0 |
| Trespass | 0 | 0.0 |
| All Other Offenses | 0 | 0.0 |

| 2010 Fall Term Campus Population | |
|----------------------------------|------------|
| Undergraduate Enrollment | 0 |
| Graduate Enrollment | 178 |
| Staff Personnel | 19 |
| Faculty Personnel | 32 |
| Security Personnel | 4 |
| Total Campus Population | 233 |



Rhodes College - 2010

| GROUP A OFFENSES | Offense | Rate per 1,000 | Cleared | % Cleared |
|---|-----------|----------------|----------|--------------|
| Homicide Offenses (Total) | 0 | 0.0 | 0 | 0.0 |
| Murder | 0 | 0.0 | 0 | 0.0 |
| Negligent Manslaughter | 0 | 0.0 | 0 | 0.0 |
| Kidnaping/Abduction | 0 | 0.0 | 0 | 0.0 |
| Sex Offenses (Forcible) (Total) | 0 | 0.0 | 0 | 0.0 |
| Forcible Rape | 0 | 0.0 | 0 | 0.0 |
| Forcible Sodomy | 0 | 0.0 | 0 | 0.0 |
| Sexual Assault W/Object | 0 | 0.0 | 0 | 0.0 |
| Forcible Fondling | 0 | 0.0 | 0 | 0.0 |
| Robbery | 0 | 0.0 | 0 | 0.0 |
| Assault Offenses (Total) | 1 | 0.5 | 1 | 100.0 |
| Aggravated Assault | 0 | 0.0 | 0 | 0.0 |
| Simple Assault | 1 | 0.5 | 1 | 100.0 |
| Intimidation | 0 | 0.0 | 0 | 0.0 |
| Stalking | 0 | 0.0 | 0 | 0.0 |
| Arson | 0 | 0.0 | 0 | 0.0 |
| Extortion/Blackmail | 0 | 0.0 | 0 | 0.0 |
| Burglary | 3 | 1.4 | 1 | 33.3 |
| Larceny/Theft Offenses (Total) | 69 | 31.2 | 7 | 10.1 |
| Theft - Pocket-picking | 0 | 0.0 | 0 | 0.0 |
| Theft - Purse Snatching | 0 | 0.0 | 0 | 0.0 |
| Theft - Shoplifting | 0 | 0.0 | 0 | 0.0 |
| Theft From Building | 45 | 20.3 | 6 | 13.3 |
| Theft From Coin Machine | 1 | 0.5 | 0 | 0.0 |
| Theft From Motor Vehicle | 0 | 0.0 | 0 | 0.0 |
| Theft of Motor Vehicle Parts | 0 | 0.0 | 0 | 0.0 |
| Theft - All Other Larceny | 23 | 10.4 | 1 | 4.3 |
| Motor Vehicle Theft | 0 | 0.0 | 0 | 0.0 |
| Counterfeiting/Forgery | 0 | 0.0 | 0 | 0.0 |
| Fraud Offenses (Total) | 0 | 0.0 | 0 | 0.0 |
| Fraud - False Pretenses | 0 | 0.0 | 0 | 0.0 |
| Fraud - Credit Card/ATM | 0 | 0.0 | 0 | 0.0 |
| Fraud - Impersonation | 0 | 0.0 | 0 | 0.0 |
| Fraud - Welfare | 0 | 0.0 | 0 | 0.0 |
| Fraud - Wire | 0 | 0.0 | 0 | 0.0 |
| Embezzlement | 0 | 0.0 | 0 | 0.0 |
| Stolen Property Offenses | 0 | 0.0 | 0 | 0.0 |
| Destruction/Damage/Vandalism | 3 | 1.4 | 0 | 0.0 |
| Drug/Narcotic Violations (Total) | 5 | 2.3 | 5 | 100.0 |
| Drug/Narcotic Violations | 3 | 1.4 | 3 | 100.0 |
| Drug/Narcotic Equipment Violations | 2 | 0.9 | 2 | 100.0 |

| GROUP A OFFENSES | Offense | Rate per 1,000 | Cleared | % Cleared |
|---|----------|----------------|----------|------------|
| Sex Offenses (Nonforcible) (Total) | 0 | 0.0 | 0 | 0.0 |
| Incest | 0 | 0.0 | 0 | 0.0 |
| Statutory Rape | 0 | 0.0 | 0 | 0.0 |
| Pornography/Obscene Material | 0 | 0.0 | 0 | 0.0 |
| Gambling Offenses (Total) | 0 | 0.0 | 0 | 0.0 |
| Gambling - Betting/Wagering | 0 | 0.0 | 0 | 0.0 |
| Gambling - Operating/Promoting | 0 | 0.0 | 0 | 0.0 |
| Gambling - Equipment Violations | 0 | 0.0 | 0 | 0.0 |
| Gambling - Sports Tampering | 0 | 0.0 | 0 | 0.0 |
| Prostitution Offenses (Total) | 0 | 0.0 | 0 | 0.0 |
| Prostitution | 0 | 0.0 | 0 | 0.0 |
| Prostitution Assisting/Promoting | 0 | 0.0 | 0 | 0.0 |
| Bribery | 0 | 0.0 | 0 | 0.0 |
| Weapon Law Violations | 0 | 0.0 | 0 | 0.0 |

| GROUP B OFFENSES | Offenses | Rate per 1,000 |
|-----------------------|----------|----------------|
| Bad Checks | 0 | 0.0 |
| Curfew/Vagrancy | 0 | 0.0 |
| Disorderly Conduct | 0 | 0.0 |
| DUI | 1 | 0.5 |
| Drunkenness | 1 | 0.5 |
| Family-Non Violent | 0 | 0.0 |
| Liquor Law Violations | 64 | 28.9 |
| Peeping Tom | 0 | 0.0 |
| Runaway | 0 | 0.0 |
| Trespass | 0 | 0.0 |
| All Other Offenses | 6 | 2.7 |

| 2010 Fall Term Campus Population | |
|----------------------------------|--------------|
| Undergraduate Enrollment | 1,706 |
| Graduate Enrollment | 18 |
| Staff Personnel | 263 |
| Faculty Personnel | 199 |
| Security Personnel | 27 |
| Total Campus Population | 2,213 |



Roane State Community College - 2010

| GROUP A OFFENSES | Offense | Rate per 1,000 | Cleared | % Cleared |
|---|----------|----------------|----------|-------------|
| Homicide Offenses (Total) | 0 | 0.0 | 0 | 0.0 |
| Murder | 0 | 0.0 | 0 | 0.0 |
| Negligent Manslaughter | 0 | 0.0 | 0 | 0.0 |
| Kidnaping/Abduction | 0 | 0.0 | 0 | 0.0 |
| Sex Offenses (Forcible) (Total) | 0 | 0.0 | 0 | 0.0 |
| Forcible Rape | 0 | 0.0 | 0 | 0.0 |
| Forcible Sodomy | 0 | 0.0 | 0 | 0.0 |
| Sexual Assault W/Object | 0 | 0.0 | 0 | 0.0 |
| Forcible Fondling | 0 | 0.0 | 0 | 0.0 |
| Robbery | 0 | 0.0 | 0 | 0.0 |
| Assault Offenses (Total) | 2 | 0.4 | 0 | 0.0 |
| Aggravated Assault | 0 | 0.0 | 0 | 0.0 |
| Simple Assault | 0 | 0.0 | 0 | 0.0 |
| Intimidation | 1 | 0.2 | 0 | 0.0 |
| Stalking | 1 | 0.2 | 0 | 0.0 |
| Arson | 0 | 0.0 | 0 | 0.0 |
| Extortion/Blackmail | 0 | 0.0 | 0 | 0.0 |
| Burglary | 0 | 0.0 | 0 | 0.0 |
| Larceny/Theft Offenses (Total) | 7 | 1.5 | 0 | 0.0 |
| Theft - Pocket-picking | 0 | 0.0 | 0 | 0.0 |
| Theft - Purse Snatching | 0 | 0.0 | 0 | 0.0 |
| Theft - Shoplifting | 0 | 0.0 | 0 | 0.0 |
| Theft From Building | 4 | 0.8 | 0 | 0.0 |
| Theft From Coin Machine | 0 | 0.0 | 0 | 0.0 |
| Theft From Motor Vehicle | 2 | 0.4 | 0 | 0.0 |
| Theft of Motor Vehicle Parts | 0 | 0.0 | 0 | 0.0 |
| Theft - All Other Larceny | 1 | 0.2 | 0 | 0.0 |
| Motor Vehicle Theft | 1 | 0.2 | 0 | 0.0 |
| Counterfeiting/Forgery | 0 | 0.0 | 0 | 0.0 |
| Fraud Offenses (Total) | 0 | 0.0 | 0 | 0.0 |
| Fraud - False Pretenses | 0 | 0.0 | 0 | 0.0 |
| Fraud - Credit Card/ATM | 0 | 0.0 | 0 | 0.0 |
| Fraud - Impersonation | 0 | 0.0 | 0 | 0.0 |
| Fraud - Welfare | 0 | 0.0 | 0 | 0.0 |
| Fraud - Wire | 0 | 0.0 | 0 | 0.0 |
| Embezzlement | 0 | 0.0 | 0 | 0.0 |
| Stolen Property Offenses | 0 | 0.0 | 0 | 0.0 |
| Destruction/Damage/Vandalism | 1 | 0.2 | 0 | 0.0 |
| Drug/Narcotic Violations (Total) | 2 | 0.4 | 1 | 50.0 |
| Drug/Narcotic Violations | 2 | 0.4 | 1 | 50.0 |
| Drug/Narcotic Equipment Violations | 0 | 0.0 | 0 | 0.0 |

| GROUP A OFFENSES | Offense | Rate per 1,000 | Cleared | % Cleared |
|---|----------|----------------|----------|------------|
| Sex Offenses (Nonforcible) (Total) | 0 | 0.0 | 0 | 0.0 |
| Incest | 0 | 0.0 | 0 | 0.0 |
| Statutory Rape | 0 | 0.0 | 0 | 0.0 |
| Pornography/Obscene Material | 0 | 0.0 | 0 | 0.0 |
| Gambling Offenses (Total) | 0 | 0.0 | 0 | 0.0 |
| Gambling - Betting/Wagering | 0 | 0.0 | 0 | 0.0 |
| Gambling - Operating/Promoting | 0 | 0.0 | 0 | 0.0 |
| Gambling - Equipment Violations | 0 | 0.0 | 0 | 0.0 |
| Gambling - Sports Tampering | 0 | 0.0 | 0 | 0.0 |
| Prostitution Offenses (Total) | 0 | 0.0 | 0 | 0.0 |
| Prostitution | 0 | 0.0 | 0 | 0.0 |
| Prostitution Assisting/Promoting | 0 | 0.0 | 0 | 0.0 |
| Bribery | 0 | 0.0 | 0 | 0.0 |
| Weapon Law Violations | 0 | 0.0 | 0 | 0.0 |

| GROUP B OFFENSES | Offenses | Rate per 1,000 |
|-----------------------|----------|----------------|
| Bad Checks | 0 | 0.0 |
| Curfew/Vagrancy | 0 | 0.0 |
| Disorderly Conduct | 0 | 0.0 |
| DUI | 0 | 0.0 |
| Drunkenness | 0 | 0.0 |
| Family-Non Violent | 0 | 0.0 |
| Liquor Law Violations | 0 | 0.0 |
| Peeping Tom | 0 | 0.0 |
| Runaway | 0 | 0.0 |
| Trespass | 1 | 0.2 |
| All Other Offenses | 0 | 0.0 |

| 2010 Fall Term Campus Population | |
|----------------------------------|--------------|
| Undergraduate Enrollment | 4,378 |
| Graduate Enrollment | 0 |
| Staff Personnel | 219 |
| Faculty Personnel | 157 |
| Security Personnel | 8 |
| Total Campus Population | 4,762 |



Southern Adventist University - 2010

| GROUP A OFFENSES | Offense | Rate per 1,000 | Cleared | % Cleared |
|---|-----------|----------------|----------|-------------|
| Homicide Offenses (Total) | 0 | 0.0 | 0 | 0.0 |
| Murder | 0 | 0.0 | 0 | 0.0 |
| Negligent Manslaughter | 0 | 0.0 | 0 | 0.0 |
| Kidnaping/Abduction | 0 | 0.0 | 0 | 0.0 |
| Sex Offenses (Forcible) (Total) | 0 | 0.0 | 0 | 0.0 |
| Forcible Rape | 0 | 0.0 | 0 | 0.0 |
| Forcible Sodomy | 0 | 0.0 | 0 | 0.0 |
| Sexual Assault W/Object | 0 | 0.0 | 0 | 0.0 |
| Forcible Fondling | 0 | 0.0 | 0 | 0.0 |
| Robbery | 0 | 0.0 | 0 | 0.0 |
| Assault Offenses (Total) | 15 | 3.9 | 2 | 13.3 |
| Aggravated Assault | 0 | 0.0 | 0 | 0.0 |
| Simple Assault | 1 | 0.3 | 1 | 100.0 |
| Intimidation | 13 | 3.4 | 1 | 7.7 |
| Stalking | 1 | 0.3 | 0 | 0.0 |
| Arson | 0 | 0.0 | 0 | 0.0 |
| Extortion/Blackmail | 0 | 0.0 | 0 | 0.0 |
| Burglary | 2 | 0.5 | 0 | 0.0 |
| Larceny/Theft Offenses (Total) | 24 | 6.3 | 0 | 0.0 |
| Theft - Pocket-picking | 0 | 0.0 | 0 | 0.0 |
| Theft - Purse Snatching | 0 | 0.0 | 0 | 0.0 |
| Theft - Shoplifting | 0 | 0.0 | 0 | 0.0 |
| Theft From Building | 13 | 3.4 | 0 | 0.0 |
| Theft From Coin Machine | 1 | 0.3 | 0 | 0.0 |
| Theft From Motor Vehicle | 0 | 0.0 | 0 | 0.0 |
| Theft of Motor Vehicle Parts | 1 | 0.3 | 0 | 0.0 |
| Theft - All Other Larceny | 9 | 2.4 | 0 | 0.0 |
| Motor Vehicle Theft | 0 | 0.0 | 0 | 0.0 |
| Counterfeiting/Forgery | 0 | 0.0 | 0 | 0.0 |
| Fraud Offenses (Total) | 0 | 0.0 | 0 | 0.0 |
| Fraud - False Pretenses | 0 | 0.0 | 0 | 0.0 |
| Fraud - Credit Card/ATM | 0 | 0.0 | 0 | 0.0 |
| Fraud - Impersonation | 0 | 0.0 | 0 | 0.0 |
| Fraud - Welfare | 0 | 0.0 | 0 | 0.0 |
| Fraud - Wire | 0 | 0.0 | 0 | 0.0 |
| Embezzlement | 0 | 0.0 | 0 | 0.0 |
| Stolen Property Offenses | 0 | 0.0 | 0 | 0.0 |
| Destruction/Damage/Vandalism | 7 | 1.8 | 0 | 0.0 |
| Drug/Narcotic Violations (Total) | 3 | 0.8 | 1 | 33.3 |
| Drug/Narcotic Violations | 2 | 0.5 | 0 | 0.0 |
| Drug/Narcotic Equipment Violations | 1 | 0.3 | 1 | 100.0 |

| GROUP A OFFENSES | Offense | Rate per 1,000 | Cleared | % Cleared |
|---|----------|----------------|----------|------------|
| Sex Offenses (Nonforcible) (Total) | 0 | 0.0 | 0 | 0.0 |
| Incest | 0 | 0.0 | 0 | 0.0 |
| Statutory Rape | 0 | 0.0 | 0 | 0.0 |
| Pornography/Obscene Material | 0 | 0.0 | 0 | 0.0 |
| Gambling Offenses (Total) | 0 | 0.0 | 0 | 0.0 |
| Gambling - Betting/Wagering | 0 | 0.0 | 0 | 0.0 |
| Gambling - Operating/Promoting | 0 | 0.0 | 0 | 0.0 |
| Gambling - Equipment Violations | 0 | 0.0 | 0 | 0.0 |
| Gambling - Sports Tampering | 0 | 0.0 | 0 | 0.0 |
| Prostitution Offenses (Total) | 0 | 0.0 | 0 | 0.0 |
| Prostitution | 0 | 0.0 | 0 | 0.0 |
| Prostitution Assisting/Promoting | 0 | 0.0 | 0 | 0.0 |
| Bribery | 0 | 0.0 | 0 | 0.0 |
| Weapon Law Violations | 0 | 0.0 | 0 | 0.0 |

| GROUP B OFFENSES | Offenses | Rate per 1,000 |
|-----------------------|----------|----------------|
| Bad Checks | 0 | 0.0 |
| Curfew/Vagrancy | 0 | 0.0 |
| Disorderly Conduct | 0 | 0.0 |
| DUI | 1 | 0.3 |
| Drunkenness | 1 | 0.3 |
| Family-Non Violent | 0 | 0.0 |
| Liquor Law Violations | 0 | 0.0 |
| Peeping Tom | 0 | 0.0 |
| Runaway | 0 | 0.0 |
| Trespass | 0 | 0.0 |
| All Other Offenses | 1 | 0.3 |

| 2010 Fall Term Campus Population | |
|----------------------------------|--------------|
| Undergraduate Enrollment | 2,732 |
| Graduate Enrollment | 435 |
| Staff Personnel | 407 |
| Faculty Personnel | 231 |
| Security Personnel | 7 |
| Total Campus Population | 3,812 |



Southern College of Optometry - 2010

| GROUP A OFFENSES | Offense | Rate per 1,000 | Cleared | % Cleared |
|---|----------|----------------|----------|------------|
| Homicide Offenses (Total) | 0 | 0.0 | 0 | 0.0 |
| Murder | 0 | 0.0 | 0 | 0.0 |
| Negligent Manslaughter | 0 | 0.0 | 0 | 0.0 |
| Kidnaping/Abduction | 0 | 0.0 | 0 | 0.0 |
| Sex Offenses (Forcible) (Total) | 0 | 0.0 | 0 | 0.0 |
| Forcible Rape | 0 | 0.0 | 0 | 0.0 |
| Forcible Sodomy | 0 | 0.0 | 0 | 0.0 |
| Sexual Assault W/Object | 0 | 0.0 | 0 | 0.0 |
| Forcible Fondling | 0 | 0.0 | 0 | 0.0 |
| Robbery | 0 | 0.0 | 0 | 0.0 |
| Assault Offenses (Total) | 1 | 1.6 | 0 | 0.0 |
| Aggravated Assault | 0 | 0.0 | 0 | 0.0 |
| Simple Assault | 1 | 1.6 | 0 | 0.0 |
| Intimidation | 0 | 0.0 | 0 | 0.0 |
| Stalking | 0 | 0.0 | 0 | 0.0 |
| Arson | 0 | 0.0 | 0 | 0.0 |
| Extortion/Blackmail | 0 | 0.0 | 0 | 0.0 |
| Burglary | 0 | 0.0 | 0 | 0.0 |
| Larceny/Theft Offenses (Total) | 2 | 3.1 | 0 | 0.0 |
| Theft - Pocket-picking | 0 | 0.0 | 0 | 0.0 |
| Theft - Purse Snatching | 0 | 0.0 | 0 | 0.0 |
| Theft - Shoplifting | 0 | 0.0 | 0 | 0.0 |
| Theft From Building | 2 | 3.1 | 0 | 0.0 |
| Theft From Coin Machine | 0 | 0.0 | 0 | 0.0 |
| Theft From Motor Vehicle | 0 | 0.0 | 0 | 0.0 |
| Theft of Motor Vehicle Parts | 0 | 0.0 | 0 | 0.0 |
| Theft - All Other Larceny | 0 | 0.0 | 0 | 0.0 |
| Motor Vehicle Theft | 0 | 0.0 | 0 | 0.0 |
| Counterfeiting/Forgery | 0 | 0.0 | 0 | 0.0 |
| Fraud Offenses (Total) | 0 | 0.0 | 0 | 0.0 |
| Fraud - False Pretenses | 0 | 0.0 | 0 | 0.0 |
| Fraud - Credit Card/ATM | 0 | 0.0 | 0 | 0.0 |
| Fraud - Impersonation | 0 | 0.0 | 0 | 0.0 |
| Fraud - Welfare | 0 | 0.0 | 0 | 0.0 |
| Fraud - Wire | 0 | 0.0 | 0 | 0.0 |
| Embezzlement | 0 | 0.0 | 0 | 0.0 |
| Stolen Property Offenses | 0 | 0.0 | 0 | 0.0 |
| Destruction/Damage/Vandalism | 0 | 0.0 | 0 | 0.0 |
| Drug/Narcotic Violations (Total) | 0 | 0.0 | 0 | 0.0 |
| Drug/Narcotic Violations | 0 | 0.0 | 0 | 0.0 |
| Drug/Narcotic Equipment Violations | 0 | 0.0 | 0 | 0.0 |

| GROUP A OFFENSES | Offense | Rate per 1,000 | Cleared | % Cleared |
|---|----------|----------------|----------|------------|
| Sex Offenses (Nonforcible) (Total) | 0 | 0.0 | 0 | 0.0 |
| Incest | 0 | 0.0 | 0 | 0.0 |
| Statutory Rape | 0 | 0.0 | 0 | 0.0 |
| Pornography/Obscene Material | 0 | 0.0 | 0 | 0.0 |
| Gambling Offenses (Total) | 0 | 0.0 | 0 | 0.0 |
| Gambling - Betting/Wagering | 0 | 0.0 | 0 | 0.0 |
| Gambling - Operating/Promoting | 0 | 0.0 | 0 | 0.0 |
| Gambling - Equipment Violations | 0 | 0.0 | 0 | 0.0 |
| Gambling - Sports Tampering | 0 | 0.0 | 0 | 0.0 |
| Prostitution Offenses (Total) | 0 | 0.0 | 0 | 0.0 |
| Prostitution | 0 | 0.0 | 0 | 0.0 |
| Prostitution Assisting/Promoting | 0 | 0.0 | 0 | 0.0 |
| Bribery | 0 | 0.0 | 0 | 0.0 |
| Weapon Law Violations | 0 | 0.0 | 0 | 0.0 |

| GROUP B OFFENSES | Offenses | Rate per 1,000 |
|-----------------------|----------|----------------|
| Bad Checks | 0 | 0.0 |
| Curfew/Vagrancy | 0 | 0.0 |
| Disorderly Conduct | 0 | 0.0 |
| DUI | 0 | 0.0 |
| Drunkenness | 0 | 0.0 |
| Family-Non Violent | 0 | 0.0 |
| Liquor Law Violations | 0 | 0.0 |
| Peeping Tom | 0 | 0.0 |
| Runaway | 0 | 0.0 |
| Trespass | 0 | 0.0 |
| All Other Offenses | 0 | 0.0 |

| 2010 Fall Term Campus Population | |
|----------------------------------|------------|
| Undergraduate Enrollment | 0 |
| Graduate Enrollment | 480 |
| Staff Personnel | 100 |
| Faculty Personnel | 49 |
| Security Personnel | 14 |
| Total Campus Population | 643 |



Southwest Tennessee Community College - 2010

| GROUP A OFFENSES | Offense | Rate per 1,000 | Cleared | % Cleared |
|---|-----------|----------------|----------|-------------|
| Homicide Offenses (Total) | 0 | 0.0 | 0 | 0.0 |
| Murder | 0 | 0.0 | 0 | 0.0 |
| Negligent Manslaughter | 0 | 0.0 | 0 | 0.0 |
| Kidnaping/Abduction | 0 | 0.0 | 0 | 0.0 |
| Sex Offenses (Forcible) (Total) | 0 | 0.0 | 0 | 0.0 |
| Forcible Rape | 0 | 0.0 | 0 | 0.0 |
| Forcible Sodomy | 0 | 0.0 | 0 | 0.0 |
| Sexual Assault W/Object | 0 | 0.0 | 0 | 0.0 |
| Forcible Fondling | 0 | 0.0 | 0 | 0.0 |
| Robbery | 1 | 0.1 | 0 | 0.0 |
| Assault Offenses (Total) | 7 | 0.5 | 2 | 28.6 |
| Aggravated Assault | 1 | 0.1 | 0 | 0.0 |
| Simple Assault | 1 | 0.1 | 1 | 100.0 |
| Intimidation | 5 | 0.3 | 1 | 20.0 |
| Stalking | 0 | 0.0 | 0 | 0.0 |
| Arson | 0 | 0.0 | 0 | 0.0 |
| Extortion/Blackmail | 0 | 0.0 | 0 | 0.0 |
| Burglary | 0 | 0.0 | 0 | 0.0 |
| Larceny/Theft Offenses (Total) | 39 | 2.7 | 1 | 2.6 |
| Theft - Pocket-picking | 0 | 0.0 | 0 | 0.0 |
| Theft - Purse Snatching | 0 | 0.0 | 0 | 0.0 |
| Theft - Shoplifting | 0 | 0.0 | 0 | 0.0 |
| Theft From Building | 31 | 2.1 | 1 | 3.2 |
| Theft From Coin Machine | 0 | 0.0 | 0 | 0.0 |
| Theft From Motor Vehicle | 4 | 0.3 | 0 | 0.0 |
| Theft of Motor Vehicle Parts | 3 | 0.2 | 0 | 0.0 |
| Theft - All Other Larceny | 1 | 0.1 | 0 | 0.0 |
| Motor Vehicle Theft | 0 | 0.0 | 0 | 0.0 |
| Counterfeiting/Forgery | 0 | 0.0 | 0 | 0.0 |
| Fraud Offenses (Total) | 0 | 0.0 | 0 | 0.0 |
| Fraud - False Pretenses | 0 | 0.0 | 0 | 0.0 |
| Fraud - Credit Card/ATM | 0 | 0.0 | 0 | 0.0 |
| Fraud - Impersonation | 0 | 0.0 | 0 | 0.0 |
| Fraud - Welfare | 0 | 0.0 | 0 | 0.0 |
| Fraud - Wire | 0 | 0.0 | 0 | 0.0 |
| Embezzlement | 1 | 0.1 | 0 | 0.0 |
| Stolen Property Offenses | 0 | 0.0 | 0 | 0.0 |
| Destruction/Damage/Vandalism | 7 | 0.5 | 0 | 0.0 |
| Drug/Narcotic Violations (Total) | 1 | 0.1 | 0 | 0.0 |
| Drug/Narcotic Violations | 1 | 0.1 | 0 | 0.0 |
| Drug/Narcotic Equipment Violations | 0 | 0.0 | 0 | 0.0 |

| GROUP A OFFENSES | Offense | Rate per 1,000 | Cleared | % Cleared |
|---|----------|----------------|----------|------------|
| Sex Offenses (Nonforcible) (Total) | 0 | 0.0 | 0 | 0.0 |
| Incest | 0 | 0.0 | 0 | 0.0 |
| Statutory Rape | 0 | 0.0 | 0 | 0.0 |
| Pornography/Obscene Material | 0 | 0.0 | 0 | 0.0 |
| Gambling Offenses (Total) | 0 | 0.0 | 0 | 0.0 |
| Gambling - Betting/Wagering | 0 | 0.0 | 0 | 0.0 |
| Gambling - Operating/Promoting | 0 | 0.0 | 0 | 0.0 |
| Gambling - Equipment Violations | 0 | 0.0 | 0 | 0.0 |
| Gambling - Sports Tampering | 0 | 0.0 | 0 | 0.0 |
| Prostitution Offenses (Total) | 0 | 0.0 | 0 | 0.0 |
| Prostitution | 0 | 0.0 | 0 | 0.0 |
| Prostitution Assisting/Promoting | 0 | 0.0 | 0 | 0.0 |
| Bribery | 0 | 0.0 | 0 | 0.0 |
| Weapon Law Violations | 0 | 0.0 | 0 | 0.0 |

| GROUP B OFFENSES | Offenses | Rate per 1,000 |
|-----------------------|----------|----------------|
| Bad Checks | 0 | 0.0 |
| Curfew/Vagrancy | 0 | 0.0 |
| Disorderly Conduct | 1 | 0.1 |
| DUI | 0 | 0.0 |
| Drunkenness | 0 | 0.0 |
| Family-Non Violent | 0 | 0.0 |
| Liquor Law Violations | 0 | 0.0 |
| Peeping Tom | 0 | 0.0 |
| Runaway | 0 | 0.0 |
| Trespass | 0 | 0.0 |
| All Other Offenses | 0 | 0.0 |

| 2010 Fall Term Campus Population | |
|----------------------------------|---------------|
| Undergraduate Enrollment | 13,344 |
| Graduate Enrollment | 0 |
| Staff Personnel | 407 |
| Faculty Personnel | 682 |
| Security Personnel | 31 |
| Total Campus Population | 14,464 |



Tennessee State University - 2010

| GROUP A OFFENSES | Offense | Rate per 1,000 | Cleared | % Cleared |
|---|------------|----------------|-----------|--------------|
| Homicide Offenses (Total) | 0 | 0.0 | 0 | 0.0 |
| Murder | 0 | 0.0 | 0 | 0.0 |
| Negligent Manslaughter | 0 | 0.0 | 0 | 0.0 |
| Kidnaping/Abduction | 0 | 0.0 | 0 | 0.0 |
| Sex Offenses (Forcible) (Total) | 3 | 0.3 | 2 | 66.7 |
| Forcible Rape | 2 | 0.2 | 2 | 100.0 |
| Forcible Sodomy | 0 | 0.0 | 0 | 0.0 |
| Sexual Assault W/Object | 0 | 0.0 | 0 | 0.0 |
| Forcible Fondling | 1 | 0.1 | 0 | 0.0 |
| Robbery | 11 | 1.2 | 4 | 36.4 |
| Assault Offenses (Total) | 74 | 8.3 | 35 | 47.3 |
| Aggravated Assault | 9 | 1.0 | 5 | 55.6 |
| Simple Assault | 32 | 3.6 | 21 | 65.6 |
| Intimidation | 32 | 3.6 | 8 | 25.0 |
| Stalking | 1 | 0.1 | 1 | 100.0 |
| Arson | 2 | 0.2 | 0 | 0.0 |
| Extortion/Blackmail | 1 | 0.1 | 1 | 100.0 |
| Burglary | 4 | 0.4 | 2 | 50.0 |
| Larceny/Theft Offenses (Total) | 143 | 16.1 | 2 | 1.4 |
| Theft - Pocket-picking | 0 | 0.0 | 0 | 0.0 |
| Theft - Purse Snatching | 0 | 0.0 | 0 | 0.0 |
| Theft - Shoplifting | 0 | 0.0 | 0 | 0.0 |
| Theft From Building | 115 | 12.9 | 2 | 1.7 |
| Theft From Coin Machine | 0 | 0.0 | 0 | 0.0 |
| Theft From Motor Vehicle | 17 | 1.9 | 0 | 0.0 |
| Theft of Motor Vehicle Parts | 2 | 0.2 | 0 | 0.0 |
| Theft - All Other Larceny | 9 | 1.0 | 0 | 0.0 |
| Motor Vehicle Theft | 6 | 0.7 | 0 | 0.0 |
| Counterfeiting/Forgery | 1 | 0.1 | 0 | 0.0 |
| Fraud Offenses (Total) | 6 | 0.7 | 0 | 0.0 |
| Fraud - False Pretenses | 1 | 0.1 | 0 | 0.0 |
| Fraud - Credit Card/ATM | 4 | 0.4 | 0 | 0.0 |
| Fraud - Impersonation | 0 | 0.0 | 0 | 0.0 |
| Fraud - Welfare | 1 | 0.1 | 0 | 0.0 |
| Fraud - Wire | 0 | 0.0 | 0 | 0.0 |
| Embezzlement | 0 | 0.0 | 0 | 0.0 |
| Stolen Property Offenses | 0 | 0.0 | 0 | 0.0 |
| Destruction/Damage/Vandalism | 30 | 3.4 | 2 | 6.7 |
| Drug/Narcotic Violations (Total) | 47 | 5.3 | 43 | 91.5 |
| Drug/Narcotic Violations | 42 | 4.7 | 38 | 90.5 |
| Drug/Narcotic Equipment Violations | 5 | 0.6 | 5 | 100.0 |

| GROUP A OFFENSES | Offense | Rate per 1,000 | Cleared | % Cleared |
|---|----------|----------------|----------|-------------|
| Sex Offenses (Nonforcible) (Total) | 0 | 0.0 | 0 | 0.0 |
| Incest | 0 | 0.0 | 0 | 0.0 |
| Statutory Rape | 0 | 0.0 | 0 | 0.0 |
| Pornography/Obscene Material | 0 | 0.0 | 0 | 0.0 |
| Gambling Offenses (Total) | 0 | 0.0 | 0 | 0.0 |
| Gambling - Betting/Wagering | 0 | 0.0 | 0 | 0.0 |
| Gambling - Operating/Promoting | 0 | 0.0 | 0 | 0.0 |
| Gambling - Equipment Violations | 0 | 0.0 | 0 | 0.0 |
| Gambling - Sports Tampering | 0 | 0.0 | 0 | 0.0 |
| Prostitution Offenses (Total) | 0 | 0.0 | 0 | 0.0 |
| Prostitution | 0 | 0.0 | 0 | 0.0 |
| Prostitution Assisting/Promoting | 0 | 0.0 | 0 | 0.0 |
| Bribery | 0 | 0.0 | 0 | 0.0 |
| Weapon Law Violations | 9 | 1.0 | 7 | 77.8 |

| GROUP B OFFENSES | Offenses | Rate per 1,000 |
|-----------------------|----------|----------------|
| Bad Checks | 0 | 0.0 |
| Curfew/Vagrancy | 5 | 0.6 |
| Disorderly Conduct | 32 | 3.6 |
| DUI | 2 | 0.2 |
| Drunkenness | 3 | 0.3 |
| Family-Non Violent | 0 | 0.0 |
| Liquor Law Violations | 17 | 1.9 |
| Peeping Tom | 0 | 0.0 |
| Runaway | 0 | 0.0 |
| Trespass | 19 | 2.1 |
| All Other Offenses | 76 | 8.5 |

| 2010 Fall Term Campus Population | |
|----------------------------------|--------------|
| Undergraduate Enrollment | 5,875 |
| Graduate Enrollment | 1,245 |
| Staff Personnel | 1,132 |
| Faculty Personnel | 581 |
| Security Personnel | 65 |
| Total Campus Population | 8,898 |



Tennessee Technology Center at Athens - 2010

| GROUP A OFFENSES | Offense | Rate per 1,000 | Cleared | % Cleared |
|---|----------|----------------|----------|------------|
| Homicide Offenses (Total) | 0 | 0.0 | 0 | 0.0 |
| Murder | 0 | 0.0 | 0 | 0.0 |
| Negligent Manslaughter | 0 | 0.0 | 0 | 0.0 |
| Kidnaping/Abduction | 0 | 0.0 | 0 | 0.0 |
| Sex Offenses (Forcible) (Total) | 0 | 0.0 | 0 | 0.0 |
| Forcible Rape | 0 | 0.0 | 0 | 0.0 |
| Forcible Sodomy | 0 | 0.0 | 0 | 0.0 |
| Sexual Assault W/Object | 0 | 0.0 | 0 | 0.0 |
| Forcible Fondling | 0 | 0.0 | 0 | 0.0 |
| Robbery | 0 | 0.0 | 0 | 0.0 |
| Assault Offenses (Total) | 0 | 0.0 | 0 | 0.0 |
| Aggravated Assault | 0 | 0.0 | 0 | 0.0 |
| Simple Assault | 0 | 0.0 | 0 | 0.0 |
| Intimidation | 0 | 0.0 | 0 | 0.0 |
| Stalking | 0 | 0.0 | 0 | 0.0 |
| Arson | 0 | 0.0 | 0 | 0.0 |
| Extortion/Blackmail | 0 | 0.0 | 0 | 0.0 |
| Burglary | 0 | 0.0 | 0 | 0.0 |
| Larceny/Theft Offenses (Total) | 0 | 0.0 | 0 | 0.0 |
| Theft - Pocket-picking | 0 | 0.0 | 0 | 0.0 |
| Theft - Purse Snatching | 0 | 0.0 | 0 | 0.0 |
| Theft - Shoplifting | 0 | 0.0 | 0 | 0.0 |
| Theft From Building | 0 | 0.0 | 0 | 0.0 |
| Theft From Coin Machine | 0 | 0.0 | 0 | 0.0 |
| Theft From Motor Vehicle | 0 | 0.0 | 0 | 0.0 |
| Theft of Motor Vehicle Parts | 0 | 0.0 | 0 | 0.0 |
| Theft - All Other Larceny | 0 | 0.0 | 0 | 0.0 |
| Motor Vehicle Theft | 0 | 0.0 | 0 | 0.0 |
| Counterfeiting/Forgery | 0 | 0.0 | 0 | 0.0 |
| Fraud Offenses (Total) | 0 | 0.0 | 0 | 0.0 |
| Fraud - False Pretenses | 0 | 0.0 | 0 | 0.0 |
| Fraud - Credit Card/ATM | 0 | 0.0 | 0 | 0.0 |
| Fraud - Impersonation | 0 | 0.0 | 0 | 0.0 |
| Fraud - Welfare | 0 | 0.0 | 0 | 0.0 |
| Fraud - Wire | 0 | 0.0 | 0 | 0.0 |
| Embezzlement | 0 | 0.0 | 0 | 0.0 |
| Stolen Property Offenses | 0 | 0.0 | 0 | 0.0 |
| Destruction/Damage/Vandalism | 0 | 0.0 | 0 | 0.0 |
| Drug/Narcotic Violations (Total) | 0 | 0.0 | 0 | 0.0 |
| Drug/Narcotic Violations | 0 | 0.0 | 0 | 0.0 |
| Drug/Narcotic Equipment Violations | 0 | 0.0 | 0 | 0.0 |

| GROUP A OFFENSES | Offense | Rate per 1,000 | Cleared | % Cleared |
|---|----------|----------------|----------|------------|
| Sex Offenses (Nonforcible) (Total) | 0 | 0.0 | 0 | 0.0 |
| Incest | 0 | 0.0 | 0 | 0.0 |
| Statutory Rape | 0 | 0.0 | 0 | 0.0 |
| Pornography/Obscene Material | 0 | 0.0 | 0 | 0.0 |
| Gambling Offenses (Total) | 0 | 0.0 | 0 | 0.0 |
| Gambling - Betting/Wagering | 0 | 0.0 | 0 | 0.0 |
| Gambling - Operating/Promoting | 0 | 0.0 | 0 | 0.0 |
| Gambling - Equipment Violations | 0 | 0.0 | 0 | 0.0 |
| Gambling - Sports Tampering | 0 | 0.0 | 0 | 0.0 |
| Prostitution Offenses (Total) | 0 | 0.0 | 0 | 0.0 |
| Prostitution | 0 | 0.0 | 0 | 0.0 |
| Prostitution Assisting/Promoting | 0 | 0.0 | 0 | 0.0 |
| Bribery | 0 | 0.0 | 0 | 0.0 |
| Weapon Law Violations | 0 | 0.0 | 0 | 0.0 |

| GROUP B OFFENSES | Offenses | Rate per 1,000 |
|-----------------------|----------|----------------|
| Bad Checks | 0 | 0.0 |
| Curfew/Vagrancy | 0 | 0.0 |
| Disorderly Conduct | 0 | 0.0 |
| DUI | 0 | 0.0 |
| Drunkenness | 0 | 0.0 |
| Family-Non Violent | 0 | 0.0 |
| Liquor Law Violations | 0 | 0.0 |
| Peeping Tom | 0 | 0.0 |
| Runaway | 0 | 0.0 |
| Trespass | 0 | 0.0 |
| All Other Offenses | 0 | 0.0 |

| 2010 Fall Term Campus Population | |
|----------------------------------|------------|
| Undergraduate Enrollment | 312 |
| Graduate Enrollment | 0 |
| Staff Personnel | 11 |
| Faculty Personnel | 15 |
| Security Personnel | 0 |
| Total Campus Population | 338 |



Tennessee Technology Center at Covington - 2010

| GROUP A OFFENSES | Offense | Rate per 1,000 | Cleared | % Cleared |
|---|----------|----------------|----------|------------|
| Homicide Offenses (Total) | 0 | 0.0 | 0 | 0.0 |
| Murder | 0 | 0.0 | 0 | 0.0 |
| Negligent Manslaughter | 0 | 0.0 | 0 | 0.0 |
| Kidnaping/Abduction | 0 | 0.0 | 0 | 0.0 |
| Sex Offenses (Forcible) (Total) | 0 | 0.0 | 0 | 0.0 |
| Forcible Rape | 0 | 0.0 | 0 | 0.0 |
| Forcible Sodomy | 0 | 0.0 | 0 | 0.0 |
| Sexual Assault W/Object | 0 | 0.0 | 0 | 0.0 |
| Forcible Fondling | 0 | 0.0 | 0 | 0.0 |
| Robbery | 0 | 0.0 | 0 | 0.0 |
| Assault Offenses (Total) | 0 | 0.0 | 0 | 0.0 |
| Aggravated Assault | 0 | 0.0 | 0 | 0.0 |
| Simple Assault | 0 | 0.0 | 0 | 0.0 |
| Intimidation | 0 | 0.0 | 0 | 0.0 |
| Stalking | 0 | 0.0 | 0 | 0.0 |
| Arson | 0 | 0.0 | 0 | 0.0 |
| Extortion/Blackmail | 0 | 0.0 | 0 | 0.0 |
| Burglary | 0 | 0.0 | 0 | 0.0 |
| Larceny/Theft Offenses (Total) | 3 | 13.2 | 0 | 0.0 |
| Theft - Pocket-picking | 0 | 0.0 | 0 | 0.0 |
| Theft - Purse Snatching | 0 | 0.0 | 0 | 0.0 |
| Theft - Shoplifting | 0 | 0.0 | 0 | 0.0 |
| Theft From Building | 2 | 8.8 | 0 | 0.0 |
| Theft From Coin Machine | 0 | 0.0 | 0 | 0.0 |
| Theft From Motor Vehicle | 1 | 4.4 | 0 | 0.0 |
| Theft of Motor Vehicle Parts | 0 | 0.0 | 0 | 0.0 |
| Theft - All Other Larceny | 0 | 0.0 | 0 | 0.0 |
| Motor Vehicle Theft | 0 | 0.0 | 0 | 0.0 |
| Counterfeiting/Forgery | 0 | 0.0 | 0 | 0.0 |
| Fraud Offenses (Total) | 0 | 0.0 | 0 | 0.0 |
| Fraud - False Pretenses | 0 | 0.0 | 0 | 0.0 |
| Fraud - Credit Card/ATM | 0 | 0.0 | 0 | 0.0 |
| Fraud - Impersonation | 0 | 0.0 | 0 | 0.0 |
| Fraud - Welfare | 0 | 0.0 | 0 | 0.0 |
| Fraud - Wire | 0 | 0.0 | 0 | 0.0 |
| Embezzlement | 0 | 0.0 | 0 | 0.0 |
| Stolen Property Offenses | 0 | 0.0 | 0 | 0.0 |
| Destruction/Damage/Vandalism | 0 | 0.0 | 0 | 0.0 |
| Drug/Narcotic Violations (Total) | 0 | 0.0 | 0 | 0.0 |
| Drug/Narcotic Violations | 0 | 0.0 | 0 | 0.0 |
| Drug/Narcotic Equipment Violations | 0 | 0.0 | 0 | 0.0 |

| GROUP A OFFENSES | Offense | Rate per 1,000 | Cleared | % Cleared |
|---|----------|----------------|----------|------------|
| Sex Offenses (Nonforcible) (Total) | 0 | 0.0 | 0 | 0.0 |
| Incest | 0 | 0.0 | 0 | 0.0 |
| Statutory Rape | 0 | 0.0 | 0 | 0.0 |
| Pornography/Obscene Material | 0 | 0.0 | 0 | 0.0 |
| Gambling Offenses (Total) | 0 | 0.0 | 0 | 0.0 |
| Gambling - Betting/Wagering | 0 | 0.0 | 0 | 0.0 |
| Gambling - Operating/Promoting | 0 | 0.0 | 0 | 0.0 |
| Gambling - Equipment Violations | 0 | 0.0 | 0 | 0.0 |
| Gambling - Sports Tampering | 0 | 0.0 | 0 | 0.0 |
| Prostitution Offenses (Total) | 0 | 0.0 | 0 | 0.0 |
| Prostitution | 0 | 0.0 | 0 | 0.0 |
| Prostitution Assisting/Promoting | 0 | 0.0 | 0 | 0.0 |
| Bribery | 0 | 0.0 | 0 | 0.0 |
| Weapon Law Violations | 0 | 0.0 | 0 | 0.0 |

| GROUP B OFFENSES | Offenses | Rate per 1,000 |
|-----------------------|----------|----------------|
| Bad Checks | 0 | 0.0 |
| Curfew/Vagrancy | 0 | 0.0 |
| Disorderly Conduct | 0 | 0.0 |
| DUI | 0 | 0.0 |
| Drunkenness | 0 | 0.0 |
| Family-Non Violent | 0 | 0.0 |
| Liquor Law Violations | 0 | 0.0 |
| Peeping Tom | 0 | 0.0 |
| Runaway | 0 | 0.0 |
| Trespass | 0 | 0.0 |
| All Other Offenses | 1 | 4.4 |

| 2010 Fall Term Campus Population | |
|----------------------------------|------------|
| Undergraduate Enrollment | 208 |
| Graduate Enrollment | 0 |
| Staff Personnel | 8 |
| Faculty Personnel | 11 |
| Security Personnel | 0 |
| Total Campus Population | 227 |



Tennessee Technology Center at Crossville - 2010

| GROUP A OFFENSES | Offense | Rate per 1,000 | Cleared | % Cleared |
|---|----------|----------------|----------|------------|
| Homicide Offenses (Total) | 0 | 0.0 | 0 | 0.0 |
| Murder | 0 | 0.0 | 0 | 0.0 |
| Negligent Manslaughter | 0 | 0.0 | 0 | 0.0 |
| Kidnaping/Abduction | 0 | 0.0 | 0 | 0.0 |
| Sex Offenses (Forcible) (Total) | 0 | 0.0 | 0 | 0.0 |
| Forcible Rape | 0 | 0.0 | 0 | 0.0 |
| Forcible Sodomy | 0 | 0.0 | 0 | 0.0 |
| Sexual Assault W/Object | 0 | 0.0 | 0 | 0.0 |
| Forcible Fondling | 0 | 0.0 | 0 | 0.0 |
| Robbery | 0 | 0.0 | 0 | 0.0 |
| Assault Offenses (Total) | 0 | 0.0 | 0 | 0.0 |
| Aggravated Assault | 0 | 0.0 | 0 | 0.0 |
| Simple Assault | 0 | 0.0 | 0 | 0.0 |
| Intimidation | 0 | 0.0 | 0 | 0.0 |
| Stalking | 0 | 0.0 | 0 | 0.0 |
| Arson | 0 | 0.0 | 0 | 0.0 |
| Extortion/Blackmail | 0 | 0.0 | 0 | 0.0 |
| Burglary | 0 | 0.0 | 0 | 0.0 |
| Larceny/Theft Offenses (Total) | 2 | 4.5 | 0 | 0.0 |
| Theft - Pocket-picking | 0 | 0.0 | 0 | 0.0 |
| Theft - Purse Snatching | 0 | 0.0 | 0 | 0.0 |
| Theft - Shoplifting | 0 | 0.0 | 0 | 0.0 |
| Theft From Building | 0 | 0.0 | 0 | 0.0 |
| Theft From Coin Machine | 0 | 0.0 | 0 | 0.0 |
| Theft From Motor Vehicle | 1 | 2.2 | 0 | 0.0 |
| Theft of Motor Vehicle Parts | 0 | 0.0 | 0 | 0.0 |
| Theft - All Other Larceny | 1 | 2.2 | 0 | 0.0 |
| Motor Vehicle Theft | 0 | 0.0 | 0 | 0.0 |
| Counterfeiting/Forgery | 0 | 0.0 | 0 | 0.0 |
| Fraud Offenses (Total) | 0 | 0.0 | 0 | 0.0 |
| Fraud - False Pretenses | 0 | 0.0 | 0 | 0.0 |
| Fraud - Credit Card/ATM | 0 | 0.0 | 0 | 0.0 |
| Fraud - Impersonation | 0 | 0.0 | 0 | 0.0 |
| Fraud - Welfare | 0 | 0.0 | 0 | 0.0 |
| Fraud - Wire | 0 | 0.0 | 0 | 0.0 |
| Embezzlement | 0 | 0.0 | 0 | 0.0 |
| Stolen Property Offenses | 0 | 0.0 | 0 | 0.0 |
| Destruction/Damage/Vandalism | 1 | 2.2 | 0 | 0.0 |
| Drug/Narcotic Violations (Total) | 0 | 0.0 | 0 | 0.0 |
| Drug/Narcotic Violations | 0 | 0.0 | 0 | 0.0 |
| Drug/Narcotic Equipment Violations | 0 | 0.0 | 0 | 0.0 |

| GROUP A OFFENSES | Offense | Rate per 1,000 | Cleared | % Cleared |
|---|----------|----------------|----------|------------|
| Sex Offenses (Nonforcible) (Total) | 0 | 0.0 | 0 | 0.0 |
| Incest | 0 | 0.0 | 0 | 0.0 |
| Statutory Rape | 0 | 0.0 | 0 | 0.0 |
| Pornography/Obscene Material | 0 | 0.0 | 0 | 0.0 |
| Gambling Offenses (Total) | 0 | 0.0 | 0 | 0.0 |
| Gambling - Betting/Wagering | 0 | 0.0 | 0 | 0.0 |
| Gambling - Operating/Promoting | 0 | 0.0 | 0 | 0.0 |
| Gambling - Equipment Violations | 0 | 0.0 | 0 | 0.0 |
| Gambling - Sports Tampering | 0 | 0.0 | 0 | 0.0 |
| Prostitution Offenses (Total) | 0 | 0.0 | 0 | 0.0 |
| Prostitution | 0 | 0.0 | 0 | 0.0 |
| Prostitution Assisting/Promoting | 0 | 0.0 | 0 | 0.0 |
| Bribery | 0 | 0.0 | 0 | 0.0 |
| Weapon Law Violations | 0 | 0.0 | 0 | 0.0 |

| GROUP B OFFENSES | Offenses | Rate per 1,000 |
|-----------------------|----------|----------------|
| Bad Checks | 0 | 0.0 |
| Curfew/Vagrancy | 0 | 0.0 |
| Disorderly Conduct | 0 | 0.0 |
| DUI | 0 | 0.0 |
| Drunkenness | 0 | 0.0 |
| Family-Non Violent | 0 | 0.0 |
| Liquor Law Violations | 0 | 0.0 |
| Peeping Tom | 0 | 0.0 |
| Runaway | 0 | 0.0 |
| Trespass | 0 | 0.0 |
| All Other Offenses | 0 | 0.0 |

| 2010 Fall Term Campus Population | |
|----------------------------------|------------|
| Undergraduate Enrollment | 401 |
| Graduate Enrollment | 0 |
| Staff Personnel | 20 |
| Faculty Personnel | 26 |
| Security Personnel | 0 |
| Total Campus Population | 447 |



Tennessee Technology Center at Crump - 2010

| GROUP A OFFENSES | Offense | Rate per 1,000 | Cleared | % Cleared |
|---|----------|----------------|----------|------------|
| Homicide Offenses (Total) | 0 | 0.0 | 0 | 0.0 |
| Murder | 0 | 0.0 | 0 | 0.0 |
| Negligent Manslaughter | 0 | 0.0 | 0 | 0.0 |
| Kidnaping/Abduction | 0 | 0.0 | 0 | 0.0 |
| Sex Offenses (Forcible) (Total) | 0 | 0.0 | 0 | 0.0 |
| Forcible Rape | 0 | 0.0 | 0 | 0.0 |
| Forcible Sodomy | 0 | 0.0 | 0 | 0.0 |
| Sexual Assault W/Object | 0 | 0.0 | 0 | 0.0 |
| Forcible Fondling | 0 | 0.0 | 0 | 0.0 |
| Robbery | 0 | 0.0 | 0 | 0.0 |
| Assault Offenses (Total) | 0 | 0.0 | 0 | 0.0 |
| Aggravated Assault | 0 | 0.0 | 0 | 0.0 |
| Simple Assault | 0 | 0.0 | 0 | 0.0 |
| Intimidation | 0 | 0.0 | 0 | 0.0 |
| Stalking | 0 | 0.0 | 0 | 0.0 |
| Arson | 0 | 0.0 | 0 | 0.0 |
| Extortion/Blackmail | 0 | 0.0 | 0 | 0.0 |
| Burglary | 0 | 0.0 | 0 | 0.0 |
| Larceny/Theft Offenses (Total) | 0 | 0.0 | 0 | 0.0 |
| Theft - Pocket-picking | 0 | 0.0 | 0 | 0.0 |
| Theft - Purse Snatching | 0 | 0.0 | 0 | 0.0 |
| Theft - Shoplifting | 0 | 0.0 | 0 | 0.0 |
| Theft From Building | 0 | 0.0 | 0 | 0.0 |
| Theft From Coin Machine | 0 | 0.0 | 0 | 0.0 |
| Theft From Motor Vehicle | 0 | 0.0 | 0 | 0.0 |
| Theft of Motor Vehicle Parts | 0 | 0.0 | 0 | 0.0 |
| Theft - All Other Larceny | 0 | 0.0 | 0 | 0.0 |
| Motor Vehicle Theft | 0 | 0.0 | 0 | 0.0 |
| Counterfeiting/Forgery | 0 | 0.0 | 0 | 0.0 |
| Fraud Offenses (Total) | 0 | 0.0 | 0 | 0.0 |
| Fraud - False Pretenses | 0 | 0.0 | 0 | 0.0 |
| Fraud - Credit Card/ATM | 0 | 0.0 | 0 | 0.0 |
| Fraud - Impersonation | 0 | 0.0 | 0 | 0.0 |
| Fraud - Welfare | 0 | 0.0 | 0 | 0.0 |
| Fraud - Wire | 0 | 0.0 | 0 | 0.0 |
| Embezzlement | 0 | 0.0 | 0 | 0.0 |
| Stolen Property Offenses | 0 | 0.0 | 0 | 0.0 |
| Destruction/Damage/Vandalism | 0 | 0.0 | 0 | 0.0 |
| Drug/Narcotic Violations (Total) | 0 | 0.0 | 0 | 0.0 |
| Drug/Narcotic Violations | 0 | 0.0 | 0 | 0.0 |
| Drug/Narcotic Equipment Violations | 0 | 0.0 | 0 | 0.0 |

| GROUP A OFFENSES | Offense | Rate per 1,000 | Cleared | % Cleared |
|---|----------|----------------|----------|------------|
| Sex Offenses (Nonforcible) (Total) | 0 | 0.0 | 0 | 0.0 |
| Incest | 0 | 0.0 | 0 | 0.0 |
| Statutory Rape | 0 | 0.0 | 0 | 0.0 |
| Pornography/Obscene Material | 0 | 0.0 | 0 | 0.0 |
| Gambling Offenses (Total) | 0 | 0.0 | 0 | 0.0 |
| Gambling - Betting/Wagering | 0 | 0.0 | 0 | 0.0 |
| Gambling - Operating/Promoting | 0 | 0.0 | 0 | 0.0 |
| Gambling - Equipment Violations | 0 | 0.0 | 0 | 0.0 |
| Gambling - Sports Tampering | 0 | 0.0 | 0 | 0.0 |
| Prostitution Offenses (Total) | 0 | 0.0 | 0 | 0.0 |
| Prostitution | 0 | 0.0 | 0 | 0.0 |
| Prostitution Assisting/Promoting | 0 | 0.0 | 0 | 0.0 |
| Bribery | 0 | 0.0 | 0 | 0.0 |
| Weapon Law Violations | 0 | 0.0 | 0 | 0.0 |

| GROUP B OFFENSES | Offenses | Rate per 1,000 |
|-----------------------|----------|----------------|
| Bad Checks | 0 | 0.0 |
| Curfew/Vagrancy | 0 | 0.0 |
| Disorderly Conduct | 0 | 0.0 |
| DUI | 0 | 0.0 |
| Drunkenness | 0 | 0.0 |
| Family-Non Violent | 0 | 0.0 |
| Liquor Law Violations | 0 | 0.0 |
| Peeping Tom | 0 | 0.0 |
| Runaway | 0 | 0.0 |
| Trespass | 0 | 0.0 |
| All Other Offenses | 0 | 0.0 |

| 2010 Fall Term Campus Population | |
|----------------------------------|------------|
| Undergraduate Enrollment | 299 |
| Graduate Enrollment | 0 |
| Staff Personnel | 10 |
| Faculty Personnel | 16 |
| Security Personnel | 0 |
| Total Campus Population | 325 |



Tennessee Technology Center at Dickson - 2010

| GROUP A OFFENSES | Offense | Rate per 1,000 | Cleared | % Cleared |
|---|----------|----------------|----------|------------|
| Homicide Offenses (Total) | 0 | 0.0 | 0 | 0.0 |
| Murder | 0 | 0.0 | 0 | 0.0 |
| Negligent Manslaughter | 0 | 0.0 | 0 | 0.0 |
| Kidnaping/Abduction | 0 | 0.0 | 0 | 0.0 |
| Sex Offenses (Forcible) (Total) | 0 | 0.0 | 0 | 0.0 |
| Forcible Rape | 0 | 0.0 | 0 | 0.0 |
| Forcible Sodomy | 0 | 0.0 | 0 | 0.0 |
| Sexual Assault W/Object | 0 | 0.0 | 0 | 0.0 |
| Forcible Fondling | 0 | 0.0 | 0 | 0.0 |
| Robbery | 0 | 0.0 | 0 | 0.0 |
| Assault Offenses (Total) | 1 | 1.6 | 0 | 0.0 |
| Aggravated Assault | 0 | 0.0 | 0 | 0.0 |
| Simple Assault | 0 | 0.0 | 0 | 0.0 |
| Intimidation | 1 | 1.6 | 0 | 0.0 |
| Stalking | 0 | 0.0 | 0 | 0.0 |
| Arson | 0 | 0.0 | 0 | 0.0 |
| Extortion/Blackmail | 0 | 0.0 | 0 | 0.0 |
| Burglary | 0 | 0.0 | 0 | 0.0 |
| Larceny/Theft Offenses (Total) | 0 | 0.0 | 0 | 0.0 |
| Theft - Pocket-picking | 0 | 0.0 | 0 | 0.0 |
| Theft - Purse Snatching | 0 | 0.0 | 0 | 0.0 |
| Theft - Shoplifting | 0 | 0.0 | 0 | 0.0 |
| Theft From Building | 0 | 0.0 | 0 | 0.0 |
| Theft From Coin Machine | 0 | 0.0 | 0 | 0.0 |
| Theft From Motor Vehicle | 0 | 0.0 | 0 | 0.0 |
| Theft of Motor Vehicle Parts | 0 | 0.0 | 0 | 0.0 |
| Theft - All Other Larceny | 0 | 0.0 | 0 | 0.0 |
| Motor Vehicle Theft | 0 | 0.0 | 0 | 0.0 |
| Counterfeiting/Forgery | 0 | 0.0 | 0 | 0.0 |
| Fraud Offenses (Total) | 0 | 0.0 | 0 | 0.0 |
| Fraud - False Pretenses | 0 | 0.0 | 0 | 0.0 |
| Fraud - Credit Card/ATM | 0 | 0.0 | 0 | 0.0 |
| Fraud - Impersonation | 0 | 0.0 | 0 | 0.0 |
| Fraud - Welfare | 0 | 0.0 | 0 | 0.0 |
| Fraud - Wire | 0 | 0.0 | 0 | 0.0 |
| Embezzlement | 0 | 0.0 | 0 | 0.0 |
| Stolen Property Offenses | 0 | 0.0 | 0 | 0.0 |
| Destruction/Damage/Vandalism | 1 | 1.6 | 0 | 0.0 |
| Drug/Narcotic Violations (Total) | 0 | 0.0 | 0 | 0.0 |
| Drug/Narcotic Violations | 0 | 0.0 | 0 | 0.0 |
| Drug/Narcotic Equipment Violations | 0 | 0.0 | 0 | 0.0 |

| GROUP A OFFENSES | Offense | Rate per 1,000 | Cleared | % Cleared |
|---|----------|----------------|----------|------------|
| Sex Offenses (Nonforcible) (Total) | 0 | 0.0 | 0 | 0.0 |
| Incest | 0 | 0.0 | 0 | 0.0 |
| Statutory Rape | 0 | 0.0 | 0 | 0.0 |
| Pornography/Obscene Material | 0 | 0.0 | 0 | 0.0 |
| Gambling Offenses (Total) | 0 | 0.0 | 0 | 0.0 |
| Gambling - Betting/Wagering | 0 | 0.0 | 0 | 0.0 |
| Gambling - Operating/Promoting | 0 | 0.0 | 0 | 0.0 |
| Gambling - Equipment Violations | 0 | 0.0 | 0 | 0.0 |
| Gambling - Sports Tampering | 0 | 0.0 | 0 | 0.0 |
| Prostitution Offenses (Total) | 0 | 0.0 | 0 | 0.0 |
| Prostitution | 0 | 0.0 | 0 | 0.0 |
| Prostitution Assisting/Promoting | 0 | 0.0 | 0 | 0.0 |
| Bribery | 0 | 0.0 | 0 | 0.0 |
| Weapon Law Violations | 0 | 0.0 | 0 | 0.0 |

| GROUP B OFFENSES | Offenses | Rate per 1,000 |
|-----------------------|----------|----------------|
| Bad Checks | 0 | 0.0 |
| Curfew/Vagrancy | 0 | 0.0 |
| Disorderly Conduct | 0 | 0.0 |
| DUI | 0 | 0.0 |
| Drunkenness | 0 | 0.0 |
| Family-Non Violent | 0 | 0.0 |
| Liquor Law Violations | 0 | 0.0 |
| Peeping Tom | 0 | 0.0 |
| Runaway | 0 | 0.0 |
| Trespass | 0 | 0.0 |
| All Other Offenses | 0 | 0.0 |

| 2010 Fall Term Campus Population | |
|----------------------------------|------------|
| Undergraduate Enrollment | 578 |
| Graduate Enrollment | 0 |
| Staff Personnel | 15 |
| Faculty Personnel | 33 |
| Security Personnel | 0 |
| Total Campus Population | 626 |



Tennessee Technology Center at Elizabethton - 2010

| GROUP A OFFENSES | Offense | Rate per 1,000 | Cleared | % Cleared |
|---|----------|----------------|----------|------------|
| Homicide Offenses (Total) | 0 | 0.0 | 0 | 0.0 |
| Murder | 0 | 0.0 | 0 | 0.0 |
| Negligent Manslaughter | 0 | 0.0 | 0 | 0.0 |
| Kidnaping/Abduction | 0 | 0.0 | 0 | 0.0 |
| Sex Offenses (Forcible) (Total) | 0 | 0.0 | 0 | 0.0 |
| Forcible Rape | 0 | 0.0 | 0 | 0.0 |
| Forcible Sodomy | 0 | 0.0 | 0 | 0.0 |
| Sexual Assault W/Object | 0 | 0.0 | 0 | 0.0 |
| Forcible Fondling | 0 | 0.0 | 0 | 0.0 |
| Robbery | 0 | 0.0 | 0 | 0.0 |
| Assault Offenses (Total) | 0 | 0.0 | 0 | 0.0 |
| Aggravated Assault | 0 | 0.0 | 0 | 0.0 |
| Simple Assault | 0 | 0.0 | 0 | 0.0 |
| Intimidation | 0 | 0.0 | 0 | 0.0 |
| Stalking | 0 | 0.0 | 0 | 0.0 |
| Arson | 0 | 0.0 | 0 | 0.0 |
| Extortion/Blackmail | 0 | 0.0 | 0 | 0.0 |
| Burglary | 0 | 0.0 | 0 | 0.0 |
| Larceny/Theft Offenses (Total) | 1 | 2.4 | 0 | 0.0 |
| Theft - Pocket-picking | 0 | 0.0 | 0 | 0.0 |
| Theft - Purse Snatching | 0 | 0.0 | 0 | 0.0 |
| Theft - Shoplifting | 0 | 0.0 | 0 | 0.0 |
| Theft From Building | 1 | 2.4 | 0 | 0.0 |
| Theft From Coin Machine | 0 | 0.0 | 0 | 0.0 |
| Theft From Motor Vehicle | 0 | 0.0 | 0 | 0.0 |
| Theft of Motor Vehicle Parts | 0 | 0.0 | 0 | 0.0 |
| Theft - All Other Larceny | 0 | 0.0 | 0 | 0.0 |
| Motor Vehicle Theft | 0 | 0.0 | 0 | 0.0 |
| Counterfeiting/Forgery | 0 | 0.0 | 0 | 0.0 |
| Fraud Offenses (Total) | 0 | 0.0 | 0 | 0.0 |
| Fraud - False Pretenses | 0 | 0.0 | 0 | 0.0 |
| Fraud - Credit Card/ATM | 0 | 0.0 | 0 | 0.0 |
| Fraud - Impersonation | 0 | 0.0 | 0 | 0.0 |
| Fraud - Welfare | 0 | 0.0 | 0 | 0.0 |
| Fraud - Wire | 0 | 0.0 | 0 | 0.0 |
| Embezzlement | 0 | 0.0 | 0 | 0.0 |
| Stolen Property Offenses | 0 | 0.0 | 0 | 0.0 |
| Destruction/Damage/Vandalism | 0 | 0.0 | 0 | 0.0 |
| Drug/Narcotic Violations (Total) | 0 | 0.0 | 0 | 0.0 |
| Drug/Narcotic Violations | 0 | 0.0 | 0 | 0.0 |
| Drug/Narcotic Equipment Violations | 0 | 0.0 | 0 | 0.0 |

| GROUP A OFFENSES | Offense | Rate per 1,000 | Cleared | % Cleared |
|---|----------|----------------|----------|------------|
| Sex Offenses (Nonforcible) (Total) | 0 | 0.0 | 0 | 0.0 |
| Incest | 0 | 0.0 | 0 | 0.0 |
| Statutory Rape | 0 | 0.0 | 0 | 0.0 |
| Pornography/Obscene Material | 0 | 0.0 | 0 | 0.0 |
| Gambling Offenses (Total) | 0 | 0.0 | 0 | 0.0 |
| Gambling - Betting/Wagering | 0 | 0.0 | 0 | 0.0 |
| Gambling - Operating/Promoting | 0 | 0.0 | 0 | 0.0 |
| Gambling - Equipment Violations | 0 | 0.0 | 0 | 0.0 |
| Gambling - Sports Tampering | 0 | 0.0 | 0 | 0.0 |
| Prostitution Offenses (Total) | 0 | 0.0 | 0 | 0.0 |
| Prostitution | 0 | 0.0 | 0 | 0.0 |
| Prostitution Assisting/Promoting | 0 | 0.0 | 0 | 0.0 |
| Bribery | 0 | 0.0 | 0 | 0.0 |
| Weapon Law Violations | 0 | 0.0 | 0 | 0.0 |

| GROUP B OFFENSES | Offenses | Rate per 1,000 |
|-----------------------|----------|----------------|
| Bad Checks | 0 | 0.0 |
| Curfew/Vagrancy | 0 | 0.0 |
| Disorderly Conduct | 0 | 0.0 |
| DUI | 0 | 0.0 |
| Drunkenness | 0 | 0.0 |
| Family-Non Violent | 0 | 0.0 |
| Liquor Law Violations | 0 | 0.0 |
| Peeping Tom | 0 | 0.0 |
| Runaway | 0 | 0.0 |
| Trespass | 0 | 0.0 |
| All Other Offenses | 0 | 0.0 |

| 2010 Fall Term Campus Population | |
|----------------------------------|------------|
| Undergraduate Enrollment | 375 |
| Graduate Enrollment | 0 |
| Staff Personnel | 23 |
| Faculty Personnel | 27 |
| Security Personnel | 0 |
| Total Campus Population | 425 |



Tennessee Technology Center at Harriman - 2010

| GROUP A OFFENSES | Offense | Rate per 1,000 | Cleared | % Cleared |
|---|----------|----------------|----------|------------|
| Homicide Offenses (Total) | 0 | 0.0 | 0 | 0.0 |
| Murder | 0 | 0.0 | 0 | 0.0 |
| Negligent Manslaughter | 0 | 0.0 | 0 | 0.0 |
| Kidnaping/Abduction | 0 | 0.0 | 0 | 0.0 |
| Sex Offenses (Forcible) (Total) | 0 | 0.0 | 0 | 0.0 |
| Forcible Rape | 0 | 0.0 | 0 | 0.0 |
| Forcible Sodomy | 0 | 0.0 | 0 | 0.0 |
| Sexual Assault W/Object | 0 | 0.0 | 0 | 0.0 |
| Forcible Fondling | 0 | 0.0 | 0 | 0.0 |
| Robbery | 0 | 0.0 | 0 | 0.0 |
| Assault Offenses (Total) | 0 | 0.0 | 0 | 0.0 |
| Aggravated Assault | 0 | 0.0 | 0 | 0.0 |
| Simple Assault | 0 | 0.0 | 0 | 0.0 |
| Intimidation | 0 | 0.0 | 0 | 0.0 |
| Stalking | 0 | 0.0 | 0 | 0.0 |
| Arson | 0 | 0.0 | 0 | 0.0 |
| Extortion/Blackmail | 0 | 0.0 | 0 | 0.0 |
| Burglary | 0 | 0.0 | 0 | 0.0 |
| Larceny/Theft Offenses (Total) | 2 | 7.0 | 0 | 0.0 |
| Theft - Pocket-picking | 0 | 0.0 | 0 | 0.0 |
| Theft - Purse Snatching | 0 | 0.0 | 0 | 0.0 |
| Theft - Shoplifting | 0 | 0.0 | 0 | 0.0 |
| Theft From Building | 1 | 3.5 | 0 | 0.0 |
| Theft From Coin Machine | 0 | 0.0 | 0 | 0.0 |
| Theft From Motor Vehicle | 1 | 3.5 | 0 | 0.0 |
| Theft of Motor Vehicle Parts | 0 | 0.0 | 0 | 0.0 |
| Theft - All Other Larceny | 0 | 0.0 | 0 | 0.0 |
| Motor Vehicle Theft | 0 | 0.0 | 0 | 0.0 |
| Counterfeiting/Forgery | 0 | 0.0 | 0 | 0.0 |
| Fraud Offenses (Total) | 0 | 0.0 | 0 | 0.0 |
| Fraud - False Pretenses | 0 | 0.0 | 0 | 0.0 |
| Fraud - Credit Card/ATM | 0 | 0.0 | 0 | 0.0 |
| Fraud - Impersonation | 0 | 0.0 | 0 | 0.0 |
| Fraud - Welfare | 0 | 0.0 | 0 | 0.0 |
| Fraud - Wire | 0 | 0.0 | 0 | 0.0 |
| Embezzlement | 0 | 0.0 | 0 | 0.0 |
| Stolen Property Offenses | 0 | 0.0 | 0 | 0.0 |
| Destruction/Damage/Vandalism | 0 | 0.0 | 0 | 0.0 |
| Drug/Narcotic Violations (Total) | 0 | 0.0 | 0 | 0.0 |
| Drug/Narcotic Violations | 0 | 0.0 | 0 | 0.0 |
| Drug/Narcotic Equipment Violations | 0 | 0.0 | 0 | 0.0 |

| GROUP A OFFENSES | Offense | Rate per 1,000 | Cleared | % Cleared |
|---|----------|----------------|----------|------------|
| Sex Offenses (Nonforcible) (Total) | 0 | 0.0 | 0 | 0.0 |
| Incest | 0 | 0.0 | 0 | 0.0 |
| Statutory Rape | 0 | 0.0 | 0 | 0.0 |
| Pornography/Obscene Material | 0 | 0.0 | 0 | 0.0 |
| Gambling Offenses (Total) | 0 | 0.0 | 0 | 0.0 |
| Gambling - Betting/Wagering | 0 | 0.0 | 0 | 0.0 |
| Gambling - Operating/Promoting | 0 | 0.0 | 0 | 0.0 |
| Gambling - Equipment Violations | 0 | 0.0 | 0 | 0.0 |
| Gambling - Sports Tampering | 0 | 0.0 | 0 | 0.0 |
| Prostitution Offenses (Total) | 0 | 0.0 | 0 | 0.0 |
| Prostitution | 0 | 0.0 | 0 | 0.0 |
| Prostitution Assisting/Promoting | 0 | 0.0 | 0 | 0.0 |
| Bribery | 0 | 0.0 | 0 | 0.0 |
| Weapon Law Violations | 0 | 0.0 | 0 | 0.0 |

| GROUP B OFFENSES | Offenses | Rate per 1,000 |
|-----------------------|----------|----------------|
| Bad Checks | 0 | 0.0 |
| Curfew/Vagrancy | 0 | 0.0 |
| Disorderly Conduct | 0 | 0.0 |
| DUI | 0 | 0.0 |
| Drunkenness | 0 | 0.0 |
| Family-Non Violent | 0 | 0.0 |
| Liquor Law Violations | 0 | 0.0 |
| Peeping Tom | 0 | 0.0 |
| Runaway | 0 | 0.0 |
| Trespass | 0 | 0.0 |
| All Other Offenses | 0 | 0.0 |

| 2010 Fall Term Campus Population | |
|----------------------------------|------------|
| Undergraduate Enrollment | 259 |
| Graduate Enrollment | 0 |
| Staff Personnel | 11 |
| Faculty Personnel | 14 |
| Security Personnel | 0 |
| Total Campus Population | 284 |



Tennessee Technology Center at Hartsville - 2010

| GROUP A OFFENSES | Offense | Rate per 1,000 | Cleared | % Cleared |
|---|----------|----------------|----------|------------|
| Homicide Offenses (Total) | 0 | 0.0 | 0 | 0.0 |
| Murder | 0 | 0.0 | 0 | 0.0 |
| Negligent Manslaughter | 0 | 0.0 | 0 | 0.0 |
| Kidnaping/Abduction | 0 | 0.0 | 0 | 0.0 |
| Sex Offenses (Forcible) (Total) | 0 | 0.0 | 0 | 0.0 |
| Forcible Rape | 0 | 0.0 | 0 | 0.0 |
| Forcible Sodomy | 0 | 0.0 | 0 | 0.0 |
| Sexual Assault W/Object | 0 | 0.0 | 0 | 0.0 |
| Forcible Fondling | 0 | 0.0 | 0 | 0.0 |
| Robbery | 0 | 0.0 | 0 | 0.0 |
| Assault Offenses (Total) | 0 | 0.0 | 0 | 0.0 |
| Aggravated Assault | 0 | 0.0 | 0 | 0.0 |
| Simple Assault | 0 | 0.0 | 0 | 0.0 |
| Intimidation | 0 | 0.0 | 0 | 0.0 |
| Stalking | 0 | 0.0 | 0 | 0.0 |
| Arson | 0 | 0.0 | 0 | 0.0 |
| Extortion/Blackmail | 0 | 0.0 | 0 | 0.0 |
| Burglary | 0 | 0.0 | 0 | 0.0 |
| Larceny/Theft Offenses (Total) | 0 | 0.0 | 0 | 0.0 |
| Theft - Pocket-picking | 0 | 0.0 | 0 | 0.0 |
| Theft - Purse Snatching | 0 | 0.0 | 0 | 0.0 |
| Theft - Shoplifting | 0 | 0.0 | 0 | 0.0 |
| Theft From Building | 0 | 0.0 | 0 | 0.0 |
| Theft From Coin Machine | 0 | 0.0 | 0 | 0.0 |
| Theft From Motor Vehicle | 0 | 0.0 | 0 | 0.0 |
| Theft of Motor Vehicle Parts | 0 | 0.0 | 0 | 0.0 |
| Theft - All Other Larceny | 0 | 0.0 | 0 | 0.0 |
| Motor Vehicle Theft | 0 | 0.0 | 0 | 0.0 |
| Counterfeiting/Forgery | 0 | 0.0 | 0 | 0.0 |
| Fraud Offenses (Total) | 0 | 0.0 | 0 | 0.0 |
| Fraud - False Pretenses | 0 | 0.0 | 0 | 0.0 |
| Fraud - Credit Card/ATM | 0 | 0.0 | 0 | 0.0 |
| Fraud - Impersonation | 0 | 0.0 | 0 | 0.0 |
| Fraud - Welfare | 0 | 0.0 | 0 | 0.0 |
| Fraud - Wire | 0 | 0.0 | 0 | 0.0 |
| Embezzlement | 0 | 0.0 | 0 | 0.0 |
| Stolen Property Offenses | 0 | 0.0 | 0 | 0.0 |
| Destruction/Damage/Vandalism | 0 | 0.0 | 0 | 0.0 |
| Drug/Narcotic Violations (Total) | 0 | 0.0 | 0 | 0.0 |
| Drug/Narcotic Violations | 0 | 0.0 | 0 | 0.0 |
| Drug/Narcotic Equipment Violations | 0 | 0.0 | 0 | 0.0 |

| GROUP A OFFENSES | Offense | Rate per 1,000 | Cleared | % Cleared |
|---|----------|----------------|----------|------------|
| Sex Offenses (Nonforcible) (Total) | 0 | 0.0 | 0 | 0.0 |
| Incest | 0 | 0.0 | 0 | 0.0 |
| Statutory Rape | 0 | 0.0 | 0 | 0.0 |
| Pornography/Obscene Material | 0 | 0.0 | 0 | 0.0 |
| Gambling Offenses (Total) | 0 | 0.0 | 0 | 0.0 |
| Gambling - Betting/Wagering | 0 | 0.0 | 0 | 0.0 |
| Gambling - Operating/Promoting | 0 | 0.0 | 0 | 0.0 |
| Gambling - Equipment Violations | 0 | 0.0 | 0 | 0.0 |
| Gambling - Sports Tampering | 0 | 0.0 | 0 | 0.0 |
| Prostitution Offenses (Total) | 0 | 0.0 | 0 | 0.0 |
| Prostitution | 0 | 0.0 | 0 | 0.0 |
| Prostitution Assisting/Promoting | 0 | 0.0 | 0 | 0.0 |
| Bribery | 0 | 0.0 | 0 | 0.0 |
| Weapon Law Violations | 0 | 0.0 | 0 | 0.0 |

| GROUP B OFFENSES | Offenses | Rate per 1,000 |
|-----------------------|----------|----------------|
| Bad Checks | 0 | 0.0 |
| Curfew/Vagrancy | 0 | 0.0 |
| Disorderly Conduct | 0 | 0.0 |
| DUI | 0 | 0.0 |
| Drunkenness | 0 | 0.0 |
| Family-Non Violent | 0 | 0.0 |
| Liquor Law Violations | 0 | 0.0 |
| Peeping Tom | 0 | 0.0 |
| Runaway | 0 | 0.0 |
| Trespass | 0 | 0.0 |
| All Other Offenses | 0 | 0.0 |

| 2010 Fall Term Campus Population | |
|----------------------------------|------------|
| Undergraduate Enrollment | 588 |
| Graduate Enrollment | 0 |
| Staff Personnel | 12 |
| Faculty Personnel | 23 |
| Security Personnel | 0 |
| Total Campus Population | 623 |



Tennessee Technology Center at Hohenwald - 2010

| GROUP A OFFENSES | Offense | Rate per 1,000 | Cleared | % Cleared |
|---|----------|----------------|----------|------------|
| Homicide Offenses (Total) | 0 | 0.0 | 0 | 0.0 |
| Murder | 0 | 0.0 | 0 | 0.0 |
| Negligent Manslaughter | 0 | 0.0 | 0 | 0.0 |
| Kidnaping/Abduction | 0 | 0.0 | 0 | 0.0 |
| Sex Offenses (Forcible) (Total) | 0 | 0.0 | 0 | 0.0 |
| Forcible Rape | 0 | 0.0 | 0 | 0.0 |
| Forcible Sodomy | 0 | 0.0 | 0 | 0.0 |
| Sexual Assault W/Object | 0 | 0.0 | 0 | 0.0 |
| Forcible Fondling | 0 | 0.0 | 0 | 0.0 |
| Robbery | 0 | 0.0 | 0 | 0.0 |
| Assault Offenses (Total) | 0 | 0.0 | 0 | 0.0 |
| Aggravated Assault | 0 | 0.0 | 0 | 0.0 |
| Simple Assault | 0 | 0.0 | 0 | 0.0 |
| Intimidation | 0 | 0.0 | 0 | 0.0 |
| Stalking | 0 | 0.0 | 0 | 0.0 |
| Arson | 0 | 0.0 | 0 | 0.0 |
| Extortion/Blackmail | 0 | 0.0 | 0 | 0.0 |
| Burglary | 0 | 0.0 | 0 | 0.0 |
| Larceny/Theft Offenses (Total) | 0 | 0.0 | 0 | 0.0 |
| Theft - Pocket-picking | 0 | 0.0 | 0 | 0.0 |
| Theft - Purse Snatching | 0 | 0.0 | 0 | 0.0 |
| Theft - Shoplifting | 0 | 0.0 | 0 | 0.0 |
| Theft From Building | 0 | 0.0 | 0 | 0.0 |
| Theft From Coin Machine | 0 | 0.0 | 0 | 0.0 |
| Theft From Motor Vehicle | 0 | 0.0 | 0 | 0.0 |
| Theft of Motor Vehicle Parts | 0 | 0.0 | 0 | 0.0 |
| Theft - All Other Larceny | 0 | 0.0 | 0 | 0.0 |
| Motor Vehicle Theft | 0 | 0.0 | 0 | 0.0 |
| Counterfeiting/Forgery | 0 | 0.0 | 0 | 0.0 |
| Fraud Offenses (Total) | 0 | 0.0 | 0 | 0.0 |
| Fraud - False Pretenses | 0 | 0.0 | 0 | 0.0 |
| Fraud - Credit Card/ATM | 0 | 0.0 | 0 | 0.0 |
| Fraud - Impersonation | 0 | 0.0 | 0 | 0.0 |
| Fraud - Welfare | 0 | 0.0 | 0 | 0.0 |
| Fraud - Wire | 0 | 0.0 | 0 | 0.0 |
| Embezzlement | 0 | 0.0 | 0 | 0.0 |
| Stolen Property Offenses | 0 | 0.0 | 0 | 0.0 |
| Destruction/Damage/Vandalism | 0 | 0.0 | 0 | 0.0 |
| Drug/Narcotic Violations (Total) | 0 | 0.0 | 0 | 0.0 |
| Drug/Narcotic Violations | 0 | 0.0 | 0 | 0.0 |
| Drug/Narcotic Equipment Violations | 0 | 0.0 | 0 | 0.0 |

| GROUP A OFFENSES | Offense | Rate per 1,000 | Cleared | % Cleared |
|---|----------|----------------|----------|------------|
| Sex Offenses (Nonforcible) (Total) | 0 | 0.0 | 0 | 0.0 |
| Incest | 0 | 0.0 | 0 | 0.0 |
| Statutory Rape | 0 | 0.0 | 0 | 0.0 |
| Pornography/Obscene Material | 0 | 0.0 | 0 | 0.0 |
| Gambling Offenses (Total) | 0 | 0.0 | 0 | 0.0 |
| Gambling - Betting/Wagering | 0 | 0.0 | 0 | 0.0 |
| Gambling - Operating/Promoting | 0 | 0.0 | 0 | 0.0 |
| Gambling - Equipment Violations | 0 | 0.0 | 0 | 0.0 |
| Gambling - Sports Tampering | 0 | 0.0 | 0 | 0.0 |
| Prostitution Offenses (Total) | 0 | 0.0 | 0 | 0.0 |
| Prostitution | 0 | 0.0 | 0 | 0.0 |
| Prostitution Assisting/Promoting | 0 | 0.0 | 0 | 0.0 |
| Bribery | 0 | 0.0 | 0 | 0.0 |
| Weapon Law Violations | 0 | 0.0 | 0 | 0.0 |

| GROUP B OFFENSES | Offenses | Rate per 1,000 |
|-----------------------|----------|----------------|
| Bad Checks | 0 | 0.0 |
| Curfew/Vagrancy | 0 | 0.0 |
| Disorderly Conduct | 0 | 0.0 |
| DUI | 0 | 0.0 |
| Drunkenness | 0 | 0.0 |
| Family-Non Violent | 0 | 0.0 |
| Liquor Law Violations | 0 | 0.0 |
| Peeping Tom | 0 | 0.0 |
| Runaway | 0 | 0.0 |
| Trespass | 0 | 0.0 |
| All Other Offenses | 0 | 0.0 |

| 2010 Fall Term Campus Population | |
|----------------------------------|------------|
| Undergraduate Enrollment | 372 |
| Graduate Enrollment | 0 |
| Staff Personnel | 19 |
| Faculty Personnel | 28 |
| Security Personnel | 0 |
| Total Campus Population | 419 |



Tennessee Technology Center at Jacksboro - 2010

| GROUP A OFFENSES | Offense | Rate per 1,000 | Cleared | % Cleared |
|---|----------|----------------|----------|------------|
| Homicide Offenses (Total) | 0 | 0.0 | 0 | 0.0 |
| Murder | 0 | 0.0 | 0 | 0.0 |
| Negligent Manslaughter | 0 | 0.0 | 0 | 0.0 |
| Kidnaping/Abduction | 0 | 0.0 | 0 | 0.0 |
| Sex Offenses (Forcible) (Total) | 0 | 0.0 | 0 | 0.0 |
| Forcible Rape | 0 | 0.0 | 0 | 0.0 |
| Forcible Sodomy | 0 | 0.0 | 0 | 0.0 |
| Sexual Assault W/Object | 0 | 0.0 | 0 | 0.0 |
| Forcible Fondling | 0 | 0.0 | 0 | 0.0 |
| Robbery | 0 | 0.0 | 0 | 0.0 |
| Assault Offenses (Total) | 0 | 0.0 | 0 | 0.0 |
| Aggravated Assault | 0 | 0.0 | 0 | 0.0 |
| Simple Assault | 0 | 0.0 | 0 | 0.0 |
| Intimidation | 0 | 0.0 | 0 | 0.0 |
| Stalking | 0 | 0.0 | 0 | 0.0 |
| Arson | 0 | 0.0 | 0 | 0.0 |
| Extortion/Blackmail | 0 | 0.0 | 0 | 0.0 |
| Burglary | 0 | 0.0 | 0 | 0.0 |
| Larceny/Theft Offenses (Total) | 0 | 0.0 | 0 | 0.0 |
| Theft - Pocket-picking | 0 | 0.0 | 0 | 0.0 |
| Theft - Purse Snatching | 0 | 0.0 | 0 | 0.0 |
| Theft - Shoplifting | 0 | 0.0 | 0 | 0.0 |
| Theft From Building | 0 | 0.0 | 0 | 0.0 |
| Theft From Coin Machine | 0 | 0.0 | 0 | 0.0 |
| Theft From Motor Vehicle | 0 | 0.0 | 0 | 0.0 |
| Theft of Motor Vehicle Parts | 0 | 0.0 | 0 | 0.0 |
| Theft - All Other Larceny | 0 | 0.0 | 0 | 0.0 |
| Motor Vehicle Theft | 0 | 0.0 | 0 | 0.0 |
| Counterfeiting/Forgery | 0 | 0.0 | 0 | 0.0 |
| Fraud Offenses (Total) | 0 | 0.0 | 0 | 0.0 |
| Fraud - False Pretenses | 0 | 0.0 | 0 | 0.0 |
| Fraud - Credit Card/ATM | 0 | 0.0 | 0 | 0.0 |
| Fraud - Impersonation | 0 | 0.0 | 0 | 0.0 |
| Fraud - Welfare | 0 | 0.0 | 0 | 0.0 |
| Fraud - Wire | 0 | 0.0 | 0 | 0.0 |
| Embezzlement | 0 | 0.0 | 0 | 0.0 |
| Stolen Property Offenses | 0 | 0.0 | 0 | 0.0 |
| Destruction/Damage/Vandalism | 0 | 0.0 | 0 | 0.0 |
| Drug/Narcotic Violations (Total) | 0 | 0.0 | 0 | 0.0 |
| Drug/Narcotic Violations | 0 | 0.0 | 0 | 0.0 |
| Drug/Narcotic Equipment Violations | 0 | 0.0 | 0 | 0.0 |

| GROUP A OFFENSES | Offense | Rate per 1,000 | Cleared | % Cleared |
|---|----------|----------------|----------|------------|
| Sex Offenses (Nonforcible) (Total) | 0 | 0.0 | 0 | 0.0 |
| Incest | 0 | 0.0 | 0 | 0.0 |
| Statutory Rape | 0 | 0.0 | 0 | 0.0 |
| Pornography/Obscene Material | 0 | 0.0 | 0 | 0.0 |
| Gambling Offenses (Total) | 0 | 0.0 | 0 | 0.0 |
| Gambling - Betting/Wagering | 0 | 0.0 | 0 | 0.0 |
| Gambling - Operating/Promoting | 0 | 0.0 | 0 | 0.0 |
| Gambling - Equipment Violations | 0 | 0.0 | 0 | 0.0 |
| Gambling - Sports Tampering | 0 | 0.0 | 0 | 0.0 |
| Prostitution Offenses (Total) | 0 | 0.0 | 0 | 0.0 |
| Prostitution | 0 | 0.0 | 0 | 0.0 |
| Prostitution Assisting/Promoting | 0 | 0.0 | 0 | 0.0 |
| Bribery | 0 | 0.0 | 0 | 0.0 |
| Weapon Law Violations | 0 | 0.0 | 0 | 0.0 |

| GROUP B OFFENSES | Offenses | Rate per 1,000 |
|-----------------------|----------|----------------|
| Bad Checks | 0 | 0.0 |
| Curfew/Vagrancy | 0 | 0.0 |
| Disorderly Conduct | 0 | 0.0 |
| DUI | 0 | 0.0 |
| Drunkenness | 0 | 0.0 |
| Family-Non Violent | 0 | 0.0 |
| Liquor Law Violations | 0 | 0.0 |
| Peeping Tom | 0 | 0.0 |
| Runaway | 0 | 0.0 |
| Trespass | 0 | 0.0 |
| All Other Offenses | 0 | 0.0 |

| 2010 Fall Term Campus Population | |
|----------------------------------|------------|
| Undergraduate Enrollment | 229 |
| Graduate Enrollment | 0 |
| Staff Personnel | 7 |
| Faculty Personnel | 9 |
| Security Personnel | 1 |
| Total Campus Population | 246 |



Tennessee Technology Center at Jackson - 2010

| GROUP A OFFENSES | Offense | Rate per 1,000 | Cleared | % Cleared |
|---|----------|----------------|----------|-------------|
| Homicide Offenses (Total) | 0 | 0.0 | 0 | 0.0 |
| Murder | 0 | 0.0 | 0 | 0.0 |
| Negligent Manslaughter | 0 | 0.0 | 0 | 0.0 |
| Kidnaping/Abduction | 0 | 0.0 | 0 | 0.0 |
| Sex Offenses (Forcible) (Total) | 0 | 0.0 | 0 | 0.0 |
| Forcible Rape | 0 | 0.0 | 0 | 0.0 |
| Forcible Sodomy | 0 | 0.0 | 0 | 0.0 |
| Sexual Assault W/Object | 0 | 0.0 | 0 | 0.0 |
| Forcible Fondling | 0 | 0.0 | 0 | 0.0 |
| Robbery | 0 | 0.0 | 0 | 0.0 |
| Assault Offenses (Total) | 0 | 0.0 | 0 | 0.0 |
| Aggravated Assault | 0 | 0.0 | 0 | 0.0 |
| Simple Assault | 0 | 0.0 | 0 | 0.0 |
| Intimidation | 0 | 0.0 | 0 | 0.0 |
| Stalking | 0 | 0.0 | 0 | 0.0 |
| Arson | 0 | 0.0 | 0 | 0.0 |
| Extortion/Blackmail | 0 | 0.0 | 0 | 0.0 |
| Burglary | 0 | 0.0 | 0 | 0.0 |
| Larceny/Theft Offenses (Total) | 3 | 4.7 | 2 | 66.7 |
| Theft - Pocket-picking | 0 | 0.0 | 0 | 0.0 |
| Theft - Purse Snatching | 0 | 0.0 | 0 | 0.0 |
| Theft - Shoplifting | 0 | 0.0 | 0 | 0.0 |
| Theft From Building | 1 | 1.6 | 1 | 100.0 |
| Theft From Coin Machine | 0 | 0.0 | 0 | 0.0 |
| Theft From Motor Vehicle | 0 | 0.0 | 0 | 0.0 |
| Theft of Motor Vehicle Parts | 2 | 3.2 | 1 | 50.0 |
| Theft - All Other Larceny | 0 | 0.0 | 0 | 0.0 |
| Motor Vehicle Theft | 0 | 0.0 | 0 | 0.0 |
| Counterfeiting/Forgery | 0 | 0.0 | 0 | 0.0 |
| Fraud Offenses (Total) | 0 | 0.0 | 0 | 0.0 |
| Fraud - False Pretenses | 0 | 0.0 | 0 | 0.0 |
| Fraud - Credit Card/ATM | 0 | 0.0 | 0 | 0.0 |
| Fraud - Impersonation | 0 | 0.0 | 0 | 0.0 |
| Fraud - Welfare | 0 | 0.0 | 0 | 0.0 |
| Fraud - Wire | 0 | 0.0 | 0 | 0.0 |
| Embezzlement | 0 | 0.0 | 0 | 0.0 |
| Stolen Property Offenses | 0 | 0.0 | 0 | 0.0 |
| Destruction/Damage/Vandalism | 1 | 1.6 | 0 | 0.0 |
| Drug/Narcotic Violations (Total) | 0 | 0.0 | 0 | 0.0 |
| Drug/Narcotic Violations | 0 | 0.0 | 0 | 0.0 |
| Drug/Narcotic Equipment Violations | 0 | 0.0 | 0 | 0.0 |

| GROUP A OFFENSES | Offense | Rate per 1,000 | Cleared | % Cleared |
|---|----------|----------------|----------|------------|
| Sex Offenses (Nonforcible) (Total) | 0 | 0.0 | 0 | 0.0 |
| Incest | 0 | 0.0 | 0 | 0.0 |
| Statutory Rape | 0 | 0.0 | 0 | 0.0 |
| Pornography/Obscene Material | 0 | 0.0 | 0 | 0.0 |
| Gambling Offenses (Total) | 0 | 0.0 | 0 | 0.0 |
| Gambling - Betting/Wagering | 0 | 0.0 | 0 | 0.0 |
| Gambling - Operating/Promoting | 0 | 0.0 | 0 | 0.0 |
| Gambling - Equipment Violations | 0 | 0.0 | 0 | 0.0 |
| Gambling - Sports Tampering | 0 | 0.0 | 0 | 0.0 |
| Prostitution Offenses (Total) | 0 | 0.0 | 0 | 0.0 |
| Prostitution | 0 | 0.0 | 0 | 0.0 |
| Prostitution Assisting/Promoting | 0 | 0.0 | 0 | 0.0 |
| Bribery | 0 | 0.0 | 0 | 0.0 |
| Weapon Law Violations | 0 | 0.0 | 0 | 0.0 |

| GROUP B OFFENSES | Offenses | Rate per 1,000 |
|-----------------------|----------|----------------|
| Bad Checks | 0 | 0.0 |
| Curfew/Vagrancy | 0 | 0.0 |
| Disorderly Conduct | 0 | 0.0 |
| DUI | 0 | 0.0 |
| Drunkenness | 0 | 0.0 |
| Family-Non Violent | 0 | 0.0 |
| Liquor Law Violations | 0 | 0.0 |
| Peeping Tom | 0 | 0.0 |
| Runaway | 0 | 0.0 |
| Trespass | 0 | 0.0 |
| All Other Offenses | 0 | 0.0 |

| 2010 Fall Term Campus Population | |
|----------------------------------|------------|
| Undergraduate Enrollment | 587 |
| Graduate Enrollment | 0 |
| Staff Personnel | 23 |
| Faculty Personnel | 24 |
| Security Personnel | 0 |
| Total Campus Population | 634 |



Tennessee Technology Center at Knoxville - 2010

| GROUP A OFFENSES | Offense | Rate per 1,000 | Cleared | % Cleared |
|---|----------|----------------|----------|------------|
| Homicide Offenses (Total) | 0 | 0.0 | 0 | 0.0 |
| Murder | 0 | 0.0 | 0 | 0.0 |
| Negligent Manslaughter | 0 | 0.0 | 0 | 0.0 |
| Kidnaping/Abduction | 0 | 0.0 | 0 | 0.0 |
| Sex Offenses (Forcible) (Total) | 0 | 0.0 | 0 | 0.0 |
| Forcible Rape | 0 | 0.0 | 0 | 0.0 |
| Forcible Sodomy | 0 | 0.0 | 0 | 0.0 |
| Sexual Assault W/Object | 0 | 0.0 | 0 | 0.0 |
| Forcible Fondling | 0 | 0.0 | 0 | 0.0 |
| Robbery | 0 | 0.0 | 0 | 0.0 |
| Assault Offenses (Total) | 0 | 0.0 | 0 | 0.0 |
| Aggravated Assault | 0 | 0.0 | 0 | 0.0 |
| Simple Assault | 0 | 0.0 | 0 | 0.0 |
| Intimidation | 0 | 0.0 | 0 | 0.0 |
| Stalking | 0 | 0.0 | 0 | 0.0 |
| Arson | 0 | 0.0 | 0 | 0.0 |
| Extortion/Blackmail | 0 | 0.0 | 0 | 0.0 |
| Burglary | 1 | 1.4 | 0 | 0.0 |
| Larceny/Theft Offenses (Total) | 1 | 1.4 | 0 | 0.0 |
| Theft - Pocket-picking | 0 | 0.0 | 0 | 0.0 |
| Theft - Purse Snatching | 0 | 0.0 | 0 | 0.0 |
| Theft - Shoplifting | 0 | 0.0 | 0 | 0.0 |
| Theft From Building | 0 | 0.0 | 0 | 0.0 |
| Theft From Coin Machine | 0 | 0.0 | 0 | 0.0 |
| Theft From Motor Vehicle | 0 | 0.0 | 0 | 0.0 |
| Theft of Motor Vehicle Parts | 1 | 1.4 | 0 | 0.0 |
| Theft - All Other Larceny | 0 | 0.0 | 0 | 0.0 |
| Motor Vehicle Theft | 0 | 0.0 | 0 | 0.0 |
| Counterfeiting/Forgery | 0 | 0.0 | 0 | 0.0 |
| Fraud Offenses (Total) | 0 | 0.0 | 0 | 0.0 |
| Fraud - False Pretenses | 0 | 0.0 | 0 | 0.0 |
| Fraud - Credit Card/ATM | 0 | 0.0 | 0 | 0.0 |
| Fraud - Impersonation | 0 | 0.0 | 0 | 0.0 |
| Fraud - Welfare | 0 | 0.0 | 0 | 0.0 |
| Fraud - Wire | 0 | 0.0 | 0 | 0.0 |
| Embezzlement | 0 | 0.0 | 0 | 0.0 |
| Stolen Property Offenses | 0 | 0.0 | 0 | 0.0 |
| Destruction/Damage/Vandalism | 0 | 0.0 | 0 | 0.0 |
| Drug/Narcotic Violations (Total) | 0 | 0.0 | 0 | 0.0 |
| Drug/Narcotic Violations | 0 | 0.0 | 0 | 0.0 |
| Drug/Narcotic Equipment Violations | 0 | 0.0 | 0 | 0.0 |

| GROUP A OFFENSES | Offense | Rate per 1,000 | Cleared | % Cleared |
|---|----------|----------------|----------|------------|
| Sex Offenses (Nonforcible) (Total) | 0 | 0.0 | 0 | 0.0 |
| Incest | 0 | 0.0 | 0 | 0.0 |
| Statutory Rape | 0 | 0.0 | 0 | 0.0 |
| Pornography/Obscene Material | 0 | 0.0 | 0 | 0.0 |
| Gambling Offenses (Total) | 0 | 0.0 | 0 | 0.0 |
| Gambling - Betting/Wagering | 0 | 0.0 | 0 | 0.0 |
| Gambling - Operating/Promoting | 0 | 0.0 | 0 | 0.0 |
| Gambling - Equipment Violations | 0 | 0.0 | 0 | 0.0 |
| Gambling - Sports Tampering | 0 | 0.0 | 0 | 0.0 |
| Prostitution Offenses (Total) | 0 | 0.0 | 0 | 0.0 |
| Prostitution | 0 | 0.0 | 0 | 0.0 |
| Prostitution Assisting/Promoting | 0 | 0.0 | 0 | 0.0 |
| Bribery | 0 | 0.0 | 0 | 0.0 |
| Weapon Law Violations | 0 | 0.0 | 0 | 0.0 |

| GROUP B OFFENSES | Offenses | Rate per 1,000 |
|-----------------------|----------|----------------|
| Bad Checks | 0 | 0.0 |
| Curfew/Vagrancy | 0 | 0.0 |
| Disorderly Conduct | 0 | 0.0 |
| DUI | 0 | 0.0 |
| Drunkenness | 0 | 0.0 |
| Family-Non Violent | 0 | 0.0 |
| Liquor Law Violations | 0 | 0.0 |
| Peeping Tom | 0 | 0.0 |
| Runaway | 0 | 0.0 |
| Trespass | 0 | 0.0 |
| All Other Offenses | 0 | 0.0 |

| 2010 Fall Term Campus Population | |
|----------------------------------|------------|
| Undergraduate Enrollment | 660 |
| Graduate Enrollment | 0 |
| Staff Personnel | 15 |
| Faculty Personnel | 43 |
| Security Personnel | 0 |
| Total Campus Population | 718 |



Tennessee Technology Center at Livingston - 2010

| GROUP A OFFENSES | Offense | Rate per 1,000 | Cleared | % Cleared |
|---|----------|----------------|----------|------------|
| Homicide Offenses (Total) | 0 | 0.0 | 0 | 0.0 |
| Murder | 0 | 0.0 | 0 | 0.0 |
| Negligent Manslaughter | 0 | 0.0 | 0 | 0.0 |
| Kidnaping/Abduction | 0 | 0.0 | 0 | 0.0 |
| Sex Offenses (Forcible) (Total) | 0 | 0.0 | 0 | 0.0 |
| Forcible Rape | 0 | 0.0 | 0 | 0.0 |
| Forcible Sodomy | 0 | 0.0 | 0 | 0.0 |
| Sexual Assault W/Object | 0 | 0.0 | 0 | 0.0 |
| Forcible Fondling | 0 | 0.0 | 0 | 0.0 |
| Robbery | 0 | 0.0 | 0 | 0.0 |
| Assault Offenses (Total) | 0 | 0.0 | 0 | 0.0 |
| Aggravated Assault | 0 | 0.0 | 0 | 0.0 |
| Simple Assault | 0 | 0.0 | 0 | 0.0 |
| Intimidation | 0 | 0.0 | 0 | 0.0 |
| Stalking | 0 | 0.0 | 0 | 0.0 |
| Arson | 0 | 0.0 | 0 | 0.0 |
| Extortion/Blackmail | 0 | 0.0 | 0 | 0.0 |
| Burglary | 0 | 0.0 | 0 | 0.0 |
| Larceny/Theft Offenses (Total) | 0 | 0.0 | 0 | 0.0 |
| Theft - Pocket-picking | 0 | 0.0 | 0 | 0.0 |
| Theft - Purse Snatching | 0 | 0.0 | 0 | 0.0 |
| Theft - Shoplifting | 0 | 0.0 | 0 | 0.0 |
| Theft From Building | 0 | 0.0 | 0 | 0.0 |
| Theft From Coin Machine | 0 | 0.0 | 0 | 0.0 |
| Theft From Motor Vehicle | 0 | 0.0 | 0 | 0.0 |
| Theft of Motor Vehicle Parts | 0 | 0.0 | 0 | 0.0 |
| Theft - All Other Larceny | 0 | 0.0 | 0 | 0.0 |
| Motor Vehicle Theft | 0 | 0.0 | 0 | 0.0 |
| Counterfeiting/Forgery | 0 | 0.0 | 0 | 0.0 |
| Fraud Offenses (Total) | 0 | 0.0 | 0 | 0.0 |
| Fraud - False Pretenses | 0 | 0.0 | 0 | 0.0 |
| Fraud - Credit Card/ATM | 0 | 0.0 | 0 | 0.0 |
| Fraud - Impersonation | 0 | 0.0 | 0 | 0.0 |
| Fraud - Welfare | 0 | 0.0 | 0 | 0.0 |
| Fraud - Wire | 0 | 0.0 | 0 | 0.0 |
| Embezzlement | 0 | 0.0 | 0 | 0.0 |
| Stolen Property Offenses | 0 | 0.0 | 0 | 0.0 |
| Destruction/Damage/Vandalism | 0 | 0.0 | 0 | 0.0 |
| Drug/Narcotic Violations (Total) | 0 | 0.0 | 0 | 0.0 |
| Drug/Narcotic Violations | 0 | 0.0 | 0 | 0.0 |
| Drug/Narcotic Equipment Violations | 0 | 0.0 | 0 | 0.0 |

| GROUP A OFFENSES | Offense | Rate per 1,000 | Cleared | % Cleared |
|---|----------|----------------|----------|------------|
| Sex Offenses (Nonforcible) (Total) | 0 | 0.0 | 0 | 0.0 |
| Incest | 0 | 0.0 | 0 | 0.0 |
| Statutory Rape | 0 | 0.0 | 0 | 0.0 |
| Pornography/Obscene Material | 0 | 0.0 | 0 | 0.0 |
| Gambling Offenses (Total) | 0 | 0.0 | 0 | 0.0 |
| Gambling - Betting/Wagering | 0 | 0.0 | 0 | 0.0 |
| Gambling - Operating/Promoting | 0 | 0.0 | 0 | 0.0 |
| Gambling - Equipment Violations | 0 | 0.0 | 0 | 0.0 |
| Gambling - Sports Tampering | 0 | 0.0 | 0 | 0.0 |
| Prostitution Offenses (Total) | 0 | 0.0 | 0 | 0.0 |
| Prostitution | 0 | 0.0 | 0 | 0.0 |
| Prostitution Assisting/Promoting | 0 | 0.0 | 0 | 0.0 |
| Bribery | 0 | 0.0 | 0 | 0.0 |
| Weapon Law Violations | 0 | 0.0 | 0 | 0.0 |

| GROUP B OFFENSES | Offenses | Rate per 1,000 |
|-----------------------|----------|----------------|
| Bad Checks | 0 | 0.0 |
| Curfew/Vagrancy | 0 | 0.0 |
| Disorderly Conduct | 0 | 0.0 |
| DUI | 0 | 0.0 |
| Drunkenness | 0 | 0.0 |
| Family-Non Violent | 0 | 0.0 |
| Liquor Law Violations | 0 | 0.0 |
| Peeping Tom | 0 | 0.0 |
| Runaway | 0 | 0.0 |
| Trespass | 0 | 0.0 |
| All Other Offenses | 0 | 0.0 |

| 2010 Fall Term Campus Population | |
|----------------------------------|------------|
| Undergraduate Enrollment | 292 |
| Graduate Enrollment | 0 |
| Staff Personnel | 13 |
| Faculty Personnel | 18 |
| Security Personnel | 0 |
| Total Campus Population | 323 |



Tennessee Technology Center at McKenzie - 2010

| GROUP A OFFENSES | Offense | Rate per 1,000 | Cleared | % Cleared |
|---|----------|----------------|----------|------------|
| Homicide Offenses (Total) | 0 | 0.0 | 0 | 0.0 |
| Murder | 0 | 0.0 | 0 | 0.0 |
| Negligent Manslaughter | 0 | 0.0 | 0 | 0.0 |
| Kidnaping/Abduction | 0 | 0.0 | 0 | 0.0 |
| Sex Offenses (Forcible) (Total) | 0 | 0.0 | 0 | 0.0 |
| Forcible Rape | 0 | 0.0 | 0 | 0.0 |
| Forcible Sodomy | 0 | 0.0 | 0 | 0.0 |
| Sexual Assault W/Object | 0 | 0.0 | 0 | 0.0 |
| Forcible Fondling | 0 | 0.0 | 0 | 0.0 |
| Robbery | 0 | 0.0 | 0 | 0.0 |
| Assault Offenses (Total) | 0 | 0.0 | 0 | 0.0 |
| Aggravated Assault | 0 | 0.0 | 0 | 0.0 |
| Simple Assault | 0 | 0.0 | 0 | 0.0 |
| Intimidation | 0 | 0.0 | 0 | 0.0 |
| Stalking | 0 | 0.0 | 0 | 0.0 |
| Arson | 0 | 0.0 | 0 | 0.0 |
| Extortion/Blackmail | 0 | 0.0 | 0 | 0.0 |
| Burglary | 0 | 0.0 | 0 | 0.0 |
| Larceny/Theft Offenses (Total) | 0 | 0.0 | 0 | 0.0 |
| Theft - Pocket-picking | 0 | 0.0 | 0 | 0.0 |
| Theft - Purse Snatching | 0 | 0.0 | 0 | 0.0 |
| Theft - Shoplifting | 0 | 0.0 | 0 | 0.0 |
| Theft From Building | 0 | 0.0 | 0 | 0.0 |
| Theft From Coin Machine | 0 | 0.0 | 0 | 0.0 |
| Theft From Motor Vehicle | 0 | 0.0 | 0 | 0.0 |
| Theft of Motor Vehicle Parts | 0 | 0.0 | 0 | 0.0 |
| Theft - All Other Larceny | 0 | 0.0 | 0 | 0.0 |
| Motor Vehicle Theft | 0 | 0.0 | 0 | 0.0 |
| Counterfeiting/Forgery | 0 | 0.0 | 0 | 0.0 |
| Fraud Offenses (Total) | 0 | 0.0 | 0 | 0.0 |
| Fraud - False Pretenses | 0 | 0.0 | 0 | 0.0 |
| Fraud - Credit Card/ATM | 0 | 0.0 | 0 | 0.0 |
| Fraud - Impersonation | 0 | 0.0 | 0 | 0.0 |
| Fraud - Welfare | 0 | 0.0 | 0 | 0.0 |
| Fraud - Wire | 0 | 0.0 | 0 | 0.0 |
| Embezzlement | 0 | 0.0 | 0 | 0.0 |
| Stolen Property Offenses | 0 | 0.0 | 0 | 0.0 |
| Destruction/Damage/Vandalism | 0 | 0.0 | 0 | 0.0 |
| Drug/Narcotic Violations (Total) | 0 | 0.0 | 0 | 0.0 |
| Drug/Narcotic Violations | 0 | 0.0 | 0 | 0.0 |
| Drug/Narcotic Equipment Violations | 0 | 0.0 | 0 | 0.0 |

| GROUP A OFFENSES | Offense | Rate per 1,000 | Cleared | % Cleared |
|---|----------|----------------|----------|------------|
| Sex Offenses (Nonforcible) (Total) | 0 | 0.0 | 0 | 0.0 |
| Incest | 0 | 0.0 | 0 | 0.0 |
| Statutory Rape | 0 | 0.0 | 0 | 0.0 |
| Pornography/Obscene Material | 0 | 0.0 | 0 | 0.0 |
| Gambling Offenses (Total) | 0 | 0.0 | 0 | 0.0 |
| Gambling - Betting/Wagering | 0 | 0.0 | 0 | 0.0 |
| Gambling - Operating/Promoting | 0 | 0.0 | 0 | 0.0 |
| Gambling - Equipment Violations | 0 | 0.0 | 0 | 0.0 |
| Gambling - Sports Tampering | 0 | 0.0 | 0 | 0.0 |
| Prostitution Offenses (Total) | 0 | 0.0 | 0 | 0.0 |
| Prostitution | 0 | 0.0 | 0 | 0.0 |
| Prostitution Assisting/Promoting | 0 | 0.0 | 0 | 0.0 |
| Bribery | 0 | 0.0 | 0 | 0.0 |
| Weapon Law Violations | 0 | 0.0 | 0 | 0.0 |

| GROUP B OFFENSES | Offenses | Rate per 1,000 |
|-----------------------|----------|----------------|
| Bad Checks | 0 | 0.0 |
| Curfew/Vagrancy | 0 | 0.0 |
| Disorderly Conduct | 0 | 0.0 |
| DUI | 0 | 0.0 |
| Drunkenness | 0 | 0.0 |
| Family-Non Violent | 0 | 0.0 |
| Liquor Law Violations | 0 | 0.0 |
| Peeping Tom | 0 | 0.0 |
| Runaway | 0 | 0.0 |
| Trespass | 0 | 0.0 |
| All Other Offenses | 0 | 0.0 |

| 2010 Fall Term Campus Population | |
|----------------------------------|------------|
| Undergraduate Enrollment | 241 |
| Graduate Enrollment | 0 |
| Staff Personnel | 9 |
| Faculty Personnel | 11 |
| Security Personnel | 0 |
| Total Campus Population | 261 |



Tennessee Technology Center at McMinnville - 2010

| GROUP A OFFENSES | Offense | Rate per 1,000 | Cleared | % Cleared |
|---|----------|----------------|----------|------------|
| Homicide Offenses (Total) | 0 | 0.0 | 0 | 0.0 |
| Murder | 0 | 0.0 | 0 | 0.0 |
| Negligent Manslaughter | 0 | 0.0 | 0 | 0.0 |
| Kidnaping/Abduction | 0 | 0.0 | 0 | 0.0 |
| Sex Offenses (Forcible) (Total) | 0 | 0.0 | 0 | 0.0 |
| Forcible Rape | 0 | 0.0 | 0 | 0.0 |
| Forcible Sodomy | 0 | 0.0 | 0 | 0.0 |
| Sexual Assault W/Object | 0 | 0.0 | 0 | 0.0 |
| Forcible Fondling | 0 | 0.0 | 0 | 0.0 |
| Robbery | 0 | 0.0 | 0 | 0.0 |
| Assault Offenses (Total) | 0 | 0.0 | 0 | 0.0 |
| Aggravated Assault | 0 | 0.0 | 0 | 0.0 |
| Simple Assault | 0 | 0.0 | 0 | 0.0 |
| Intimidation | 0 | 0.0 | 0 | 0.0 |
| Stalking | 0 | 0.0 | 0 | 0.0 |
| Arson | 0 | 0.0 | 0 | 0.0 |
| Extortion/Blackmail | 0 | 0.0 | 0 | 0.0 |
| Burglary | 0 | 0.0 | 0 | 0.0 |
| Larceny/Theft Offenses (Total) | 0 | 0.0 | 0 | 0.0 |
| Theft - Pocket-picking | 0 | 0.0 | 0 | 0.0 |
| Theft - Purse Snatching | 0 | 0.0 | 0 | 0.0 |
| Theft - Shoplifting | 0 | 0.0 | 0 | 0.0 |
| Theft From Building | 0 | 0.0 | 0 | 0.0 |
| Theft From Coin Machine | 0 | 0.0 | 0 | 0.0 |
| Theft From Motor Vehicle | 0 | 0.0 | 0 | 0.0 |
| Theft of Motor Vehicle Parts | 0 | 0.0 | 0 | 0.0 |
| Theft - All Other Larceny | 0 | 0.0 | 0 | 0.0 |
| Motor Vehicle Theft | 0 | 0.0 | 0 | 0.0 |
| Counterfeiting/Forgery | 0 | 0.0 | 0 | 0.0 |
| Fraud Offenses (Total) | 0 | 0.0 | 0 | 0.0 |
| Fraud - False Pretenses | 0 | 0.0 | 0 | 0.0 |
| Fraud - Credit Card/ATM | 0 | 0.0 | 0 | 0.0 |
| Fraud - Impersonation | 0 | 0.0 | 0 | 0.0 |
| Fraud - Welfare | 0 | 0.0 | 0 | 0.0 |
| Fraud - Wire | 0 | 0.0 | 0 | 0.0 |
| Embezzlement | 0 | 0.0 | 0 | 0.0 |
| Stolen Property Offenses | 0 | 0.0 | 0 | 0.0 |
| Destruction/Damage/Vandalism | 0 | 0.0 | 0 | 0.0 |
| Drug/Narcotic Violations (Total) | 0 | 0.0 | 0 | 0.0 |
| Drug/Narcotic Violations | 0 | 0.0 | 0 | 0.0 |
| Drug/Narcotic Equipment Violations | 0 | 0.0 | 0 | 0.0 |

| GROUP A OFFENSES | Offense | Rate per 1,000 | Cleared | % Cleared |
|---|----------|----------------|----------|------------|
| Sex Offenses (Nonforcible) (Total) | 0 | 0.0 | 0 | 0.0 |
| Incest | 0 | 0.0 | 0 | 0.0 |
| Statutory Rape | 0 | 0.0 | 0 | 0.0 |
| Pornography/Obscene Material | 0 | 0.0 | 0 | 0.0 |
| Gambling Offenses (Total) | 0 | 0.0 | 0 | 0.0 |
| Gambling - Betting/Wagering | 0 | 0.0 | 0 | 0.0 |
| Gambling - Operating/Promoting | 0 | 0.0 | 0 | 0.0 |
| Gambling - Equipment Violations | 0 | 0.0 | 0 | 0.0 |
| Gambling - Sports Tampering | 0 | 0.0 | 0 | 0.0 |
| Prostitution Offenses (Total) | 0 | 0.0 | 0 | 0.0 |
| Prostitution | 0 | 0.0 | 0 | 0.0 |
| Prostitution Assisting/Promoting | 0 | 0.0 | 0 | 0.0 |
| Bribery | 0 | 0.0 | 0 | 0.0 |
| Weapon Law Violations | 0 | 0.0 | 0 | 0.0 |

| GROUP B OFFENSES | Offenses | Rate per 1,000 |
|-----------------------|----------|----------------|
| Bad Checks | 0 | 0.0 |
| Curfew/Vagrancy | 0 | 0.0 |
| Disorderly Conduct | 0 | 0.0 |
| DUI | 0 | 0.0 |
| Drunkenness | 0 | 0.0 |
| Family-Non Violent | 0 | 0.0 |
| Liquor Law Violations | 0 | 0.0 |
| Peeping Tom | 0 | 0.0 |
| Runaway | 0 | 0.0 |
| Trespass | 0 | 0.0 |
| All Other Offenses | 0 | 0.0 |

| 2010 Fall Term Campus Population | |
|----------------------------------|------------|
| Undergraduate Enrollment | 225 |
| Graduate Enrollment | 0 |
| Staff Personnel | 9 |
| Faculty Personnel | 17 |
| Security Personnel | 0 |
| Total Campus Population | 251 |



Tennessee Technology Center at Memphis - 2010

| GROUP A OFFENSES | Offense | Rate per 1,000 | Cleared | % Cleared |
|---|----------|----------------|----------|-------------|
| Homicide Offenses (Total) | 0 | 0.0 | 0 | 0.0 |
| Murder | 0 | 0.0 | 0 | 0.0 |
| Negligent Manslaughter | 0 | 0.0 | 0 | 0.0 |
| Kidnaping/Abduction | 0 | 0.0 | 0 | 0.0 |
| Sex Offenses (Forcible) (Total) | 0 | 0.0 | 0 | 0.0 |
| Forcible Rape | 0 | 0.0 | 0 | 0.0 |
| Forcible Sodomy | 0 | 0.0 | 0 | 0.0 |
| Sexual Assault W/Object | 0 | 0.0 | 0 | 0.0 |
| Forcible Fondling | 0 | 0.0 | 0 | 0.0 |
| Robbery | 0 | 0.0 | 0 | 0.0 |
| Assault Offenses (Total) | 5 | 7.0 | 1 | 20.0 |
| Aggravated Assault | 1 | 1.4 | 0 | 0.0 |
| Simple Assault | 1 | 1.4 | 0 | 0.0 |
| Intimidation | 2 | 2.8 | 0 | 0.0 |
| Stalking | 1 | 1.4 | 1 | 100.0 |
| Arson | 0 | 0.0 | 0 | 0.0 |
| Extortion/Blackmail | 0 | 0.0 | 0 | 0.0 |
| Burglary | 0 | 0.0 | 0 | 0.0 |
| Larceny/Theft Offenses (Total) | 7 | 9.8 | 0 | 0.0 |
| Theft - Pocket-picking | 0 | 0.0 | 0 | 0.0 |
| Theft - Purse Snatching | 0 | 0.0 | 0 | 0.0 |
| Theft - Shoplifting | 0 | 0.0 | 0 | 0.0 |
| Theft From Building | 4 | 5.6 | 0 | 0.0 |
| Theft From Coin Machine | 0 | 0.0 | 0 | 0.0 |
| Theft From Motor Vehicle | 2 | 2.8 | 0 | 0.0 |
| Theft of Motor Vehicle Parts | 1 | 1.4 | 0 | 0.0 |
| Theft - All Other Larceny | 0 | 0.0 | 0 | 0.0 |
| Motor Vehicle Theft | 3 | 4.2 | 0 | 0.0 |
| Counterfeiting/Forgery | 0 | 0.0 | 0 | 0.0 |
| Fraud Offenses (Total) | 0 | 0.0 | 0 | 0.0 |
| Fraud - False Pretenses | 0 | 0.0 | 0 | 0.0 |
| Fraud - Credit Card/ATM | 0 | 0.0 | 0 | 0.0 |
| Fraud - Impersonation | 0 | 0.0 | 0 | 0.0 |
| Fraud - Welfare | 0 | 0.0 | 0 | 0.0 |
| Fraud - Wire | 0 | 0.0 | 0 | 0.0 |
| Embezzlement | 0 | 0.0 | 0 | 0.0 |
| Stolen Property Offenses | 0 | 0.0 | 0 | 0.0 |
| Destruction/Damage/Vandalism | 0 | 0.0 | 0 | 0.0 |
| Drug/Narcotic Violations (Total) | 0 | 0.0 | 0 | 0.0 |
| Drug/Narcotic Violations | 0 | 0.0 | 0 | 0.0 |
| Drug/Narcotic Equipment Violations | 0 | 0.0 | 0 | 0.0 |

| GROUP A OFFENSES | Offense | Rate per 1,000 | Cleared | % Cleared |
|---|----------|----------------|----------|------------|
| Sex Offenses (Nonforcible) (Total) | 0 | 0.0 | 0 | 0.0 |
| Incest | 0 | 0.0 | 0 | 0.0 |
| Statutory Rape | 0 | 0.0 | 0 | 0.0 |
| Pornography/Obscene Material | 0 | 0.0 | 0 | 0.0 |
| Gambling Offenses (Total) | 0 | 0.0 | 0 | 0.0 |
| Gambling - Betting/Wagering | 0 | 0.0 | 0 | 0.0 |
| Gambling - Operating/Promoting | 0 | 0.0 | 0 | 0.0 |
| Gambling - Equipment Violations | 0 | 0.0 | 0 | 0.0 |
| Gambling - Sports Tampering | 0 | 0.0 | 0 | 0.0 |
| Prostitution Offenses (Total) | 0 | 0.0 | 0 | 0.0 |
| Prostitution | 0 | 0.0 | 0 | 0.0 |
| Prostitution Assisting/Promoting | 0 | 0.0 | 0 | 0.0 |
| Bribery | 0 | 0.0 | 0 | 0.0 |
| Weapon Law Violations | 0 | 0.0 | 0 | 0.0 |

| GROUP B OFFENSES | Offenses | Rate per 1,000 |
|-----------------------|----------|----------------|
| Bad Checks | 0 | 0.0 |
| Curfew/Vagrancy | 0 | 0.0 |
| Disorderly Conduct | 0 | 0.0 |
| DUI | 0 | 0.0 |
| Drunkenness | 0 | 0.0 |
| Family-Non Violent | 0 | 0.0 |
| Liquor Law Violations | 0 | 0.0 |
| Peeping Tom | 0 | 0.0 |
| Runaway | 0 | 0.0 |
| Trespass | 0 | 0.0 |
| All Other Offenses | 0 | 0.0 |

| 2010 Fall Term Campus Population | |
|----------------------------------|------------|
| Undergraduate Enrollment | 646 |
| Graduate Enrollment | 0 |
| Staff Personnel | 23 |
| Faculty Personnel | 40 |
| Security Personnel | 2 |
| Total Campus Population | 711 |



Tennessee Technology Center at Morristown - 2010

| GROUP A OFFENSES | Offense | Rate per 1,000 | Cleared | % Cleared |
|---|----------|----------------|----------|------------|
| Homicide Offenses (Total) | 0 | 0.0 | 0 | 0.0 |
| Murder | 0 | 0.0 | 0 | 0.0 |
| Negligent Manslaughter | 0 | 0.0 | 0 | 0.0 |
| Kidnaping/Abduction | 0 | 0.0 | 0 | 0.0 |
| Sex Offenses (Forcible) (Total) | 0 | 0.0 | 0 | 0.0 |
| Forcible Rape | 0 | 0.0 | 0 | 0.0 |
| Forcible Sodomy | 0 | 0.0 | 0 | 0.0 |
| Sexual Assault W/Object | 0 | 0.0 | 0 | 0.0 |
| Forcible Fondling | 0 | 0.0 | 0 | 0.0 |
| Robbery | 0 | 0.0 | 0 | 0.0 |
| Assault Offenses (Total) | 0 | 0.0 | 0 | 0.0 |
| Aggravated Assault | 0 | 0.0 | 0 | 0.0 |
| Simple Assault | 0 | 0.0 | 0 | 0.0 |
| Intimidation | 0 | 0.0 | 0 | 0.0 |
| Stalking | 0 | 0.0 | 0 | 0.0 |
| Arson | 0 | 0.0 | 0 | 0.0 |
| Extortion/Blackmail | 0 | 0.0 | 0 | 0.0 |
| Burglary | 0 | 0.0 | 0 | 0.0 |
| Larceny/Theft Offenses (Total) | 0 | 0.0 | 0 | 0.0 |
| Theft - Pocket-picking | 0 | 0.0 | 0 | 0.0 |
| Theft - Purse Snatching | 0 | 0.0 | 0 | 0.0 |
| Theft - Shoplifting | 0 | 0.0 | 0 | 0.0 |
| Theft From Building | 0 | 0.0 | 0 | 0.0 |
| Theft From Coin Machine | 0 | 0.0 | 0 | 0.0 |
| Theft From Motor Vehicle | 0 | 0.0 | 0 | 0.0 |
| Theft of Motor Vehicle Parts | 0 | 0.0 | 0 | 0.0 |
| Theft - All Other Larceny | 0 | 0.0 | 0 | 0.0 |
| Motor Vehicle Theft | 0 | 0.0 | 0 | 0.0 |
| Counterfeiting/Forgery | 0 | 0.0 | 0 | 0.0 |
| Fraud Offenses (Total) | 0 | 0.0 | 0 | 0.0 |
| Fraud - False Pretenses | 0 | 0.0 | 0 | 0.0 |
| Fraud - Credit Card/ATM | 0 | 0.0 | 0 | 0.0 |
| Fraud - Impersonation | 0 | 0.0 | 0 | 0.0 |
| Fraud - Welfare | 0 | 0.0 | 0 | 0.0 |
| Fraud - Wire | 0 | 0.0 | 0 | 0.0 |
| Embezzlement | 0 | 0.0 | 0 | 0.0 |
| Stolen Property Offenses | 0 | 0.0 | 0 | 0.0 |
| Destruction/Damage/Vandalism | 0 | 0.0 | 0 | 0.0 |
| Drug/Narcotic Violations (Total) | 0 | 0.0 | 0 | 0.0 |
| Drug/Narcotic Violations | 0 | 0.0 | 0 | 0.0 |
| Drug/Narcotic Equipment Violations | 0 | 0.0 | 0 | 0.0 |

| GROUP A OFFENSES | Offense | Rate per 1,000 | Cleared | % Cleared |
|---|----------|----------------|----------|------------|
| Sex Offenses (Nonforcible) (Total) | 0 | 0.0 | 0 | 0.0 |
| Incest | 0 | 0.0 | 0 | 0.0 |
| Statutory Rape | 0 | 0.0 | 0 | 0.0 |
| Pornography/Obscene Material | 0 | 0.0 | 0 | 0.0 |
| Gambling Offenses (Total) | 0 | 0.0 | 0 | 0.0 |
| Gambling - Betting/Wagering | 0 | 0.0 | 0 | 0.0 |
| Gambling - Operating/Promoting | 0 | 0.0 | 0 | 0.0 |
| Gambling - Equipment Violations | 0 | 0.0 | 0 | 0.0 |
| Gambling - Sports Tampering | 0 | 0.0 | 0 | 0.0 |
| Prostitution Offenses (Total) | 0 | 0.0 | 0 | 0.0 |
| Prostitution | 0 | 0.0 | 0 | 0.0 |
| Prostitution Assisting/Promoting | 0 | 0.0 | 0 | 0.0 |
| Bribery | 0 | 0.0 | 0 | 0.0 |
| Weapon Law Violations | 0 | 0.0 | 0 | 0.0 |

| GROUP B OFFENSES | Offenses | Rate per 1,000 |
|-----------------------|----------|----------------|
| Bad Checks | 0 | 0.0 |
| Curfew/Vagrancy | 0 | 0.0 |
| Disorderly Conduct | 0 | 0.0 |
| DUI | 0 | 0.0 |
| Drunkenness | 0 | 0.0 |
| Family-Non Violent | 0 | 0.0 |
| Liquor Law Violations | 0 | 0.0 |
| Peeping Tom | 0 | 0.0 |
| Runaway | 0 | 0.0 |
| Trespass | 0 | 0.0 |
| All Other Offenses | 0 | 0.0 |

| 2010 Fall Term Campus Population | |
|----------------------------------|------------|
| Undergraduate Enrollment | 638 |
| Graduate Enrollment | 0 |
| Staff Personnel | 18 |
| Faculty Personnel | 30 |
| Security Personnel | 0 |
| Total Campus Population | 686 |



Tennessee Technology Center at Murfreesboro - 2010

| GROUP A OFFENSES | Offense | Rate per 1,000 | Cleared | % Cleared |
|---|----------|----------------|----------|------------|
| Homicide Offenses (Total) | 0 | 0.0 | 0 | 0.0 |
| Murder | 0 | 0.0 | 0 | 0.0 |
| Negligent Manslaughter | 0 | 0.0 | 0 | 0.0 |
| Kidnaping/Abduction | 0 | 0.0 | 0 | 0.0 |
| Sex Offenses (Forcible) (Total) | 0 | 0.0 | 0 | 0.0 |
| Forcible Rape | 0 | 0.0 | 0 | 0.0 |
| Forcible Sodomy | 0 | 0.0 | 0 | 0.0 |
| Sexual Assault W/Object | 0 | 0.0 | 0 | 0.0 |
| Forcible Fondling | 0 | 0.0 | 0 | 0.0 |
| Robbery | 0 | 0.0 | 0 | 0.0 |
| Assault Offenses (Total) | 0 | 0.0 | 0 | 0.0 |
| Aggravated Assault | 0 | 0.0 | 0 | 0.0 |
| Simple Assault | 0 | 0.0 | 0 | 0.0 |
| Intimidation | 0 | 0.0 | 0 | 0.0 |
| Stalking | 0 | 0.0 | 0 | 0.0 |
| Arson | 0 | 0.0 | 0 | 0.0 |
| Extortion/Blackmail | 0 | 0.0 | 0 | 0.0 |
| Burglary | 0 | 0.0 | 0 | 0.0 |
| Larceny/Theft Offenses (Total) | 1 | 2.4 | 0 | 0.0 |
| Theft - Pocket-picking | 0 | 0.0 | 0 | 0.0 |
| Theft - Purse Snatching | 0 | 0.0 | 0 | 0.0 |
| Theft - Shoplifting | 0 | 0.0 | 0 | 0.0 |
| Theft From Building | 0 | 0.0 | 0 | 0.0 |
| Theft From Coin Machine | 0 | 0.0 | 0 | 0.0 |
| Theft From Motor Vehicle | 0 | 0.0 | 0 | 0.0 |
| Theft of Motor Vehicle Parts | 1 | 2.4 | 0 | 0.0 |
| Theft - All Other Larceny | 0 | 0.0 | 0 | 0.0 |
| Motor Vehicle Theft | 0 | 0.0 | 0 | 0.0 |
| Counterfeiting/Forgery | 0 | 0.0 | 0 | 0.0 |
| Fraud Offenses (Total) | 0 | 0.0 | 0 | 0.0 |
| Fraud - False Pretenses | 0 | 0.0 | 0 | 0.0 |
| Fraud - Credit Card/ATM | 0 | 0.0 | 0 | 0.0 |
| Fraud - Impersonation | 0 | 0.0 | 0 | 0.0 |
| Fraud - Welfare | 0 | 0.0 | 0 | 0.0 |
| Fraud - Wire | 0 | 0.0 | 0 | 0.0 |
| Embezzlement | 0 | 0.0 | 0 | 0.0 |
| Stolen Property Offenses | 0 | 0.0 | 0 | 0.0 |
| Destruction/Damage/Vandalism | 0 | 0.0 | 0 | 0.0 |
| Drug/Narcotic Violations (Total) | 0 | 0.0 | 0 | 0.0 |
| Drug/Narcotic Violations | 0 | 0.0 | 0 | 0.0 |
| Drug/Narcotic Equipment Violations | 0 | 0.0 | 0 | 0.0 |

| GROUP A OFFENSES | Offense | Rate per 1,000 | Cleared | % Cleared |
|---|----------|----------------|----------|------------|
| Sex Offenses (Nonforcible) (Total) | 0 | 0.0 | 0 | 0.0 |
| Incest | 0 | 0.0 | 0 | 0.0 |
| Statutory Rape | 0 | 0.0 | 0 | 0.0 |
| Pornography/Obscene Material | 0 | 0.0 | 0 | 0.0 |
| Gambling Offenses (Total) | 0 | 0.0 | 0 | 0.0 |
| Gambling - Betting/Wagering | 0 | 0.0 | 0 | 0.0 |
| Gambling - Operating/Promoting | 0 | 0.0 | 0 | 0.0 |
| Gambling - Equipment Violations | 0 | 0.0 | 0 | 0.0 |
| Gambling - Sports Tampering | 0 | 0.0 | 0 | 0.0 |
| Prostitution Offenses (Total) | 0 | 0.0 | 0 | 0.0 |
| Prostitution | 0 | 0.0 | 0 | 0.0 |
| Prostitution Assisting/Promoting | 0 | 0.0 | 0 | 0.0 |
| Bribery | 0 | 0.0 | 0 | 0.0 |
| Weapon Law Violations | 0 | 0.0 | 0 | 0.0 |

| GROUP B OFFENSES | Offenses | Rate per 1,000 |
|-----------------------|----------|----------------|
| Bad Checks | 0 | 0.0 |
| Curfew/Vagrancy | 0 | 0.0 |
| Disorderly Conduct | 0 | 0.0 |
| DUI | 0 | 0.0 |
| Drunkenness | 0 | 0.0 |
| Family-Non Violent | 0 | 0.0 |
| Liquor Law Violations | 0 | 0.0 |
| Peeping Tom | 0 | 0.0 |
| Runaway | 0 | 0.0 |
| Trespass | 0 | 0.0 |
| All Other Offenses | 0 | 0.0 |

| 2010 Fall Term Campus Population | |
|----------------------------------|------------|
| Undergraduate Enrollment | 378 |
| Graduate Enrollment | 0 |
| Staff Personnel | 13 |
| Faculty Personnel | 17 |
| Security Personnel | 1 |
| Total Campus Population | 409 |



Tennessee Technology Center at Nashville - 2010

| GROUP A OFFENSES | Offense | Rate per 1,000 | Cleared | % Cleared |
|---|----------|----------------|----------|------------|
| Homicide Offenses (Total) | 0 | 0.0 | 0 | 0.0 |
| Murder | 0 | 0.0 | 0 | 0.0 |
| Negligent Manslaughter | 0 | 0.0 | 0 | 0.0 |
| Kidnaping/Abduction | 0 | 0.0 | 0 | 0.0 |
| Sex Offenses (Forcible) (Total) | 0 | 0.0 | 0 | 0.0 |
| Forcible Rape | 0 | 0.0 | 0 | 0.0 |
| Forcible Sodomy | 0 | 0.0 | 0 | 0.0 |
| Sexual Assault W/Object | 0 | 0.0 | 0 | 0.0 |
| Forcible Fondling | 0 | 0.0 | 0 | 0.0 |
| Robbery | 0 | 0.0 | 0 | 0.0 |
| Assault Offenses (Total) | 0 | 0.0 | 0 | 0.0 |
| Aggravated Assault | 0 | 0.0 | 0 | 0.0 |
| Simple Assault | 0 | 0.0 | 0 | 0.0 |
| Intimidation | 0 | 0.0 | 0 | 0.0 |
| Stalking | 0 | 0.0 | 0 | 0.0 |
| Arson | 0 | 0.0 | 0 | 0.0 |
| Extortion/Blackmail | 0 | 0.0 | 0 | 0.0 |
| Burglary | 0 | 0.0 | 0 | 0.0 |
| Larceny/Theft Offenses (Total) | 0 | 0.0 | 0 | 0.0 |
| Theft - Pocket-picking | 0 | 0.0 | 0 | 0.0 |
| Theft - Purse Snatching | 0 | 0.0 | 0 | 0.0 |
| Theft - Shoplifting | 0 | 0.0 | 0 | 0.0 |
| Theft From Building | 0 | 0.0 | 0 | 0.0 |
| Theft From Coin Machine | 0 | 0.0 | 0 | 0.0 |
| Theft From Motor Vehicle | 0 | 0.0 | 0 | 0.0 |
| Theft of Motor Vehicle Parts | 0 | 0.0 | 0 | 0.0 |
| Theft - All Other Larceny | 0 | 0.0 | 0 | 0.0 |
| Motor Vehicle Theft | 0 | 0.0 | 0 | 0.0 |
| Counterfeiting/Forgery | 0 | 0.0 | 0 | 0.0 |
| Fraud Offenses (Total) | 0 | 0.0 | 0 | 0.0 |
| Fraud - False Pretenses | 0 | 0.0 | 0 | 0.0 |
| Fraud - Credit Card/ATM | 0 | 0.0 | 0 | 0.0 |
| Fraud - Impersonation | 0 | 0.0 | 0 | 0.0 |
| Fraud - Welfare | 0 | 0.0 | 0 | 0.0 |
| Fraud - Wire | 0 | 0.0 | 0 | 0.0 |
| Embezzlement | 0 | 0.0 | 0 | 0.0 |
| Stolen Property Offenses | 0 | 0.0 | 0 | 0.0 |
| Destruction/Damage/Vandalism | 0 | 0.0 | 0 | 0.0 |
| Drug/Narcotic Violations (Total) | 0 | 0.0 | 0 | 0.0 |
| Drug/Narcotic Violations | 0 | 0.0 | 0 | 0.0 |
| Drug/Narcotic Equipment Violations | 0 | 0.0 | 0 | 0.0 |

| GROUP A OFFENSES | Offense | Rate per 1,000 | Cleared | % Cleared |
|---|----------|----------------|----------|------------|
| Sex Offenses (Nonforcible) (Total) | 0 | 0.0 | 0 | 0.0 |
| Incest | 0 | 0.0 | 0 | 0.0 |
| Statutory Rape | 0 | 0.0 | 0 | 0.0 |
| Pornography/Obscene Material | 0 | 0.0 | 0 | 0.0 |
| Gambling Offenses (Total) | 0 | 0.0 | 0 | 0.0 |
| Gambling - Betting/Wagering | 0 | 0.0 | 0 | 0.0 |
| Gambling - Operating/Promoting | 0 | 0.0 | 0 | 0.0 |
| Gambling - Equipment Violations | 0 | 0.0 | 0 | 0.0 |
| Gambling - Sports Tampering | 0 | 0.0 | 0 | 0.0 |
| Prostitution Offenses (Total) | 0 | 0.0 | 0 | 0.0 |
| Prostitution | 0 | 0.0 | 0 | 0.0 |
| Prostitution Assisting/Promoting | 0 | 0.0 | 0 | 0.0 |
| Bribery | 0 | 0.0 | 0 | 0.0 |
| Weapon Law Violations | 0 | 0.0 | 0 | 0.0 |

| GROUP B OFFENSES | Offenses | Rate per 1,000 |
|-----------------------|----------|----------------|
| Bad Checks | 0 | 0.0 |
| Curfew/Vagrancy | 0 | 0.0 |
| Disorderly Conduct | 0 | 0.0 |
| DUI | 0 | 0.0 |
| Drunkenness | 0 | 0.0 |
| Family-Non Violent | 0 | 0.0 |
| Liquor Law Violations | 0 | 0.0 |
| Peeping Tom | 0 | 0.0 |
| Runaway | 0 | 0.0 |
| Trespass | 0 | 0.0 |
| All Other Offenses | 0 | 0.0 |

| 2010 Fall Term Campus Population | |
|----------------------------------|------------|
| Undergraduate Enrollment | 718 |
| Graduate Enrollment | 0 |
| Staff Personnel | 26 |
| Faculty Personnel | 48 |
| Security Personnel | 2 |
| Total Campus Population | 794 |



Tennessee Technology Center at Newbern - 2010

| GROUP A OFFENSES | Offense | Rate per 1,000 | Cleared | % Cleared |
|---|----------|----------------|----------|------------|
| Homicide Offenses (Total) | 0 | 0.0 | 0 | 0.0 |
| Murder | 0 | 0.0 | 0 | 0.0 |
| Negligent Manslaughter | 0 | 0.0 | 0 | 0.0 |
| Kidnaping/Abduction | 0 | 0.0 | 0 | 0.0 |
| Sex Offenses (Forcible) (Total) | 0 | 0.0 | 0 | 0.0 |
| Forcible Rape | 0 | 0.0 | 0 | 0.0 |
| Forcible Sodomy | 0 | 0.0 | 0 | 0.0 |
| Sexual Assault W/Object | 0 | 0.0 | 0 | 0.0 |
| Forcible Fondling | 0 | 0.0 | 0 | 0.0 |
| Robbery | 0 | 0.0 | 0 | 0.0 |
| Assault Offenses (Total) | 0 | 0.0 | 0 | 0.0 |
| Aggravated Assault | 0 | 0.0 | 0 | 0.0 |
| Simple Assault | 0 | 0.0 | 0 | 0.0 |
| Intimidation | 0 | 0.0 | 0 | 0.0 |
| Stalking | 0 | 0.0 | 0 | 0.0 |
| Arson | 0 | 0.0 | 0 | 0.0 |
| Extortion/Blackmail | 0 | 0.0 | 0 | 0.0 |
| Burglary | 0 | 0.0 | 0 | 0.0 |
| Larceny/Theft Offenses (Total) | 0 | 0.0 | 0 | 0.0 |
| Theft - Pocket-picking | 0 | 0.0 | 0 | 0.0 |
| Theft - Purse Snatching | 0 | 0.0 | 0 | 0.0 |
| Theft - Shoplifting | 0 | 0.0 | 0 | 0.0 |
| Theft From Building | 0 | 0.0 | 0 | 0.0 |
| Theft From Coin Machine | 0 | 0.0 | 0 | 0.0 |
| Theft From Motor Vehicle | 0 | 0.0 | 0 | 0.0 |
| Theft of Motor Vehicle Parts | 0 | 0.0 | 0 | 0.0 |
| Theft - All Other Larceny | 0 | 0.0 | 0 | 0.0 |
| Motor Vehicle Theft | 0 | 0.0 | 0 | 0.0 |
| Counterfeiting/Forgery | 0 | 0.0 | 0 | 0.0 |
| Fraud Offenses (Total) | 0 | 0.0 | 0 | 0.0 |
| Fraud - False Pretenses | 0 | 0.0 | 0 | 0.0 |
| Fraud - Credit Card/ATM | 0 | 0.0 | 0 | 0.0 |
| Fraud - Impersonation | 0 | 0.0 | 0 | 0.0 |
| Fraud - Welfare | 0 | 0.0 | 0 | 0.0 |
| Fraud - Wire | 0 | 0.0 | 0 | 0.0 |
| Embezzlement | 0 | 0.0 | 0 | 0.0 |
| Stolen Property Offenses | 0 | 0.0 | 0 | 0.0 |
| Destruction/Damage/Vandalism | 0 | 0.0 | 0 | 0.0 |
| Drug/Narcotic Violations (Total) | 0 | 0.0 | 0 | 0.0 |
| Drug/Narcotic Violations | 0 | 0.0 | 0 | 0.0 |
| Drug/Narcotic Equipment Violations | 0 | 0.0 | 0 | 0.0 |

| GROUP A OFFENSES | Offense | Rate per 1,000 | Cleared | % Cleared |
|---|----------|----------------|----------|------------|
| Sex Offenses (Nonforcible) (Total) | 0 | 0.0 | 0 | 0.0 |
| Incest | 0 | 0.0 | 0 | 0.0 |
| Statutory Rape | 0 | 0.0 | 0 | 0.0 |
| Pornography/Obscene Material | 0 | 0.0 | 0 | 0.0 |
| Gambling Offenses (Total) | 0 | 0.0 | 0 | 0.0 |
| Gambling - Betting/Wagering | 0 | 0.0 | 0 | 0.0 |
| Gambling - Operating/Promoting | 0 | 0.0 | 0 | 0.0 |
| Gambling - Equipment Violations | 0 | 0.0 | 0 | 0.0 |
| Gambling - Sports Tampering | 0 | 0.0 | 0 | 0.0 |
| Prostitution Offenses (Total) | 0 | 0.0 | 0 | 0.0 |
| Prostitution | 0 | 0.0 | 0 | 0.0 |
| Prostitution Assisting/Promoting | 0 | 0.0 | 0 | 0.0 |
| Bribery | 0 | 0.0 | 0 | 0.0 |
| Weapon Law Violations | 0 | 0.0 | 0 | 0.0 |

| GROUP B OFFENSES | Offenses | Rate per 1,000 |
|-----------------------|----------|----------------|
| Bad Checks | 0 | 0.0 |
| Curfew/Vagrancy | 0 | 0.0 |
| Disorderly Conduct | 0 | 0.0 |
| DUI | 0 | 0.0 |
| Drunkenness | 0 | 0.0 |
| Family-Non Violent | 0 | 0.0 |
| Liquor Law Violations | 0 | 0.0 |
| Peeping Tom | 0 | 0.0 |
| Runaway | 0 | 0.0 |
| Trespass | 0 | 0.0 |
| All Other Offenses | 0 | 0.0 |

| 2010 Fall Term Campus Population | |
|----------------------------------|------------|
| Undergraduate Enrollment | 261 |
| Graduate Enrollment | 0 |
| Staff Personnel | 9 |
| Faculty Personnel | 10 |
| Security Personnel | 0 |
| Total Campus Population | 280 |



Tennessee Technology Center at Oneida - 2010

| GROUP A OFFENSES | Offense | Rate per 1,000 | Cleared | % Cleared |
|---|----------|----------------|----------|------------|
| Homicide Offenses (Total) | 0 | 0.0 | 0 | 0.0 |
| Murder | 0 | 0.0 | 0 | 0.0 |
| Negligent Manslaughter | 0 | 0.0 | 0 | 0.0 |
| Kidnaping/Abduction | 0 | 0.0 | 0 | 0.0 |
| Sex Offenses (Forcible) (Total) | 0 | 0.0 | 0 | 0.0 |
| Forcible Rape | 0 | 0.0 | 0 | 0.0 |
| Forcible Sodomy | 0 | 0.0 | 0 | 0.0 |
| Sexual Assault W/Object | 0 | 0.0 | 0 | 0.0 |
| Forcible Fondling | 0 | 0.0 | 0 | 0.0 |
| Robbery | 0 | 0.0 | 0 | 0.0 |
| Assault Offenses (Total) | 0 | 0.0 | 0 | 0.0 |
| Aggravated Assault | 0 | 0.0 | 0 | 0.0 |
| Simple Assault | 0 | 0.0 | 0 | 0.0 |
| Intimidation | 0 | 0.0 | 0 | 0.0 |
| Stalking | 0 | 0.0 | 0 | 0.0 |
| Arson | 0 | 0.0 | 0 | 0.0 |
| Extortion/Blackmail | 0 | 0.0 | 0 | 0.0 |
| Burglary | 0 | 0.0 | 0 | 0.0 |
| Larceny/Theft Offenses (Total) | 1 | 2.5 | 0 | 0.0 |
| Theft - Pocket-picking | 0 | 0.0 | 0 | 0.0 |
| Theft - Purse Snatching | 0 | 0.0 | 0 | 0.0 |
| Theft - Shoplifting | 0 | 0.0 | 0 | 0.0 |
| Theft From Building | 1 | 2.5 | 0 | 0.0 |
| Theft From Coin Machine | 0 | 0.0 | 0 | 0.0 |
| Theft From Motor Vehicle | 0 | 0.0 | 0 | 0.0 |
| Theft of Motor Vehicle Parts | 0 | 0.0 | 0 | 0.0 |
| Theft - All Other Larceny | 0 | 0.0 | 0 | 0.0 |
| Motor Vehicle Theft | 0 | 0.0 | 0 | 0.0 |
| Counterfeiting/Forgery | 0 | 0.0 | 0 | 0.0 |
| Fraud Offenses (Total) | 0 | 0.0 | 0 | 0.0 |
| Fraud - False Pretenses | 0 | 0.0 | 0 | 0.0 |
| Fraud - Credit Card/ATM | 0 | 0.0 | 0 | 0.0 |
| Fraud - Impersonation | 0 | 0.0 | 0 | 0.0 |
| Fraud - Welfare | 0 | 0.0 | 0 | 0.0 |
| Fraud - Wire | 0 | 0.0 | 0 | 0.0 |
| Embezzlement | 0 | 0.0 | 0 | 0.0 |
| Stolen Property Offenses | 0 | 0.0 | 0 | 0.0 |
| Destruction/Damage/Vandalism | 0 | 0.0 | 0 | 0.0 |
| Drug/Narcotic Violations (Total) | 0 | 0.0 | 0 | 0.0 |
| Drug/Narcotic Violations | 0 | 0.0 | 0 | 0.0 |
| Drug/Narcotic Equipment Violations | 0 | 0.0 | 0 | 0.0 |

| GROUP A OFFENSES | Offense | Rate per 1,000 | Cleared | % Cleared |
|---|----------|----------------|----------|------------|
| Sex Offenses (Nonforcible) (Total) | 0 | 0.0 | 0 | 0.0 |
| Incest | 0 | 0.0 | 0 | 0.0 |
| Statutory Rape | 0 | 0.0 | 0 | 0.0 |
| Pornography/Obscene Material | 0 | 0.0 | 0 | 0.0 |
| Gambling Offenses (Total) | 0 | 0.0 | 0 | 0.0 |
| Gambling - Betting/Wagering | 0 | 0.0 | 0 | 0.0 |
| Gambling - Operating/Promoting | 0 | 0.0 | 0 | 0.0 |
| Gambling - Equipment Violations | 0 | 0.0 | 0 | 0.0 |
| Gambling - Sports Tampering | 0 | 0.0 | 0 | 0.0 |
| Prostitution Offenses (Total) | 0 | 0.0 | 0 | 0.0 |
| Prostitution | 0 | 0.0 | 0 | 0.0 |
| Prostitution Assisting/Promoting | 0 | 0.0 | 0 | 0.0 |
| Bribery | 0 | 0.0 | 0 | 0.0 |
| Weapon Law Violations | 0 | 0.0 | 0 | 0.0 |

| GROUP B OFFENSES | Offenses | Rate per 1,000 |
|-----------------------|----------|----------------|
| Bad Checks | 0 | 0.0 |
| Curfew/Vagrancy | 0 | 0.0 |
| Disorderly Conduct | 0 | 0.0 |
| DUI | 0 | 0.0 |
| Drunkenness | 0 | 0.0 |
| Family-Non Violent | 0 | 0.0 |
| Liquor Law Violations | 0 | 0.0 |
| Peeping Tom | 0 | 0.0 |
| Runaway | 0 | 0.0 |
| Trespass | 0 | 0.0 |
| All Other Offenses | 0 | 0.0 |

| 2010 Fall Term Campus Population | |
|----------------------------------|------------|
| Undergraduate Enrollment | 366 |
| Graduate Enrollment | 0 |
| Staff Personnel | 13 |
| Faculty Personnel | 20 |
| Security Personnel | 0 |
| Total Campus Population | 399 |



Tennessee Technology Center at Paris - 2010

| GROUP A OFFENSES | Offense | Rate per 1,000 | Cleared | % Cleared |
|---|----------|----------------|----------|------------|
| Homicide Offenses (Total) | 0 | 0.0 | 0 | 0.0 |
| Murder | 0 | 0.0 | 0 | 0.0 |
| Negligent Manslaughter | 0 | 0.0 | 0 | 0.0 |
| Kidnaping/Abduction | 0 | 0.0 | 0 | 0.0 |
| Sex Offenses (Forcible) (Total) | 0 | 0.0 | 0 | 0.0 |
| Forcible Rape | 0 | 0.0 | 0 | 0.0 |
| Forcible Sodomy | 0 | 0.0 | 0 | 0.0 |
| Sexual Assault W/Object | 0 | 0.0 | 0 | 0.0 |
| Forcible Fondling | 0 | 0.0 | 0 | 0.0 |
| Robbery | 0 | 0.0 | 0 | 0.0 |
| Assault Offenses (Total) | 0 | 0.0 | 0 | 0.0 |
| Aggravated Assault | 0 | 0.0 | 0 | 0.0 |
| Simple Assault | 0 | 0.0 | 0 | 0.0 |
| Intimidation | 0 | 0.0 | 0 | 0.0 |
| Stalking | 0 | 0.0 | 0 | 0.0 |
| Arson | 0 | 0.0 | 0 | 0.0 |
| Extortion/Blackmail | 0 | 0.0 | 0 | 0.0 |
| Burglary | 0 | 0.0 | 0 | 0.0 |
| Larceny/Theft Offenses (Total) | 0 | 0.0 | 0 | 0.0 |
| Theft - Pocket-picking | 0 | 0.0 | 0 | 0.0 |
| Theft - Purse Snatching | 0 | 0.0 | 0 | 0.0 |
| Theft - Shoplifting | 0 | 0.0 | 0 | 0.0 |
| Theft From Building | 0 | 0.0 | 0 | 0.0 |
| Theft From Coin Machine | 0 | 0.0 | 0 | 0.0 |
| Theft From Motor Vehicle | 0 | 0.0 | 0 | 0.0 |
| Theft of Motor Vehicle Parts | 0 | 0.0 | 0 | 0.0 |
| Theft - All Other Larceny | 0 | 0.0 | 0 | 0.0 |
| Motor Vehicle Theft | 0 | 0.0 | 0 | 0.0 |
| Counterfeiting/Forgery | 0 | 0.0 | 0 | 0.0 |
| Fraud Offenses (Total) | 0 | 0.0 | 0 | 0.0 |
| Fraud - False Pretenses | 0 | 0.0 | 0 | 0.0 |
| Fraud - Credit Card/ATM | 0 | 0.0 | 0 | 0.0 |
| Fraud - Impersonation | 0 | 0.0 | 0 | 0.0 |
| Fraud - Welfare | 0 | 0.0 | 0 | 0.0 |
| Fraud - Wire | 0 | 0.0 | 0 | 0.0 |
| Embezzlement | 0 | 0.0 | 0 | 0.0 |
| Stolen Property Offenses | 0 | 0.0 | 0 | 0.0 |
| Destruction/Damage/Vandalism | 0 | 0.0 | 0 | 0.0 |
| Drug/Narcotic Violations (Total) | 0 | 0.0 | 0 | 0.0 |
| Drug/Narcotic Violations | 0 | 0.0 | 0 | 0.0 |
| Drug/Narcotic Equipment Violations | 0 | 0.0 | 0 | 0.0 |

| GROUP A OFFENSES | Offense | Rate per 1,000 | Cleared | % Cleared |
|---|----------|----------------|----------|------------|
| Sex Offenses (Nonforcible) (Total) | 0 | 0.0 | 0 | 0.0 |
| Incest | 0 | 0.0 | 0 | 0.0 |
| Statutory Rape | 0 | 0.0 | 0 | 0.0 |
| Pornography/Obscene Material | 0 | 0.0 | 0 | 0.0 |
| Gambling Offenses (Total) | 0 | 0.0 | 0 | 0.0 |
| Gambling - Betting/Wagering | 0 | 0.0 | 0 | 0.0 |
| Gambling - Operating/Promoting | 0 | 0.0 | 0 | 0.0 |
| Gambling - Equipment Violations | 0 | 0.0 | 0 | 0.0 |
| Gambling - Sports Tampering | 0 | 0.0 | 0 | 0.0 |
| Prostitution Offenses (Total) | 0 | 0.0 | 0 | 0.0 |
| Prostitution | 0 | 0.0 | 0 | 0.0 |
| Prostitution Assisting/Promoting | 0 | 0.0 | 0 | 0.0 |
| Bribery | 0 | 0.0 | 0 | 0.0 |
| Weapon Law Violations | 0 | 0.0 | 0 | 0.0 |

| GROUP B OFFENSES | Offenses | Rate per 1,000 |
|-----------------------|----------|----------------|
| Bad Checks | 0 | 0.0 |
| Curfew/Vagrancy | 0 | 0.0 |
| Disorderly Conduct | 0 | 0.0 |
| DUI | 0 | 0.0 |
| Drunkenness | 0 | 0.0 |
| Family-Non Violent | 0 | 0.0 |
| Liquor Law Violations | 0 | 0.0 |
| Peeping Tom | 0 | 0.0 |
| Runaway | 0 | 0.0 |
| Trespass | 0 | 0.0 |
| All Other Offenses | 0 | 0.0 |

| 2010 Fall Term Campus Population | |
|----------------------------------|------------|
| Undergraduate Enrollment | 321 |
| Graduate Enrollment | 0 |
| Staff Personnel | 12 |
| Faculty Personnel | 19 |
| Security Personnel | 0 |
| Total Campus Population | 352 |



Tennessee Technology Center at Pulaski - 2010

| GROUP A OFFENSES | Offense | Rate per 1,000 | Cleared | % Cleared |
|---|----------|----------------|----------|------------|
| Homicide Offenses (Total) | 0 | 0.0 | 0 | 0.0 |
| Murder | 0 | 0.0 | 0 | 0.0 |
| Negligent Manslaughter | 0 | 0.0 | 0 | 0.0 |
| Kidnaping/Abduction | 0 | 0.0 | 0 | 0.0 |
| Sex Offenses (Forcible) (Total) | 0 | 0.0 | 0 | 0.0 |
| Forcible Rape | 0 | 0.0 | 0 | 0.0 |
| Forcible Sodomy | 0 | 0.0 | 0 | 0.0 |
| Sexual Assault W/Object | 0 | 0.0 | 0 | 0.0 |
| Forcible Fondling | 0 | 0.0 | 0 | 0.0 |
| Robbery | 0 | 0.0 | 0 | 0.0 |
| Assault Offenses (Total) | 0 | 0.0 | 0 | 0.0 |
| Aggravated Assault | 0 | 0.0 | 0 | 0.0 |
| Simple Assault | 0 | 0.0 | 0 | 0.0 |
| Intimidation | 0 | 0.0 | 0 | 0.0 |
| Stalking | 0 | 0.0 | 0 | 0.0 |
| Arson | 0 | 0.0 | 0 | 0.0 |
| Extortion/Blackmail | 0 | 0.0 | 0 | 0.0 |
| Burglary | 0 | 0.0 | 0 | 0.0 |
| Larceny/Theft Offenses (Total) | 0 | 0.0 | 0 | 0.0 |
| Theft - Pocket-picking | 0 | 0.0 | 0 | 0.0 |
| Theft - Purse Snatching | 0 | 0.0 | 0 | 0.0 |
| Theft - Shoplifting | 0 | 0.0 | 0 | 0.0 |
| Theft From Building | 0 | 0.0 | 0 | 0.0 |
| Theft From Coin Machine | 0 | 0.0 | 0 | 0.0 |
| Theft From Motor Vehicle | 0 | 0.0 | 0 | 0.0 |
| Theft of Motor Vehicle Parts | 0 | 0.0 | 0 | 0.0 |
| Theft - All Other Larceny | 0 | 0.0 | 0 | 0.0 |
| Motor Vehicle Theft | 0 | 0.0 | 0 | 0.0 |
| Counterfeiting/Forgery | 0 | 0.0 | 0 | 0.0 |
| Fraud Offenses (Total) | 0 | 0.0 | 0 | 0.0 |
| Fraud - False Pretenses | 0 | 0.0 | 0 | 0.0 |
| Fraud - Credit Card/ATM | 0 | 0.0 | 0 | 0.0 |
| Fraud - Impersonation | 0 | 0.0 | 0 | 0.0 |
| Fraud - Welfare | 0 | 0.0 | 0 | 0.0 |
| Fraud - Wire | 0 | 0.0 | 0 | 0.0 |
| Embezzlement | 0 | 0.0 | 0 | 0.0 |
| Stolen Property Offenses | 0 | 0.0 | 0 | 0.0 |
| Destruction/Damage/Vandalism | 0 | 0.0 | 0 | 0.0 |
| Drug/Narcotic Violations (Total) | 0 | 0.0 | 0 | 0.0 |
| Drug/Narcotic Violations | 0 | 0.0 | 0 | 0.0 |
| Drug/Narcotic Equipment Violations | 0 | 0.0 | 0 | 0.0 |

| GROUP A OFFENSES | Offense | Rate per 1,000 | Cleared | % Cleared |
|---|----------|----------------|----------|------------|
| Sex Offenses (Nonforcible) (Total) | 0 | 0.0 | 0 | 0.0 |
| Incest | 0 | 0.0 | 0 | 0.0 |
| Statutory Rape | 0 | 0.0 | 0 | 0.0 |
| Pornography/Obscene Material | 0 | 0.0 | 0 | 0.0 |
| Gambling Offenses (Total) | 0 | 0.0 | 0 | 0.0 |
| Gambling - Betting/Wagering | 0 | 0.0 | 0 | 0.0 |
| Gambling - Operating/Promoting | 0 | 0.0 | 0 | 0.0 |
| Gambling - Equipment Violations | 0 | 0.0 | 0 | 0.0 |
| Gambling - Sports Tampering | 0 | 0.0 | 0 | 0.0 |
| Prostitution Offenses (Total) | 0 | 0.0 | 0 | 0.0 |
| Prostitution | 0 | 0.0 | 0 | 0.0 |
| Prostitution Assisting/Promoting | 0 | 0.0 | 0 | 0.0 |
| Bribery | 0 | 0.0 | 0 | 0.0 |
| Weapon Law Violations | 0 | 0.0 | 0 | 0.0 |

| GROUP B OFFENSES | Offenses | Rate per 1,000 |
|-----------------------|----------|----------------|
| Bad Checks | 0 | 0.0 |
| Curfew/Vagrancy | 0 | 0.0 |
| Disorderly Conduct | 0 | 0.0 |
| DUI | 0 | 0.0 |
| Drunkenness | 0 | 0.0 |
| Family-Non Violent | 0 | 0.0 |
| Liquor Law Violations | 0 | 0.0 |
| Peeping Tom | 0 | 0.0 |
| Runaway | 0 | 0.0 |
| Trespass | 0 | 0.0 |
| All Other Offenses | 0 | 0.0 |

| 2010 Fall Term Campus Population | |
|----------------------------------|------------|
| Undergraduate Enrollment | 595 |
| Graduate Enrollment | 0 |
| Staff Personnel | 12 |
| Faculty Personnel | 27 |
| Security Personnel | 1 |
| Total Campus Population | 635 |



Tennessee Technology Center at Ripley - 2010

| GROUP A OFFENSES | Offense | Rate per 1,000 | Cleared | % Cleared |
|---|----------|----------------|----------|------------|
| Homicide Offenses (Total) | 0 | 0.0 | 0 | 0.0 |
| Murder | 0 | 0.0 | 0 | 0.0 |
| Negligent Manslaughter | 0 | 0.0 | 0 | 0.0 |
| Kidnaping/Abduction | 0 | 0.0 | 0 | 0.0 |
| Sex Offenses (Forcible) (Total) | 0 | 0.0 | 0 | 0.0 |
| Forcible Rape | 0 | 0.0 | 0 | 0.0 |
| Forcible Sodomy | 0 | 0.0 | 0 | 0.0 |
| Sexual Assault W/Object | 0 | 0.0 | 0 | 0.0 |
| Forcible Fondling | 0 | 0.0 | 0 | 0.0 |
| Robbery | 0 | 0.0 | 0 | 0.0 |
| Assault Offenses (Total) | 0 | 0.0 | 0 | 0.0 |
| Aggravated Assault | 0 | 0.0 | 0 | 0.0 |
| Simple Assault | 0 | 0.0 | 0 | 0.0 |
| Intimidation | 0 | 0.0 | 0 | 0.0 |
| Stalking | 0 | 0.0 | 0 | 0.0 |
| Arson | 0 | 0.0 | 0 | 0.0 |
| Extortion/Blackmail | 0 | 0.0 | 0 | 0.0 |
| Burglary | 1 | 5.6 | 0 | 0.0 |
| Larceny/Theft Offenses (Total) | 0 | 0.0 | 0 | 0.0 |
| Theft - Pocket-picking | 0 | 0.0 | 0 | 0.0 |
| Theft - Purse Snatching | 0 | 0.0 | 0 | 0.0 |
| Theft - Shoplifting | 0 | 0.0 | 0 | 0.0 |
| Theft From Building | 0 | 0.0 | 0 | 0.0 |
| Theft From Coin Machine | 0 | 0.0 | 0 | 0.0 |
| Theft From Motor Vehicle | 0 | 0.0 | 0 | 0.0 |
| Theft of Motor Vehicle Parts | 0 | 0.0 | 0 | 0.0 |
| Theft - All Other Larceny | 0 | 0.0 | 0 | 0.0 |
| Motor Vehicle Theft | 0 | 0.0 | 0 | 0.0 |
| Counterfeiting/Forgery | 0 | 0.0 | 0 | 0.0 |
| Fraud Offenses (Total) | 0 | 0.0 | 0 | 0.0 |
| Fraud - False Pretenses | 0 | 0.0 | 0 | 0.0 |
| Fraud - Credit Card/ATM | 0 | 0.0 | 0 | 0.0 |
| Fraud - Impersonation | 0 | 0.0 | 0 | 0.0 |
| Fraud - Welfare | 0 | 0.0 | 0 | 0.0 |
| Fraud - Wire | 0 | 0.0 | 0 | 0.0 |
| Embezzlement | 0 | 0.0 | 0 | 0.0 |
| Stolen Property Offenses | 0 | 0.0 | 0 | 0.0 |
| Destruction/Damage/Vandalism | 1 | 5.6 | 0 | 0.0 |
| Drug/Narcotic Violations (Total) | 1 | 5.6 | 0 | 0.0 |
| Drug/Narcotic Violations | 1 | 5.6 | 0 | 0.0 |
| Drug/Narcotic Equipment Violations | 0 | 0.0 | 0 | 0.0 |

| GROUP A OFFENSES | Offense | Rate per 1,000 | Cleared | % Cleared |
|---|----------|----------------|----------|------------|
| Sex Offenses (Nonforcible) (Total) | 0 | 0.0 | 0 | 0.0 |
| Incest | 0 | 0.0 | 0 | 0.0 |
| Statutory Rape | 0 | 0.0 | 0 | 0.0 |
| Pornography/Obscene Material | 0 | 0.0 | 0 | 0.0 |
| Gambling Offenses (Total) | 0 | 0.0 | 0 | 0.0 |
| Gambling - Betting/Wagering | 0 | 0.0 | 0 | 0.0 |
| Gambling - Operating/Promoting | 0 | 0.0 | 0 | 0.0 |
| Gambling - Equipment Violations | 0 | 0.0 | 0 | 0.0 |
| Gambling - Sports Tampering | 0 | 0.0 | 0 | 0.0 |
| Prostitution Offenses (Total) | 0 | 0.0 | 0 | 0.0 |
| Prostitution | 0 | 0.0 | 0 | 0.0 |
| Prostitution Assisting/Promoting | 0 | 0.0 | 0 | 0.0 |
| Bribery | 0 | 0.0 | 0 | 0.0 |
| Weapon Law Violations | 0 | 0.0 | 0 | 0.0 |

| GROUP B OFFENSES | Offenses | Rate per 1,000 |
|-----------------------|----------|----------------|
| Bad Checks | 0 | 0.0 |
| Curfew/Vagrancy | 0 | 0.0 |
| Disorderly Conduct | 0 | 0.0 |
| DUI | 0 | 0.0 |
| Drunkenness | 0 | 0.0 |
| Family-Non Violent | 0 | 0.0 |
| Liquor Law Violations | 0 | 0.0 |
| Peeping Tom | 0 | 0.0 |
| Runaway | 0 | 0.0 |
| Trespass | 0 | 0.0 |
| All Other Offenses | 0 | 0.0 |

| 2010 Fall Term Campus Population | |
|----------------------------------|------------|
| Undergraduate Enrollment | 160 |
| Graduate Enrollment | 0 |
| Staff Personnel | 8 |
| Faculty Personnel | 11 |
| Security Personnel | 0 |
| Total Campus Population | 179 |



Tennessee Technology Center at Shelbyville - 2010

| GROUP A OFFENSES | Offense | Rate per 1,000 | Cleared | % Cleared |
|---|----------|----------------|----------|------------|
| Homicide Offenses (Total) | 0 | 0.0 | 0 | 0.0 |
| Murder | 0 | 0.0 | 0 | 0.0 |
| Negligent Manslaughter | 0 | 0.0 | 0 | 0.0 |
| Kidnaping/Abduction | 0 | 0.0 | 0 | 0.0 |
| Sex Offenses (Forcible) (Total) | 0 | 0.0 | 0 | 0.0 |
| Forcible Rape | 0 | 0.0 | 0 | 0.0 |
| Forcible Sodomy | 0 | 0.0 | 0 | 0.0 |
| Sexual Assault W/Object | 0 | 0.0 | 0 | 0.0 |
| Forcible Fondling | 0 | 0.0 | 0 | 0.0 |
| Robbery | 0 | 0.0 | 0 | 0.0 |
| Assault Offenses (Total) | 0 | 0.0 | 0 | 0.0 |
| Aggravated Assault | 0 | 0.0 | 0 | 0.0 |
| Simple Assault | 0 | 0.0 | 0 | 0.0 |
| Intimidation | 0 | 0.0 | 0 | 0.0 |
| Stalking | 0 | 0.0 | 0 | 0.0 |
| Arson | 0 | 0.0 | 0 | 0.0 |
| Extortion/Blackmail | 0 | 0.0 | 0 | 0.0 |
| Burglary | 0 | 0.0 | 0 | 0.0 |
| Larceny/Theft Offenses (Total) | 0 | 0.0 | 0 | 0.0 |
| Theft - Pocket-picking | 0 | 0.0 | 0 | 0.0 |
| Theft - Purse Snatching | 0 | 0.0 | 0 | 0.0 |
| Theft - Shoplifting | 0 | 0.0 | 0 | 0.0 |
| Theft From Building | 0 | 0.0 | 0 | 0.0 |
| Theft From Coin Machine | 0 | 0.0 | 0 | 0.0 |
| Theft From Motor Vehicle | 0 | 0.0 | 0 | 0.0 |
| Theft of Motor Vehicle Parts | 0 | 0.0 | 0 | 0.0 |
| Theft - All Other Larceny | 0 | 0.0 | 0 | 0.0 |
| Motor Vehicle Theft | 0 | 0.0 | 0 | 0.0 |
| Counterfeiting/Forgery | 0 | 0.0 | 0 | 0.0 |
| Fraud Offenses (Total) | 0 | 0.0 | 0 | 0.0 |
| Fraud - False Pretenses | 0 | 0.0 | 0 | 0.0 |
| Fraud - Credit Card/ATM | 0 | 0.0 | 0 | 0.0 |
| Fraud - Impersonation | 0 | 0.0 | 0 | 0.0 |
| Fraud - Welfare | 0 | 0.0 | 0 | 0.0 |
| Fraud - Wire | 0 | 0.0 | 0 | 0.0 |
| Embezzlement | 0 | 0.0 | 0 | 0.0 |
| Stolen Property Offenses | 0 | 0.0 | 0 | 0.0 |
| Destruction/Damage/Vandalism | 0 | 0.0 | 0 | 0.0 |
| Drug/Narcotic Violations (Total) | 0 | 0.0 | 0 | 0.0 |
| Drug/Narcotic Violations | 0 | 0.0 | 0 | 0.0 |
| Drug/Narcotic Equipment Violations | 0 | 0.0 | 0 | 0.0 |

| GROUP A OFFENSES | Offense | Rate per 1,000 | Cleared | % Cleared |
|---|----------|----------------|----------|------------|
| Sex Offenses (Nonforcible) (Total) | 0 | 0.0 | 0 | 0.0 |
| Incest | 0 | 0.0 | 0 | 0.0 |
| Statutory Rape | 0 | 0.0 | 0 | 0.0 |
| Pornography/Obscene Material | 0 | 0.0 | 0 | 0.0 |
| Gambling Offenses (Total) | 0 | 0.0 | 0 | 0.0 |
| Gambling - Betting/Wagering | 0 | 0.0 | 0 | 0.0 |
| Gambling - Operating/Promoting | 0 | 0.0 | 0 | 0.0 |
| Gambling - Equipment Violations | 0 | 0.0 | 0 | 0.0 |
| Gambling - Sports Tampering | 0 | 0.0 | 0 | 0.0 |
| Prostitution Offenses (Total) | 0 | 0.0 | 0 | 0.0 |
| Prostitution | 0 | 0.0 | 0 | 0.0 |
| Prostitution Assisting/Promoting | 0 | 0.0 | 0 | 0.0 |
| Bribery | 0 | 0.0 | 0 | 0.0 |
| Weapon Law Violations | 0 | 0.0 | 0 | 0.0 |

| GROUP B OFFENSES | Offenses | Rate per 1,000 |
|-----------------------|----------|----------------|
| Bad Checks | 0 | 0.0 |
| Curfew/Vagrancy | 0 | 0.0 |
| Disorderly Conduct | 0 | 0.0 |
| DUI | 0 | 0.0 |
| Drunkenness | 0 | 0.0 |
| Family-Non Violent | 0 | 0.0 |
| Liquor Law Violations | 0 | 0.0 |
| Peeping Tom | 0 | 0.0 |
| Runaway | 0 | 0.0 |
| Trespass | 0 | 0.0 |
| All Other Offenses | 0 | 0.0 |

| 2010 Fall Term Campus Population | |
|----------------------------------|------------|
| Undergraduate Enrollment | 632 |
| Graduate Enrollment | 0 |
| Staff Personnel | 10 |
| Faculty Personnel | 26 |
| Security Personnel | 0 |
| Total Campus Population | 668 |



Tennessee Technology Center at Whiteville - 2010

| GROUP A OFFENSES | Offense | Rate per 1,000 | Cleared | % Cleared |
|---|----------|----------------|----------|------------|
| Homicide Offenses (Total) | 0 | 0.0 | 0 | 0.0 |
| Murder | 0 | 0.0 | 0 | 0.0 |
| Negligent Manslaughter | 0 | 0.0 | 0 | 0.0 |
| Kidnaping/Abduction | 0 | 0.0 | 0 | 0.0 |
| Sex Offenses (Forcible) (Total) | 0 | 0.0 | 0 | 0.0 |
| Forcible Rape | 0 | 0.0 | 0 | 0.0 |
| Forcible Sodomy | 0 | 0.0 | 0 | 0.0 |
| Sexual Assault W/Object | 0 | 0.0 | 0 | 0.0 |
| Forcible Fondling | 0 | 0.0 | 0 | 0.0 |
| Robbery | 0 | 0.0 | 0 | 0.0 |
| Assault Offenses (Total) | 2 | 10.4 | 0 | 0.0 |
| Aggravated Assault | 0 | 0.0 | 0 | 0.0 |
| Simple Assault | 0 | 0.0 | 0 | 0.0 |
| Intimidation | 2 | 10.4 | 0 | 0.0 |
| Stalking | 0 | 0.0 | 0 | 0.0 |
| Arson | 0 | 0.0 | 0 | 0.0 |
| Extortion/Blackmail | 0 | 0.0 | 0 | 0.0 |
| Burglary | 0 | 0.0 | 0 | 0.0 |
| Larceny/Theft Offenses (Total) | 1 | 5.2 | 0 | 0.0 |
| Theft - Pocket-picking | 0 | 0.0 | 0 | 0.0 |
| Theft - Purse Snatching | 0 | 0.0 | 0 | 0.0 |
| Theft - Shoplifting | 0 | 0.0 | 0 | 0.0 |
| Theft From Building | 0 | 0.0 | 0 | 0.0 |
| Theft From Coin Machine | 0 | 0.0 | 0 | 0.0 |
| Theft From Motor Vehicle | 0 | 0.0 | 0 | 0.0 |
| Theft of Motor Vehicle Parts | 1 | 5.2 | 0 | 0.0 |
| Theft - All Other Larceny | 0 | 0.0 | 0 | 0.0 |
| Motor Vehicle Theft | 0 | 0.0 | 0 | 0.0 |
| Counterfeiting/Forgery | 0 | 0.0 | 0 | 0.0 |
| Fraud Offenses (Total) | 0 | 0.0 | 0 | 0.0 |
| Fraud - False Pretenses | 0 | 0.0 | 0 | 0.0 |
| Fraud - Credit Card/ATM | 0 | 0.0 | 0 | 0.0 |
| Fraud - Impersonation | 0 | 0.0 | 0 | 0.0 |
| Fraud - Welfare | 0 | 0.0 | 0 | 0.0 |
| Fraud - Wire | 0 | 0.0 | 0 | 0.0 |
| Embezzlement | 0 | 0.0 | 0 | 0.0 |
| Stolen Property Offenses | 0 | 0.0 | 0 | 0.0 |
| Destruction/Damage/Vandalism | 0 | 0.0 | 0 | 0.0 |
| Drug/Narcotic Violations (Total) | 0 | 0.0 | 0 | 0.0 |
| Drug/Narcotic Violations | 0 | 0.0 | 0 | 0.0 |
| Drug/Narcotic Equipment Violations | 0 | 0.0 | 0 | 0.0 |

| GROUP A OFFENSES | Offense | Rate per 1,000 | Cleared | % Cleared |
|---|----------|----------------|----------|------------|
| Sex Offenses (Nonforcible) (Total) | 0 | 0.0 | 0 | 0.0 |
| Incest | 0 | 0.0 | 0 | 0.0 |
| Statutory Rape | 0 | 0.0 | 0 | 0.0 |
| Pornography/Obscene Material | 0 | 0.0 | 0 | 0.0 |
| Gambling Offenses (Total) | 0 | 0.0 | 0 | 0.0 |
| Gambling - Betting/Wagering | 0 | 0.0 | 0 | 0.0 |
| Gambling - Operating/Promoting | 0 | 0.0 | 0 | 0.0 |
| Gambling - Equipment Violations | 0 | 0.0 | 0 | 0.0 |
| Gambling - Sports Tampering | 0 | 0.0 | 0 | 0.0 |
| Prostitution Offenses (Total) | 0 | 0.0 | 0 | 0.0 |
| Prostitution | 0 | 0.0 | 0 | 0.0 |
| Prostitution Assisting/Promoting | 0 | 0.0 | 0 | 0.0 |
| Bribery | 0 | 0.0 | 0 | 0.0 |
| Weapon Law Violations | 0 | 0.0 | 0 | 0.0 |

| GROUP B OFFENSES | Offenses | Rate per 1,000 |
|-----------------------|----------|----------------|
| Bad Checks | 0 | 0.0 |
| Curfew/Vagrancy | 0 | 0.0 |
| Disorderly Conduct | 0 | 0.0 |
| DUI | 0 | 0.0 |
| Drunkenness | 1 | 5.2 |
| Family-Non Violent | 0 | 0.0 |
| Liquor Law Violations | 0 | 0.0 |
| Peeping Tom | 0 | 0.0 |
| Runaway | 0 | 0.0 |
| Trespass | 0 | 0.0 |
| All Other Offenses | 0 | 0.0 |

| 2010 Fall Term Campus Population | |
|----------------------------------|------------|
| Undergraduate Enrollment | 174 |
| Graduate Enrollment | 0 |
| Staff Personnel | 9 |
| Faculty Personnel | 10 |
| Security Personnel | 0 |
| Total Campus Population | 193 |



Tennessee Technological University - 2010

| GROUP A OFFENSES | Offense | Rate per 1,000 | Cleared | % Cleared |
|---|-----------|----------------|-----------|--------------|
| Homicide Offenses (Total) | 0 | 0.0 | 0 | 0.0 |
| Murder | 0 | 0.0 | 0 | 0.0 |
| Negligent Manslaughter | 0 | 0.0 | 0 | 0.0 |
| Kidnaping/Abduction | 2 | 0.2 | 2 | 100.0 |
| Sex Offenses (Forcible) (Total) | 2 | 0.2 | 0 | 0.0 |
| Forcible Rape | 1 | 0.1 | 0 | 0.0 |
| Forcible Sodomy | 0 | 0.0 | 0 | 0.0 |
| Sexual Assault W/Object | 0 | 0.0 | 0 | 0.0 |
| Forcible Fondling | 1 | 0.1 | 0 | 0.0 |
| Robbery | 1 | 0.1 | 1 | 100.0 |
| Assault Offenses (Total) | 22 | 2.1 | 12 | 54.5 |
| Aggravated Assault | 3 | 0.3 | 3 | 100.0 |
| Simple Assault | 7 | 0.7 | 4 | 57.1 |
| Intimidation | 12 | 1.1 | 5 | 41.7 |
| Stalking | 0 | 0.0 | 0 | 0.0 |
| Arson | 0 | 0.0 | 0 | 0.0 |
| Extortion/Blackmail | 0 | 0.0 | 0 | 0.0 |
| Burglary | 25 | 2.4 | 2 | 8.0 |
| Larceny/Theft Offenses (Total) | 64 | 6.1 | 3 | 4.7 |
| Theft - Pocket-picking | 0 | 0.0 | 0 | 0.0 |
| Theft - Purse Snatching | 0 | 0.0 | 0 | 0.0 |
| Theft - Shoplifting | 0 | 0.0 | 0 | 0.0 |
| Theft From Building | 17 | 1.6 | 1 | 5.9 |
| Theft From Coin Machine | 0 | 0.0 | 0 | 0.0 |
| Theft From Motor Vehicle | 14 | 1.3 | 1 | 7.1 |
| Theft of Motor Vehicle Parts | 8 | 0.8 | 0 | 0.0 |
| Theft - All Other Larceny | 25 | 2.4 | 1 | 4.0 |
| Motor Vehicle Theft | 0 | 0.0 | 0 | 0.0 |
| Counterfeiting/Forgery | 1 | 0.1 | 0 | 0.0 |
| Fraud Offenses (Total) | 0 | 0.0 | 0 | 0.0 |
| Fraud - False Pretenses | 0 | 0.0 | 0 | 0.0 |
| Fraud - Credit Card/ATM | 0 | 0.0 | 0 | 0.0 |
| Fraud - Impersonation | 0 | 0.0 | 0 | 0.0 |
| Fraud - Welfare | 0 | 0.0 | 0 | 0.0 |
| Fraud - Wire | 0 | 0.0 | 0 | 0.0 |
| Embezzlement | 0 | 0.0 | 0 | 0.0 |
| Stolen Property Offenses | 1 | 0.1 | 1 | 100.0 |
| Destruction/Damage/Vandalism | 37 | 3.5 | 1 | 2.7 |
| Drug/Narcotic Violations (Total) | 24 | 2.3 | 23 | 95.8 |
| Drug/Narcotic Violations | 11 | 1.0 | 10 | 90.9 |
| Drug/Narcotic Equipment Violations | 13 | 1.2 | 13 | 100.0 |

| GROUP A OFFENSES | Offense | Rate per 1,000 | Cleared | % Cleared |
|---|----------|----------------|----------|------------|
| Sex Offenses (Nonforcible) (Total) | 0 | 0.0 | 0 | 0.0 |
| Incest | 0 | 0.0 | 0 | 0.0 |
| Statutory Rape | 0 | 0.0 | 0 | 0.0 |
| Pornography/Obscene Material | 0 | 0.0 | 0 | 0.0 |
| Gambling Offenses (Total) | 0 | 0.0 | 0 | 0.0 |
| Gambling - Betting/Wagering | 0 | 0.0 | 0 | 0.0 |
| Gambling - Operating/Promoting | 0 | 0.0 | 0 | 0.0 |
| Gambling - Equipment Violations | 0 | 0.0 | 0 | 0.0 |
| Gambling - Sports Tampering | 0 | 0.0 | 0 | 0.0 |
| Prostitution Offenses (Total) | 0 | 0.0 | 0 | 0.0 |
| Prostitution | 0 | 0.0 | 0 | 0.0 |
| Prostitution Assisting/Promoting | 0 | 0.0 | 0 | 0.0 |
| Bribery | 0 | 0.0 | 0 | 0.0 |
| Weapon Law Violations | 0 | 0.0 | 0 | 0.0 |

| GROUP B OFFENSES | Offenses | Rate per 1,000 |
|-----------------------|----------|----------------|
| Bad Checks | 0 | 0.0 |
| Curfew/Vagrancy | 0 | 0.0 |
| Disorderly Conduct | 21 | 2.0 |
| DUI | 1 | 0.1 |
| Drunkenness | 2 | 0.2 |
| Family-Non Violent | 0 | 0.0 |
| Liquor Law Violations | 6 | 0.6 |
| Peeping Tom | 0 | 0.0 |
| Runaway | 0 | 0.0 |
| Trespass | 3 | 0.3 |
| All Other Offenses | 2 | 0.2 |

| 2010 Fall Term Campus Population | |
|----------------------------------|---------------|
| Undergraduate Enrollment | 8,562 |
| Graduate Enrollment | 809 |
| Staff Personnel | 418 |
| Faculty Personnel | 687 |
| Security Personnel | 19 |
| Total Campus Population | 10,495 |



Tennessee Temple University - 2010

| GROUP A OFFENSES | Offense | Rate per 1,000 | Cleared | % Cleared |
|---|-----------|----------------|----------|------------|
| Homicide Offenses (Total) | 0 | 0.0 | 0 | 0.0 |
| Murder | 0 | 0.0 | 0 | 0.0 |
| Negligent Manslaughter | 0 | 0.0 | 0 | 0.0 |
| Kidnaping/Abduction | 0 | 0.0 | 0 | 0.0 |
| Sex Offenses (Forcible) (Total) | 0 | 0.0 | 0 | 0.0 |
| Forcible Rape | 0 | 0.0 | 0 | 0.0 |
| Forcible Sodomy | 0 | 0.0 | 0 | 0.0 |
| Sexual Assault W/Object | 0 | 0.0 | 0 | 0.0 |
| Forcible Fondling | 0 | 0.0 | 0 | 0.0 |
| Robbery | 0 | 0.0 | 0 | 0.0 |
| Assault Offenses (Total) | 0 | 0.0 | 0 | 0.0 |
| Aggravated Assault | 0 | 0.0 | 0 | 0.0 |
| Simple Assault | 0 | 0.0 | 0 | 0.0 |
| Intimidation | 0 | 0.0 | 0 | 0.0 |
| Stalking | 0 | 0.0 | 0 | 0.0 |
| Arson | 0 | 0.0 | 0 | 0.0 |
| Extortion/Blackmail | 0 | 0.0 | 0 | 0.0 |
| Burglary | 2 | 4.2 | 0 | 0.0 |
| Larceny/Theft Offenses (Total) | 13 | 27.1 | 0 | 0.0 |
| Theft - Pocket-picking | 0 | 0.0 | 0 | 0.0 |
| Theft - Purse Snatching | 0 | 0.0 | 0 | 0.0 |
| Theft - Shoplifting | 0 | 0.0 | 0 | 0.0 |
| Theft From Building | 10 | 20.8 | 0 | 0.0 |
| Theft From Coin Machine | 0 | 0.0 | 0 | 0.0 |
| Theft From Motor Vehicle | 3 | 6.3 | 0 | 0.0 |
| Theft of Motor Vehicle Parts | 0 | 0.0 | 0 | 0.0 |
| Theft - All Other Larceny | 0 | 0.0 | 0 | 0.0 |
| Motor Vehicle Theft | 1 | 2.1 | 0 | 0.0 |
| Counterfeiting/Forgery | 0 | 0.0 | 0 | 0.0 |
| Fraud Offenses (Total) | 0 | 0.0 | 0 | 0.0 |
| Fraud - False Pretenses | 0 | 0.0 | 0 | 0.0 |
| Fraud - Credit Card/ATM | 0 | 0.0 | 0 | 0.0 |
| Fraud - Impersonation | 0 | 0.0 | 0 | 0.0 |
| Fraud - Welfare | 0 | 0.0 | 0 | 0.0 |
| Fraud - Wire | 0 | 0.0 | 0 | 0.0 |
| Embezzlement | 0 | 0.0 | 0 | 0.0 |
| Stolen Property Offenses | 0 | 0.0 | 0 | 0.0 |
| Destruction/Damage/Vandalism | 0 | 0.0 | 0 | 0.0 |
| Drug/Narcotic Violations (Total) | 0 | 0.0 | 0 | 0.0 |
| Drug/Narcotic Violations | 0 | 0.0 | 0 | 0.0 |
| Drug/Narcotic Equipment Violations | 0 | 0.0 | 0 | 0.0 |

| GROUP A OFFENSES | Offense | Rate per 1,000 | Cleared | % Cleared |
|---|----------|----------------|----------|------------|
| Sex Offenses (Nonforcible) (Total) | 0 | 0.0 | 0 | 0.0 |
| Incest | 0 | 0.0 | 0 | 0.0 |
| Statutory Rape | 0 | 0.0 | 0 | 0.0 |
| Pornography/Obscene Material | 0 | 0.0 | 0 | 0.0 |
| Gambling Offenses (Total) | 0 | 0.0 | 0 | 0.0 |
| Gambling - Betting/Wagering | 0 | 0.0 | 0 | 0.0 |
| Gambling - Operating/Promoting | 0 | 0.0 | 0 | 0.0 |
| Gambling - Equipment Violations | 0 | 0.0 | 0 | 0.0 |
| Gambling - Sports Tampering | 0 | 0.0 | 0 | 0.0 |
| Prostitution Offenses (Total) | 0 | 0.0 | 0 | 0.0 |
| Prostitution | 0 | 0.0 | 0 | 0.0 |
| Prostitution Assisting/Promoting | 0 | 0.0 | 0 | 0.0 |
| Bribery | 0 | 0.0 | 0 | 0.0 |
| Weapon Law Violations | 0 | 0.0 | 0 | 0.0 |

| GROUP B OFFENSES | Offenses | Rate per 1,000 |
|-----------------------|----------|----------------|
| Bad Checks | 0 | 0.0 |
| Curfew/Vagrancy | 0 | 0.0 |
| Disorderly Conduct | 0 | 0.0 |
| DUI | 0 | 0.0 |
| Drunkenness | 0 | 0.0 |
| Family-Non Violent | 0 | 0.0 |
| Liquor Law Violations | 0 | 0.0 |
| Peeping Tom | 0 | 0.0 |
| Runaway | 0 | 0.0 |
| Trespass | 0 | 0.0 |
| All Other Offenses | 0 | 0.0 |

| 2010 Fall Term Campus Population | |
|----------------------------------|------------|
| Undergraduate Enrollment | 362 |
| Graduate Enrollment | 13 |
| Staff Personnel | 80 |
| Faculty Personnel | 20 |
| Security Personnel | 5 |
| Total Campus Population | 480 |



Tennessee Wesleyan College - 2010

| GROUP A OFFENSES | Offense | Rate per 1,000 | Cleared | % Cleared |
|---|----------|----------------|----------|--------------|
| Homicide Offenses (Total) | 0 | 0.0 | 0 | 0.0 |
| Murder | 0 | 0.0 | 0 | 0.0 |
| Negligent Manslaughter | 0 | 0.0 | 0 | 0.0 |
| Kidnaping/Abduction | 0 | 0.0 | 0 | 0.0 |
| Sex Offenses (Forcible) (Total) | 0 | 0.0 | 0 | 0.0 |
| Forcible Rape | 0 | 0.0 | 0 | 0.0 |
| Forcible Sodomy | 0 | 0.0 | 0 | 0.0 |
| Sexual Assault W/Object | 0 | 0.0 | 0 | 0.0 |
| Forcible Fondling | 0 | 0.0 | 0 | 0.0 |
| Robbery | 0 | 0.0 | 0 | 0.0 |
| Assault Offenses (Total) | 1 | 0.8 | 1 | 100.0 |
| Aggravated Assault | 0 | 0.0 | 0 | 0.0 |
| Simple Assault | 1 | 0.8 | 1 | 100.0 |
| Intimidation | 0 | 0.0 | 0 | 0.0 |
| Stalking | 0 | 0.0 | 0 | 0.0 |
| Arson | 0 | 0.0 | 0 | 0.0 |
| Extortion/Blackmail | 0 | 0.0 | 0 | 0.0 |
| Burglary | 2 | 1.6 | 0 | 0.0 |
| Larceny/Theft Offenses (Total) | 1 | 0.8 | 0 | 0.0 |
| Theft - Pocket-picking | 0 | 0.0 | 0 | 0.0 |
| Theft - Purse Snatching | 0 | 0.0 | 0 | 0.0 |
| Theft - Shoplifting | 0 | 0.0 | 0 | 0.0 |
| Theft From Building | 1 | 0.8 | 0 | 0.0 |
| Theft From Coin Machine | 0 | 0.0 | 0 | 0.0 |
| Theft From Motor Vehicle | 0 | 0.0 | 0 | 0.0 |
| Theft of Motor Vehicle Parts | 0 | 0.0 | 0 | 0.0 |
| Theft - All Other Larceny | 0 | 0.0 | 0 | 0.0 |
| Motor Vehicle Theft | 0 | 0.0 | 0 | 0.0 |
| Counterfeiting/Forgery | 0 | 0.0 | 0 | 0.0 |
| Fraud Offenses (Total) | 0 | 0.0 | 0 | 0.0 |
| Fraud - False Pretenses | 0 | 0.0 | 0 | 0.0 |
| Fraud - Credit Card/ATM | 0 | 0.0 | 0 | 0.0 |
| Fraud - Impersonation | 0 | 0.0 | 0 | 0.0 |
| Fraud - Welfare | 0 | 0.0 | 0 | 0.0 |
| Fraud - Wire | 0 | 0.0 | 0 | 0.0 |
| Embezzlement | 0 | 0.0 | 0 | 0.0 |
| Stolen Property Offenses | 0 | 0.0 | 0 | 0.0 |
| Destruction/Damage/Vandalism | 1 | 0.8 | 1 | 100.0 |
| Drug/Narcotic Violations (Total) | 4 | 3.2 | 4 | 100.0 |
| Drug/Narcotic Violations | 2 | 1.6 | 2 | 100.0 |
| Drug/Narcotic Equipment Violations | 2 | 1.6 | 2 | 100.0 |

| GROUP A OFFENSES | Offense | Rate per 1,000 | Cleared | % Cleared |
|---|----------|----------------|----------|------------|
| Sex Offenses (Nonforcible) (Total) | 0 | 0.0 | 0 | 0.0 |
| Incest | 0 | 0.0 | 0 | 0.0 |
| Statutory Rape | 0 | 0.0 | 0 | 0.0 |
| Pornography/Obscene Material | 0 | 0.0 | 0 | 0.0 |
| Gambling Offenses (Total) | 0 | 0.0 | 0 | 0.0 |
| Gambling - Betting/Wagering | 0 | 0.0 | 0 | 0.0 |
| Gambling - Operating/Promoting | 0 | 0.0 | 0 | 0.0 |
| Gambling - Equipment Violations | 0 | 0.0 | 0 | 0.0 |
| Gambling - Sports Tampering | 0 | 0.0 | 0 | 0.0 |
| Prostitution Offenses (Total) | 0 | 0.0 | 0 | 0.0 |
| Prostitution | 0 | 0.0 | 0 | 0.0 |
| Prostitution Assisting/Promoting | 0 | 0.0 | 0 | 0.0 |
| Bribery | 0 | 0.0 | 0 | 0.0 |
| Weapon Law Violations | 0 | 0.0 | 0 | 0.0 |

| GROUP B OFFENSES | Offenses | Rate per 1,000 |
|-----------------------|----------|----------------|
| Bad Checks | 0 | 0.0 |
| Curfew/Vagrancy | 0 | 0.0 |
| Disorderly Conduct | 0 | 0.0 |
| DUI | 0 | 0.0 |
| Drunkenness | 0 | 0.0 |
| Family-Non Violent | 0 | 0.0 |
| Liquor Law Violations | 9 | 7.2 |
| Peeping Tom | 0 | 0.0 |
| Runaway | 0 | 0.0 |
| Trespass | 0 | 0.0 |
| All Other Offenses | 0 | 0.0 |

| 2010 Fall Term Campus Population | |
|----------------------------------|--------------|
| Undergraduate Enrollment | 1,060 |
| Graduate Enrollment | 0 |
| Staff Personnel | 74 |
| Faculty Personnel | 104 |
| Security Personnel | 7 |
| Total Campus Population | 1,245 |



Trevecca Nazarene University - 2010

| GROUP A OFFENSES | Offense | Rate per 1,000 | Cleared | % Cleared |
|---|----------|----------------|----------|------------|
| Homicide Offenses (Total) | 0 | 0.0 | 0 | 0.0 |
| Murder | 0 | 0.0 | 0 | 0.0 |
| Negligent Manslaughter | 0 | 0.0 | 0 | 0.0 |
| Kidnaping/Abduction | 0 | 0.0 | 0 | 0.0 |
| Sex Offenses (Forcible) (Total) | 0 | 0.0 | 0 | 0.0 |
| Forcible Rape | 0 | 0.0 | 0 | 0.0 |
| Forcible Sodomy | 0 | 0.0 | 0 | 0.0 |
| Sexual Assault W/Object | 0 | 0.0 | 0 | 0.0 |
| Forcible Fondling | 0 | 0.0 | 0 | 0.0 |
| Robbery | 0 | 0.0 | 0 | 0.0 |
| Assault Offenses (Total) | 0 | 0.0 | 0 | 0.0 |
| Aggravated Assault | 0 | 0.0 | 0 | 0.0 |
| Simple Assault | 0 | 0.0 | 0 | 0.0 |
| Intimidation | 0 | 0.0 | 0 | 0.0 |
| Stalking | 0 | 0.0 | 0 | 0.0 |
| Arson | 0 | 0.0 | 0 | 0.0 |
| Extortion/Blackmail | 0 | 0.0 | 0 | 0.0 |
| Burglary | 5 | 1.9 | 0 | 0.0 |
| Larceny/Theft Offenses (Total) | 8 | 3.0 | 0 | 0.0 |
| Theft - Pocket-picking | 0 | 0.0 | 0 | 0.0 |
| Theft - Purse Snatching | 0 | 0.0 | 0 | 0.0 |
| Theft - Shoplifting | 0 | 0.0 | 0 | 0.0 |
| Theft From Building | 1 | 0.4 | 0 | 0.0 |
| Theft From Coin Machine | 0 | 0.0 | 0 | 0.0 |
| Theft From Motor Vehicle | 5 | 1.9 | 0 | 0.0 |
| Theft of Motor Vehicle Parts | 0 | 0.0 | 0 | 0.0 |
| Theft - All Other Larceny | 2 | 0.8 | 0 | 0.0 |
| Motor Vehicle Theft | 0 | 0.0 | 0 | 0.0 |
| Counterfeiting/Forgery | 0 | 0.0 | 0 | 0.0 |
| Fraud Offenses (Total) | 0 | 0.0 | 0 | 0.0 |
| Fraud - False Pretenses | 0 | 0.0 | 0 | 0.0 |
| Fraud - Credit Card/ATM | 0 | 0.0 | 0 | 0.0 |
| Fraud - Impersonation | 0 | 0.0 | 0 | 0.0 |
| Fraud - Welfare | 0 | 0.0 | 0 | 0.0 |
| Fraud - Wire | 0 | 0.0 | 0 | 0.0 |
| Embezzlement | 0 | 0.0 | 0 | 0.0 |
| Stolen Property Offenses | 0 | 0.0 | 0 | 0.0 |
| Destruction/Damage/Vandalism | 1 | 0.4 | 0 | 0.0 |
| Drug/Narcotic Violations (Total) | 0 | 0.0 | 0 | 0.0 |
| Drug/Narcotic Violations | 0 | 0.0 | 0 | 0.0 |
| Drug/Narcotic Equipment Violations | 0 | 0.0 | 0 | 0.0 |

| GROUP A OFFENSES | Offense | Rate per 1,000 | Cleared | % Cleared |
|---|----------|----------------|----------|------------|
| Sex Offenses (Nonforcible) (Total) | 0 | 0.0 | 0 | 0.0 |
| Incest | 0 | 0.0 | 0 | 0.0 |
| Statutory Rape | 0 | 0.0 | 0 | 0.0 |
| Pornography/Obscene Material | 0 | 0.0 | 0 | 0.0 |
| Gambling Offenses (Total) | 0 | 0.0 | 0 | 0.0 |
| Gambling - Betting/Wagering | 0 | 0.0 | 0 | 0.0 |
| Gambling - Operating/Promoting | 0 | 0.0 | 0 | 0.0 |
| Gambling - Equipment Violations | 0 | 0.0 | 0 | 0.0 |
| Gambling - Sports Tampering | 0 | 0.0 | 0 | 0.0 |
| Prostitution Offenses (Total) | 0 | 0.0 | 0 | 0.0 |
| Prostitution | 0 | 0.0 | 0 | 0.0 |
| Prostitution Assisting/Promoting | 0 | 0.0 | 0 | 0.0 |
| Bribery | 0 | 0.0 | 0 | 0.0 |
| Weapon Law Violations | 0 | 0.0 | 0 | 0.0 |

| GROUP B OFFENSES | Offenses | Rate per 1,000 |
|-----------------------|----------|----------------|
| Bad Checks | 0 | 0.0 |
| Curfew/Vagrancy | 0 | 0.0 |
| Disorderly Conduct | 0 | 0.0 |
| DUI | 0 | 0.0 |
| Drunkenness | 0 | 0.0 |
| Family-Non Violent | 0 | 0.0 |
| Liquor Law Violations | 0 | 0.0 |
| Peeping Tom | 0 | 0.0 |
| Runaway | 0 | 0.0 |
| Trespass | 0 | 0.0 |
| All Other Offenses | 0 | 0.0 |

| 2010 Fall Term Campus Population | |
|----------------------------------|--------------|
| Undergraduate Enrollment | 1,214 |
| Graduate Enrollment | 1,107 |
| Staff Personnel | 122 |
| Faculty Personnel | 209 |
| Security Personnel | 5 |
| Total Campus Population | 2,657 |



Tusculum College - 2010

| GROUP A OFFENSES | Offense | Rate per 1,000 | Cleared | % Cleared |
|---|-----------|----------------|----------|------------|
| Homicide Offenses (Total) | 0 | 0.0 | 0 | 0.0 |
| Murder | 0 | 0.0 | 0 | 0.0 |
| Negligent Manslaughter | 0 | 0.0 | 0 | 0.0 |
| Kidnaping/Abduction | 0 | 0.0 | 0 | 0.0 |
| Sex Offenses (Forcible) (Total) | 0 | 0.0 | 0 | 0.0 |
| Forcible Rape | 0 | 0.0 | 0 | 0.0 |
| Forcible Sodomy | 0 | 0.0 | 0 | 0.0 |
| Sexual Assault W/Object | 0 | 0.0 | 0 | 0.0 |
| Forcible Fondling | 0 | 0.0 | 0 | 0.0 |
| Robbery | 0 | 0.0 | 0 | 0.0 |
| Assault Offenses (Total) | 5 | 1.8 | 0 | 0.0 |
| Aggravated Assault | 0 | 0.0 | 0 | 0.0 |
| Simple Assault | 2 | 0.7 | 0 | 0.0 |
| Intimidation | 2 | 0.7 | 0 | 0.0 |
| Stalking | 1 | 0.4 | 0 | 0.0 |
| Arson | 0 | 0.0 | 0 | 0.0 |
| Extortion/Blackmail | 0 | 0.0 | 0 | 0.0 |
| Burglary | 9 | 3.2 | 0 | 0.0 |
| Larceny/Theft Offenses (Total) | 17 | 6.0 | 0 | 0.0 |
| Theft - Pocket-picking | 0 | 0.0 | 0 | 0.0 |
| Theft - Purse Snatching | 0 | 0.0 | 0 | 0.0 |
| Theft - Shoplifting | 0 | 0.0 | 0 | 0.0 |
| Theft From Building | 0 | 0.0 | 0 | 0.0 |
| Theft From Coin Machine | 0 | 0.0 | 0 | 0.0 |
| Theft From Motor Vehicle | 4 | 1.4 | 0 | 0.0 |
| Theft of Motor Vehicle Parts | 0 | 0.0 | 0 | 0.0 |
| Theft - All Other Larceny | 13 | 4.6 | 0 | 0.0 |
| Motor Vehicle Theft | 0 | 0.0 | 0 | 0.0 |
| Counterfeiting/Forgery | 1 | 0.4 | 0 | 0.0 |
| Fraud Offenses (Total) | 1 | 0.4 | 0 | 0.0 |
| Fraud - False Pretenses | 0 | 0.0 | 0 | 0.0 |
| Fraud - Credit Card/ATM | 0 | 0.0 | 0 | 0.0 |
| Fraud - Impersonation | 1 | 0.4 | 0 | 0.0 |
| Fraud - Welfare | 0 | 0.0 | 0 | 0.0 |
| Fraud - Wire | 0 | 0.0 | 0 | 0.0 |
| Embezzlement | 0 | 0.0 | 0 | 0.0 |
| Stolen Property Offenses | 0 | 0.0 | 0 | 0.0 |
| Destruction/Damage/Vandalism | 33 | 11.6 | 0 | 0.0 |
| Drug/Narcotic Violations (Total) | 10 | 3.5 | 0 | 0.0 |
| Drug/Narcotic Violations | 5 | 1.8 | 0 | 0.0 |
| Drug/Narcotic Equipment Violations | 5 | 1.8 | 0 | 0.0 |

| GROUP A OFFENSES | Offense | Rate per 1,000 | Cleared | % Cleared |
|---|----------|----------------|----------|-------------|
| Sex Offenses (Nonforcible) (Total) | 0 | 0.0 | 0 | 0.0 |
| Incest | 0 | 0.0 | 0 | 0.0 |
| Statutory Rape | 0 | 0.0 | 0 | 0.0 |
| Pornography/Obscene Material | 0 | 0.0 | 0 | 0.0 |
| Gambling Offenses (Total) | 0 | 0.0 | 0 | 0.0 |
| Gambling - Betting/Wagering | 0 | 0.0 | 0 | 0.0 |
| Gambling - Operating/Promoting | 0 | 0.0 | 0 | 0.0 |
| Gambling - Equipment Violations | 0 | 0.0 | 0 | 0.0 |
| Gambling - Sports Tampering | 0 | 0.0 | 0 | 0.0 |
| Prostitution Offenses (Total) | 0 | 0.0 | 0 | 0.0 |
| Prostitution | 0 | 0.0 | 0 | 0.0 |
| Prostitution Assisting/Promoting | 0 | 0.0 | 0 | 0.0 |
| Bribery | 0 | 0.0 | 0 | 0.0 |
| Weapon Law Violations | 2 | 0.7 | 1 | 50.0 |

| GROUP B OFFENSES | Offenses | Rate per 1,000 |
|-----------------------|----------|----------------|
| Bad Checks | 0 | 0.0 |
| Curfew/Vagrancy | 0 | 0.0 |
| Disorderly Conduct | 0 | 0.0 |
| DUI | 0 | 0.0 |
| Drunkenness | 0 | 0.0 |
| Family-Non Violent | 0 | 0.0 |
| Liquor Law Violations | 0 | 0.0 |
| Peeping Tom | 0 | 0.0 |
| Runaway | 0 | 0.0 |
| Trespass | 0 | 0.0 |
| All Other Offenses | 0 | 0.0 |

| 2010 Fall Term Campus Population | |
|----------------------------------|--------------|
| Undergraduate Enrollment | 1,997 |
| Graduate Enrollment | 228 |
| Staff Personnel | 279 |
| Faculty Personnel | 331 |
| Security Personnel | 6 |
| Total Campus Population | 2,841 |



Union University - 2010

| GROUP A OFFENSES | Offense | Rate per 1,000 | Cleared | % Cleared |
|---|-----------|----------------|----------|--------------|
| Homicide Offenses (Total) | 0 | 0.0 | 0 | 0.0 |
| Murder | 0 | 0.0 | 0 | 0.0 |
| Negligent Manslaughter | 0 | 0.0 | 0 | 0.0 |
| Kidnaping/Abduction | 0 | 0.0 | 0 | 0.0 |
| Sex Offenses (Forcible) (Total) | 0 | 0.0 | 0 | 0.0 |
| Forcible Rape | 0 | 0.0 | 0 | 0.0 |
| Forcible Sodomy | 0 | 0.0 | 0 | 0.0 |
| Sexual Assault W/Object | 0 | 0.0 | 0 | 0.0 |
| Forcible Fondling | 0 | 0.0 | 0 | 0.0 |
| Robbery | 0 | 0.0 | 0 | 0.0 |
| Assault Offenses (Total) | 1 | 0.2 | 1 | 100.0 |
| Aggravated Assault | 0 | 0.0 | 0 | 0.0 |
| Simple Assault | 1 | 0.2 | 1 | 100.0 |
| Intimidation | 0 | 0.0 | 0 | 0.0 |
| Stalking | 0 | 0.0 | 0 | 0.0 |
| Arson | 1 | 0.2 | 0 | 0.0 |
| Extortion/Blackmail | 0 | 0.0 | 0 | 0.0 |
| Burglary | 3 | 0.7 | 0 | 0.0 |
| Larceny/Theft Offenses (Total) | 19 | 4.6 | 0 | 0.0 |
| Theft - Pocket-picking | 0 | 0.0 | 0 | 0.0 |
| Theft - Purse Snatching | 0 | 0.0 | 0 | 0.0 |
| Theft - Shoplifting | 0 | 0.0 | 0 | 0.0 |
| Theft From Building | 14 | 3.4 | 0 | 0.0 |
| Theft From Coin Machine | 0 | 0.0 | 0 | 0.0 |
| Theft From Motor Vehicle | 1 | 0.2 | 0 | 0.0 |
| Theft of Motor Vehicle Parts | 1 | 0.2 | 0 | 0.0 |
| Theft - All Other Larceny | 3 | 0.7 | 0 | 0.0 |
| Motor Vehicle Theft | 2 | 0.5 | 0 | 0.0 |
| Counterfeiting/Forgery | 0 | 0.0 | 0 | 0.0 |
| Fraud Offenses (Total) | 0 | 0.0 | 0 | 0.0 |
| Fraud - False Pretenses | 0 | 0.0 | 0 | 0.0 |
| Fraud - Credit Card/ATM | 0 | 0.0 | 0 | 0.0 |
| Fraud - Impersonation | 0 | 0.0 | 0 | 0.0 |
| Fraud - Welfare | 0 | 0.0 | 0 | 0.0 |
| Fraud - Wire | 0 | 0.0 | 0 | 0.0 |
| Embezzlement | 0 | 0.0 | 0 | 0.0 |
| Stolen Property Offenses | 0 | 0.0 | 0 | 0.0 |
| Destruction/Damage/Vandalism | 5 | 1.2 | 0 | 0.0 |
| Drug/Narcotic Violations (Total) | 1 | 0.2 | 1 | 100.0 |
| Drug/Narcotic Violations | 1 | 0.2 | 1 | 100.0 |
| Drug/Narcotic Equipment Violations | 0 | 0.0 | 0 | 0.0 |

| GROUP A OFFENSES | Offense | Rate per 1,000 | Cleared | % Cleared |
|---|----------|----------------|----------|------------|
| Sex Offenses (Nonforcible) (Total) | 0 | 0.0 | 0 | 0.0 |
| Incest | 0 | 0.0 | 0 | 0.0 |
| Statutory Rape | 0 | 0.0 | 0 | 0.0 |
| Pornography/Obscene Material | 0 | 0.0 | 0 | 0.0 |
| Gambling Offenses (Total) | 0 | 0.0 | 0 | 0.0 |
| Gambling - Betting/Wagering | 0 | 0.0 | 0 | 0.0 |
| Gambling - Operating/Promoting | 0 | 0.0 | 0 | 0.0 |
| Gambling - Equipment Violations | 0 | 0.0 | 0 | 0.0 |
| Gambling - Sports Tampering | 0 | 0.0 | 0 | 0.0 |
| Prostitution Offenses (Total) | 0 | 0.0 | 0 | 0.0 |
| Prostitution | 0 | 0.0 | 0 | 0.0 |
| Prostitution Assisting/Promoting | 0 | 0.0 | 0 | 0.0 |
| Bribery | 0 | 0.0 | 0 | 0.0 |
| Weapon Law Violations | 0 | 0.0 | 0 | 0.0 |

| GROUP B OFFENSES | Offenses | Rate per 1,000 |
|-----------------------|----------|----------------|
| Bad Checks | 0 | 0.0 |
| Curfew/Vagrancy | 0 | 0.0 |
| Disorderly Conduct | 0 | 0.0 |
| DUI | 0 | 0.0 |
| Drunkenness | 0 | 0.0 |
| Family-Non Violent | 0 | 0.0 |
| Liquor Law Violations | 0 | 0.0 |
| Peeping Tom | 0 | 0.0 |
| Runaway | 0 | 0.0 |
| Trespass | 0 | 0.0 |
| All Other Offenses | 0 | 0.0 |

| 2010 Fall Term Campus Population | |
|----------------------------------|--------------|
| Undergraduate Enrollment | 2,458 |
| Graduate Enrollment | 1,029 |
| Staff Personnel | 222 |
| Faculty Personnel | 399 |
| Security Personnel | 11 |
| Total Campus Population | 4,119 |



University of Memphis - 2010

| GROUP A OFFENSES | Offense | Rate per 1,000 | Cleared | % Cleared |
|---|------------|----------------|-----------|--------------|
| Homicide Offenses (Total) | 0 | 0.0 | 0 | 0.0 |
| Murder | 0 | 0.0 | 0 | 0.0 |
| Negligent Manslaughter | 0 | 0.0 | 0 | 0.0 |
| Kidnaping/Abduction | 0 | 0.0 | 0 | 0.0 |
| Sex Offenses (Forcible) (Total) | 1 | 0.0 | 1 | 100.0 |
| Forcible Rape | 0 | 0.0 | 0 | 0.0 |
| Forcible Sodomy | 0 | 0.0 | 0 | 0.0 |
| Sexual Assault W/Object | 1 | 0.0 | 1 | 100.0 |
| Forcible Fondling | 0 | 0.0 | 0 | 0.0 |
| Robbery | 4 | 0.2 | 2 | 50.0 |
| Assault Offenses (Total) | 54 | 2.3 | 32 | 59.3 |
| Aggravated Assault | 2 | 0.1 | 1 | 50.0 |
| Simple Assault | 27 | 1.2 | 19 | 70.4 |
| Intimidation | 24 | 1.1 | 11 | 45.8 |
| Stalking | 1 | 0.0 | 1 | 100.0 |
| Arson | 0 | 0.0 | 0 | 0.0 |
| Extortion/Blackmail | 0 | 0.0 | 0 | 0.0 |
| Burglary | 44 | 1.9 | 6 | 13.6 |
| Larceny/Theft Offenses (Total) | 135 | 5.8 | 11 | 8.1 |
| Theft - Pocket-picking | 0 | 0.0 | 0 | 0.0 |
| Theft - Purse Snatching | 0 | 0.0 | 0 | 0.0 |
| Theft - Shoplifting | 1 | 0.0 | 0 | 0.0 |
| Theft From Building | 74 | 3.2 | 6 | 8.1 |
| Theft From Coin Machine | 5 | 0.2 | 0 | 0.0 |
| Theft From Motor Vehicle | 13 | 0.6 | 0 | 0.0 |
| Theft of Motor Vehicle Parts | 20 | 0.9 | 1 | 5.0 |
| Theft - All Other Larceny | 22 | 0.9 | 4 | 18.2 |
| Motor Vehicle Theft | 3 | 0.1 | 2 | 66.7 |
| Counterfeiting/Forgery | 0 | 0.0 | 0 | 0.0 |
| Fraud Offenses (Total) | 7 | 0.3 | 1 | 14.3 |
| Fraud - False Pretenses | 3 | 0.1 | 0 | 0.0 |
| Fraud - Credit Card/ATM | 3 | 0.1 | 0 | 0.0 |
| Fraud - Impersonation | 1 | 0.0 | 1 | 100.0 |
| Fraud - Welfare | 0 | 0.0 | 0 | 0.0 |
| Fraud - Wire | 0 | 0.0 | 0 | 0.0 |
| Embezzlement | 3 | 0.1 | 2 | 66.7 |
| Stolen Property Offenses | 0 | 0.0 | 0 | 0.0 |
| Destruction/Damage/Vandalism | 42 | 1.8 | 3 | 7.1 |
| Drug/Narcotic Violations (Total) | 15 | 0.6 | 13 | 86.7 |
| Drug/Narcotic Violations | 12 | 0.5 | 10 | 83.3 |
| Drug/Narcotic Equipment Violations | 3 | 0.1 | 3 | 100.0 |

| GROUP A OFFENSES | Offense | Rate per 1,000 | Cleared | % Cleared |
|---|----------|----------------|----------|--------------|
| Sex Offenses (Nonforcible) (Total) | 0 | 0.0 | 0 | 0.0 |
| Incest | 0 | 0.0 | 0 | 0.0 |
| Statutory Rape | 0 | 0.0 | 0 | 0.0 |
| Pornography/Obscene Material | 0 | 0.0 | 0 | 0.0 |
| Gambling Offenses (Total) | 0 | 0.0 | 0 | 0.0 |
| Gambling - Betting/Wagering | 0 | 0.0 | 0 | 0.0 |
| Gambling - Operating/Promoting | 0 | 0.0 | 0 | 0.0 |
| Gambling - Equipment Violations | 0 | 0.0 | 0 | 0.0 |
| Gambling - Sports Tampering | 0 | 0.0 | 0 | 0.0 |
| Prostitution Offenses (Total) | 0 | 0.0 | 0 | 0.0 |
| Prostitution | 0 | 0.0 | 0 | 0.0 |
| Prostitution Assisting/Promoting | 0 | 0.0 | 0 | 0.0 |
| Bribery | 0 | 0.0 | 0 | 0.0 |
| Weapon Law Violations | 4 | 0.2 | 4 | 100.0 |

| GROUP B OFFENSES | Offenses | Rate per 1,000 |
|-----------------------|----------|----------------|
| Bad Checks | 0 | 0.0 |
| Curfew/Vagrancy | 1 | 0.0 |
| Disorderly Conduct | 3 | 0.1 |
| DUI | 2 | 0.1 |
| Drunkenness | 3 | 0.1 |
| Family-Non Violent | 0 | 0.0 |
| Liquor Law Violations | 18 | 0.8 |
| Peeping Tom | 0 | 0.0 |
| Runaway | 0 | 0.0 |
| Trespass | 8 | 0.3 |
| All Other Offenses | 1 | 0.0 |

| 2010 Fall Term Campus Population | |
|----------------------------------|---------------|
| Undergraduate Enrollment | 15,935 |
| Graduate Enrollment | 4,021 |
| Staff Personnel | 1,845 |
| Faculty Personnel | 1,428 |
| Security Personnel | 53 |
| Total Campus Population | 23,282 |



University of Tennessee at Chattanooga - 2010

| GROUP A OFFENSES | Offense | Rate per 1,000 | Cleared | % Cleared |
|---|------------|----------------|-----------|--------------|
| Homicide Offenses (Total) | 0 | 0.0 | 0 | 0.0 |
| Murder | 0 | 0.0 | 0 | 0.0 |
| Negligent Manslaughter | 0 | 0.0 | 0 | 0.0 |
| Kidnaping/Abduction | 0 | 0.0 | 0 | 0.0 |
| Sex Offenses (Forcible) (Total) | 1 | 0.1 | 0 | 0.0 |
| Forcible Rape | 1 | 0.1 | 0 | 0.0 |
| Forcible Sodomy | 0 | 0.0 | 0 | 0.0 |
| Sexual Assault W/Object | 0 | 0.0 | 0 | 0.0 |
| Forcible Fondling | 0 | 0.0 | 0 | 0.0 |
| Robbery | 1 | 0.1 | 0 | 0.0 |
| Assault Offenses (Total) | 24 | 2.2 | 10 | 41.7 |
| Aggravated Assault | 1 | 0.1 | 0 | 0.0 |
| Simple Assault | 19 | 1.7 | 10 | 52.6 |
| Intimidation | 3 | 0.3 | 0 | 0.0 |
| Stalking | 1 | 0.1 | 0 | 0.0 |
| Arson | 0 | 0.0 | 0 | 0.0 |
| Extortion/Blackmail | 0 | 0.0 | 0 | 0.0 |
| Burglary | 19 | 1.7 | 2 | 10.5 |
| Larceny/Theft Offenses (Total) | 139 | 12.5 | 11 | 7.9 |
| Theft - Pocket-picking | 0 | 0.0 | 0 | 0.0 |
| Theft - Purse Snatching | 0 | 0.0 | 0 | 0.0 |
| Theft - Shoplifting | 0 | 0.0 | 0 | 0.0 |
| Theft From Building | 46 | 4.1 | 1 | 2.2 |
| Theft From Coin Machine | 2 | 0.2 | 0 | 0.0 |
| Theft From Motor Vehicle | 26 | 2.3 | 0 | 0.0 |
| Theft of Motor Vehicle Parts | 3 | 0.3 | 1 | 33.3 |
| Theft - All Other Larceny | 62 | 5.6 | 9 | 14.5 |
| Motor Vehicle Theft | 4 | 0.4 | 0 | 0.0 |
| Counterfeiting/Forgery | 1 | 0.1 | 1 | 100.0 |
| Fraud Offenses (Total) | 6 | 0.5 | 4 | 66.7 |
| Fraud - False Pretenses | 2 | 0.2 | 2 | 100.0 |
| Fraud - Credit Card/ATM | 2 | 0.2 | 1 | 50.0 |
| Fraud - Impersonation | 1 | 0.1 | 1 | 100.0 |
| Fraud - Welfare | 0 | 0.0 | 0 | 0.0 |
| Fraud - Wire | 1 | 0.1 | 0 | 0.0 |
| Embezzlement | 0 | 0.0 | 0 | 0.0 |
| Stolen Property Offenses | 0 | 0.0 | 0 | 0.0 |
| Destruction/Damage/Vandalism | 41 | 3.7 | 5 | 12.2 |
| Drug/Narcotic Violations (Total) | 76 | 6.8 | 76 | 100.0 |
| Drug/Narcotic Violations | 33 | 3.0 | 33 | 100.0 |
| Drug/Narcotic Equipment Violations | 43 | 3.9 | 43 | 100.0 |

| GROUP A OFFENSES | Offense | Rate per 1,000 | Cleared | % Cleared |
|---|----------|----------------|----------|--------------|
| Sex Offenses (Nonforcible) (Total) | 0 | 0.0 | 0 | 0.0 |
| Incest | 0 | 0.0 | 0 | 0.0 |
| Statutory Rape | 0 | 0.0 | 0 | 0.0 |
| Pornography/Obscene Material | 0 | 0.0 | 0 | 0.0 |
| Gambling Offenses (Total) | 0 | 0.0 | 0 | 0.0 |
| Gambling - Betting/Wagering | 0 | 0.0 | 0 | 0.0 |
| Gambling - Operating/Promoting | 0 | 0.0 | 0 | 0.0 |
| Gambling - Equipment Violations | 0 | 0.0 | 0 | 0.0 |
| Gambling - Sports Tampering | 0 | 0.0 | 0 | 0.0 |
| Prostitution Offenses (Total) | 0 | 0.0 | 0 | 0.0 |
| Prostitution | 0 | 0.0 | 0 | 0.0 |
| Prostitution Assisting/Promoting | 0 | 0.0 | 0 | 0.0 |
| Bribery | 0 | 0.0 | 0 | 0.0 |
| Weapon Law Violations | 1 | 0.1 | 1 | 100.0 |

| GROUP B OFFENSES | Offenses | Rate per 1,000 |
|-----------------------|----------|----------------|
| Bad Checks | 0 | 0.0 |
| Curfew/Vagrancy | 0 | 0.0 |
| Disorderly Conduct | 4 | 0.4 |
| DUI | 2 | 0.2 |
| Drunkenness | 18 | 1.6 |
| Family-Non Violent | 0 | 0.0 |
| Liquor Law Violations | 124 | 11.2 |
| Peeping Tom | 0 | 0.0 |
| Runaway | 0 | 0.0 |
| Trespass | 8 | 0.7 |
| All Other Offenses | 12 | 1.1 |

| 2010 Fall Term Campus Population | |
|----------------------------------|---------------|
| Undergraduate Enrollment | 8,367 |
| Graduate Enrollment | 964 |
| Staff Personnel | 988 |
| Faculty Personnel | 670 |
| Security Personnel | 109 |
| Total Campus Population | 11,098 |



University of Tennessee at Knoxville - 2010

| GROUP A OFFENSES | Offense | Rate per 1,000 | Cleared | % Cleared |
|---|------------|----------------|-----------|--------------|
| Homicide Offenses (Total) | 0 | 0.0 | 0 | 0.0 |
| Murder | 0 | 0.0 | 0 | 0.0 |
| Negligent Manslaughter | 0 | 0.0 | 0 | 0.0 |
| Kidnaping/Abduction | 0 | 0.0 | 0 | 0.0 |
| Sex Offenses (Forcible) (Total) | 1 | 0.0 | 1 | 100.0 |
| Forcible Rape | 1 | 0.0 | 1 | 100.0 |
| Forcible Sodomy | 0 | 0.0 | 0 | 0.0 |
| Sexual Assault W/Object | 0 | 0.0 | 0 | 0.0 |
| Forcible Fondling | 0 | 0.0 | 0 | 0.0 |
| Robbery | 1 | 0.0 | 0 | 0.0 |
| Assault Offenses (Total) | 50 | 1.4 | 28 | 56.0 |
| Aggravated Assault | 2 | 0.1 | 1 | 50.0 |
| Simple Assault | 30 | 0.8 | 20 | 66.7 |
| Intimidation | 16 | 0.5 | 6 | 37.5 |
| Stalking | 2 | 0.1 | 1 | 50.0 |
| Arson | 2 | 0.1 | 0 | 0.0 |
| Extortion/Blackmail | 0 | 0.0 | 0 | 0.0 |
| Burglary | 17 | 0.5 | 2 | 11.8 |
| Larceny/Theft Offenses (Total) | 490 | 13.8 | 9 | 1.8 |
| Theft - Pocket-picking | 4 | 0.1 | 0 | 0.0 |
| Theft - Purse Snatching | 0 | 0.0 | 0 | 0.0 |
| Theft - Shoplifting | 2 | 0.1 | 0 | 0.0 |
| Theft From Building | 295 | 8.3 | 6 | 2.0 |
| Theft From Coin Machine | 1 | 0.0 | 0 | 0.0 |
| Theft From Motor Vehicle | 77 | 2.2 | 0 | 0.0 |
| Theft of Motor Vehicle Parts | 29 | 0.8 | 0 | 0.0 |
| Theft - All Other Larceny | 82 | 2.3 | 3 | 3.7 |
| Motor Vehicle Theft | 5 | 0.1 | 1 | 20.0 |
| Counterfeiting/Forgery | 0 | 0.0 | 0 | 0.0 |
| Fraud Offenses (Total) | 7 | 0.2 | 2 | 28.6 |
| Fraud - False Pretenses | 2 | 0.1 | 1 | 50.0 |
| Fraud - Credit Card/ATM | 4 | 0.1 | 0 | 0.0 |
| Fraud - Impersonation | 1 | 0.0 | 1 | 100.0 |
| Fraud - Welfare | 0 | 0.0 | 0 | 0.0 |
| Fraud - Wire | 0 | 0.0 | 0 | 0.0 |
| Embezzlement | 0 | 0.0 | 0 | 0.0 |
| Stolen Property Offenses | 0 | 0.0 | 0 | 0.0 |
| Destruction/Damage/Vandalism | 94 | 2.7 | 2 | 2.1 |
| Drug/Narcotic Violations (Total) | 90 | 2.5 | 21 | 23.3 |
| Drug/Narcotic Violations | 71 | 2.0 | 14 | 19.7 |
| Drug/Narcotic Equipment Violations | 19 | 0.5 | 7 | 36.8 |

| GROUP A OFFENSES | Offense | Rate per 1,000 | Cleared | % Cleared |
|---|----------|----------------|----------|-------------|
| Sex Offenses (Nonforcible) (Total) | 0 | 0.0 | 0 | 0.0 |
| Incest | 0 | 0.0 | 0 | 0.0 |
| Statutory Rape | 0 | 0.0 | 0 | 0.0 |
| Pornography/Obscene Material | 0 | 0.0 | 0 | 0.0 |
| Gambling Offenses (Total) | 0 | 0.0 | 0 | 0.0 |
| Gambling - Betting/Wagering | 0 | 0.0 | 0 | 0.0 |
| Gambling - Operating/Promoting | 0 | 0.0 | 0 | 0.0 |
| Gambling - Equipment Violations | 0 | 0.0 | 0 | 0.0 |
| Gambling - Sports Tampering | 0 | 0.0 | 0 | 0.0 |
| Prostitution Offenses (Total) | 0 | 0.0 | 0 | 0.0 |
| Prostitution | 0 | 0.0 | 0 | 0.0 |
| Prostitution Assisting/Promoting | 0 | 0.0 | 0 | 0.0 |
| Bribery | 0 | 0.0 | 0 | 0.0 |
| Weapon Law Violations | 2 | 0.1 | 1 | 50.0 |

| GROUP B OFFENSES | Offenses | Rate per 1,000 |
|-----------------------|----------|----------------|
| Bad Checks | 0 | 0.0 |
| Curfew/Vagrancy | 2 | 0.1 |
| Disorderly Conduct | 9 | 0.3 |
| DUI | 19 | 0.5 |
| Drunkenness | 70 | 2.0 |
| Family-Non Violent | 0 | 0.0 |
| Liquor Law Violations | 31 | 0.9 |
| Peeping Tom | 0 | 0.0 |
| Runaway | 1 | 0.0 |
| Trespass | 20 | 0.6 |
| All Other Offenses | 1 | 0.0 |

| 2010 Fall Term Campus Population | |
|----------------------------------|---------------|
| Undergraduate Enrollment | 20,538 |
| Graduate Enrollment | 5,416 |
| Staff Personnel | 7,457 |
| Faculty Personnel | 1,869 |
| Security Personnel | 143 |
| Total Campus Population | 35,423 |



University of Tennessee at Martin - 2010

| GROUP A OFFENSES | Offense | Rate per 1,000 | Cleared | % Cleared |
|---|-----------|----------------|-----------|--------------|
| Homicide Offenses (Total) | 0 | 0.0 | 0 | 0.0 |
| Murder | 0 | 0.0 | 0 | 0.0 |
| Negligent Manslaughter | 0 | 0.0 | 0 | 0.0 |
| Kidnaping/Abduction | 0 | 0.0 | 0 | 0.0 |
| Sex Offenses (Forcible) (Total) | 0 | 0.0 | 0 | 0.0 |
| Forcible Rape | 0 | 0.0 | 0 | 0.0 |
| Forcible Sodomy | 0 | 0.0 | 0 | 0.0 |
| Sexual Assault W/Object | 0 | 0.0 | 0 | 0.0 |
| Forcible Fondling | 0 | 0.0 | 0 | 0.0 |
| Robbery | 0 | 0.0 | 0 | 0.0 |
| Assault Offenses (Total) | 8 | 0.9 | 8 | 100.0 |
| Aggravated Assault | 0 | 0.0 | 0 | 0.0 |
| Simple Assault | 5 | 0.6 | 5 | 100.0 |
| Intimidation | 2 | 0.2 | 2 | 100.0 |
| Stalking | 1 | 0.1 | 1 | 100.0 |
| Arson | 0 | 0.0 | 0 | 0.0 |
| Extortion/Blackmail | 0 | 0.0 | 0 | 0.0 |
| Burglary | 9 | 1.1 | 2 | 22.2 |
| Larceny/Theft Offenses (Total) | 43 | 5.0 | 8 | 18.6 |
| Theft - Pocket-picking | 0 | 0.0 | 0 | 0.0 |
| Theft - Purse Snatching | 0 | 0.0 | 0 | 0.0 |
| Theft - Shoplifting | 2 | 0.2 | 2 | 100.0 |
| Theft From Building | 14 | 1.6 | 2 | 14.3 |
| Theft From Coin Machine | 2 | 0.2 | 0 | 0.0 |
| Theft From Motor Vehicle | 14 | 1.6 | 1 | 7.1 |
| Theft of Motor Vehicle Parts | 1 | 0.1 | 1 | 100.0 |
| Theft - All Other Larceny | 10 | 1.2 | 2 | 20.0 |
| Motor Vehicle Theft | 1 | 0.1 | 0 | 0.0 |
| Counterfeiting/Forgery | 0 | 0.0 | 0 | 0.0 |
| Fraud Offenses (Total) | 2 | 0.2 | 2 | 100.0 |
| Fraud - False Pretenses | 0 | 0.0 | 0 | 0.0 |
| Fraud - Credit Card/ATM | 2 | 0.2 | 2 | 100.0 |
| Fraud - Impersonation | 0 | 0.0 | 0 | 0.0 |
| Fraud - Welfare | 0 | 0.0 | 0 | 0.0 |
| Fraud - Wire | 0 | 0.0 | 0 | 0.0 |
| Embezzlement | 0 | 0.0 | 0 | 0.0 |
| Stolen Property Offenses | 1 | 0.1 | 1 | 100.0 |
| Destruction/Damage/Vandalism | 11 | 1.3 | 5 | 45.5 |
| Drug/Narcotic Violations (Total) | 15 | 1.8 | 15 | 100.0 |
| Drug/Narcotic Violations | 8 | 0.9 | 8 | 100.0 |
| Drug/Narcotic Equipment Violations | 7 | 0.8 | 7 | 100.0 |

| GROUP A OFFENSES | Offense | Rate per 1,000 | Cleared | % Cleared |
|---|----------|----------------|----------|------------|
| Sex Offenses (Nonforcible) (Total) | 0 | 0.0 | 0 | 0.0 |
| Incest | 0 | 0.0 | 0 | 0.0 |
| Statutory Rape | 0 | 0.0 | 0 | 0.0 |
| Pornography/Obscene Material | 0 | 0.0 | 0 | 0.0 |
| Gambling Offenses (Total) | 0 | 0.0 | 0 | 0.0 |
| Gambling - Betting/Wagering | 0 | 0.0 | 0 | 0.0 |
| Gambling - Operating/Promoting | 0 | 0.0 | 0 | 0.0 |
| Gambling - Equipment Violations | 0 | 0.0 | 0 | 0.0 |
| Gambling - Sports Tampering | 0 | 0.0 | 0 | 0.0 |
| Prostitution Offenses (Total) | 0 | 0.0 | 0 | 0.0 |
| Prostitution | 0 | 0.0 | 0 | 0.0 |
| Prostitution Assisting/Promoting | 0 | 0.0 | 0 | 0.0 |
| Bribery | 0 | 0.0 | 0 | 0.0 |
| Weapon Law Violations | 1 | 0.1 | 0 | 0.0 |

| GROUP B OFFENSES | Offenses | Rate per 1,000 |
|-----------------------|----------|----------------|
| Bad Checks | 0 | 0.0 |
| Curfew/Vagrancy | 0 | 0.0 |
| Disorderly Conduct | 0 | 0.0 |
| DUI | 1 | 0.1 |
| Drunkenness | 4 | 0.5 |
| Family-Non Violent | 0 | 0.0 |
| Liquor Law Violations | 26 | 3.0 |
| Peeping Tom | 0 | 0.0 |
| Runaway | 0 | 0.0 |
| Trespass | 1 | 0.1 |
| All Other Offenses | 1 | 0.1 |

| 2010 Fall Term Campus Population | |
|----------------------------------|--------------|
| Undergraduate Enrollment | 7,318 |
| Graduate Enrollment | 378 |
| Staff Personnel | 516 |
| Faculty Personnel | 302 |
| Security Personnel | 16 |
| Total Campus Population | 8,530 |



University of Tennessee Health Sciences Center - 2010

| GROUP A OFFENSES | Offense | Rate per 1,000 | Cleared | % Cleared |
|---|-----------|----------------|----------|--------------|
| Homicide Offenses (Total) | 0 | 0.0 | 0 | 0.0 |
| Murder | 0 | 0.0 | 0 | 0.0 |
| Negligent Manslaughter | 0 | 0.0 | 0 | 0.0 |
| Kidnaping/Abduction | 0 | 0.0 | 0 | 0.0 |
| Sex Offenses (Forcible) (Total) | 0 | 0.0 | 0 | 0.0 |
| Forcible Rape | 0 | 0.0 | 0 | 0.0 |
| Forcible Sodomy | 0 | 0.0 | 0 | 0.0 |
| Sexual Assault W/Object | 0 | 0.0 | 0 | 0.0 |
| Forcible Fondling | 0 | 0.0 | 0 | 0.0 |
| Robbery | 1 | 0.2 | 0 | 0.0 |
| Assault Offenses (Total) | 5 | 0.8 | 0 | 0.0 |
| Aggravated Assault | 0 | 0.0 | 0 | 0.0 |
| Simple Assault | 4 | 0.6 | 0 | 0.0 |
| Intimidation | 1 | 0.2 | 0 | 0.0 |
| Stalking | 0 | 0.0 | 0 | 0.0 |
| Arson | 0 | 0.0 | 0 | 0.0 |
| Extortion/Blackmail | 0 | 0.0 | 0 | 0.0 |
| Burglary | 9 | 1.4 | 0 | 0.0 |
| Larceny/Theft Offenses (Total) | 65 | 9.9 | 5 | 7.7 |
| Theft - Pocket-picking | 0 | 0.0 | 0 | 0.0 |
| Theft - Purse Snatching | 0 | 0.0 | 0 | 0.0 |
| Theft - Shoplifting | 1 | 0.2 | 0 | 0.0 |
| Theft From Building | 25 | 3.8 | 3 | 12.0 |
| Theft From Coin Machine | 2 | 0.3 | 0 | 0.0 |
| Theft From Motor Vehicle | 21 | 3.2 | 2 | 9.5 |
| Theft of Motor Vehicle Parts | 14 | 2.1 | 0 | 0.0 |
| Theft - All Other Larceny | 2 | 0.3 | 0 | 0.0 |
| Motor Vehicle Theft | 4 | 0.6 | 0 | 0.0 |
| Counterfeiting/Forgery | 0 | 0.0 | 0 | 0.0 |
| Fraud Offenses (Total) | 1 | 0.2 | 1 | 100.0 |
| Fraud - False Pretenses | 0 | 0.0 | 0 | 0.0 |
| Fraud - Credit Card/ATM | 0 | 0.0 | 0 | 0.0 |
| Fraud - Impersonation | 1 | 0.2 | 1 | 100.0 |
| Fraud - Welfare | 0 | 0.0 | 0 | 0.0 |
| Fraud - Wire | 0 | 0.0 | 0 | 0.0 |
| Embezzlement | 0 | 0.0 | 0 | 0.0 |
| Stolen Property Offenses | 0 | 0.0 | 0 | 0.0 |
| Destruction/Damage/Vandalism | 3 | 0.5 | 0 | 0.0 |
| Drug/Narcotic Violations (Total) | 3 | 0.5 | 3 | 100.0 |
| Drug/Narcotic Violations | 1 | 0.2 | 1 | 100.0 |
| Drug/Narcotic Equipment Violations | 2 | 0.3 | 2 | 100.0 |

| GROUP A OFFENSES | Offense | Rate per 1,000 | Cleared | % Cleared |
|---|----------|----------------|----------|------------|
| Sex Offenses (Nonforcible) (Total) | 0 | 0.0 | 0 | 0.0 |
| Incest | 0 | 0.0 | 0 | 0.0 |
| Statutory Rape | 0 | 0.0 | 0 | 0.0 |
| Pornography/Obscene Material | 0 | 0.0 | 0 | 0.0 |
| Gambling Offenses (Total) | 0 | 0.0 | 0 | 0.0 |
| Gambling - Betting/Wagering | 0 | 0.0 | 0 | 0.0 |
| Gambling - Operating/Promoting | 0 | 0.0 | 0 | 0.0 |
| Gambling - Equipment Violations | 0 | 0.0 | 0 | 0.0 |
| Gambling - Sports Tampering | 0 | 0.0 | 0 | 0.0 |
| Prostitution Offenses (Total) | 0 | 0.0 | 0 | 0.0 |
| Prostitution | 0 | 0.0 | 0 | 0.0 |
| Prostitution Assisting/Promoting | 0 | 0.0 | 0 | 0.0 |
| Bribery | 0 | 0.0 | 0 | 0.0 |
| Weapon Law Violations | 0 | 0.0 | 0 | 0.0 |

| GROUP B OFFENSES | Offenses | Rate per 1,000 |
|-----------------------|----------|----------------|
| Bad Checks | 0 | 0.0 |
| Curfew/Vagrancy | 0 | 0.0 |
| Disorderly Conduct | 3 | 0.5 |
| DUI | 0 | 0.0 |
| Drunkenness | 0 | 0.0 |
| Family-Non Violent | 0 | 0.0 |
| Liquor Law Violations | 0 | 0.0 |
| Peeping Tom | 0 | 0.0 |
| Runaway | 0 | 0.0 |
| Trespass | 3 | 0.5 |
| All Other Offenses | 0 | 0.0 |

| 2010 Fall Term Campus Population | |
|----------------------------------|--------------|
| Undergraduate Enrollment | 83 |
| Graduate Enrollment | 2,285 |
| Staff Personnel | 2,653 |
| Faculty Personnel | 1,493 |
| Security Personnel | 51 |
| Total Campus Population | 6,565 |



University of Tennessee Space Institute - 2010

| GROUP A OFFENSES | Offense | Rate per 1,000 | Cleared | % Cleared |
|---|----------|----------------|----------|------------|
| Homicide Offenses (Total) | 0 | 0.0 | 0 | 0.0 |
| Murder | 0 | 0.0 | 0 | 0.0 |
| Negligent Manslaughter | 0 | 0.0 | 0 | 0.0 |
| Kidnaping/Abduction | 0 | 0.0 | 0 | 0.0 |
| Sex Offenses (Forcible) (Total) | 0 | 0.0 | 0 | 0.0 |
| Forcible Rape | 0 | 0.0 | 0 | 0.0 |
| Forcible Sodomy | 0 | 0.0 | 0 | 0.0 |
| Sexual Assault W/Object | 0 | 0.0 | 0 | 0.0 |
| Forcible Fondling | 0 | 0.0 | 0 | 0.0 |
| Robbery | 0 | 0.0 | 0 | 0.0 |
| Assault Offenses (Total) | 0 | 0.0 | 0 | 0.0 |
| Aggravated Assault | 0 | 0.0 | 0 | 0.0 |
| Simple Assault | 0 | 0.0 | 0 | 0.0 |
| Intimidation | 0 | 0.0 | 0 | 0.0 |
| Stalking | 0 | 0.0 | 0 | 0.0 |
| Arson | 0 | 0.0 | 0 | 0.0 |
| Extortion/Blackmail | 0 | 0.0 | 0 | 0.0 |
| Burglary | 1 | 3.7 | 0 | 0.0 |
| Larceny/Theft Offenses (Total) | 0 | 0.0 | 0 | 0.0 |
| Theft - Pocket-picking | 0 | 0.0 | 0 | 0.0 |
| Theft - Purse Snatching | 0 | 0.0 | 0 | 0.0 |
| Theft - Shoplifting | 0 | 0.0 | 0 | 0.0 |
| Theft From Building | 0 | 0.0 | 0 | 0.0 |
| Theft From Coin Machine | 0 | 0.0 | 0 | 0.0 |
| Theft From Motor Vehicle | 0 | 0.0 | 0 | 0.0 |
| Theft of Motor Vehicle Parts | 0 | 0.0 | 0 | 0.0 |
| Theft - All Other Larceny | 0 | 0.0 | 0 | 0.0 |
| Motor Vehicle Theft | 0 | 0.0 | 0 | 0.0 |
| Counterfeiting/Forgery | 0 | 0.0 | 0 | 0.0 |
| Fraud Offenses (Total) | 0 | 0.0 | 0 | 0.0 |
| Fraud - False Pretenses | 0 | 0.0 | 0 | 0.0 |
| Fraud - Credit Card/ATM | 0 | 0.0 | 0 | 0.0 |
| Fraud - Impersonation | 0 | 0.0 | 0 | 0.0 |
| Fraud - Welfare | 0 | 0.0 | 0 | 0.0 |
| Fraud - Wire | 0 | 0.0 | 0 | 0.0 |
| Embezzlement | 0 | 0.0 | 0 | 0.0 |
| Stolen Property Offenses | 0 | 0.0 | 0 | 0.0 |
| Destruction/Damage/Vandalism | 0 | 0.0 | 0 | 0.0 |
| Drug/Narcotic Violations (Total) | 0 | 0.0 | 0 | 0.0 |
| Drug/Narcotic Violations | 0 | 0.0 | 0 | 0.0 |
| Drug/Narcotic Equipment Violations | 0 | 0.0 | 0 | 0.0 |

| GROUP A OFFENSES | Offense | Rate per 1,000 | Cleared | % Cleared |
|---|----------|----------------|----------|------------|
| Sex Offenses (Nonforcible) (Total) | 0 | 0.0 | 0 | 0.0 |
| Incest | 0 | 0.0 | 0 | 0.0 |
| Statutory Rape | 0 | 0.0 | 0 | 0.0 |
| Pornography/Obscene Material | 0 | 0.0 | 0 | 0.0 |
| Gambling Offenses (Total) | 0 | 0.0 | 0 | 0.0 |
| Gambling - Betting/Wagering | 0 | 0.0 | 0 | 0.0 |
| Gambling - Operating/Promoting | 0 | 0.0 | 0 | 0.0 |
| Gambling - Equipment Violations | 0 | 0.0 | 0 | 0.0 |
| Gambling - Sports Tampering | 0 | 0.0 | 0 | 0.0 |
| Prostitution Offenses (Total) | 0 | 0.0 | 0 | 0.0 |
| Prostitution | 0 | 0.0 | 0 | 0.0 |
| Prostitution Assisting/Promoting | 0 | 0.0 | 0 | 0.0 |
| Bribery | 0 | 0.0 | 0 | 0.0 |
| Weapon Law Violations | 0 | 0.0 | 0 | 0.0 |

| GROUP B OFFENSES | Offenses | Rate per 1,000 |
|-----------------------|----------|----------------|
| Bad Checks | 0 | 0.0 |
| Curfew/Vagrancy | 0 | 0.0 |
| Disorderly Conduct | 0 | 0.0 |
| DUI | 0 | 0.0 |
| Drunkenness | 0 | 0.0 |
| Family-Non Violent | 0 | 0.0 |
| Liquor Law Violations | 0 | 0.0 |
| Peeping Tom | 0 | 0.0 |
| Runaway | 0 | 0.0 |
| Trespass | 0 | 0.0 |
| All Other Offenses | 0 | 0.0 |

| 2010 Fall Term Campus Population | |
|----------------------------------|------------|
| Undergraduate Enrollment | 0 |
| Graduate Enrollment | 121 |
| Staff Personnel | 79 |
| Faculty Personnel | 67 |
| Security Personnel | 0 |
| Total Campus Population | 267 |



Vanderbilt University - 2010

| GROUP A OFFENSES | Offense | Rate per 1,000 | Cleared | % Cleared |
|---|------------|----------------|------------|--------------|
| Homicide Offenses (Total) | 0 | 0.0 | 0 | 0.0 |
| Murder | 0 | 0.0 | 0 | 0.0 |
| Negligent Manslaughter | 0 | 0.0 | 0 | 0.0 |
| Kidnaping/Abduction | 1 | 0.0 | 0 | 0.0 |
| Sex Offenses (Forcible) (Total) | 9 | 0.3 | 2 | 22.2 |
| Forcible Rape | 0 | 0.0 | 0 | 0.0 |
| Forcible Sodomy | 0 | 0.0 | 0 | 0.0 |
| Sexual Assault W/Object | 1 | 0.0 | 0 | 0.0 |
| Forcible Fondling | 8 | 0.2 | 2 | 25.0 |
| Robbery | 1 | 0.0 | 0 | 0.0 |
| Assault Offenses (Total) | 123 | 3.4 | 59 | 48.0 |
| Aggravated Assault | 8 | 0.2 | 4 | 50.0 |
| Simple Assault | 76 | 2.1 | 42 | 55.3 |
| Intimidation | 38 | 1.1 | 13 | 34.2 |
| Stalking | 1 | 0.0 | 0 | 0.0 |
| Arson | 1 | 0.0 | 0 | 0.0 |
| Extortion/Blackmail | 0 | 0.0 | 0 | 0.0 |
| Burglary | 35 | 1.0 | 0 | 0.0 |
| Larceny/Theft Offenses (Total) | 532 | 14.8 | 110 | 20.7 |
| Theft - Pocket-picking | 0 | 0.0 | 0 | 0.0 |
| Theft - Purse Snatching | 1 | 0.0 | 0 | 0.0 |
| Theft - Shoplifting | 107 | 3.0 | 83 | 77.6 |
| Theft From Building | 241 | 6.7 | 17 | 7.1 |
| Theft From Coin Machine | 2 | 0.1 | 0 | 0.0 |
| Theft From Motor Vehicle | 62 | 1.7 | 3 | 4.8 |
| Theft of Motor Vehicle Parts | 41 | 1.1 | 1 | 2.4 |
| Theft - All Other Larceny | 78 | 2.2 | 6 | 7.7 |
| Motor Vehicle Theft | 2 | 0.1 | 0 | 0.0 |
| Counterfeiting/Forgery | 9 | 0.3 | 5 | 55.6 |
| Fraud Offenses (Total) | 23 | 0.6 | 10 | 43.5 |
| Fraud - False Pretenses | 10 | 0.3 | 2 | 20.0 |
| Fraud - Credit Card/ATM | 3 | 0.1 | 0 | 0.0 |
| Fraud - Impersonation | 9 | 0.3 | 8 | 88.9 |
| Fraud - Welfare | 0 | 0.0 | 0 | 0.0 |
| Fraud - Wire | 1 | 0.0 | 0 | 0.0 |
| Embezzlement | 11 | 0.3 | 5 | 45.5 |
| Stolen Property Offenses | 3 | 0.1 | 3 | 100.0 |
| Destruction/Damage/Vandalism | 80 | 2.2 | 6 | 7.5 |
| Drug/Narcotic Violations (Total) | 115 | 3.2 | 79 | 68.7 |
| Drug/Narcotic Violations | 75 | 2.1 | 50 | 66.7 |
| Drug/Narcotic Equipment Violations | 40 | 1.1 | 29 | 72.5 |

| GROUP A OFFENSES | Offense | Rate per 1,000 | Cleared | % Cleared |
|---|----------|----------------|----------|-------------|
| Sex Offenses (Nonforcible) (Total) | 0 | 0.0 | 0 | 0.0 |
| Incest | 0 | 0.0 | 0 | 0.0 |
| Statutory Rape | 0 | 0.0 | 0 | 0.0 |
| Pornography/Obscene Material | 0 | 0.0 | 0 | 0.0 |
| Gambling Offenses (Total) | 0 | 0.0 | 0 | 0.0 |
| Gambling - Betting/Wagering | 0 | 0.0 | 0 | 0.0 |
| Gambling - Operating/Promoting | 0 | 0.0 | 0 | 0.0 |
| Gambling - Equipment Violations | 0 | 0.0 | 0 | 0.0 |
| Gambling - Sports Tampering | 0 | 0.0 | 0 | 0.0 |
| Prostitution Offenses (Total) | 0 | 0.0 | 0 | 0.0 |
| Prostitution | 0 | 0.0 | 0 | 0.0 |
| Prostitution Assisting/Promoting | 0 | 0.0 | 0 | 0.0 |
| Bribery | 0 | 0.0 | 0 | 0.0 |
| Weapon Law Violations | 8 | 0.2 | 5 | 62.5 |

| GROUP B OFFENSES | Offenses | Rate per 1,000 |
|-----------------------|----------|----------------|
| Bad Checks | 0 | 0.0 |
| Curfew/Vagrancy | 0 | 0.0 |
| Disorderly Conduct | 13 | 0.4 |
| DUI | 19 | 0.5 |
| Drunkenness | 111 | 3.1 |
| Family-Non Violent | 0 | 0.0 |
| Liquor Law Violations | 177 | 4.9 |
| Peeping Tom | 0 | 0.0 |
| Runaway | 0 | 0.0 |
| Trespass | 43 | 1.2 |
| All Other Offenses | 5 | 0.1 |

| 2010 Fall Term Campus Population | |
|----------------------------------|---------------|
| Undergraduate Enrollment | 6,863 |
| Graduate Enrollment | 5,579 |
| Staff Personnel | 19,836 |
| Faculty Personnel | 3,526 |
| Security Personnel | 145 |
| Total Campus Population | 35,949 |



Victory University - 2010

| GROUP A OFFENSES | Offense | Rate per 1,000 | Cleared | % Cleared |
|---|----------|----------------|----------|------------|
| Homicide Offenses (Total) | 0 | 0.0 | 0 | 0.0 |
| Murder | 0 | 0.0 | 0 | 0.0 |
| Negligent Manslaughter | 0 | 0.0 | 0 | 0.0 |
| Kidnaping/Abduction | 0 | 0.0 | 0 | 0.0 |
| Sex Offenses (Forcible) (Total) | 0 | 0.0 | 0 | 0.0 |
| Forcible Rape | 0 | 0.0 | 0 | 0.0 |
| Forcible Sodomy | 0 | 0.0 | 0 | 0.0 |
| Sexual Assault W/Object | 0 | 0.0 | 0 | 0.0 |
| Forcible Fondling | 0 | 0.0 | 0 | 0.0 |
| Robbery | 0 | 0.0 | 0 | 0.0 |
| Assault Offenses (Total) | 0 | 0.0 | 0 | 0.0 |
| Aggravated Assault | 0 | 0.0 | 0 | 0.0 |
| Simple Assault | 0 | 0.0 | 0 | 0.0 |
| Intimidation | 0 | 0.0 | 0 | 0.0 |
| Stalking | 0 | 0.0 | 0 | 0.0 |
| Arson | 0 | 0.0 | 0 | 0.0 |
| Extortion/Blackmail | 0 | 0.0 | 0 | 0.0 |
| Burglary | 0 | 0.0 | 0 | 0.0 |
| Larceny/Theft Offenses (Total) | 5 | 6.7 | 0 | 0.0 |
| Theft - Pocket-picking | 0 | 0.0 | 0 | 0.0 |
| Theft - Purse Snatching | 0 | 0.0 | 0 | 0.0 |
| Theft - Shoplifting | 0 | 0.0 | 0 | 0.0 |
| Theft From Building | 4 | 5.3 | 0 | 0.0 |
| Theft From Coin Machine | 1 | 1.3 | 0 | 0.0 |
| Theft From Motor Vehicle | 0 | 0.0 | 0 | 0.0 |
| Theft of Motor Vehicle Parts | 0 | 0.0 | 0 | 0.0 |
| Theft - All Other Larceny | 0 | 0.0 | 0 | 0.0 |
| Motor Vehicle Theft | 0 | 0.0 | 0 | 0.0 |
| Counterfeiting/Forgery | 0 | 0.0 | 0 | 0.0 |
| Fraud Offenses (Total) | 0 | 0.0 | 0 | 0.0 |
| Fraud - False Pretenses | 0 | 0.0 | 0 | 0.0 |
| Fraud - Credit Card/ATM | 0 | 0.0 | 0 | 0.0 |
| Fraud - Impersonation | 0 | 0.0 | 0 | 0.0 |
| Fraud - Welfare | 0 | 0.0 | 0 | 0.0 |
| Fraud - Wire | 0 | 0.0 | 0 | 0.0 |
| Embezzlement | 0 | 0.0 | 0 | 0.0 |
| Stolen Property Offenses | 0 | 0.0 | 0 | 0.0 |
| Destruction/Damage/Vandalism | 0 | 0.0 | 0 | 0.0 |
| Drug/Narcotic Violations (Total) | 0 | 0.0 | 0 | 0.0 |
| Drug/Narcotic Violations | 0 | 0.0 | 0 | 0.0 |
| Drug/Narcotic Equipment Violations | 0 | 0.0 | 0 | 0.0 |

| GROUP A OFFENSES | Offense | Rate per 1,000 | Cleared | % Cleared |
|---|----------|----------------|----------|------------|
| Sex Offenses (Nonforcible) (Total) | 0 | 0.0 | 0 | 0.0 |
| Incest | 0 | 0.0 | 0 | 0.0 |
| Statutory Rape | 0 | 0.0 | 0 | 0.0 |
| Pornography/Obscene Material | 0 | 0.0 | 0 | 0.0 |
| Gambling Offenses (Total) | 0 | 0.0 | 0 | 0.0 |
| Gambling - Betting/Wagering | 0 | 0.0 | 0 | 0.0 |
| Gambling - Operating/Promoting | 0 | 0.0 | 0 | 0.0 |
| Gambling - Equipment Violations | 0 | 0.0 | 0 | 0.0 |
| Gambling - Sports Tampering | 0 | 0.0 | 0 | 0.0 |
| Prostitution Offenses (Total) | 0 | 0.0 | 0 | 0.0 |
| Prostitution | 0 | 0.0 | 0 | 0.0 |
| Prostitution Assisting/Promoting | 0 | 0.0 | 0 | 0.0 |
| Bribery | 0 | 0.0 | 0 | 0.0 |
| Weapon Law Violations | 0 | 0.0 | 0 | 0.0 |

| GROUP B OFFENSES | Offenses | Rate per 1,000 |
|-----------------------|----------|----------------|
| Bad Checks | 0 | 0.0 |
| Curfew/Vagrancy | 0 | 0.0 |
| Disorderly Conduct | 0 | 0.0 |
| DUI | 0 | 0.0 |
| Drunkenness | 0 | 0.0 |
| Family-Non Violent | 0 | 0.0 |
| Liquor Law Violations | 0 | 0.0 |
| Peeping Tom | 0 | 0.0 |
| Runaway | 0 | 0.0 |
| Trespass | 0 | 0.0 |
| All Other Offenses | 0 | 0.0 |

| 2010 Fall Term Campus Population | |
|----------------------------------|------------|
| Undergraduate Enrollment | 653 |
| Graduate Enrollment | 0 |
| Staff Personnel | 63 |
| Faculty Personnel | 35 |
| Security Personnel | 0 |
| Total Campus Population | 751 |



Volunteer State Community College - 2010

| GROUP A OFFENSES | Offense | Rate per 1,000 | Cleared | % Cleared |
|---|-----------|----------------|----------|------------|
| Homicide Offenses (Total) | 0 | 0.0 | 0 | 0.0 |
| Murder | 0 | 0.0 | 0 | 0.0 |
| Negligent Manslaughter | 0 | 0.0 | 0 | 0.0 |
| Kidnaping/Abduction | 0 | 0.0 | 0 | 0.0 |
| Sex Offenses (Forcible) (Total) | 0 | 0.0 | 0 | 0.0 |
| Forcible Rape | 0 | 0.0 | 0 | 0.0 |
| Forcible Sodomy | 0 | 0.0 | 0 | 0.0 |
| Sexual Assault W/Object | 0 | 0.0 | 0 | 0.0 |
| Forcible Fondling | 0 | 0.0 | 0 | 0.0 |
| Robbery | 0 | 0.0 | 0 | 0.0 |
| Assault Offenses (Total) | 3 | 0.5 | 0 | 0.0 |
| Aggravated Assault | 0 | 0.0 | 0 | 0.0 |
| Simple Assault | 0 | 0.0 | 0 | 0.0 |
| Intimidation | 3 | 0.5 | 0 | 0.0 |
| Stalking | 0 | 0.0 | 0 | 0.0 |
| Arson | 0 | 0.0 | 0 | 0.0 |
| Extortion/Blackmail | 0 | 0.0 | 0 | 0.0 |
| Burglary | 0 | 0.0 | 0 | 0.0 |
| Larceny/Theft Offenses (Total) | 40 | 6.1 | 0 | 0.0 |
| Theft - Pocket-picking | 0 | 0.0 | 0 | 0.0 |
| Theft - Purse Snatching | 0 | 0.0 | 0 | 0.0 |
| Theft - Shoplifting | 0 | 0.0 | 0 | 0.0 |
| Theft From Building | 17 | 2.6 | 0 | 0.0 |
| Theft From Coin Machine | 0 | 0.0 | 0 | 0.0 |
| Theft From Motor Vehicle | 21 | 3.2 | 0 | 0.0 |
| Theft of Motor Vehicle Parts | 1 | 0.2 | 0 | 0.0 |
| Theft - All Other Larceny | 1 | 0.2 | 0 | 0.0 |
| Motor Vehicle Theft | 0 | 0.0 | 0 | 0.0 |
| Counterfeiting/Forgery | 0 | 0.0 | 0 | 0.0 |
| Fraud Offenses (Total) | 0 | 0.0 | 0 | 0.0 |
| Fraud - False Pretenses | 0 | 0.0 | 0 | 0.0 |
| Fraud - Credit Card/ATM | 0 | 0.0 | 0 | 0.0 |
| Fraud - Impersonation | 0 | 0.0 | 0 | 0.0 |
| Fraud - Welfare | 0 | 0.0 | 0 | 0.0 |
| Fraud - Wire | 0 | 0.0 | 0 | 0.0 |
| Embezzlement | 0 | 0.0 | 0 | 0.0 |
| Stolen Property Offenses | 0 | 0.0 | 0 | 0.0 |
| Destruction/Damage/Vandalism | 7 | 1.1 | 0 | 0.0 |
| Drug/Narcotic Violations (Total) | 0 | 0.0 | 0 | 0.0 |
| Drug/Narcotic Violations | 0 | 0.0 | 0 | 0.0 |
| Drug/Narcotic Equipment Violations | 0 | 0.0 | 0 | 0.0 |

| GROUP A OFFENSES | Offense | Rate per 1,000 | Cleared | % Cleared |
|---|----------|----------------|----------|------------|
| Sex Offenses (Nonforcible) (Total) | 0 | 0.0 | 0 | 0.0 |
| Incest | 0 | 0.0 | 0 | 0.0 |
| Statutory Rape | 0 | 0.0 | 0 | 0.0 |
| Pornography/Obscene Material | 0 | 0.0 | 0 | 0.0 |
| Gambling Offenses (Total) | 0 | 0.0 | 0 | 0.0 |
| Gambling - Betting/Wagering | 0 | 0.0 | 0 | 0.0 |
| Gambling - Operating/Promoting | 0 | 0.0 | 0 | 0.0 |
| Gambling - Equipment Violations | 0 | 0.0 | 0 | 0.0 |
| Gambling - Sports Tampering | 0 | 0.0 | 0 | 0.0 |
| Prostitution Offenses (Total) | 0 | 0.0 | 0 | 0.0 |
| Prostitution | 0 | 0.0 | 0 | 0.0 |
| Prostitution Assisting/Promoting | 0 | 0.0 | 0 | 0.0 |
| Bribery | 0 | 0.0 | 0 | 0.0 |
| Weapon Law Violations | 0 | 0.0 | 0 | 0.0 |

| GROUP B OFFENSES | Offenses | Rate per 1,000 |
|-----------------------|----------|----------------|
| Bad Checks | 0 | 0.0 |
| Curfew/Vagrancy | 0 | 0.0 |
| Disorderly Conduct | 0 | 0.0 |
| DUI | 0 | 0.0 |
| Drunkenness | 0 | 0.0 |
| Family-Non Violent | 0 | 0.0 |
| Liquor Law Violations | 0 | 0.0 |
| Peeping Tom | 0 | 0.0 |
| Runaway | 0 | 0.0 |
| Trespass | 0 | 0.0 |
| All Other Offenses | 0 | 0.0 |

| 2010 Fall Term Campus Population | |
|----------------------------------|--------------|
| Undergraduate Enrollment | 5,758 |
| Graduate Enrollment | 0 |
| Staff Personnel | 348 |
| Faculty Personnel | 389 |
| Security Personnel | 11 |
| Total Campus Population | 6,506 |



Walters State Community College - 2010

| GROUP A OFFENSES | Offense | Rate per 1,000 | Cleared | % Cleared |
|---|-----------|----------------|----------|-------------|
| Homicide Offenses (Total) | 0 | 0.0 | 0 | 0.0 |
| Murder | 0 | 0.0 | 0 | 0.0 |
| Negligent Manslaughter | 0 | 0.0 | 0 | 0.0 |
| Kidnaping/Abduction | 0 | 0.0 | 0 | 0.0 |
| Sex Offenses (Forcible) (Total) | 0 | 0.0 | 0 | 0.0 |
| Forcible Rape | 0 | 0.0 | 0 | 0.0 |
| Forcible Sodomy | 0 | 0.0 | 0 | 0.0 |
| Sexual Assault W/Object | 0 | 0.0 | 0 | 0.0 |
| Forcible Fondling | 0 | 0.0 | 0 | 0.0 |
| Robbery | 0 | 0.0 | 0 | 0.0 |
| Assault Offenses (Total) | 2 | 0.3 | 0 | 0.0 |
| Aggravated Assault | 0 | 0.0 | 0 | 0.0 |
| Simple Assault | 1 | 0.2 | 0 | 0.0 |
| Intimidation | 1 | 0.2 | 0 | 0.0 |
| Stalking | 0 | 0.0 | 0 | 0.0 |
| Arson | 0 | 0.0 | 0 | 0.0 |
| Extortion/Blackmail | 0 | 0.0 | 0 | 0.0 |
| Burglary | 0 | 0.0 | 0 | 0.0 |
| Larceny/Theft Offenses (Total) | 11 | 1.7 | 1 | 9.1 |
| Theft - Pocket-picking | 0 | 0.0 | 0 | 0.0 |
| Theft - Purse Snatching | 0 | 0.0 | 0 | 0.0 |
| Theft - Shoplifting | 0 | 0.0 | 0 | 0.0 |
| Theft From Building | 6 | 0.9 | 1 | 16.7 |
| Theft From Coin Machine | 0 | 0.0 | 0 | 0.0 |
| Theft From Motor Vehicle | 3 | 0.5 | 0 | 0.0 |
| Theft of Motor Vehicle Parts | 2 | 0.3 | 0 | 0.0 |
| Theft - All Other Larceny | 0 | 0.0 | 0 | 0.0 |
| Motor Vehicle Theft | 0 | 0.0 | 0 | 0.0 |
| Counterfeiting/Forgery | 0 | 0.0 | 0 | 0.0 |
| Fraud Offenses (Total) | 2 | 0.3 | 1 | 50.0 |
| Fraud - False Pretenses | 0 | 0.0 | 0 | 0.0 |
| Fraud - Credit Card/ATM | 0 | 0.0 | 0 | 0.0 |
| Fraud - Impersonation | 2 | 0.3 | 1 | 50.0 |
| Fraud - Welfare | 0 | 0.0 | 0 | 0.0 |
| Fraud - Wire | 0 | 0.0 | 0 | 0.0 |
| Embezzlement | 0 | 0.0 | 0 | 0.0 |
| Stolen Property Offenses | 0 | 0.0 | 0 | 0.0 |
| Destruction/Damage/Vandalism | 0 | 0.0 | 0 | 0.0 |
| Drug/Narcotic Violations (Total) | 2 | 0.3 | 0 | 0.0 |
| Drug/Narcotic Violations | 2 | 0.3 | 0 | 0.0 |
| Drug/Narcotic Equipment Violations | 0 | 0.0 | 0 | 0.0 |


| GROUP A OFFENSES | Offense | Rate per 1,000 | Cleared | % Cleared |
|---|----------|----------------|----------|--------------|
| Sex Offenses (Nonforcible) (Total) | 0 | 0.0 | 0 | 0.0 |
| Incest | 0 | 0.0 | 0 | 0.0 |
| Statutory Rape | 0 | 0.0 | 0 | 0.0 |
| Pornography/Obscene Material | 1 | 0.2 | 0 | 0.0 |
| Gambling Offenses (Total) | 0 | 0.0 | 0 | 0.0 |
| Gambling - Betting/Wagering | 0 | 0.0 | 0 | 0.0 |
| Gambling - Operating/Promoting | 0 | 0.0 | 0 | 0.0 |
| Gambling - Equipment Violations | 0 | 0.0 | 0 | 0.0 |
| Gambling - Sports Tampering | 0 | 0.0 | 0 | 0.0 |
| Prostitution Offenses (Total) | 0 | 0.0 | 0 | 0.0 |
| Prostitution | 0 | 0.0 | 0 | 0.0 |
| Prostitution Assisting/Promoting | 0 | 0.0 | 0 | 0.0 |
| Bribery | 0 | 0.0 | 0 | 0.0 |
| Weapon Law Violations | 2 | 0.3 | 2 | 100.0 |

| GROUP B OFFENSES | Offenses | Rate per 1,000 |
|-----------------------|----------|----------------|
| Bad Checks | 0 | 0.0 |
| Curfew/Vagrancy | 0 | 0.0 |
| Disorderly Conduct | 0 | 0.0 |
| DUI | 0 | 0.0 |
| Drunkenness | 0 | 0.0 |
| Family-Non Violent | 0 | 0.0 |
| Liquor Law Violations | 0 | 0.0 |
| Peeping Tom | 0 | 0.0 |
| Runaway | 0 | 0.0 |
| Trespass | 0 | 0.0 |
| All Other Offenses | 0 | 0.0 |

| 2010 Fall Term Campus Population | |
|----------------------------------|--------------|
| Undergraduate Enrollment | 5,958 |
| Graduate Enrollment | 0 |
| Staff Personnel | 284 |
| Faculty Personnel | 261 |
| Security Personnel | 13 |
| Total Campus Population | 6,516 |



Off-Campus Institutions' Summaries



Austin Peay State University - 2010

| GROUP A OFFENSES | Total # of Incidents | Total # of Clearances |
|-------------------------------------|----------------------|-----------------------|
| Arson | 0 | 0 |
| Assault | 0 | 0 |
| Aggravated Assault | 0 | 0 |
| Simple Assault | 0 | 0 |
| Intimidation | 0 | 0 |
| Stalking | 0 | 0 |
| Bribery | 0 | 0 |
| Burglary | 0 | 0 |
| Counterfeiting/Forgery | 0 | 0 |
| Destruction/Damage/Vandalism | 0 | 0 |
| Drug/Narcotic Offenses | 0 | 0 |
| Drug/Narcotic Violations | 0 | 0 |
| Drug/Narcotic Equipment Violations | 0 | 0 |
| Embezzlement | 0 | 0 |
| Extortion/Blackmail | 0 | 0 |
| Fraud Offenses | 0 | 0 |
| Fraud - False Pretenses | 0 | 0 |
| Fraud - Credit Card/ATM | 0 | 0 |
| Fraud - Impersonation | 0 | 0 |
| Fraud - Welfare | 0 | 0 |
| Fraud - Wire | 0 | 0 |
| Gambling Offenses | 0 | 0 |
| Gambling - Betting/Wagering | 0 | 0 |
| Gambling - Operating/Promoting | 0 | 0 |
| Gambling - Equipment Violations | 0 | 0 |
| Gambling - Sports Tampering | 0 | 0 |
| Homicide Offenses | 0 | 0 |
| Murder | 0 | 0 |
| Negligent Manslaughter | 0 | 0 |
| Motor Vehicle Theft | 0 | 0 |
| Pornography/Obscene Material | 0 | 0 |
| Robbery | 0 | 0 |
| Stolen Property Offenses | 0 | 0 |
| Weapon Law Violations | 0 | 0 |
| Kidnaping/Abduction | 0 | 0 |

| GROUP A OFFENSES | Total # of Incidents | Total # of Clearances |
|-----------------------------------|----------------------|-----------------------|
| Larceny/Theft Offenses | 1 | 0 |
| Theft - Pocket-picking | 0 | 0 |
| Theft - Purse Snatching | 0 | 0 |
| Theft - Shoplifting | 0 | 0 |
| Theft From Building | 0 | 0 |
| Theft From Coin Machine | 0 | 0 |
| Theft From Motor Vehicle | 1 | 0 |
| Theft of Motor Vehicle Parts | 0 | 0 |
| Theft - All Other Larceny | 0 | 0 |
| Prostitution Offenses | 0 | 0 |
| Prostitution | 0 | 0 |
| Prostitution Assisting/Promoting | 0 | 0 |
| Sex Offenses, Forcible | 0 | 0 |
| Forcible Rape | 0 | 0 |
| Forcible Sodomy | 0 | 0 |
| Sexual Assault W/Object | 0 | 0 |
| Forcible Fondling | 0 | 0 |
| Sex Offenses, Non Forcible | 0 | 0 |
| Incest | 0 | 0 |
| Statutory Rape | 0 | 0 |

Reporting Agency: Clarksville Police Department



Belmont University - 2010

| GROUP A OFFENSES | Total # of Incidents | Total # of Clearances |
|-------------------------------------|----------------------|-----------------------|
| Arson | 0 | 0 |
| Assault | 0 | 0 |
| Aggravated Assault | 0 | 0 |
| Simple Assault | 0 | 0 |
| Intimidation | 0 | 0 |
| Stalking | 0 | 0 |
| Bribery | 0 | 0 |
| Burglary | 1 | 0 |
| Counterfeiting/Forgery | 0 | 0 |
| Destruction/Damage/Vandalism | 0 | 0 |
| Drug/Narcotic Offenses | 0 | 0 |
| Drug/Narcotic Violations | 0 | 0 |
| Drug/Narcotic Equipment Violations | 0 | 0 |
| Embezzlement | 0 | 0 |
| Extortion/Blackmail | 0 | 0 |
| Fraud Offenses | 0 | 0 |
| Fraud - False Pretenses | 0 | 0 |
| Fraud - Credit Card/ATM | 0 | 0 |
| Fraud - Impersonation | 0 | 0 |
| Fraud - Welfare | 0 | 0 |
| Fraud - Wire | 0 | 0 |
| Gambling Offenses | 0 | 0 |
| Gambling - Betting/Wagering | 0 | 0 |
| Gambling - Operating/Promoting | 0 | 0 |
| Gambling - Equipment Violations | 0 | 0 |
| Gambling - Sports Tampering | 0 | 0 |
| Homicide Offenses | 0 | 0 |
| Murder | 0 | 0 |
| Negligent Manslaughter | 0 | 0 |
| Motor Vehicle Theft | 0 | 0 |
| Pornography/Obscene Material | 0 | 0 |
| Robbery | 0 | 0 |
| Stolen Property Offenses | 0 | 0 |
| Weapon Law Violations | 0 | 0 |
| Kidnaping/Abduction | 0 | 0 |

| GROUP A OFFENSES | Total # of Incidents | Total # of Clearances |
|-----------------------------------|----------------------|-----------------------|
| Larceny/Theft Offenses | 0 | 0 |
| Theft - Pocket-picking | 0 | 0 |
| Theft - Purse Snatching | 0 | 0 |
| Theft - Shoplifting | 0 | 0 |
| Theft From Building | 0 | 0 |
| Theft From Coin Machine | 0 | 0 |
| Theft From Motor Vehicle | 0 | 0 |
| Theft of Motor Vehicle Parts | 0 | 0 |
| Theft - All Other Larceny | 0 | 0 |
| Prostitution Offenses | 0 | 0 |
| Prostitution | 0 | 0 |
| Prostitution Assisting/Promoting | 0 | 0 |
| Sex Offenses, Forcible | 0 | 0 |
| Forcible Rape | 0 | 0 |
| Forcible Sodomy | 0 | 0 |
| Sexual Assault W/Object | 0 | 0 |
| Forcible Fondling | 0 | 0 |
| Sex Offenses, Non Forcible | 0 | 0 |
| Incest | 0 | 0 |
| Statutory Rape | 0 | 0 |

Reporting Agency: Berry Hill Police Department



Carson Newman College - 2010

| GROUP A OFFENSES | Total # of Incidents | Total # of Clearances |
|-------------------------------------|----------------------|-----------------------|
| Arson | 0 | 0 |
| Assault | 0 | 0 |
| Aggravated Assault | 0 | 0 |
| Simple Assault | 0 | 0 |
| Intimidation | 0 | 0 |
| Stalking | 0 | 0 |
| Bribery | 0 | 0 |
| Burglary | 2 | 0 |
| Counterfeiting/Forgery | 0 | 0 |
| Destruction/Damage/Vandalism | 1 | 0 |
| Drug/Narcotic Offenses | 0 | 0 |
| Drug/Narcotic Violations | 0 | 0 |
| Drug/Narcotic Equipment Violations | 0 | 0 |
| Embezzlement | 0 | 0 |
| Extortion/Blackmail | 0 | 0 |
| Fraud Offenses | 0 | 0 |
| Fraud - False Pretenses | 0 | 0 |
| Fraud - Credit Card/ATM | 0 | 0 |
| Fraud - Impersonation | 0 | 0 |
| Fraud - Welfare | 0 | 0 |
| Fraud - Wire | 0 | 0 |
| Gambling Offenses | 0 | 0 |
| Gambling - Betting/Wagering | 0 | 0 |
| Gambling - Operating/Promoting | 0 | 0 |
| Gambling - Equipment Violations | 0 | 0 |
| Gambling - Sports Tampering | 0 | 0 |
| Homicide Offenses | 0 | 0 |
| Murder | 0 | 0 |
| Negligent Manslaughter | 0 | 0 |
| Motor Vehicle Theft | 0 | 0 |
| Pornography/Obscene Material | 0 | 0 |
| Robbery | 0 | 0 |
| Stolen Property Offenses | 0 | 0 |
| Weapon Law Violations | 0 | 0 |
| Kidnaping/Abduction | 0 | 0 |

| GROUP A OFFENSES | Total # of Incidents | Total # of Clearances |
|-----------------------------------|----------------------|-----------------------|
| Larceny/Theft Offenses | 4 | 0 |
| Theft - Pocket-picking | 0 | 0 |
| Theft - Purse Snatching | 0 | 0 |
| Theft - Shoplifting | 0 | 0 |
| Theft From Building | 1 | 0 |
| Theft From Coin Machine | 0 | 0 |
| Theft From Motor Vehicle | 3 | 0 |
| Theft of Motor Vehicle Parts | 0 | 0 |
| Theft - All Other Larceny | 0 | 0 |
| Prostitution Offenses | 0 | 0 |
| Prostitution | 0 | 0 |
| Prostitution Assisting/Promoting | 0 | 0 |
| Sex Offenses, Forcible | 0 | 0 |
| Forcible Rape | 0 | 0 |
| Forcible Sodomy | 0 | 0 |
| Sexual Assault W/Object | 0 | 0 |
| Forcible Fondling | 0 | 0 |
| Sex Offenses, Non Forcible | 0 | 0 |
| Incest | 0 | 0 |
| Statutory Rape | 0 | 0 |

Reporting Agency: Jefferson City Police Department



Chattanooga State Community College - 2010

| GROUP A OFFENSES | Total # of Incidents | Total # of Clearances |
|-------------------------------------|----------------------|-----------------------|
| Arson | 0 | 0 |
| Assault | 7 | 3 |
| Aggravated Assault | 2 | 1 |
| Simple Assault | 4 | 2 |
| Intimidation | 1 | 0 |
| Stalking | 0 | 0 |
| Bribery | 0 | 0 |
| Burglary | 5 | 1 |
| Counterfeiting/Forgery | 1 | 0 |
| Destruction/Damage/Vandalism | 7 | 1 |
| Drug/Narcotic Offenses | 0 | 0 |
| Drug/Narcotic Violations | 0 | 0 |
| Drug/Narcotic Equipment Violations | 0 | 0 |
| Embezzlement | 0 | 0 |
| Extortion/Blackmail | 0 | 0 |
| Fraud Offenses | 0 | 0 |
| Fraud - False Pretenses | 0 | 0 |
| Fraud - Credit Card/ATM | 0 | 0 |
| Fraud - Impersonation | 0 | 0 |
| Fraud - Welfare | 0 | 0 |
| Fraud - Wire | 0 | 0 |
| Gambling Offenses | 0 | 0 |
| Gambling - Betting/Wagering | 0 | 0 |
| Gambling - Operating/Promoting | 0 | 0 |
| Gambling - Equipment Violations | 0 | 0 |
| Gambling - Sports Tampering | 0 | 0 |
| Homicide Offenses | 0 | 0 |
| Murder | 0 | 0 |
| Negligent Manslaughter | 0 | 0 |
| Motor Vehicle Theft | 0 | 0 |
| Pornography/Obscene Material | 0 | 0 |
| Robbery | 3 | 1 |
| Stolen Property Offenses | 0 | 0 |
| Weapon Law Violations | 0 | 0 |
| Kidnaping/Abduction | 0 | 0 |

| GROUP A OFFENSES | Total # of Incidents | Total # of Clearances |
|-----------------------------------|----------------------|-----------------------|
| Larceny/Theft Offenses | 9 | 1 |
| Theft - Pocket-picking | 0 | 0 |
| Theft - Purse Snatching | 0 | 0 |
| Theft - Shoplifting | 0 | 0 |
| Theft From Building | 3 | 0 |
| Theft From Coin Machine | 0 | 0 |
| Theft From Motor Vehicle | 3 | 1 |
| Theft of Motor Vehicle Parts | 2 | 0 |
| Theft - All Other Larceny | 1 | 0 |
| Prostitution Offenses | 0 | 0 |
| Prostitution | 0 | 0 |
| Prostitution Assisting/Promoting | 0 | 0 |
| Sex Offenses, Forcible | 1 | 0 |
| Forcible Rape | 1 | 0 |
| Forcible Sodomy | 0 | 0 |
| Sexual Assault W/Object | 0 | 0 |
| Forcible Fondling | 0 | 0 |
| Sex Offenses, Non Forcible | 0 | 0 |
| Incest | 0 | 0 |
| Statutory Rape | 0 | 0 |

Reporting Agency: Hamilton County Sheriff's Department
 Chattanooga Police Department
 Red Bank Police Department



Christian Brothers University - 2010

| GROUP A OFFENSES | Total # of Incidents | Total # of Clearances |
|-------------------------------------|----------------------|-----------------------|
| Arson | 0 | 0 |
| Assault | 23 | 3 |
| Aggravated Assault | 3 | 0 |
| Simple Assault | 11 | 1 |
| Intimidation | 9 | 2 |
| Stalking | 0 | 0 |
| Bribery | 0 | 0 |
| Burglary | 8 | 0 |
| Counterfeiting/Forgery | 1 | 0 |
| Destruction/Damage/Vandalism | 12 | 2 |
| Drug/Narcotic Offenses | 1 | 1 |
| Drug/Narcotic Violations | 1 | 1 |
| Drug/Narcotic Equipment Violations | 0 | 0 |
| Embezzlement | 0 | 0 |
| Extortion/Blackmail | 0 | 0 |
| Fraud Offenses | 1 | 0 |
| Fraud - False Pretenses | 0 | 0 |
| Fraud - Credit Card/ATM | 0 | 0 |
| Fraud - Impersonation | 1 | 0 |
| Fraud - Welfare | 0 | 0 |
| Fraud - Wire | 0 | 0 |
| Gambling Offenses | 0 | 0 |
| Gambling - Betting/Wagering | 0 | 0 |
| Gambling - Operating/Promoting | 0 | 0 |
| Gambling - Equipment Violations | 0 | 0 |
| Gambling - Sports Tampering | 0 | 0 |
| Homicide Offenses | 0 | 0 |
| Murder | 0 | 0 |
| Negligent Manslaughter | 0 | 0 |
| Motor Vehicle Theft | 3 | 1 |
| Pornography/Obscene Material | 0 | 0 |
| Robbery | 2 | 0 |
| Stolen Property Offenses | 0 | 0 |
| Weapon Law Violations | 0 | 0 |
| Kidnaping/Abduction | 0 | 0 |

| GROUP A OFFENSES | Total # of Incidents | Total # of Clearances |
|-----------------------------------|----------------------|-----------------------|
| Larceny/Theft Offenses | 25 | 2 |
| Theft - Pocket-picking | 1 | 0 |
| Theft - Purse Snatching | 0 | 0 |
| Theft - Shoplifting | 0 | 0 |
| Theft From Building | 1 | 0 |
| Theft From Coin Machine | 0 | 0 |
| Theft From Motor Vehicle | 13 | 1 |
| Theft of Motor Vehicle Parts | 5 | 0 |
| Theft - All Other Larceny | 5 | 1 |
| Prostitution Offenses | 0 | 0 |
| Prostitution | 0 | 0 |
| Prostitution Assisting/Promoting | 0 | 0 |
| Sex Offenses, Forcible | 1 | 0 |
| Forcible Rape | 0 | 0 |
| Forcible Sodomy | 0 | 0 |
| Sexual Assault W/Object | 0 | 0 |
| Forcible Fondling | 1 | 0 |
| Sex Offenses, Non Forcible | 0 | 0 |
| Incest | 0 | 0 |
| Statutory Rape | 0 | 0 |

Reporting Agency: Shelby County Sheriff's Department
 Memphis Police Department



Cleveland State Community College - 2010

| GROUP A OFFENSES | Total # of Incidents | Total # of Clearances |
|-------------------------------------|----------------------|-----------------------|
| Arson | 0 | 0 |
| Assault | 0 | 0 |
| Aggravated Assault | 0 | 0 |
| Simple Assault | 0 | 0 |
| Intimidation | 0 | 0 |
| Stalking | 0 | 0 |
| Bribery | 0 | 0 |
| Burglary | 2 | 0 |
| Counterfeiting/Forgery | 1 | 0 |
| Destruction/Damage/Vandalism | 1 | 0 |
| Drug/Narcotic Offenses | 0 | 0 |
| Drug/Narcotic Violations | 0 | 0 |
| Drug/Narcotic Equipment Violations | 0 | 0 |
| Embezzlement | 0 | 0 |
| Extortion/Blackmail | 0 | 0 |
| Fraud Offenses | 2 | 0 |
| Fraud - False Pretenses | 1 | 0 |
| Fraud - Credit Card/ATM | 1 | 0 |
| Fraud - Impersonation | 0 | 0 |
| Fraud - Welfare | 0 | 0 |
| Fraud - Wire | 0 | 0 |
| Gambling Offenses | 0 | 0 |
| Gambling - Betting/Wagering | 0 | 0 |
| Gambling - Operating/Promoting | 0 | 0 |
| Gambling - Equipment Violations | 0 | 0 |
| Gambling - Sports Tampering | 0 | 0 |
| Homicide Offenses | 0 | 0 |
| Murder | 0 | 0 |
| Negligent Manslaughter | 0 | 0 |
| Motor Vehicle Theft | 0 | 0 |
| Pornography/Obscene Material | 0 | 0 |
| Robbery | 0 | 0 |
| Stolen Property Offenses | 0 | 0 |
| Weapon Law Violations | 0 | 0 |
| Kidnaping/Abduction | 0 | 0 |

| GROUP A OFFENSES | Total # of Incidents | Total # of Clearances |
|-----------------------------------|----------------------|-----------------------|
| Larceny/Theft Offenses | 2 | 0 |
| Theft - Pocket-picking | 0 | 0 |
| Theft - Purse Snatching | 0 | 0 |
| Theft - Shoplifting | 0 | 0 |
| Theft From Building | 1 | 0 |
| Theft From Coin Machine | 0 | 0 |
| Theft From Motor Vehicle | 1 | 0 |
| Theft of Motor Vehicle Parts | 0 | 0 |
| Theft - All Other Larceny | 0 | 0 |
| Prostitution Offenses | 0 | 0 |
| Prostitution | 0 | 0 |
| Prostitution Assisting/Promoting | 0 | 0 |
| Sex Offenses, Forcible | 0 | 0 |
| Forcible Rape | 0 | 0 |
| Forcible Sodomy | 0 | 0 |
| Sexual Assault W/Object | 0 | 0 |
| Forcible Fondling | 0 | 0 |
| Sex Offenses, Non Forcible | 0 | 0 |
| Incest | 0 | 0 |
| Statutory Rape | 0 | 0 |

Reporting Agency: Cleveland Police Department



Dyersburg State Community College - 2010

| GROUP A OFFENSES | Total # of Incidents | Total # of Clearances |
|-------------------------------------|----------------------|-----------------------|
| Arson | 0 | 0 |
| Assault | 0 | 0 |
| Aggravated Assault | 0 | 0 |
| Simple Assault | 0 | 0 |
| Intimidation | 0 | 0 |
| Stalking | 0 | 0 |
| Bribery | 0 | 0 |
| Burglary | 0 | 0 |
| Counterfeiting/Forgery | 0 | 0 |
| Destruction/Damage/Vandalism | 0 | 0 |
| Drug/Narcotic Offenses | 0 | 0 |
| Drug/Narcotic Violations | 0 | 0 |
| Drug/Narcotic Equipment Violations | 0 | 0 |
| Embezzlement | 0 | 0 |
| Extortion/Blackmail | 0 | 0 |
| Fraud Offenses | 0 | 0 |
| Fraud - False Pretenses | 0 | 0 |
| Fraud - Credit Card/ATM | 0 | 0 |
| Fraud - Impersonation | 0 | 0 |
| Fraud - Welfare | 0 | 0 |
| Fraud - Wire | 0 | 0 |
| Gambling Offenses | 0 | 0 |
| Gambling - Betting/Wagering | 0 | 0 |
| Gambling - Operating/Promoting | 0 | 0 |
| Gambling - Equipment Violations | 0 | 0 |
| Gambling - Sports Tampering | 0 | 0 |
| Homicide Offenses | 0 | 0 |
| Murder | 0 | 0 |
| Negligent Manslaughter | 0 | 0 |
| Motor Vehicle Theft | 0 | 0 |
| Pornography/Obscene Material | 0 | 0 |
| Robbery | 0 | 0 |
| Stolen Property Offenses | 0 | 0 |
| Weapon Law Violations | 0 | 0 |
| Kidnaping/Abduction | 0 | 0 |

| GROUP A OFFENSES | Total # of Incidents | Total # of Clearances |
|-----------------------------------|----------------------|-----------------------|
| Larceny/Theft Offenses | 1 | 0 |
| Theft - Pocket-picking | 0 | 0 |
| Theft - Purse Snatching | 0 | 0 |
| Theft - Shoplifting | 0 | 0 |
| Theft From Building | 0 | 0 |
| Theft From Coin Machine | 0 | 0 |
| Theft From Motor Vehicle | 1 | 0 |
| Theft of Motor Vehicle Parts | 0 | 0 |
| Theft - All Other Larceny | 0 | 0 |
| Prostitution Offenses | 0 | 0 |
| Prostitution | 0 | 0 |
| Prostitution Assisting/Promoting | 0 | 0 |
| Sex Offenses, Forcible | 1 | 0 |
| Forcible Rape | 0 | 0 |
| Forcible Sodomy | 0 | 0 |
| Sexual Assault W/Object | 0 | 0 |
| Forcible Fondling | 1 | 0 |
| Sex Offenses, Non Forcible | 0 | 0 |
| Incest | 0 | 0 |
| Statutory Rape | 0 | 0 |

Reporting Agency: Dyersburg Police Department



East Tennessee State University - 2010

| GROUP A OFFENSES | Total # of Incidents | Total # of Clearances |
|-------------------------------------|----------------------|-----------------------|
| Arson | 1 | 0 |
| Assault | 42 | 33 |
| Aggravated Assault | 7 | 5 |
| Simple Assault | 26 | 21 |
| Intimidation | 9 | 7 |
| Stalking | 0 | 0 |
| Bribery | 0 | 0 |
| Burglary | 41 | 11 |
| Counterfeiting/Forgery | 3 | 1 |
| Destruction/Damage/Vandalism | 30 | 10 |
| Drug/Narcotic Offenses | 0 | 0 |
| Drug/Narcotic Violations | 0 | 0 |
| Drug/Narcotic Equipment Violations | 0 | 0 |
| Embezzlement | 0 | 0 |
| Extortion/Blackmail | 0 | 0 |
| Fraud Offenses | 12 | 4 |
| Fraud - False Pretenses | 4 | 3 |
| Fraud - Credit Card/ATM | 8 | 1 |
| Fraud - Impersonation | 0 | 0 |
| Fraud - Welfare | 0 | 0 |
| Fraud - Wire | 0 | 0 |
| Gambling Offenses | 0 | 0 |
| Gambling - Betting/Wagering | 0 | 0 |
| Gambling - Operating/Promoting | 0 | 0 |
| Gambling - Equipment Violations | 0 | 0 |
| Gambling - Sports Tampering | 0 | 0 |
| Homicide Offenses | 0 | 0 |
| Murder | 0 | 0 |
| Negligent Manslaughter | 0 | 0 |
| Motor Vehicle Theft | 3 | 2 |
| Pornography/Obscene Material | 0 | 0 |
| Robbery | 6 | 2 |
| Stolen Property Offenses | 0 | 0 |
| Weapon Law Violations | 0 | 0 |
| Kidnaping/Abduction | 0 | 0 |

| GROUP A OFFENSES | Total # of Incidents | Total # of Clearances |
|-----------------------------------|----------------------|-----------------------|
| Larceny/Theft Offenses | 111 | 20 |
| Theft - Pocket-picking | 0 | 0 |
| Theft - Purse Snatching | 0 | 0 |
| Theft - Shoplifting | 1 | 1 |
| Theft From Building | 21 | 3 |
| Theft From Coin Machine | 0 | 0 |
| Theft From Motor Vehicle | 60 | 12 |
| Theft of Motor Vehicle Parts | 18 | 1 |
| Theft - All Other Larceny | 11 | 3 |
| Prostitution Offenses | 0 | 0 |
| Prostitution | 0 | 0 |
| Prostitution Assisting/Promoting | 0 | 0 |
| Sex Offenses, Forcible | 1 | 0 |
| Forcible Rape | 1 | 0 |
| Forcible Sodomy | 0 | 0 |
| Sexual Assault W/Object | 0 | 0 |
| Forcible Fondling | 0 | 0 |
| Sex Offenses, Non Forcible | 0 | 0 |
| Incest | 0 | 0 |
| Statutory Rape | 0 | 0 |

Reporting Agency: Johnson City Police Department
 Jonesborough Police Department



Freed-Hardeman University - 2010

| GROUP A OFFENSES | Total # of Incidents | Total # of Clearances |
|-------------------------------------|----------------------|-----------------------|
| Arson | 0 | 0 |
| Assault | 0 | 0 |
| Aggravated Assault | 0 | 0 |
| Simple Assault | 0 | 0 |
| Intimidation | 0 | 0 |
| Stalking | 0 | 0 |
| Bribery | 0 | 0 |
| Burglary | 0 | 0 |
| Counterfeiting/Forgery | 0 | 0 |
| Destruction/Damage/Vandalism | 0 | 0 |
| Drug/Narcotic Offenses | 0 | 0 |
| Drug/Narcotic Violations | 0 | 0 |
| Drug/Narcotic Equipment Violations | 0 | 0 |
| Embezzlement | 0 | 0 |
| Extortion/Blackmail | 0 | 0 |
| Fraud Offenses | 0 | 0 |
| Fraud - False Pretenses | 0 | 0 |
| Fraud - Credit Card/ATM | 0 | 0 |
| Fraud - Impersonation | 0 | 0 |
| Fraud - Welfare | 0 | 0 |
| Fraud - Wire | 0 | 0 |
| Gambling Offenses | 0 | 0 |
| Gambling - Betting/Wagering | 0 | 0 |
| Gambling - Operating/Promoting | 0 | 0 |
| Gambling - Equipment Violations | 0 | 0 |
| Gambling - Sports Tampering | 0 | 0 |
| Homicide Offenses | 0 | 0 |
| Murder | 0 | 0 |
| Negligent Manslaughter | 0 | 0 |
| Motor Vehicle Theft | 0 | 0 |
| Pornography/Obscene Material | 0 | 0 |
| Robbery | 0 | 0 |
| Stolen Property Offenses | 0 | 0 |
| Weapon Law Violations | 0 | 0 |
| Kidnaping/Abduction | 0 | 0 |

| GROUP A OFFENSES | Total # of Incidents | Total # of Clearances |
|-----------------------------------|----------------------|-----------------------|
| Larceny/Theft Offenses | 1 | 0 |
| Theft - Pocket-picking | 0 | 0 |
| Theft - Purse Snatching | 0 | 0 |
| Theft - Shoplifting | 0 | 0 |
| Theft From Building | 0 | 0 |
| Theft From Coin Machine | 0 | 0 |
| Theft From Motor Vehicle | 1 | 0 |
| Theft of Motor Vehicle Parts | 0 | 0 |
| Theft - All Other Larceny | 0 | 0 |
| Prostitution Offenses | 0 | 0 |
| Prostitution | 0 | 0 |
| Prostitution Assisting/Promoting | 0 | 0 |
| Sex Offenses, Forcible | 0 | 0 |
| Forcible Rape | 0 | 0 |
| Forcible Sodomy | 0 | 0 |
| Sexual Assault W/Object | 0 | 0 |
| Forcible Fondling | 0 | 0 |
| Sex Offenses, Non Forcible | 0 | 0 |
| Incest | 0 | 0 |
| Statutory Rape | 0 | 0 |

Reporting Agency: Henderson Police Department



Crimes Against College Students as Reported by Local Agencies
Harding University Graduate School of Religion - 2010

| GROUP A OFFENSES | Total # of Incidents | Total # of Clearances |
|-------------------------------------|----------------------|-----------------------|
| Arson | 0 | 0 |
| Assault | 4 | 0 |
| Aggravated Assault | 0 | 0 |
| Simple Assault | 4 | 0 |
| Intimidation | 0 | 0 |
| Stalking | 0 | 0 |
| Bribery | 0 | 0 |
| Burglary | 0 | 0 |
| Counterfeiting/Forgery | 0 | 0 |
| Destruction/Damage/Vandalism | 0 | 0 |
| Drug/Narcotic Offenses | 0 | 0 |
| Drug/Narcotic Violations | 0 | 0 |
| Drug/Narcotic Equipment Violations | 0 | 0 |
| Embezzlement | 0 | 0 |
| Extortion/Blackmail | 0 | 0 |
| Fraud Offenses | 1 | 0 |
| Fraud - False Pretenses | 0 | 0 |
| Fraud - Credit Card/ATM | 1 | 0 |
| Fraud - Impersonation | 0 | 0 |
| Fraud - Welfare | 0 | 0 |
| Fraud - Wire | 0 | 0 |
| Gambling Offenses | 0 | 0 |
| Gambling - Betting/Wagering | 0 | 0 |
| Gambling - Operating/Promoting | 0 | 0 |
| Gambling - Equipment Violations | 0 | 0 |
| Gambling - Sports Tampering | 0 | 0 |
| Homicide Offenses | 0 | 0 |
| Murder | 0 | 0 |
| Negligent Manslaughter | 0 | 0 |
| Motor Vehicle Theft | 0 | 0 |
| Pornography/Obscene Material | 0 | 0 |
| Robbery | 2 | 0 |
| Stolen Property Offenses | 0 | 0 |
| Weapon Law Violations | 0 | 0 |
| Kidnaping/Abduction | 0 | 0 |

| GROUP A OFFENSES | Total # of Incidents | Total # of Clearances |
|-----------------------------------|----------------------|-----------------------|
| Larceny/Theft Offenses | 0 | 0 |
| Theft - Pocket-picking | 0 | 0 |
| Theft - Purse Snatching | 0 | 0 |
| Theft - Shoplifting | 0 | 0 |
| Theft From Building | 0 | 0 |
| Theft From Coin Machine | 0 | 0 |
| Theft From Motor Vehicle | 0 | 0 |
| Theft of Motor Vehicle Parts | 0 | 0 |
| Theft - All Other Larceny | 0 | 0 |
| Prostitution Offenses | 0 | 0 |
| Prostitution | 0 | 0 |
| Prostitution Assisting/Promoting | 0 | 0 |
| Sex Offenses, Forcible | 0 | 0 |
| Forcible Rape | 0 | 0 |
| Forcible Sodomy | 0 | 0 |
| Sexual Assault W/Object | 0 | 0 |
| Forcible Fondling | 0 | 0 |
| Sex Offenses, Non Forcible | 0 | 0 |
| Incest | 0 | 0 |
| Statutory Rape | 0 | 0 |

Reporting Agency: Shelby County Sheriff's Department
 Memphis Police Department



King College - 2010

| GROUP A OFFENSES | Total # of Incidents | Total # of Clearances |
|-------------------------------------|----------------------|-----------------------|
| Arson | 0 | 0 |
| Assault | 1 | 0 |
| Aggravated Assault | 1 | 0 |
| Simple Assault | 0 | 0 |
| Intimidation | 0 | 0 |
| Stalking | 0 | 0 |
| Bribery | 0 | 0 |
| Burglary | 0 | 0 |
| Counterfeiting/Forgery | 0 | 0 |
| Destruction/Damage/Vandalism | 0 | 0 |
| Drug/Narcotic Offenses | 0 | 0 |
| Drug/Narcotic Violations | 0 | 0 |
| Drug/Narcotic Equipment Violations | 0 | 0 |
| Embezzlement | 0 | 0 |
| Extortion/Blackmail | 0 | 0 |
| Fraud Offenses | 0 | 0 |
| Fraud - False Pretenses | 0 | 0 |
| Fraud - Credit Card/ATM | 0 | 0 |
| Fraud - Impersonation | 0 | 0 |
| Fraud - Welfare | 0 | 0 |
| Fraud - Wire | 0 | 0 |
| Gambling Offenses | 0 | 0 |
| Gambling - Betting/Wagering | 0 | 0 |
| Gambling - Operating/Promoting | 0 | 0 |
| Gambling - Equipment Violations | 0 | 0 |
| Gambling - Sports Tampering | 0 | 0 |
| Homicide Offenses | 0 | 0 |
| Murder | 0 | 0 |
| Negligent Manslaughter | 0 | 0 |
| Motor Vehicle Theft | 0 | 0 |
| Pornography/Obscene Material | 0 | 0 |
| Robbery | 0 | 0 |
| Stolen Property Offenses | 0 | 0 |
| Weapon Law Violations | 0 | 0 |
| Kidnaping/Abduction | 0 | 0 |

| GROUP A OFFENSES | Total # of Incidents | Total # of Clearances |
|-----------------------------------|----------------------|-----------------------|
| Larceny/Theft Offenses | 1 | 0 |
| Theft - Pocket-picking | 0 | 0 |
| Theft - Purse Snatching | 0 | 0 |
| Theft - Shoplifting | 0 | 0 |
| Theft From Building | 0 | 0 |
| Theft From Coin Machine | 0 | 0 |
| Theft From Motor Vehicle | 1 | 0 |
| Theft of Motor Vehicle Parts | 0 | 0 |
| Theft - All Other Larceny | 0 | 0 |
| Prostitution Offenses | 0 | 0 |
| Prostitution | 0 | 0 |
| Prostitution Assisting/Promoting | 0 | 0 |
| Sex Offenses, Forcible | 2 | 2 |
| Forcible Rape | 2 | 2 |
| Forcible Sodomy | 0 | 0 |
| Sexual Assault W/Object | 0 | 0 |
| Forcible Fondling | 0 | 0 |
| Sex Offenses, Non Forcible | 0 | 0 |
| Incest | 0 | 0 |
| Statutory Rape | 0 | 0 |

Reporting Agency: Sullivan County Sheriff's Department
 Bristol Police Department



Crimes Against College Students as Reported by Local Agencies

Lee University - 2010

| GROUP A OFFENSES | Total # of Incidents | Total # of Clearances |
|-------------------------------------|----------------------|-----------------------|
| Arson | 0 | 0 |
| Assault | 0 | 0 |
| Aggravated Assault | 0 | 0 |
| Simple Assault | 0 | 0 |
| Intimidation | 0 | 0 |
| Stalking | 0 | 0 |
| Bribery | 0 | 0 |
| Burglary | 7 | 0 |
| Counterfeiting/Forgery | 0 | 0 |
| Destruction/Damage/Vandalism | 4 | 0 |
| Drug/Narcotic Offenses | 0 | 0 |
| Drug/Narcotic Violations | 0 | 0 |
| Drug/Narcotic Equipment Violations | 0 | 0 |
| Embezzlement | 0 | 0 |
| Extortion/Blackmail | 0 | 0 |
| Fraud Offenses | 0 | 0 |
| Fraud - False Pretenses | 0 | 0 |
| Fraud - Credit Card/ATM | 0 | 0 |
| Fraud - Impersonation | 0 | 0 |
| Fraud - Welfare | 0 | 0 |
| Fraud - Wire | 0 | 0 |
| Gambling Offenses | 0 | 0 |
| Gambling - Betting/Wagering | 0 | 0 |
| Gambling - Operating/Promoting | 0 | 0 |
| Gambling - Equipment Violations | 0 | 0 |
| Gambling - Sports Tampering | 0 | 0 |
| Homicide Offenses | 0 | 0 |
| Murder | 0 | 0 |
| Negligent Manslaughter | 0 | 0 |
| Motor Vehicle Theft | 1 | 1 |
| Pornography/Obscene Material | 0 | 0 |
| Robbery | 0 | 0 |
| Stolen Property Offenses | 0 | 0 |
| Weapon Law Violations | 0 | 0 |
| Kidnaping/Abduction | 0 | 0 |

| GROUP A OFFENSES | Total # of Incidents | Total # of Clearances |
|-----------------------------------|----------------------|-----------------------|
| Larceny/Theft Offenses | 5 | 0 |
| Theft - Pocket-picking | 0 | 0 |
| Theft - Purse Snatching | 0 | 0 |
| Theft - Shoplifting | 0 | 0 |
| Theft From Building | 2 | 0 |
| Theft From Coin Machine | 0 | 0 |
| Theft From Motor Vehicle | 1 | 0 |
| Theft of Motor Vehicle Parts | 0 | 0 |
| Theft - All Other Larceny | 2 | 0 |
| Prostitution Offenses | 0 | 0 |
| Prostitution | 0 | 0 |
| Prostitution Assisting/Promoting | 0 | 0 |
| Sex Offenses, Forcible | 2 | 1 |
| Forcible Rape | 2 | 1 |
| Forcible Sodomy | 0 | 0 |
| Sexual Assault W/Object | 0 | 0 |
| Forcible Fondling | 0 | 0 |
| Sex Offenses, Non Forcible | 0 | 0 |
| Incest | 0 | 0 |
| Statutory Rape | 0 | 0 |

Reporting Agency: Cleveland Police Department



LeMoyne-Owen College - 2010

| GROUP A OFFENSES | Total # of Incidents | Total # of Clearances |
|-------------------------------------|----------------------|-----------------------|
| Arson | 0 | 0 |
| Assault | 27 | 7 |
| Aggravated Assault | 4 | 2 |
| Simple Assault | 16 | 4 |
| Intimidation | 5 | 1 |
| Stalking | 2 | 0 |
| Bribery | 0 | 0 |
| Burglary | 5 | 2 |
| Counterfeiting/Forgery | 0 | 0 |
| Destruction/Damage/Vandalism | 5 | 1 |
| Drug/Narcotic Offenses | 0 | 0 |
| Drug/Narcotic Violations | 0 | 0 |
| Drug/Narcotic Equipment Violations | 0 | 0 |
| Embezzlement | 0 | 0 |
| Extortion/Blackmail | 0 | 0 |
| Fraud Offenses | 0 | 0 |
| Fraud - False Pretenses | 0 | 0 |
| Fraud - Credit Card/ATM | 0 | 0 |
| Fraud - Impersonation | 0 | 0 |
| Fraud - Welfare | 0 | 0 |
| Fraud - Wire | 0 | 0 |
| Gambling Offenses | 0 | 0 |
| Gambling - Betting/Wagering | 0 | 0 |
| Gambling - Operating/Promoting | 0 | 0 |
| Gambling - Equipment Violations | 0 | 0 |
| Gambling - Sports Tampering | 0 | 0 |
| Homicide Offenses | 0 | 0 |
| Murder | 0 | 0 |
| Negligent Manslaughter | 0 | 0 |
| Motor Vehicle Theft | 1 | 0 |
| Pornography/Obscene Material | 0 | 0 |
| Robbery | 4 | 1 |
| Stolen Property Offenses | 0 | 0 |
| Weapon Law Violations | 0 | 0 |
| Kidnaping/Abduction | 0 | 0 |

| GROUP A OFFENSES | Total # of Incidents | Total # of Clearances |
|-----------------------------------|----------------------|-----------------------|
| Larceny/Theft Offenses | 9 | 0 |
| Theft - Pocket-picking | 0 | 0 |
| Theft - Purse Snatching | 0 | 0 |
| Theft - Shoplifting | 0 | 0 |
| Theft From Building | 0 | 0 |
| Theft From Coin Machine | 0 | 0 |
| Theft From Motor Vehicle | 6 | 0 |
| Theft of Motor Vehicle Parts | 2 | 0 |
| Theft - All Other Larceny | 1 | 0 |
| Prostitution Offenses | 0 | 0 |
| Prostitution | 0 | 0 |
| Prostitution Assisting/Promoting | 0 | 0 |
| Sex Offenses, Forcible | 0 | 0 |
| Forcible Rape | 0 | 0 |
| Forcible Sodomy | 0 | 0 |
| Sexual Assault W/Object | 0 | 0 |
| Forcible Fondling | 0 | 0 |
| Sex Offenses, Non Forcible | 0 | 0 |
| Incest | 0 | 0 |
| Statutory Rape | 0 | 0 |

Reporting Agency: Shelby County Sheriff's Department
 Memphis Police Department



Memphis College of Art - 2010

| GROUP A OFFENSES | Total # of Incidents | Total # of Clearances |
|-------------------------------------|----------------------|-----------------------|
| Arson | 0 | 0 |
| Assault | 1 | 0 |
| Aggravated Assault | 0 | 0 |
| Simple Assault | 1 | 0 |
| Intimidation | 0 | 0 |
| Stalking | 0 | 0 |
| Bribery | 0 | 0 |
| Burglary | 1 | 0 |
| Counterfeiting/Forgery | 0 | 0 |
| Destruction/Damage/Vandalism | 0 | 0 |
| Drug/Narcotic Offenses | 0 | 0 |
| Drug/Narcotic Violations | 0 | 0 |
| Drug/Narcotic Equipment Violations | 0 | 0 |
| Embezzlement | 0 | 0 |
| Extortion/Blackmail | 0 | 0 |
| Fraud Offenses | 0 | 0 |
| Fraud - False Pretenses | 0 | 0 |
| Fraud - Credit Card/ATM | 0 | 0 |
| Fraud - Impersonation | 0 | 0 |
| Fraud - Welfare | 0 | 0 |
| Fraud - Wire | 0 | 0 |
| Gambling Offenses | 0 | 0 |
| Gambling - Betting/Wagering | 0 | 0 |
| Gambling - Operating/Promoting | 0 | 0 |
| Gambling - Equipment Violations | 0 | 0 |
| Gambling - Sports Tampering | 0 | 0 |
| Homicide Offenses | 0 | 0 |
| Murder | 0 | 0 |
| Negligent Manslaughter | 0 | 0 |
| Motor Vehicle Theft | 1 | 0 |
| Pornography/Obscene Material | 0 | 0 |
| Robbery | 2 | 1 |
| Stolen Property Offenses | 0 | 0 |
| Weapon Law Violations | 0 | 0 |
| Kidnaping/Abduction | 1 | 0 |

| GROUP A OFFENSES | Total # of Incidents | Total # of Clearances |
|-----------------------------------|----------------------|-----------------------|
| Larceny/Theft Offenses | 5 | 1 |
| Theft - Pocket-picking | 0 | 0 |
| Theft - Purse Snatching | 0 | 0 |
| Theft - Shoplifting | 0 | 0 |
| Theft From Building | 0 | 0 |
| Theft From Coin Machine | 0 | 0 |
| Theft From Motor Vehicle | 4 | 1 |
| Theft of Motor Vehicle Parts | 0 | 0 |
| Theft - All Other Larceny | 1 | 0 |
| Prostitution Offenses | 0 | 0 |
| Prostitution | 0 | 0 |
| Prostitution Assisting/Promoting | 0 | 0 |
| Sex Offenses, Forcible | 1 | 0 |
| Forcible Rape | 0 | 0 |
| Forcible Sodomy | 0 | 0 |
| Sexual Assault W/Object | 0 | 0 |
| Forcible Fondling | 1 | 0 |
| Sex Offenses, Non Forcible | 0 | 0 |
| Incest | 0 | 0 |
| Statutory Rape | 0 | 0 |

Reporting Agency: Shelby County Sheriff's Department
 Memphis Police Department



Memphis Theological Seminary - 2010

| GROUP A OFFENSES | Total # of Incidents | Total # of Clearances |
|-------------------------------------|----------------------|-----------------------|
| Arson | 0 | 0 |
| Assault | 1 | 0 |
| Aggravated Assault | 1 | 0 |
| Simple Assault | 0 | 0 |
| Intimidation | 0 | 0 |
| Stalking | 0 | 0 |
| Bribery | 0 | 0 |
| Burglary | 1 | 0 |
| Counterfeiting/Forgery | 0 | 0 |
| Destruction/Damage/Vandalism | 0 | 0 |
| Drug/Narcotic Offenses | 0 | 0 |
| Drug/Narcotic Violations | 0 | 0 |
| Drug/Narcotic Equipment Violations | 0 | 0 |
| Embezzlement | 0 | 0 |
| Extortion/Blackmail | 0 | 0 |
| Fraud Offenses | 0 | 0 |
| Fraud - False Pretenses | 0 | 0 |
| Fraud - Credit Card/ATM | 0 | 0 |
| Fraud - Impersonation | 0 | 0 |
| Fraud - Welfare | 0 | 0 |
| Fraud - Wire | 0 | 0 |
| Gambling Offenses | 0 | 0 |
| Gambling - Betting/Wagering | 0 | 0 |
| Gambling - Operating/Promoting | 0 | 0 |
| Gambling - Equipment Violations | 0 | 0 |
| Gambling - Sports Tampering | 0 | 0 |
| Homicide Offenses | 0 | 0 |
| Murder | 0 | 0 |
| Negligent Manslaughter | 0 | 0 |
| Motor Vehicle Theft | 0 | 0 |
| Pornography/Obscene Material | 0 | 0 |
| Robbery | 0 | 0 |
| Stolen Property Offenses | 0 | 0 |
| Weapon Law Violations | 0 | 0 |
| Kidnaping/Abduction | 0 | 0 |

| GROUP A OFFENSES | Total # of Incidents | Total # of Clearances |
|-----------------------------------|----------------------|-----------------------|
| Larceny/Theft Offenses | 2 | 0 |
| Theft - Pocket-picking | 0 | 0 |
| Theft - Purse Snatching | 0 | 0 |
| Theft - Shoplifting | 0 | 0 |
| Theft From Building | 0 | 0 |
| Theft From Coin Machine | 0 | 0 |
| Theft From Motor Vehicle | 2 | 0 |
| Theft of Motor Vehicle Parts | 0 | 0 |
| Theft - All Other Larceny | 0 | 0 |
| Prostitution Offenses | 0 | 0 |
| Prostitution | 0 | 0 |
| Prostitution Assisting/Promoting | 0 | 0 |
| Sex Offenses, Forcible | 0 | 0 |
| Forcible Rape | 0 | 0 |
| Forcible Sodomy | 0 | 0 |
| Sexual Assault W/Object | 0 | 0 |
| Forcible Fondling | 0 | 0 |
| Sex Offenses, Non Forcible | 0 | 0 |
| Incest | 0 | 0 |
| Statutory Rape | 0 | 0 |

Reporting Agency: Memphis Police Department



Mid-America Baptist Theological Seminary - 2010

| GROUP A OFFENSES | Total # of Incidents | Total # of Clearances |
|-------------------------------------|----------------------|-----------------------|
| Arson | 0 | 0 |
| Assault | 0 | 0 |
| Aggravated Assault | 0 | 0 |
| Simple Assault | 0 | 0 |
| Intimidation | 0 | 0 |
| Stalking | 0 | 0 |
| Bribery | 0 | 0 |
| Burglary | 0 | 0 |
| Counterfeiting/Forgery | 0 | 0 |
| Destruction/Damage/Vandalism | 1 | 0 |
| Drug/Narcotic Offenses | 1 | 1 |
| Drug/Narcotic Violations | 1 | 1 |
| Drug/Narcotic Equipment Violations | 0 | 0 |
| Embezzlement | 0 | 0 |
| Extortion/Blackmail | 0 | 0 |
| Fraud Offenses | 0 | 0 |
| Fraud - False Pretenses | 0 | 0 |
| Fraud - Credit Card/ATM | 0 | 0 |
| Fraud - Impersonation | 0 | 0 |
| Fraud - Welfare | 0 | 0 |
| Fraud - Wire | 0 | 0 |
| Gambling Offenses | 0 | 0 |
| Gambling - Betting/Wagering | 0 | 0 |
| Gambling - Operating/Promoting | 0 | 0 |
| Gambling - Equipment Violations | 0 | 0 |
| Gambling - Sports Tampering | 0 | 0 |
| Homicide Offenses | 0 | 0 |
| Murder | 0 | 0 |
| Negligent Manslaughter | 0 | 0 |
| Motor Vehicle Theft | 1 | 1 |
| Pornography/Obscene Material | 0 | 0 |
| Robbery | 0 | 0 |
| Stolen Property Offenses | 0 | 0 |
| Weapon Law Violations | 0 | 0 |
| Kidnaping/Abduction | 0 | 0 |

| GROUP A OFFENSES | Total # of Incidents | Total # of Clearances |
|-----------------------------------|----------------------|-----------------------|
| Larceny/Theft Offenses | 1 | 0 |
| Theft - Pocket-picking | 0 | 0 |
| Theft - Purse Snatching | 0 | 0 |
| Theft - Shoplifting | 0 | 0 |
| Theft From Building | 0 | 0 |
| Theft From Coin Machine | 0 | 0 |
| Theft From Motor Vehicle | 1 | 0 |
| Theft of Motor Vehicle Parts | 0 | 0 |
| Theft - All Other Larceny | 0 | 0 |
| Prostitution Offenses | 0 | 0 |
| Prostitution | 0 | 0 |
| Prostitution Assisting/Promoting | 0 | 0 |
| Sex Offenses, Forcible | 0 | 0 |
| Forcible Rape | 0 | 0 |
| Forcible Sodomy | 0 | 0 |
| Sexual Assault W/Object | 0 | 0 |
| Forcible Fondling | 0 | 0 |
| Sex Offenses, Non Forcible | 0 | 0 |
| Incest | 0 | 0 |
| Statutory Rape | 0 | 0 |

Reporting Agency: Memphis Police Department



Middle Tennessee State University - 2010

| GROUP A OFFENSES | Total # of Incidents | Total # of Clearances |
|-------------------------------------|----------------------|-----------------------|
| Arson | 0 | 0 |
| Assault | 1 | 1 |
| Aggravated Assault | 1 | 1 |
| Simple Assault | 0 | 0 |
| Intimidation | 0 | 0 |
| Stalking | 0 | 0 |
| Bribery | 0 | 0 |
| Burglary | 6 | 1 |
| Counterfeiting/Forgery | 0 | 0 |
| Destruction/Damage/Vandalism | 1 | 0 |
| Drug/Narcotic Offenses | 0 | 0 |
| Drug/Narcotic Violations | 0 | 0 |
| Drug/Narcotic Equipment Violations | 0 | 0 |
| Embezzlement | 0 | 0 |
| Extortion/Blackmail | 0 | 0 |
| Fraud Offenses | 0 | 0 |
| Fraud - False Pretenses | 0 | 0 |
| Fraud - Credit Card/ATM | 0 | 0 |
| Fraud - Impersonation | 0 | 0 |
| Fraud - Welfare | 0 | 0 |
| Fraud - Wire | 0 | 0 |
| Gambling Offenses | 0 | 0 |
| Gambling - Betting/Wagering | 0 | 0 |
| Gambling - Operating/Promoting | 0 | 0 |
| Gambling - Equipment Violations | 0 | 0 |
| Gambling - Sports Tampering | 0 | 0 |
| Homicide Offenses | 0 | 0 |
| Murder | 0 | 0 |
| Negligent Manslaughter | 0 | 0 |
| Motor Vehicle Theft | 0 | 0 |
| Pornography/Obscene Material | 0 | 0 |
| Robbery | 2 | 1 |
| Stolen Property Offenses | 0 | 0 |
| Weapon Law Violations | 0 | 0 |
| Kidnaping/Abduction | 0 | 0 |

| GROUP A OFFENSES | Total # of Incidents | Total # of Clearances |
|-----------------------------------|----------------------|-----------------------|
| Larceny/Theft Offenses | 4 | 0 |
| Theft - Pocket-picking | 0 | 0 |
| Theft - Purse Snatching | 0 | 0 |
| Theft - Shoplifting | 0 | 0 |
| Theft From Building | 1 | 0 |
| Theft From Coin Machine | 0 | 0 |
| Theft From Motor Vehicle | 1 | 0 |
| Theft of Motor Vehicle Parts | 1 | 0 |
| Theft - All Other Larceny | 1 | 0 |
| Prostitution Offenses | 0 | 0 |
| Prostitution | 0 | 0 |
| Prostitution Assisting/Promoting | 0 | 0 |
| Sex Offenses, Forcible | 0 | 0 |
| Forcible Rape | 0 | 0 |
| Forcible Sodomy | 0 | 0 |
| Sexual Assault W/Object | 0 | 0 |
| Forcible Fondling | 0 | 0 |
| Sex Offenses, Non Forcible | 0 | 0 |
| Incest | 0 | 0 |
| Statutory Rape | 0 | 0 |

Reporting Agency: Murfreesboro Police Department



Northeast State Community College - 2010

| GROUP A OFFENSES | Total # of Incidents | Total # of Clearances |
|-------------------------------------|----------------------|-----------------------|
| Arson | 0 | 0 |
| Assault | 7 | 3 |
| Aggravated Assault | 0 | 0 |
| Simple Assault | 3 | 2 |
| Intimidation | 4 | 1 |
| Stalking | 0 | 0 |
| Bribery | 0 | 0 |
| Burglary | 1 | 0 |
| Counterfeiting/Forgery | 0 | 0 |
| Destruction/Damage/Vandalism | 0 | 0 |
| Drug/Narcotic Offenses | 0 | 0 |
| Drug/Narcotic Violations | 0 | 0 |
| Drug/Narcotic Equipment Violations | 0 | 0 |
| Embezzlement | 0 | 0 |
| Extortion/Blackmail | 0 | 0 |
| Fraud Offenses | 3 | 1 |
| Fraud - False Pretenses | 0 | 0 |
| Fraud - Credit Card/ATM | 1 | 0 |
| Fraud - Impersonation | 2 | 1 |
| Fraud - Welfare | 0 | 0 |
| Fraud - Wire | 0 | 0 |
| Gambling Offenses | 0 | 0 |
| Gambling - Betting/Wagering | 0 | 0 |
| Gambling - Operating/Promoting | 0 | 0 |
| Gambling - Equipment Violations | 0 | 0 |
| Gambling - Sports Tampering | 0 | 0 |
| Homicide Offenses | 0 | 0 |
| Murder | 0 | 0 |
| Negligent Manslaughter | 0 | 0 |
| Motor Vehicle Theft | 0 | 0 |
| Pornography/Obscene Material | 0 | 0 |
| Robbery | 0 | 0 |
| Stolen Property Offenses | 0 | 0 |
| Weapon Law Violations | 0 | 0 |
| Kidnaping/Abduction | 0 | 0 |

| GROUP A OFFENSES | Total # of Incidents | Total # of Clearances |
|-----------------------------------|----------------------|-----------------------|
| Larceny/Theft Offenses | 7 | 2 |
| Theft - Pocket-picking | 0 | 0 |
| Theft - Purse Snatching | 0 | 0 |
| Theft - Shoplifting | 0 | 0 |
| Theft From Building | 2 | 1 |
| Theft From Coin Machine | 0 | 0 |
| Theft From Motor Vehicle | 5 | 1 |
| Theft of Motor Vehicle Parts | 0 | 0 |
| Theft - All Other Larceny | 0 | 0 |
| Prostitution Offenses | 0 | 0 |
| Prostitution | 0 | 0 |
| Prostitution Assisting/Promoting | 0 | 0 |
| Sex Offenses, Forcible | 0 | 0 |
| Forcible Rape | 0 | 0 |
| Forcible Sodomy | 0 | 0 |
| Sexual Assault W/Object | 0 | 0 |
| Forcible Fondling | 0 | 0 |
| Sex Offenses, Non Forcible | 0 | 0 |
| Incest | 0 | 0 |
| Statutory Rape | 0 | 0 |

Reporting Agency: Sullivan County Sheriff's Department
 Bristol Police Department



Pellissippi State Community College - 2010

| GROUP A OFFENSES | Total # of Incidents | Total # of Clearances |
|-------------------------------------|----------------------|-----------------------|
| Arson | 0 | 0 |
| Assault | 0 | 0 |
| Aggravated Assault | 0 | 0 |
| Simple Assault | 0 | 0 |
| Intimidation | 0 | 0 |
| Stalking | 0 | 0 |
| Bribery | 0 | 0 |
| Burglary | 0 | 0 |
| Counterfeiting/Forgery | 0 | 0 |
| Destruction/Damage/Vandalism | 0 | 0 |
| Drug/Narcotic Offenses | 0 | 0 |
| Drug/Narcotic Violations | 0 | 0 |
| Drug/Narcotic Equipment Violations | 0 | 0 |
| Embezzlement | 0 | 0 |
| Extortion/Blackmail | 0 | 0 |
| Fraud Offenses | 0 | 0 |
| Fraud - False Pretenses | 0 | 0 |
| Fraud - Credit Card/ATM | 0 | 0 |
| Fraud - Impersonation | 0 | 0 |
| Fraud - Welfare | 0 | 0 |
| Fraud - Wire | 0 | 0 |
| Gambling Offenses | 0 | 0 |
| Gambling - Betting/Wagering | 0 | 0 |
| Gambling - Operating/Promoting | 0 | 0 |
| Gambling - Equipment Violations | 0 | 0 |
| Gambling - Sports Tampering | 0 | 0 |
| Homicide Offenses | 0 | 0 |
| Murder | 0 | 0 |
| Negligent Manslaughter | 0 | 0 |
| Motor Vehicle Theft | 0 | 0 |
| Pornography/Obscene Material | 0 | 0 |
| Robbery | 0 | 0 |
| Stolen Property Offenses | 0 | 0 |
| Weapon Law Violations | 0 | 0 |
| Kidnaping/Abduction | 0 | 0 |

| GROUP A OFFENSES | Total # of Incidents | Total # of Clearances |
|-----------------------------------|----------------------|-----------------------|
| Larceny/Theft Offenses | 1 | 0 |
| Theft - Pocket-picking | 0 | 0 |
| Theft - Purse Snatching | 0 | 0 |
| Theft - Shoplifting | 0 | 0 |
| Theft From Building | 1 | 0 |
| Theft From Coin Machine | 0 | 0 |
| Theft From Motor Vehicle | 0 | 0 |
| Theft of Motor Vehicle Parts | 0 | 0 |
| Theft - All Other Larceny | 0 | 0 |
| Prostitution Offenses | 0 | 0 |
| Prostitution | 0 | 0 |
| Prostitution Assisting/Promoting | 0 | 0 |
| Sex Offenses, Forcible | 0 | 0 |
| Forcible Rape | 0 | 0 |
| Forcible Sodomy | 0 | 0 |
| Sexual Assault W/Object | 0 | 0 |
| Forcible Fondling | 0 | 0 |
| Sex Offenses, Non Forcible | 0 | 0 |
| Incest | 0 | 0 |
| Statutory Rape | 0 | 0 |

Reporting Agency: Knox County Sheriff's Department



Rhodes College - 2010

| GROUP A OFFENSES | Total # of Incidents | Total # of Clearances |
|-------------------------------------|----------------------|-----------------------|
| Arson | 0 | 0 |
| Assault | 4 | 1 |
| Aggravated Assault | 0 | 0 |
| Simple Assault | 3 | 1 |
| Intimidation | 1 | 0 |
| Stalking | 0 | 0 |
| Bribery | 0 | 0 |
| Burglary | 3 | 0 |
| Counterfeiting/Forgery | 0 | 0 |
| Destruction/Damage/Vandalism | 4 | 1 |
| Drug/Narcotic Offenses | 0 | 0 |
| Drug/Narcotic Violations | 0 | 0 |
| Drug/Narcotic Equipment Violations | 0 | 0 |
| Embezzlement | 0 | 0 |
| Extortion/Blackmail | 0 | 0 |
| Fraud Offenses | 0 | 0 |
| Fraud - False Pretenses | 0 | 0 |
| Fraud - Credit Card/ATM | 0 | 0 |
| Fraud - Impersonation | 0 | 0 |
| Fraud - Welfare | 0 | 0 |
| Fraud - Wire | 0 | 0 |
| Gambling Offenses | 0 | 0 |
| Gambling - Betting/Wagering | 0 | 0 |
| Gambling - Operating/Promoting | 0 | 0 |
| Gambling - Equipment Violations | 0 | 0 |
| Gambling - Sports Tampering | 0 | 0 |
| Homicide Offenses | 0 | 0 |
| Murder | 0 | 0 |
| Negligent Manslaughter | 0 | 0 |
| Motor Vehicle Theft | 0 | 0 |
| Pornography/Obscene Material | 0 | 0 |
| Robbery | 2 | 0 |
| Stolen Property Offenses | 0 | 0 |
| Weapon Law Violations | 0 | 0 |
| Kidnaping/Abduction | 0 | 0 |

| GROUP A OFFENSES | Total # of Incidents | Total # of Clearances |
|-----------------------------------|----------------------|-----------------------|
| Larceny/Theft Offenses | 18 | 1 |
| Theft - Pocket-picking | 0 | 0 |
| Theft - Purse Snatching | 0 | 0 |
| Theft - Shoplifting | 0 | 0 |
| Theft From Building | 0 | 0 |
| Theft From Coin Machine | 0 | 0 |
| Theft From Motor Vehicle | 14 | 0 |
| Theft of Motor Vehicle Parts | 0 | 0 |
| Theft - All Other Larceny | 4 | 1 |
| Prostitution Offenses | 0 | 0 |
| Prostitution | 0 | 0 |
| Prostitution Assisting/Promoting | 0 | 0 |
| Sex Offenses, Forcible | 0 | 0 |
| Forcible Rape | 0 | 0 |
| Forcible Sodomy | 0 | 0 |
| Sexual Assault W/Object | 0 | 0 |
| Forcible Fondling | 0 | 0 |
| Sex Offenses, Non Forcible | 0 | 0 |
| Incest | 0 | 0 |
| Statutory Rape | 0 | 0 |

Reporting Agency: Memphis Police Department



Southern Adventist University - 2010

| GROUP A OFFENSES | Total # of Incidents | Total # of Clearances |
|-------------------------------------|----------------------|-----------------------|
| Arson | 0 | 0 |
| Assault | 0 | 0 |
| Aggravated Assault | 0 | 0 |
| Simple Assault | 0 | 0 |
| Intimidation | 0 | 0 |
| Stalking | 0 | 0 |
| Bribery | 0 | 0 |
| Burglary | 0 | 0 |
| Counterfeiting/Forgery | 0 | 0 |
| Destruction/Damage/Vandalism | 0 | 0 |
| Drug/Narcotic Offenses | 0 | 0 |
| Drug/Narcotic Violations | 0 | 0 |
| Drug/Narcotic Equipment Violations | 0 | 0 |
| Embezzlement | 0 | 0 |
| Extortion/Blackmail | 0 | 0 |
| Fraud Offenses | 0 | 0 |
| Fraud - False Pretenses | 0 | 0 |
| Fraud - Credit Card/ATM | 0 | 0 |
| Fraud - Impersonation | 0 | 0 |
| Fraud - Welfare | 0 | 0 |
| Fraud - Wire | 0 | 0 |
| Gambling Offenses | 0 | 0 |
| Gambling - Betting/Wagering | 0 | 0 |
| Gambling - Operating/Promoting | 0 | 0 |
| Gambling - Equipment Violations | 0 | 0 |
| Gambling - Sports Tampering | 0 | 0 |
| Homicide Offenses | 0 | 0 |
| Murder | 0 | 0 |
| Negligent Manslaughter | 0 | 0 |
| Motor Vehicle Theft | 0 | 0 |
| Pornography/Obscene Material | 0 | 0 |
| Robbery | 0 | 0 |
| Stolen Property Offenses | 0 | 0 |
| Weapon Law Violations | 0 | 0 |
| Kidnaping/Abduction | 0 | 0 |

| GROUP A OFFENSES | Total # of Incidents | Total # of Clearances |
|-----------------------------------|----------------------|-----------------------|
| Larceny/Theft Offenses | 2 | 0 |
| Theft - Pocket-picking | 0 | 0 |
| Theft - Purse Snatching | 0 | 0 |
| Theft - Shoplifting | 0 | 0 |
| Theft From Building | 0 | 0 |
| Theft From Coin Machine | 0 | 0 |
| Theft From Motor Vehicle | 1 | 0 |
| Theft of Motor Vehicle Parts | 0 | 0 |
| Theft - All Other Larceny | 1 | 0 |
| Prostitution Offenses | 0 | 0 |
| Prostitution | 0 | 0 |
| Prostitution Assisting/Promoting | 0 | 0 |
| Sex Offenses, Forcible | 0 | 0 |
| Forcible Rape | 0 | 0 |
| Forcible Sodomy | 0 | 0 |
| Sexual Assault W/Object | 0 | 0 |
| Forcible Fondling | 0 | 0 |
| Sex Offenses, Non Forcible | 0 | 0 |
| Incest | 0 | 0 |
| Statutory Rape | 0 | 0 |

Reporting Agency: Collegedale Police Department



Southern College of Optometry - 2010

| GROUP A OFFENSES | Total # of Incidents | Total # of Clearances |
|-------------------------------------|----------------------|-----------------------|
| Arson | 0 | 0 |
| Assault | 1 | 0 |
| Aggravated Assault | 0 | 0 |
| Simple Assault | 1 | 0 |
| Intimidation | 0 | 0 |
| Stalking | 0 | 0 |
| Bribery | 0 | 0 |
| Burglary | 1 | 0 |
| Counterfeiting/Forgery | 0 | 0 |
| Destruction/Damage/Vandalism | 2 | 0 |
| Drug/Narcotic Offenses | 0 | 0 |
| Drug/Narcotic Violations | 0 | 0 |
| Drug/Narcotic Equipment Violations | 0 | 0 |
| Embezzlement | 0 | 0 |
| Extortion/Blackmail | 0 | 0 |
| Fraud Offenses | 0 | 0 |
| Fraud - False Pretenses | 0 | 0 |
| Fraud - Credit Card/ATM | 0 | 0 |
| Fraud - Impersonation | 0 | 0 |
| Fraud - Welfare | 0 | 0 |
| Fraud - Wire | 0 | 0 |
| Gambling Offenses | 0 | 0 |
| Gambling - Betting/Wagering | 0 | 0 |
| Gambling - Operating/Promoting | 0 | 0 |
| Gambling - Equipment Violations | 0 | 0 |
| Gambling - Sports Tampering | 0 | 0 |
| Homicide Offenses | 0 | 0 |
| Murder | 0 | 0 |
| Negligent Manslaughter | 0 | 0 |
| Motor Vehicle Theft | 0 | 0 |
| Pornography/Obscene Material | 0 | 0 |
| Robbery | 0 | 0 |
| Stolen Property Offenses | 0 | 0 |
| Weapon Law Violations | 0 | 0 |
| Kidnaping/Abduction | 0 | 0 |

| GROUP A OFFENSES | Total # of Incidents | Total # of Clearances |
|-----------------------------------|----------------------|-----------------------|
| Larceny/Theft Offenses | 6 | 0 |
| Theft - Pocket-picking | 0 | 0 |
| Theft - Purse Snatching | 0 | 0 |
| Theft - Shoplifting | 0 | 0 |
| Theft From Building | 1 | 0 |
| Theft From Coin Machine | 0 | 0 |
| Theft From Motor Vehicle | 2 | 0 |
| Theft of Motor Vehicle Parts | 2 | 0 |
| Theft - All Other Larceny | 1 | 0 |
| Prostitution Offenses | 0 | 0 |
| Prostitution | 0 | 0 |
| Prostitution Assisting/Promoting | 0 | 0 |
| Sex Offenses, Forcible | 0 | 0 |
| Forcible Rape | 0 | 0 |
| Forcible Sodomy | 0 | 0 |
| Sexual Assault W/Object | 0 | 0 |
| Forcible Fondling | 0 | 0 |
| Sex Offenses, Non Forcible | 0 | 0 |
| Incest | 0 | 0 |
| Statutory Rape | 0 | 0 |

Reporting Agency: Shelby County Sheriff's Department
 Memphis Police Department
 Millington Police Department



Southwest Tennessee Community College - 2010

| GROUP A OFFENSES | Total # of Incidents | Total # of Clearances |
|-------------------------------------|----------------------|-----------------------|
| Arson | 0 | 0 |
| Assault | 0 | 0 |
| Aggravated Assault | 11 | 2 |
| Simple Assault | 60 | 9 |
| Intimidation | 27 | 1 |
| Stalking | 2 | 1 |
| Bribery | 0 | 0 |
| Burglary | 27 | 2 |
| Counterfeiting/Forgery | 0 | 0 |
| Destruction/Damage/Vandalism | 31 | 2 |
| Drug/Narcotic Offenses | 0 | 0 |
| Drug/Narcotic Violations | 0 | 0 |
| Drug/Narcotic Equipment Violations | 0 | 0 |
| Embezzlement | 0 | 0 |
| Extortion/Blackmail | 0 | 0 |
| Fraud Offenses | 0 | 0 |
| Fraud - False Pretenses | 0 | 0 |
| Fraud - Credit Card/ATM | 2 | 0 |
| Fraud - Impersonation | 0 | 0 |
| Fraud - Welfare | 2 | 0 |
| Fraud - Wire | 0 | 0 |
| Gambling Offenses | 0 | 0 |
| Gambling - Betting/Wagering | 0 | 0 |
| Gambling - Operating/Promoting | 0 | 0 |
| Gambling - Equipment Violations | 0 | 0 |
| Gambling - Sports Tampering | 0 | 0 |
| Homicide Offenses | 0 | 0 |
| Murder | 0 | 0 |
| Negligent Manslaughter | 0 | 0 |
| Motor Vehicle Theft | 10 | 1 |
| Pornography/Obscene Material | 0 | 0 |
| Robbery | 3 | 3 |
| Stolen Property Offenses | 0 | 0 |
| Weapon Law Violations | 0 | 0 |
| Kidnaping/Abduction | 1 | 1 |

| GROUP A OFFENSES | Total # of Incidents | Total # of Clearances |
|-----------------------------------|----------------------|-----------------------|
| Larceny/Theft Offenses | 0 | 0 |
| Theft - Pocket-picking | 1 | 0 |
| Theft - Purse Snatching | 0 | 0 |
| Theft - Shoplifting | 0 | 0 |
| Theft From Building | 3 | 1 |
| Theft From Coin Machine | 0 | 0 |
| Theft From Motor Vehicle | 21 | 0 |
| Theft of Motor Vehicle Parts | 6 | 0 |
| Theft - All Other Larceny | 4 | 0 |
| Prostitution Offenses | 0 | 0 |
| Prostitution | 0 | 0 |
| Prostitution Assisting/Promoting | 0 | 0 |
| Sex Offenses, Forcible | 0 | 0 |
| Forcible Rape | 4 | 0 |
| Forcible Sodomy | 0 | 0 |
| Sexual Assault W/Object | 0 | 0 |
| Forcible Fondling | 0 | 0 |
| Sex Offenses, Non Forcible | 0 | 0 |
| Incest | 0 | 0 |
| Statutory Rape | 0 | 0 |

Reporting Agency: Collierville Police Department
 Memphis International Airport Police
 Millington Police Department
 Shelby County Sherrif's Department



Tennessee Technology Center at Dickson - 2010

| GROUP A OFFENSES | Total # of Incidents | Total # of Clearances |
|-------------------------------------|----------------------|-----------------------|
| Arson | 0 | 0 |
| Assault | 0 | 0 |
| Aggravated Assault | 0 | 0 |
| Simple Assault | 0 | 0 |
| Intimidation | 0 | 0 |
| Stalking | 0 | 0 |
| Bribery | 0 | 0 |
| Burglary | 0 | 0 |
| Counterfeiting/Forgery | 0 | 0 |
| Destruction/Damage/Vandalism | 0 | 0 |
| Drug/Narcotic Offenses | 0 | 0 |
| Drug/Narcotic Violations | 0 | 0 |
| Drug/Narcotic Equipment Violations | 0 | 0 |
| Embezzlement | 0 | 0 |
| Extortion/Blackmail | 0 | 0 |
| Fraud Offenses | 1 | 0 |
| Fraud - False Pretenses | 0 | 0 |
| Fraud - Credit Card/ATM | 1 | 0 |
| Fraud - Impersonation | 0 | 0 |
| Fraud - Welfare | 0 | 0 |
| Fraud - Wire | 0 | 0 |
| Gambling Offenses | 0 | 0 |
| Gambling - Betting/Wagering | 0 | 0 |
| Gambling - Operating/Promoting | 0 | 0 |
| Gambling - Equipment Violations | 0 | 0 |
| Gambling - Sports Tampering | 0 | 0 |
| Homicide Offenses | 0 | 0 |
| Murder | 0 | 0 |
| Negligent Manslaughter | 0 | 0 |
| Motor Vehicle Theft | 0 | 0 |
| Pornography/Obscene Material | 0 | 0 |
| Robbery | 0 | 0 |
| Stolen Property Offenses | 0 | 0 |
| Weapon Law Violations | 0 | 0 |
| Kidnaping/Abduction | 0 | 0 |

| GROUP A OFFENSES | Total # of Incidents | Total # of Clearances |
|-----------------------------------|----------------------|-----------------------|
| Larceny/Theft Offenses | 0 | 0 |
| Theft - Pocket-picking | 0 | 0 |
| Theft - Purse Snatching | 0 | 0 |
| Theft - Shoplifting | 0 | 0 |
| Theft From Building | 0 | 0 |
| Theft From Coin Machine | 0 | 0 |
| Theft From Motor Vehicle | 0 | 0 |
| Theft of Motor Vehicle Parts | 0 | 0 |
| Theft - All Other Larceny | 0 | 0 |
| Prostitution Offenses | 0 | 0 |
| Prostitution | 0 | 0 |
| Prostitution Assisting/Promoting | 0 | 0 |
| Sex Offenses, Forcible | 0 | 0 |
| Forcible Rape | 0 | 0 |
| Forcible Sodomy | 0 | 0 |
| Sexual Assault W/Object | 0 | 0 |
| Forcible Fondling | 0 | 0 |
| Sex Offenses, Non Forcible | 0 | 0 |
| Incest | 0 | 0 |
| Statutory Rape | 0 | 0 |

Reporting Agency: Dickson County Sheriff's Department



Tennessee Technology Center at Memphis - 2010

| GROUP A OFFENSES | Total # of Incidents | Total # of Clearances |
|-------------------------------------|----------------------|-----------------------|
| Arson | 1 | 0 |
| Assault | 19 | 1 |
| Aggravated Assault | 1 | 0 |
| Simple Assault | 13 | 1 |
| Intimidation | 5 | 0 |
| Stalking | 0 | 0 |
| Bribery | 0 | 0 |
| Burglary | 8 | 0 |
| Counterfeiting/Forgery | 0 | 0 |
| Destruction/Damage/Vandalism | 6 | 0 |
| Drug/Narcotic Offenses | 0 | 0 |
| Drug/Narcotic Violations | 0 | 0 |
| Drug/Narcotic Equipment Violations | 0 | 0 |
| Embezzlement | 0 | 0 |
| Extortion/Blackmail | 0 | 0 |
| Fraud Offenses | 0 | 0 |
| Fraud - False Pretenses | 0 | 0 |
| Fraud - Credit Card/ATM | 0 | 0 |
| Fraud - Impersonation | 0 | 0 |
| Fraud - Welfare | 0 | 0 |
| Fraud - Wire | 0 | 0 |
| Gambling Offenses | 0 | 0 |
| Gambling - Betting/Wagering | 0 | 0 |
| Gambling - Operating/Promoting | 0 | 0 |
| Gambling - Equipment Violations | 0 | 0 |
| Gambling - Sports Tampering | 0 | 0 |
| Homicide Offenses | 0 | 0 |
| Murder | 0 | 0 |
| Negligent Manslaughter | 0 | 0 |
| Motor Vehicle Theft | 6 | 0 |
| Pornography/Obscene Material | 0 | 0 |
| Robbery | 5 | 1 |
| Stolen Property Offenses | 0 | 0 |
| Weapon Law Violations | 0 | 0 |
| Kidnaping/Abduction | 0 | 0 |

| GROUP A OFFENSES | Total # of Incidents | Total # of Clearances |
|-----------------------------------|----------------------|-----------------------|
| Larceny/Theft Offenses | 8 | 0 |
| Theft - Pocket-picking | 0 | 0 |
| Theft - Purse Snatching | 0 | 0 |
| Theft - Shoplifting | 0 | 0 |
| Theft From Building | 2 | 0 |
| Theft From Coin Machine | 0 | 0 |
| Theft From Motor Vehicle | 5 | 0 |
| Theft of Motor Vehicle Parts | 0 | 0 |
| Theft - All Other Larceny | 1 | 0 |
| Prostitution Offenses | 0 | 0 |
| Prostitution | 0 | 0 |
| Prostitution Assisting/Promoting | 0 | 0 |
| Sex Offenses, Forcible | 0 | 0 |
| Forcible Rape | 0 | 0 |
| Forcible Sodomy | 0 | 0 |
| Sexual Assault W/Object | 0 | 0 |
| Forcible Fondling | 0 | 0 |
| Sex Offenses, Non Forcible | 0 | 0 |
| Incest | 0 | 0 |
| Statutory Rape | 0 | 0 |

Reporting Agency: Shelby County Sheriff's Department
 Memphis Police Department



Tennessee Temple University - 2010

| GROUP A OFFENSES | Total # of Incidents | Total # of Clearances |
|-------------------------------------|----------------------|-----------------------|
| Arson | 0 | 0 |
| Assault | 0 | 0 |
| Aggravated Assault | 0 | 0 |
| Simple Assault | 0 | 0 |
| Intimidation | 0 | 0 |
| Stalking | 0 | 0 |
| Bribery | 0 | 0 |
| Burglary | 0 | 0 |
| Counterfeiting/Forgery | 0 | 0 |
| Destruction/Damage/Vandalism | 0 | 0 |
| Drug/Narcotic Offenses | 0 | 0 |
| Drug/Narcotic Violations | 0 | 0 |
| Drug/Narcotic Equipment Violations | 0 | 0 |
| Embezzlement | 0 | 0 |
| Extortion/Blackmail | 0 | 0 |
| Fraud Offenses | 1 | 0 |
| Fraud - False Pretenses | 0 | 0 |
| Fraud - Credit Card/ATM | 1 | 0 |
| Fraud - Impersonation | 0 | 0 |
| Fraud - Welfare | 0 | 0 |
| Fraud - Wire | 0 | 0 |
| Gambling Offenses | 0 | 0 |
| Gambling - Betting/Wagering | 0 | 0 |
| Gambling - Operating/Promoting | 0 | 0 |
| Gambling - Equipment Violations | 0 | 0 |
| Gambling - Sports Tampering | 0 | 0 |
| Homicide Offenses | 0 | 0 |
| Murder | 0 | 0 |
| Negligent Manslaughter | 0 | 0 |
| Motor Vehicle Theft | 0 | 0 |
| Pornography/Obscene Material | 0 | 0 |
| Robbery | 0 | 0 |
| Stolen Property Offenses | 0 | 0 |
| Weapon Law Violations | 0 | 0 |
| Kidnaping/Abduction | 0 | 0 |

| GROUP A OFFENSES | Total # of Incidents | Total # of Clearances |
|-----------------------------------|----------------------|-----------------------|
| Larceny/Theft Offenses | 1 | 0 |
| Theft - Pocket-picking | 0 | 0 |
| Theft - Purse Snatching | 0 | 0 |
| Theft - Shoplifting | 0 | 0 |
| Theft From Building | 0 | 0 |
| Theft From Coin Machine | 0 | 0 |
| Theft From Motor Vehicle | 1 | 0 |
| Theft of Motor Vehicle Parts | 0 | 0 |
| Theft - All Other Larceny | 0 | 0 |
| Prostitution Offenses | 0 | 0 |
| Prostitution | 0 | 0 |
| Prostitution Assisting/Promoting | 0 | 0 |
| Sex Offenses, Forcible | 0 | 0 |
| Forcible Rape | 0 | 0 |
| Forcible Sodomy | 0 | 0 |
| Sexual Assault W/Object | 0 | 0 |
| Forcible Fondling | 0 | 0 |
| Sex Offenses, Non Forcible | 0 | 0 |
| Incest | 0 | 0 |
| Statutory Rape | 0 | 0 |

Reporting Agency: Chattanooga Police Department



Tennessee Wesleyan College - 2010

| GROUP A OFFENSES | Total # of Incidents | Total # of Clearances |
|-------------------------------------|----------------------|-----------------------|
| Arson | 0 | 0 |
| Assault | 5 | 1 |
| Aggravated Assault | 1 | 1 |
| Simple Assault | 3 | 0 |
| Intimidation | 1 | 0 |
| Stalking | 0 | 0 |
| Bribery | 0 | 0 |
| Burglary | 0 | 0 |
| Counterfeiting/Forgery | 0 | 0 |
| Destruction/Damage/Vandalism | 0 | 0 |
| Drug/Narcotic Offenses | 0 | 0 |
| Drug/Narcotic Violations | 0 | 0 |
| Drug/Narcotic Equipment Violations | 0 | 0 |
| Embezzlement | 0 | 0 |
| Extortion/Blackmail | 0 | 0 |
| Fraud Offenses | 0 | 0 |
| Fraud - False Pretenses | 0 | 0 |
| Fraud - Credit Card/ATM | 0 | 0 |
| Fraud - Impersonation | 0 | 0 |
| Fraud - Welfare | 0 | 0 |
| Fraud - Wire | 0 | 0 |
| Gambling Offenses | 0 | 0 |
| Gambling - Betting/Wagering | 0 | 0 |
| Gambling - Operating/Promoting | 0 | 0 |
| Gambling - Equipment Violations | 0 | 0 |
| Gambling - Sports Tampering | 0 | 0 |
| Homicide Offenses | 0 | 0 |
| Murder | 0 | 0 |
| Negligent Manslaughter | 0 | 0 |
| Motor Vehicle Theft | 0 | 0 |
| Pornography/Obscene Material | 0 | 0 |
| Robbery | 0 | 0 |
| Stolen Property Offenses | 0 | 0 |
| Weapon Law Violations | 0 | 0 |
| Kidnaping/Abduction | 0 | 0 |

| GROUP A OFFENSES | Total # of Incidents | Total # of Clearances |
|-----------------------------------|----------------------|-----------------------|
| Larceny/Theft Offenses | 0 | 0 |
| Theft - Pocket-picking | 0 | 0 |
| Theft - Purse Snatching | 0 | 0 |
| Theft - Shoplifting | 0 | 0 |
| Theft From Building | 0 | 0 |
| Theft From Coin Machine | 0 | 0 |
| Theft From Motor Vehicle | 0 | 0 |
| Theft of Motor Vehicle Parts | 0 | 0 |
| Theft - All Other Larceny | 0 | 0 |
| Prostitution Offenses | 0 | 0 |
| Prostitution | 0 | 0 |
| Prostitution Assisting/Promoting | 0 | 0 |
| Sex Offenses, Forcible | 0 | 0 |
| Forcible Rape | 0 | 0 |
| Forcible Sodomy | 0 | 0 |
| Sexual Assault W/Object | 0 | 0 |
| Forcible Fondling | 0 | 0 |
| Sex Offenses, Non Forcible | 0 | 0 |
| Incest | 0 | 0 |
| Statutory Rape | 0 | 0 |

Reporting Agency: Athens Police Department



University of Memphis - 2010

| GROUP A OFFENSES | Total # of Incidents | Total # of Clearances |
|-------------------------------------|----------------------|-----------------------|
| Arson | 1 | 0 |
| Assault | 207 | 37 |
| Aggravated Assault | 20 | 7 |
| Simple Assault | 129 | 28 |
| Intimidation | 47 | 2 |
| Stalking | 11 | 0 |
| Bribery | 0 | 0 |
| Burglary | 128 | 5 |
| Counterfeiting/Forgery | 2 | 0 |
| Destruction/Damage/Vandalism | 118 | 8 |
| Drug/Narcotic Offenses | 0 | 0 |
| Drug/Narcotic Violations | 0 | 0 |
| Drug/Narcotic Equipment Violations | 0 | 0 |
| Embezzlement | 0 | 0 |
| Extortion/Blackmail | 0 | 0 |
| Fraud Offenses | 30 | 0 |
| Fraud - False Pretenses | 3 | 0 |
| Fraud - Credit Card/ATM | 17 | 0 |
| Fraud - Impersonation | 10 | 0 |
| Fraud - Welfare | 0 | 0 |
| Fraud - Wire | 0 | 0 |
| Gambling Offenses | 0 | 0 |
| Gambling - Betting/Wagering | 0 | 0 |
| Gambling - Operating/Promoting | 0 | 0 |
| Gambling - Equipment Violations | 0 | 0 |
| Gambling - Sports Tampering | 0 | 0 |
| Homicide Offenses | 0 | 0 |
| Murder | 0 | 0 |
| Negligent Manslaughter | 0 | 0 |
| Motor Vehicle Theft | 22 | 2 |
| Pornography/Obscene Material | 0 | 0 |
| Robbery | 23 | 4 |
| Stolen Property Offenses | 0 | 0 |
| Weapon Law Violations | 0 | 0 |
| Kidnaping/Abduction | 1 | 0 |

| GROUP A OFFENSES | Total # of Incidents | Total # of Clearances |
|-----------------------------------|----------------------|-----------------------|
| Larceny/Theft Offenses | 232 | 9 |
| Theft - Pocket-picking | 0 | 0 |
| Theft - Purse Snatching | 1 | 0 |
| Theft - Shoplifting | 0 | 0 |
| Theft From Building | 21 | 3 |
| Theft From Coin Machine | 0 | 0 |
| Theft From Motor Vehicle | 120 | 3 |
| Theft of Motor Vehicle Parts | 50 | 1 |
| Theft - All Other Larceny | 40 | 2 |
| Prostitution Offenses | 0 | 0 |
| Prostitution | 0 | 0 |
| Prostitution Assisting/Promoting | 0 | 0 |
| Sex Offenses, Forcible | 12 | 5 |
| Forcible Rape | 8 | 3 |
| Forcible Sodomy | 1 | 1 |
| Sexual Assault W/Object | 0 | 0 |
| Forcible Fondling | 3 | 1 |
| Sex Offenses, Non Forcible | 0 | 0 |
| Incest | 0 | 0 |
| Statutory Rape | 0 | 0 |

Reporting Agency: Shelby County Sheriff's Department
 Collierville Police Department
 Memphis Police Department
 Millington Police Department



University of Tennessee at Chattanooga - 2010

| GROUP A OFFENSES | Total # of Incidents | Total # of Clearances |
|-------------------------------------|----------------------|-----------------------|
| Arson | 0 | 0 |
| Assault | 7 | 2 |
| Aggravated Assault | 0 | 0 |
| Simple Assault | 7 | 2 |
| Intimidation | 0 | 0 |
| Stalking | 0 | 0 |
| Bribery | 0 | 0 |
| Burglary | 10 | 0 |
| Counterfeiting/Forgery | 1 | 0 |
| Destruction/Damage/Vandalism | 11 | 1 |
| Drug/Narcotic Offenses | 3 | 3 |
| Drug/Narcotic Violations | 1 | 1 |
| Drug/Narcotic Equipment Violations | 2 | 2 |
| Embezzlement | 0 | 0 |
| Extortion/Blackmail | 1 | 0 |
| Fraud Offenses | 2 | 0 |
| Fraud - False Pretenses | 0 | 0 |
| Fraud - Credit Card/ATM | 1 | 0 |
| Fraud - Impersonation | 1 | 0 |
| Fraud - Welfare | 0 | 0 |
| Fraud - Wire | 0 | 0 |
| Gambling Offenses | 0 | 0 |
| Gambling - Betting/Wagering | 0 | 0 |
| Gambling - Operating/Promoting | 0 | 0 |
| Gambling - Equipment Violations | 0 | 0 |
| Gambling - Sports Tampering | 0 | 0 |
| Homicide Offenses | 0 | 0 |
| Murder | 0 | 0 |
| Negligent Manslaughter | 0 | 0 |
| Motor Vehicle Theft | 3 | 0 |
| Pornography/Obscene Material | 0 | 0 |
| Robbery | 4 | 0 |
| Stolen Property Offenses | 0 | 0 |
| Weapon Law Violations | 0 | 0 |
| Kidnaping/Abduction | 0 | 0 |

| GROUP A OFFENSES | Total # of Incidents | Total # of Clearances |
|-----------------------------------|----------------------|-----------------------|
| Larceny/Theft Offenses | 27 | 0 |
| Theft - Pocket-picking | 0 | 0 |
| Theft - Purse Snatching | 0 | 0 |
| Theft - Shoplifting | 0 | 0 |
| Theft From Building | 2 | 0 |
| Theft From Coin Machine | 0 | 0 |
| Theft From Motor Vehicle | 12 | 0 |
| Theft of Motor Vehicle Parts | 6 | 0 |
| Theft - All Other Larceny | 7 | 0 |
| Prostitution Offenses | 0 | 0 |
| Prostitution | 0 | 0 |
| Prostitution Assisting/Promoting | 0 | 0 |
| Sex Offenses, Forcible | 0 | 0 |
| Forcible Rape | 0 | 0 |
| Forcible Sodomy | 0 | 0 |
| Sexual Assault W/Object | 0 | 0 |
| Forcible Fondling | 0 | 0 |
| Sex Offenses, Non Forcible | 0 | 0 |
| Incest | 0 | 0 |
| Statutory Rape | 0 | 0 |

Reporting Agency: Chattanooga Police Department
 University of Tennessee at Chattanooga



University of Tennessee at Martin - 2010

| GROUP A OFFENSES | Total # of Incidents | Total # of Clearances |
|-------------------------------------|----------------------|-----------------------|
| Arson | 0 | 0 |
| Assault | 1 | 0 |
| Aggravated Assault | 0 | 0 |
| Simple Assault | 1 | 0 |
| Intimidation | 0 | 0 |
| Stalking | 0 | 0 |
| Bribery | 0 | 0 |
| Burglary | 0 | 0 |
| Counterfeiting/Forgery | 0 | 0 |
| Destruction/Damage/Vandalism | 0 | 0 |
| Drug/Narcotic Offenses | 0 | 0 |
| Drug/Narcotic Violations | 0 | 0 |
| Drug/Narcotic Equipment Violations | 0 | 0 |
| Embezzlement | 0 | 0 |
| Extortion/Blackmail | 0 | 0 |
| Fraud Offenses | 0 | 0 |
| Fraud - False Pretenses | 0 | 0 |
| Fraud - Credit Card/ATM | 0 | 0 |
| Fraud - Impersonation | 0 | 0 |
| Fraud - Welfare | 0 | 0 |
| Fraud - Wire | 0 | 0 |
| Gambling Offenses | 0 | 0 |
| Gambling - Betting/Wagering | 0 | 0 |
| Gambling - Operating/Promoting | 0 | 0 |
| Gambling - Equipment Violations | 0 | 0 |
| Gambling - Sports Tampering | 0 | 0 |
| Homicide Offenses | 0 | 0 |
| Murder | 0 | 0 |
| Negligent Manslaughter | 0 | 0 |
| Motor Vehicle Theft | 0 | 0 |
| Pornography/Obscene Material | 0 | 0 |
| Robbery | 0 | 0 |
| Stolen Property Offenses | 0 | 0 |
| Weapon Law Violations | 0 | 0 |
| Kidnaping/Abduction | 0 | 0 |

| GROUP A OFFENSES | Total # of Incidents | Total # of Clearances |
|-----------------------------------|----------------------|-----------------------|
| Larceny/Theft Offenses | 0 | 0 |
| Theft - Pocket-picking | 0 | 0 |
| Theft - Purse Snatching | 0 | 0 |
| Theft - Shoplifting | 0 | 0 |
| Theft From Building | 0 | 0 |
| Theft From Coin Machine | 0 | 0 |
| Theft From Motor Vehicle | 0 | 0 |
| Theft of Motor Vehicle Parts | 0 | 0 |
| Theft - All Other Larceny | 0 | 0 |
| Prostitution Offenses | 0 | 0 |
| Prostitution | 0 | 0 |
| Prostitution Assisting/Promoting | 0 | 0 |
| Sex Offenses, Forcible | 0 | 0 |
| Forcible Rape | 0 | 0 |
| Forcible Sodomy | 0 | 0 |
| Sexual Assault W/Object | 0 | 0 |
| Forcible Fondling | 0 | 0 |
| Sex Offenses, Non Forcible | 0 | 0 |
| Incest | 0 | 0 |
| Statutory Rape | 0 | 0 |

Reporting Agency: Martin Police Department



Crimes Against College Students as Reported by Local Agencies
University of Tennessee Health Sciences Center - 2010

| GROUP A OFFENSES | Total # of Incidents | Total # of Clearances |
|-------------------------------------|----------------------|-----------------------|
| Arson | 0 | 0 |
| Assault | 13 | 3 |
| Aggravated Assault | 2 | 2 |
| Simple Assault | 6 | 1 |
| Intimidation | 5 | 0 |
| Stalking | 0 | 0 |
| Bribery | 0 | 0 |
| Burglary | 14 | 0 |
| Counterfeiting/Forgery | 0 | 0 |
| Destruction/Damage/Vandalism | 11 | 0 |
| Drug/Narcotic Offenses | 0 | 0 |
| Drug/Narcotic Violations | 0 | 0 |
| Drug/Narcotic Equipment Violations | 0 | 0 |
| Embezzlement | 0 | 0 |
| Extortion/Blackmail | 0 | 0 |
| Fraud Offenses | 1 | 0 |
| Fraud - False Pretenses | 0 | 0 |
| Fraud - Credit Card/ATM | 1 | 0 |
| Fraud - Impersonation | 0 | 0 |
| Fraud - Welfare | 0 | 0 |
| Fraud - Wire | 0 | 0 |
| Gambling Offenses | 0 | 0 |
| Gambling - Betting/Wagering | 0 | 0 |
| Gambling - Operating/Promoting | 0 | 0 |
| Gambling - Equipment Violations | 0 | 0 |
| Gambling - Sports Tampering | 0 | 0 |
| Homicide Offenses | 0 | 0 |
| Murder | 0 | 0 |
| Negligent Manslaughter | 0 | 0 |
| Motor Vehicle Theft | 1 | 0 |
| Pornography/Obscene Material | 0 | 0 |
| Robbery | 3 | 0 |
| Stolen Property Offenses | 0 | 0 |
| Weapon Law Violations | 0 | 0 |
| Kidnaping/Abduction | 0 | 0 |

| GROUP A OFFENSES | Total # of Incidents | Total # of Clearances |
|-----------------------------------|----------------------|-----------------------|
| Larceny/Theft Offenses | 27 | 3 |
| Theft - Pocket-picking | 0 | 0 |
| Theft - Purse Snatching | 0 | 0 |
| Theft - Shoplifting | 0 | 0 |
| Theft From Building | 1 | 0 |
| Theft From Coin Machine | 0 | 0 |
| Theft From Motor Vehicle | 14 | 2 |
| Theft of Motor Vehicle Parts | 7 | 1 |
| Theft - All Other Larceny | 5 | 0 |
| Prostitution Offenses | 0 | 0 |
| Prostitution | 0 | 0 |
| Prostitution Assisting/Promoting | 0 | 0 |
| Sex Offenses, Forcible | 0 | 0 |
| Forcible Rape | 0 | 0 |
| Forcible Sodomy | 0 | 0 |
| Sexual Assault W/Object | 0 | 0 |
| Forcible Fondling | 0 | 0 |
| Sex Offenses, Non Forcible | 0 | 0 |
| Incest | 0 | 0 |
| Statutory Rape | 0 | 0 |

Reporting Agency: Shelby County Sheriff's Department
 Memphis Police Department



Victory University - 2010

| GROUP A OFFENSES | Total # of Incidents | Total # of Clearances |
|-------------------------------------|----------------------|-----------------------|
| Arson | 0 | 0 |
| Assault | 13 | 0 |
| Aggravated Assault | 0 | 0 |
| Simple Assault | 10 | 0 |
| Intimidation | 3 | 0 |
| Stalking | 0 | 0 |
| Bribery | 0 | 0 |
| Burglary | 7 | 0 |
| Counterfeiting/Forgery | 0 | 0 |
| Destruction/Damage/Vandalism | 4 | 0 |
| Drug/Narcotic Offenses | 0 | 0 |
| Drug/Narcotic Violations | 0 | 0 |
| Drug/Narcotic Equipment Violations | 0 | 0 |
| Embezzlement | 0 | 0 |
| Extortion/Blackmail | 0 | 0 |
| Fraud Offenses | 1 | 0 |
| Fraud - False Pretenses | 1 | 0 |
| Fraud - Credit Card/ATM | 0 | 0 |
| Fraud - Impersonation | 0 | 0 |
| Fraud - Welfare | 0 | 0 |
| Fraud - Wire | 0 | 0 |
| Gambling Offenses | 0 | 0 |
| Gambling - Betting/Wagering | 0 | 0 |
| Gambling - Operating/Promoting | 0 | 0 |
| Gambling - Equipment Violations | 0 | 0 |
| Gambling - Sports Tampering | 0 | 0 |
| Homicide Offenses | 0 | 0 |
| Murder | 0 | 0 |
| Negligent Manslaughter | 0 | 0 |
| Motor Vehicle Theft | 0 | 0 |
| Pornography/Obscene Material | 0 | 0 |
| Robbery | 1 | 0 |
| Stolen Property Offenses | 0 | 0 |
| Weapon Law Violations | 0 | 0 |
| Kidnaping/Abduction | 1 | 1 |

| GROUP A OFFENSES | Total # of Incidents | Total # of Clearances |
|-----------------------------------|----------------------|-----------------------|
| Larceny/Theft Offenses | 3 | 0 |
| Theft - Pocket-picking | 0 | 0 |
| Theft - Purse Snatching | 0 | 0 |
| Theft - Shoplifting | 0 | 0 |
| Theft From Building | 0 | 0 |
| Theft From Coin Machine | 0 | 0 |
| Theft From Motor Vehicle | 0 | 0 |
| Theft of Motor Vehicle Parts | 1 | 0 |
| Theft - All Other Larceny | 2 | 0 |
| Prostitution Offenses | 0 | 0 |
| Prostitution | 0 | 0 |
| Prostitution Assisting/Promoting | 0 | 0 |
| Sex Offenses, Forcible | 0 | 0 |
| Forcible Rape | 0 | 0 |
| Forcible Sodomy | 0 | 0 |
| Sexual Assault W/Object | 0 | 0 |
| Forcible Fondling | 0 | 0 |
| Sex Offenses, Non Forcible | 0 | 0 |
| Incest | 0 | 0 |
| Statutory Rape | 0 | 0 |

Reporting Agency: Shelby County Sheriff's Department
 Memphis Police Department



Volunteer State Community College - 2010

| GROUP A OFFENSES | Total # of Incidents | Total # of Clearances |
|-------------------------------------|----------------------|-----------------------|
| Arson | 0 | 0 |
| Assault | 1 | 1 |
| Aggravated Assault | 0 | 0 |
| Simple Assault | 1 | 1 |
| Intimidation | 0 | 0 |
| Stalking | 0 | 0 |
| Bribery | 0 | 0 |
| Burglary | 0 | 0 |
| Counterfeiting/Forgery | 1 | 1 |
| Destruction/Damage/Vandalism | 0 | 0 |
| Drug/Narcotic Offenses | 0 | 0 |
| Drug/Narcotic Violations | 0 | 0 |
| Drug/Narcotic Equipment Violations | 0 | 0 |
| Embezzlement | 0 | 0 |
| Extortion/Blackmail | 0 | 0 |
| Fraud Offenses | 1 | 1 |
| Fraud - False Pretenses | 1 | 1 |
| Fraud - Credit Card/ATM | 0 | 0 |
| Fraud - Impersonation | 0 | 0 |
| Fraud - Welfare | 0 | 0 |
| Fraud - Wire | 0 | 0 |
| Gambling Offenses | 0 | 0 |
| Gambling - Betting/Wagering | 0 | 0 |
| Gambling - Operating/Promoting | 0 | 0 |
| Gambling - Equipment Violations | 0 | 0 |
| Gambling - Sports Tampering | 0 | 0 |
| Homicide Offenses | 0 | 0 |
| Murder | 0 | 0 |
| Negligent Manslaughter | 0 | 0 |
| Motor Vehicle Theft | 0 | 0 |
| Pornography/Obscene Material | 0 | 0 |
| Robbery | 0 | 0 |
| Stolen Property Offenses | 0 | 0 |
| Weapon Law Violations | 0 | 0 |
| Kidnaping/Abduction | 0 | 0 |

| GROUP A OFFENSES | Total # of Incidents | Total # of Clearances |
|-----------------------------------|----------------------|-----------------------|
| Larceny/Theft Offenses | 2 | 1 |
| Theft - Pocket-picking | 0 | 0 |
| Theft - Purse Snatching | 0 | 0 |
| Theft - Shoplifting | 0 | 0 |
| Theft From Building | 2 | 1 |
| Theft From Coin Machine | 0 | 0 |
| Theft From Motor Vehicle | 0 | 0 |
| Theft of Motor Vehicle Parts | 0 | 0 |
| Theft - All Other Larceny | 0 | 0 |
| Prostitution Offenses | 0 | 0 |
| Prostitution | 0 | 0 |
| Prostitution Assisting/Promoting | 0 | 0 |
| Sex Offenses, Forcible | 0 | 0 |
| Forcible Rape | 0 | 0 |
| Forcible Sodomy | 0 | 0 |
| Sexual Assault W/Object | 0 | 0 |
| Forcible Fondling | 0 | 0 |
| Sex Offenses, Non Forcible | 0 | 0 |
| Incest | 0 | 0 |
| Statutory Rape | 0 | 0 |

Reporting Agency: Gallatin Police Department



Walters State Community College - 2010


| GROUP A OFFENSES | Total # of Incidents | Total # of Clearances |
|-------------------------------------|----------------------|-----------------------|
| Arson | 0 | 0 |
| Assault | 3 | 3 |
| Aggravated Assault | 1 | 1 |
| Simple Assault | 2 | 2 |
| Intimidation | 0 | 0 |
| Stalking | 0 | 0 |
| Bribery | 0 | 0 |
| Burglary | 1 | 0 |
| Counterfeiting/Forgery | 0 | 0 |
| Destruction/Damage/Vandalism | 4 | 2 |
| Drug/Narcotic Offenses | 0 | 0 |
| Drug/Narcotic Violations | 0 | 0 |
| Drug/Narcotic Equipment Violations | 0 | 0 |
| Embezzlement | 0 | 0 |
| Extortion/Blackmail | 0 | 0 |
| Fraud Offenses | 0 | 0 |
| Fraud - False Pretenses | 0 | 0 |
| Fraud - Credit Card/ATM | 0 | 0 |
| Fraud - Impersonation | 0 | 0 |
| Fraud - Welfare | 0 | 0 |
| Fraud - Wire | 0 | 0 |
| Gambling Offenses | 0 | 0 |
| Gambling - Betting/Wagering | 0 | 0 |
| Gambling - Operating/Promoting | 0 | 0 |
| Gambling - Equipment Violations | 0 | 0 |
| Gambling - Sports Tampering | 0 | 0 |
| Homicide Offenses | 0 | 0 |
| Murder | 0 | 0 |
| Negligent Manslaughter | 0 | 0 |
| Motor Vehicle Theft | 0 | 0 |
| Pornography/Obscene Material | 0 | 0 |
| Robbery | 0 | 0 |
| Stolen Property Offenses | 0 | 0 |
| Weapon Law Violations | 0 | 0 |
| Kidnaping/Abduction | 1 | 1 |

| GROUP A OFFENSES | Total # of Incidents | Total # of Clearances |
|-----------------------------------|----------------------|-----------------------|
| Larceny/Theft Offenses | 3 | 1 |
| Theft - Pocket-picking | 0 | 0 |
| Theft - Purse Snatching | 0 | 0 |
| Theft - Shoplifting | 0 | 0 |
| Theft From Building | 0 | 0 |
| Theft From Coin Machine | 0 | 0 |
| Theft From Motor Vehicle | 1 | 1 |
| Theft of Motor Vehicle Parts | 1 | 0 |
| Theft - All Other Larceny | 1 | 0 |
| Prostitution Offenses | 0 | 0 |
| Prostitution | 0 | 0 |
| Prostitution Assisting/Promoting | 0 | 0 |
| Sex Offenses, Forcible | 0 | 0 |
| Forcible Rape | 0 | 0 |
| Forcible Sodomy | 0 | 0 |
| Sexual Assault W/Object | 0 | 0 |
| Forcible Fondling | 0 | 0 |
| Sex Offenses, Non Forcible | 0 | 0 |
| Incest | 0 | 0 |
| Statutory Rape | 0 | 0 |

Reporting Agency: Hamblen County Sheriff's Department



Independent Reporting Colleges' Summaries



Independent Reporting College Summaries

During the 2006 General Assembly session, changes were made to T.C.A. § 49-7-2202 and 47-7-2203. The change in the law requires that any college/institution that must submit criminal statistics to the Secretary of the U.S. Department of Education under 20 U.S.C.A. 1070, *et. seq.*, will be required to submit to the Tennessee Incident Based Reporting System. The colleges/institutions listed below fall under the Higher Education Commission category of Authorized Postsecondary Institutions that are required to report to the U.S Department of Education. Data is included for those colleges that submitted reports.

Institutions Eligible to Report Crime Statistics Via Short Form

| | | |
|---|---|---|
| All Saints Bible College | Memphis Theological Seminary | Remington College - Nashville Campus |
| American Baptist College | Mid-American Baptist Theological Seminary | Richmont Graduate University - Chattanooga |
| Anthem Career College - Memphis | Middle Tennessee School of Anesthesia - Madison | South College |
| Anthem Career College - Nashville | Miller Motte Technical College - Clarksville | Strayer University - Knoxville Campus |
| Art Institute of Tennessee - Nashville | Miller-Motte Technical College - Chattanooga | Strayer University - Memphis - Shelby Oaks Campus |
| Belhaven University | Miller-Motte Technical College-Goodlettsville | Strayer University - Memphis – Thousand Oaks Campus |
| Chattanooga College Medical, Dental and Technical Careers | Nashville Auto Diesel College | Strayer University - Nashville Campus |
| ConCorde College | Nashville College of Medical Careers | TechSkills - Nashville |
| Embry-Riddle Aeronautical University - Memphis | National College of Business & Technology - Bartlett | University of Phoenix - Chattanooga |
| Fountainhead College of Technology | National College of Business & Technology - Bristol | University of Phoenix - Clarksville |
| Franklin Academy - Cleveland | National College of Business & Technology - Knoxville | University of Phoenix - Franklin |
| ITT Technical Institute -Chattanooga | National College of Business & Technology - Madison | University of Phoenix - Memphis |
| ITT Technical Institute- Cordova | National College of Business & Technology - Memphis | University of Phoenix - Murfreesboro |
| ITT Technical Institute- Nashville | National College of Business & Technology - Nashville | University of Phoenix - Nashville |
| ITT Technical Institute - Knoxville | North Central Institute | Vatterott Career College – Memphis |
| L'École Culinarie - Memphis | Nossi College of Art | Visible School – Music & Worship Arts College |
| MedVance Institute - Cookeville | O'More College of Design - Franklin | West Tennessee Business College - Jackson |
| MedVance Institute - Nashville | Remington College - Memphis Campus | |

Note: Not all institutions responded to the request from TBI for their annual crime statistics.

All Saints Bible College - Memphis 2010

| Offense | Year | On Campus Property | *Residential Facilities | Non Campus Property | Public Property | Optional Total |
|--|------|--------------------|-------------------------|---------------------|-----------------|----------------|
| Murder / Non-Negligent Manslaughter | 2010 | 0 | 0 | 0 | 0 | 0 |
| Negligent Manslaughter | 2010 | 0 | 0 | 0 | 0 | 0 |
| Sex Offenses, Forcible | 2010 | 0 | 0 | 0 | 0 | 0 |
| Sex Offenses, Non-Forcible | 2010 | 0 | 0 | 0 | 0 | 0 |
| Robbery | 2010 | 0 | 0 | 0 | 0 | 0 |
| Aggravated Assault | 2010 | 0 | 0 | 0 | 0 | 0 |
| Burglary | 2010 | 0 | 0 | 0 | 0 | 0 |
| Motor Vehicle Theft | 2010 | 0 | 0 | 0 | 0 | 0 |
| Arson | 2010 | 0 | 0 | 0 | 0 | 0 |
| Liquor Law Arrests | 2010 | 0 | 0 | 0 | 0 | 0 |
| Liquor Law Violations Referred For Disciplinary Action | 2010 | 0 | 0 | 0 | 0 | 0 |
| Drug Law Arrests | 2010 | 0 | 0 | 0 | 0 | 0 |
| Drug Law Violations Referred For Disciplinary Action | 2010 | 0 | 0 | 0 | 0 | 0 |
| Illegal Weapons Possession Arrests | 2010 | 0 | 0 | 0 | 0 | 0 |
| Illegal Weapons Possession Violations Referred For Disciplinary Action | 2010 | 0 | 0 | 0 | 0 | 0 |
| * Crime In The Residential Facilities Column Are Included In The On-Campus Category. | | | | | | |



American Baptist College - Nashville 2010

| Offense | Year | On Campus Property | *Residential Facilities | Non Campus Property | Public Property | Optional Total |
|--|------|--------------------|-------------------------|---------------------|-----------------|----------------|
| Murder / Non-Negligent Manslaughter | 2010 | 0 | 0 | 0 | 0 | 0 |
| Negligent Manslaughter | 2010 | 0 | 0 | 0 | 0 | 0 |
| Sex Offenses, Forcible | 2010 | 0 | 0 | 0 | 0 | 0 |
| Sex Offenses, Non-Forcible | 2010 | 0 | 0 | 0 | 0 | 0 |
| Robbery | 2010 | 0 | 0 | 0 | 0 | 0 |
| Aggravated Assault | 2010 | 0 | 0 | 0 | 0 | 0 |
| Burglary | 2010 | 0 | 0 | 0 | 0 | 0 |
| Motor Vehicle Theft | 2010 | 0 | 0 | 0 | 0 | 0 |
| Arson | 2010 | 0 | 0 | 0 | 0 | 0 |
| Liquor Law Arrests | 2010 | 0 | 0 | 0 | 0 | 0 |
| Liquor Law Violations Referred For Disciplinary Action | 2010 | 0 | 0 | 0 | 0 | 0 |
| Drug Law Arrests | 2010 | 0 | 0 | 0 | 0 | 0 |
| Drug Law Violations Referred For Disciplinary Action | 2010 | 0 | 0 | 0 | 0 | 0 |
| Illegal Weapons Possession Arrests | 2010 | 0 | 0 | 0 | 0 | 0 |
| Illegal Weapons Possession Violations Referred For Disciplinary Action | 2010 | 0 | 0 | 0 | 0 | 0 |

* Crime In The Residential Facilities Column Are Included In The On-Campus Category.



Anthem Career College - Memphis 2010

| Offense | Year | On Campus Property | *Residential Facilities | Non Campus Property | Public Property | Optional Total |
|---|------|--------------------|-------------------------|---------------------|-----------------|----------------|
| Murder / Non-Negligent Manslaughter | 2010 | 0 | 0 | 0 | 0 | 0 |
| Negligent Manslaughter | 2010 | 0 | 0 | 0 | 0 | 0 |
| Sex Offenses, Forcible | 2010 | 0 | 0 | 0 | 0 | 0 |
| Sex Offenses, Non-Forcible | 2010 | 0 | 0 | 0 | 0 | 0 |
| Robbery | 2010 | 0 | 0 | 0 | 0 | 0 |
| Aggravated Assault | 2010 | 0 | 0 | 0 | 0 | 0 |
| Burglary | 2010 | 0 | 0 | 0 | 0 | 0 |
| Motor Vehicle Theft | 2010 | 0 | 0 | 0 | 0 | 0 |
| Arson | 2010 | 0 | 0 | 0 | 0 | 0 |
| Liquor Law Arrests | 2010 | 0 | 0 | 0 | 0 | 0 |
| Liquor Law Violations Referred For Disciplinary Action | 2010 | 0 | 0 | 0 | 0 | 0 |
| Drug Law Arrests | 2010 | 0 | 0 | 0 | 0 | 0 |
| Drug Law Violations Referred For Disciplinary Action | 2010 | 0 | 0 | 0 | 0 | 0 |
| Illegal Weapons Possession Arrests | 2010 | 0 | 0 | 0 | 0 | 0 |
| Illegal Weapons Possession Violations Referred For Disciplinary Action | 2010 | 0 | 0 | 0 | 0 | 0 |
| * Crime In The Residential Facilities Column Are Included In The On-Campus Category. | | | | | | |



Anthem Career College - Nashville 2010

| Offense | Year | On Campus Property | *Residential Facilities | Non Campus Property | Public Property | Optional Total |
|---|------|--------------------|-------------------------|---------------------|-----------------|----------------|
| Murder / Non-Negligent Manslaughter | 2010 | 0 | 0 | 0 | 0 | 0 |
| Negligent Manslaughter | 2010 | 0 | 0 | 0 | 0 | 0 |
| Sex Offenses, Forcible | 2010 | 0 | 0 | 0 | 0 | 0 |
| Sex Offenses, Non-Forcible | 2010 | 0 | 0 | 0 | 0 | 0 |
| Robbery | 2010 | 0 | 0 | 0 | 0 | 0 |
| Aggravated Assault | 2010 | 0 | 0 | 0 | 0 | 0 |
| Burglary | 2010 | 0 | 0 | 0 | 0 | 0 |
| Motor Vehicle Theft | 2010 | 0 | 0 | 0 | 0 | 0 |
| Arson | 2010 | 0 | 0 | 0 | 0 | 0 |
| Liquor Law Arrests | 2010 | 0 | 0 | 0 | 0 | 0 |
| Liquor Law Violations Referred For Disciplinary Action | 2010 | 0 | 0 | 0 | 0 | 0 |
| Drug Law Arrests | 2010 | 0 | 0 | 0 | 0 | 0 |
| Drug Law Violations Referred For Disciplinary Action | 2010 | 0 | 0 | 0 | 0 | 0 |
| Illegal Weapons Possession Arrests | 2010 | 0 | 0 | 0 | 0 | 0 |
| Illegal Weapons Possession Violations Referred For Disciplinary Action | 2010 | 0 | 0 | 0 | 0 | 0 |
| * Crime In The Residential Facilities Column Are Included In The On-Campus Category. | | | | | | |



Art Institute of Tennessee - Nashville 2010

| Offense | Year | On Campus Property | *Residential Facilities | Non Campus Property | Public Property | Optional Total |
|--|------|--------------------|-------------------------|---------------------|-----------------|----------------|
| Murder / Non-Negligent Manslaughter | 2010 | 0 | 0 | 0 | 0 | 0 |
| Negligent Manslaughter | 2010 | 0 | 0 | 0 | 0 | 0 |
| Sex Offenses, Forcible | 2010 | 0 | 0 | 0 | 0 | 0 |
| Sex Offenses, Non-Forcible | 2010 | 0 | 0 | 0 | 0 | 0 |
| Robbery | 2010 | 0 | 0 | 0 | 0 | 0 |
| Aggravated Assault | 2010 | 0 | 0 | 0 | 0 | 0 |
| Burglary | 2010 | 0 | 0 | 0 | 0 | 0 |
| Motor Vehicle Theft | 2010 | 0 | 0 | 0 | 0 | 0 |
| Arson | 2010 | 0 | 0 | 0 | 0 | 0 |
| Liquor Law Arrests | 2010 | 0 | 0 | 0 | 0 | 0 |
| Liquor Law Violations Referred For Disciplinary Action | 2010 | 6 | 0 | 0 | 0 | 0 |
| Drug Law Arrests | 2010 | 0 | 0 | 0 | 0 | 0 |
| Drug Law Violations Referred For Disciplinary Action | 2010 | 5 | 0 | 0 | 0 | 0 |
| Illegal Weapons Possession Arrests | 2010 | 0 | 0 | 0 | 0 | 0 |
| Illegal Weapons Possession Violations Referred For Disciplinary Action | 2010 | 0 | 0 | 0 | 0 | 0 |

* Crime In The Residential Facilities Column Are Included In The On-Campus Category.



Chattanooga College Medical, Dental and Technical Careers - Chattanooga 2010

| Offense | Year | On Campus Property | *Residential Facilities | Non Campus Property | Public Property | Optional Total |
|---|-------------|---------------------------|--------------------------------|----------------------------|------------------------|-----------------------|
| Murder / Non-Negligent Manslaughter | 2010 | 0 | 0 | 0 | 0 | 0 |
| Negligent Manslaughter | 2010 | 0 | 0 | 0 | 0 | 0 |
| Sex Offenses, Forcible | 2010 | 0 | 0 | 0 | 0 | 0 |
| Sex Offenses, Non-Forcible | 2010 | 0 | 0 | 0 | 0 | 0 |
| Robbery | 2010 | 0 | 0 | 0 | 0 | 0 |
| Aggravated Assault | 2010 | 0 | 0 | 0 | 0 | 0 |
| Burglary | 2010 | 0 | 0 | 0 | 0 | 0 |
| Motor Vehicle Theft | 2010 | 0 | 0 | 0 | 0 | 0 |
| Arson | 2010 | 0 | 0 | 0 | 0 | 0 |
| Liquor Law Arrests | 2010 | 0 | 0 | 0 | 0 | 0 |
| Liquor Law Violations Referred For Disciplinary Action | 2010 | 0 | 0 | 0 | 0 | 0 |
| Drug Law Arrests | 2010 | 0 | 0 | 0 | 0 | 0 |
| Drug Law Violations Referred For Disciplinary Action | 2010 | 0 | 0 | 0 | 0 | 0 |
| Illegal Weapons Possession Arrests | 2010 | 0 | 0 | 0 | 0 | 0 |
| Illegal Weapons Possession Violations Referred For Disciplinary Action | 2010 | 0 | 0 | 0 | 0 | 0 |

*** Crime In The Residential Facilities Column Are Included In The On-Campus Category.**



ConCorde College - Memphis 2010

| Offense | Year | On Campus Property | *Residential Facilities | Non Campus Property | Public Property | Optional Total |
|--|------|--------------------|-------------------------|---------------------|-----------------|----------------|
| Murder / Non-Negligent Manslaughter | 2010 | 0 | 0 | 0 | 0 | 0 |
| Negligent Manslaughter | 2010 | 0 | 0 | 0 | 0 | 0 |
| Sex Offenses, Forcible | 2010 | 0 | 0 | 0 | 0 | 0 |
| Sex Offenses, Non-Forcible | 2010 | 0 | 0 | 0 | 0 | 0 |
| Robbery | 2010 | 0 | 0 | 0 | 0 | 0 |
| Aggravated Assault | 2010 | 0 | 0 | 0 | 0 | 0 |
| Burglary | 2010 | 0 | 0 | 0 | 0 | 0 |
| Motor Vehicle Theft | 2010 | 0 | 0 | 0 | 0 | 0 |
| Arson | 2010 | 0 | 0 | 0 | 0 | 0 |
| Liquor Law Arrests | 2010 | 0 | 0 | 0 | 0 | 0 |
| Liquor Law Violations Referred For Disciplinary Action | 2010 | 0 | 0 | 0 | 0 | 0 |
| Drug Law Arrests | 2010 | 0 | 0 | 0 | 0 | 0 |
| Drug Law Violations Referred For Disciplinary Action | 2010 | 0 | 0 | 0 | 0 | 0 |
| Illegal Weapons Possession Arrests | 2010 | 0 | 0 | 0 | 0 | 0 |
| Illegal Weapons Possession Violations Referred For Disciplinary Action | 2010 | 0 | 0 | 0 | 0 | 0 |

* Crime In The Residential Facilities Column Are Included In The On-Campus Category.



Embry-Riddle Aeronautical University - Memphis 2010

| Offense | Year | On Campus Property | *Residential Facilities | Non Campus Property | Public Property | Optional Total |
|--|------|--------------------|-------------------------|---------------------|-----------------|----------------|
| Murder / Non-Negligent Manslaughter | 2010 | 0 | 0 | 0 | 0 | 0 |
| Negligent Manslaughter | 2010 | 0 | 0 | 0 | 0 | 0 |
| Sex Offenses, Forcible | 2010 | 0 | 0 | 0 | 0 | 0 |
| Sex Offenses, Non-Forcible | 2010 | 0 | 0 | 0 | 0 | 0 |
| Robbery | 2010 | 0 | 0 | 0 | 0 | 0 |
| Aggravated Assault | 2010 | 0 | 0 | 0 | 0 | 0 |
| Burglary | 2010 | 0 | 0 | 0 | 0 | 0 |
| Motor Vehicle Theft | 2010 | 0 | 0 | 0 | 0 | 0 |
| Arson | 2010 | 0 | 0 | 0 | 0 | 0 |
| Liquor Law Arrests | 2010 | 0 | 0 | 0 | 0 | 0 |
| Liquor Law Violations Referred For Disciplinary Action | 2010 | 0 | 0 | 0 | 0 | 0 |
| Drug Law Arrests | 2010 | 0 | 0 | 0 | 0 | 0 |
| Drug Law Violations Referred For Disciplinary Action | 2010 | 0 | 0 | 0 | 0 | 0 |
| Illegal Weapons Possession Arrests | 2010 | 0 | 0 | 0 | 0 | 0 |
| Illegal Weapons Possession Violations Referred For Disciplinary Action | 2010 | 0 | 0 | 0 | 0 | 0 |

* Crime In The Residential Facilities Column Are Included In The On-Campus Category.



Fountainhead College of Technology - Knoxville 2010

| Offense | Year | On Campus Property | *Residential Facilities | Non Campus Property | Public Property | Optional Total |
|--|------|--------------------|-------------------------|---------------------|-----------------|----------------|
| Murder / Non-Negligent Manslaughter | 2010 | 0 | 0 | 0 | 0 | 0 |
| Negligent Manslaughter | 2010 | 0 | 0 | 0 | 0 | 0 |
| Sex Offenses, Forcible | 2010 | 0 | 0 | 0 | 0 | 0 |
| Sex Offenses, Non-Forcible | 2010 | 0 | 0 | 0 | 0 | 0 |
| Robbery | 2010 | 0 | 0 | 0 | 0 | 0 |
| Aggravated Assault | 2010 | 0 | 0 | 0 | 0 | 0 |
| Burglary | 2010 | 0 | 0 | 0 | 0 | 0 |
| Motor Vehicle Theft | 2010 | 0 | 0 | 0 | 0 | 0 |
| Arson | 2010 | 0 | 0 | 0 | 0 | 0 |
| Liquor Law Arrests | 2010 | 0 | 0 | 0 | 0 | 0 |
| Liquor Law Violations Referred For Disciplinary Action | 2010 | 0 | 0 | 0 | 0 | 0 |
| Drug Law Arrests | 2010 | 0 | 0 | 0 | 0 | 0 |
| Drug Law Violations Referred For Disciplinary Action | 2010 | 0 | 0 | 0 | 0 | 0 |
| Illegal Weapons Possession Arrests | 2010 | 0 | 0 | 0 | 0 | 0 |
| Illegal Weapons Possession Violations Referred For Disciplinary Action | 2010 | 0 | 0 | 0 | 0 | 0 |

*** Crime In The Residential Facilities Column Are Included In The On-Campus Category.**



Franklin Academy - Cleveland 2010

| Offense | Year | On Campus Property | *Residential Facilities | Non Campus Property | Public Property | Optional Total |
|--|------|--------------------|-------------------------|---------------------|-----------------|----------------|
| Murder / Non-Negligent Manslaughter | 2010 | 0 | 0 | 0 | 0 | 0 |
| Negligent Manslaughter | 2010 | 0 | 0 | 0 | 0 | 0 |
| Sex Offenses, Forcible | 2010 | 0 | 0 | 0 | 0 | 0 |
| Sex Offenses, Non-Forcible | 2010 | 0 | 0 | 0 | 0 | 0 |
| Robbery | 2010 | 0 | 0 | 0 | 0 | 0 |
| Aggravated Assault | 2010 | 0 | 0 | 0 | 0 | 0 |
| Burglary | 2010 | 0 | 0 | 0 | 0 | 0 |
| Motor Vehicle Theft | 2010 | 0 | 0 | 0 | 0 | 0 |
| Arson | 2010 | 0 | 0 | 0 | 0 | 0 |
| Liquor Law Arrests | 2010 | 0 | 0 | 0 | 0 | 0 |
| Liquor Law Violations Referred For Disciplinary Action | 2010 | 0 | 0 | 0 | 0 | 0 |
| Drug Law Arrests | 2010 | 0 | 0 | 0 | 0 | 0 |
| Drug Law Violations Referred For Disciplinary Action | 2010 | 0 | 0 | 0 | 0 | 0 |
| Illegal Weapons Possession Arrests | 2010 | 0 | 0 | 0 | 0 | 0 |
| Illegal Weapons Possession Violations Referred For Disciplinary Action | 2010 | 0 | 0 | 0 | 0 | 0 |
| * Crime In The Residential Facilities Column Are Included In The On-Campus Category. | | | | | | |



ITT Technical Institute - Chattanooga 2010

| Offense | Year | On Campus Property | *Residential Facilities | Non Campus Property | Public Property | Optional Total |
|--|------|--------------------|-------------------------|---------------------|-----------------|----------------|
| Murder / Non-Negligent Manslaughter | 2010 | 0 | 0 | 0 | 0 | 0 |
| Negligent Manslaughter | 2010 | 0 | 0 | 0 | 0 | 0 |
| Sex Offenses, Forcible | 2010 | 0 | 0 | 0 | 0 | 0 |
| Sex Offenses, Non-Forcible | 2010 | 0 | 0 | 0 | 0 | 0 |
| Robbery | 2010 | 0 | 0 | 0 | 0 | 0 |
| Aggravated Assault | 2010 | 0 | 0 | 0 | 0 | 0 |
| Burglary | 2010 | 0 | 0 | 0 | 0 | 0 |
| Motor Vehicle Theft | 2010 | 0 | 0 | 0 | 0 | 0 |
| Arson | 2010 | 0 | 0 | 0 | 0 | 0 |
| Liquor Law Arrests | 2010 | 0 | 0 | 0 | 0 | 0 |
| Liquor Law Violations Referred For Disciplinary Action | 2010 | 0 | 0 | 0 | 0 | 0 |
| Drug Law Arrests | 2010 | 0 | 0 | 0 | 0 | 0 |
| Drug Law Violations Referred For Disciplinary Action | 2010 | 0 | 0 | 0 | 0 | 0 |
| Illegal Weapons Possession Arrests | 2010 | 0 | 0 | 0 | 0 | 0 |
| Illegal Weapons Possession Violations Referred For Disciplinary Action | 2010 | 0 | 0 | 0 | 0 | 0 |

*** Crime In The Residential Facilities Column Are Included In The On-Campus Category.**



ITT Technical Institute - Cordova 2010

| Offense | Year | On Campus Property | *Residential Facilities | Non Campus Property | Public Property | Optional Total |
|--|------|--------------------|-------------------------|---------------------|-----------------|----------------|
| Murder / Non-Negligent Manslaughter | 2010 | 0 | 0 | 0 | 0 | 0 |
| Negligent Manslaughter | 2010 | 0 | 0 | 0 | 0 | 0 |
| Sex Offenses, Forcible | 2010 | 0 | 0 | 0 | 0 | 0 |
| Sex Offenses, Non-Forcible | 2010 | 0 | 0 | 0 | 0 | 0 |
| Robbery | 2010 | 0 | 0 | 0 | 0 | 0 |
| Aggravated Assault | 2010 | 0 | 0 | 0 | 0 | 0 |
| Burglary | 2010 | 0 | 0 | 0 | 0 | 0 |
| Motor Vehicle Theft | 2010 | 0 | 0 | 0 | 0 | 0 |
| Arson | 2010 | 0 | 0 | 0 | 0 | 0 |
| Liquor Law Arrests | 2010 | 0 | 0 | 0 | 0 | 0 |
| Liquor Law Violations Referred For Disciplinary Action | 2010 | 0 | 0 | 0 | 0 | 0 |
| Drug Law Arrests | 2010 | 0 | 0 | 0 | 0 | 0 |
| Drug Law Violations Referred For Disciplinary Action | 2010 | 0 | 0 | 0 | 0 | 0 |
| Illegal Weapons Possession Arrests | 2010 | 0 | 0 | 0 | 0 | 0 |
| Illegal Weapons Possession Violations Referred For Disciplinary Action | 2010 | 0 | 0 | 0 | 0 | 0 |

* Crime In The Residential Facilities Column Are Included In The On-Campus Category.



ITT Technical Institute - Knoxville 2010

| Offense | Year | On Campus Property | *Residential Facilities | Non Campus Property | Public Property | Optional Total |
|--|------|--------------------|-------------------------|---------------------|-----------------|----------------|
| Murder / Non-Negligent Manslaughter | 2010 | 0 | 0 | 0 | 0 | 0 |
| Negligent Manslaughter | 2010 | 0 | 0 | 0 | 0 | 0 |
| Sex Offenses, Forcible | 2010 | 0 | 0 | 0 | 0 | 0 |
| Sex Offenses, Non-Forcible | 2010 | 0 | 0 | 0 | 0 | 0 |
| Robbery | 2010 | 0 | 0 | 0 | 0 | 0 |
| Aggravated Assault | 2010 | 0 | 0 | 0 | 0 | 0 |
| Burglary | 2010 | 0 | 0 | 0 | 0 | 0 |
| Motor Vehicle Theft | 2010 | 0 | 0 | 0 | 0 | 0 |
| Arson | 2010 | 0 | 0 | 0 | 0 | 0 |
| Liquor Law Arrests | 2010 | 0 | 0 | 0 | 0 | 0 |
| Liquor Law Violations Referred For Disciplinary Action | 2010 | 0 | 0 | 0 | 0 | 0 |
| Drug Law Arrests | 2010 | 0 | 0 | 0 | 0 | 0 |
| Drug Law Violations Referred For Disciplinary Action | 2010 | 0 | 0 | 0 | 0 | 0 |
| Illegal Weapons Possession Arrests | 2010 | 0 | 0 | 0 | 0 | 0 |
| Illegal Weapons Possession Violations Referred For Disciplinary Action | 2010 | 0 | 0 | 0 | 0 | 0 |
| * Crime In The Residential Facilities Column Are Included In The On-Campus Category. | | | | | | |



ITT Technical Institute - Nashville 2010

| Offense | Year | On Campus Property | *Residential Facilities | Non Campus Property | Public Property | Optional Total |
|--|------|--------------------|-------------------------|---------------------|-----------------|----------------|
| Murder / Non-Negligent Manslaughter | 2010 | 0 | 0 | 0 | 0 | 0 |
| Negligent Manslaughter | 2010 | 0 | 0 | 0 | 0 | 0 |
| Sex Offenses, Forcible | 2010 | 0 | 0 | 0 | 0 | 0 |
| Sex Offenses, Non-Forcible | 2010 | 0 | 0 | 0 | 0 | 0 |
| Robbery | 2010 | 0 | 0 | 0 | 0 | 0 |
| Aggravated Assault | 2010 | 0 | 0 | 0 | 0 | 0 |
| Burglary | 2010 | 0 | 0 | 0 | 0 | 0 |
| Motor Vehicle Theft | 2010 | 0 | 0 | 0 | 0 | 0 |
| Arson | 2010 | 0 | 0 | 0 | 0 | 0 |
| Liquor Law Arrests | 2010 | 0 | 0 | 0 | 0 | 0 |
| Liquor Law Violations Referred For Disciplinary Action | 2010 | 0 | 0 | 0 | 0 | 0 |
| Drug Law Arrests | 2010 | 0 | 0 | 0 | 0 | 0 |
| Drug Law Violations Referred For Disciplinary Action | 2010 | 0 | 0 | 0 | 0 | 0 |
| Illegal Weapons Possession Arrests | 2010 | 0 | 0 | 0 | 0 | 0 |
| Illegal Weapons Possession Violations Referred For Disciplinary Action | 2010 | 0 | 0 | 0 | 0 | 0 |

* Crime In The Residential Facilities Column Are Included In The On-Campus Category.



L'École Culinaire - Memphis 2010

| Offense | Year | On Campus Property | *Residential Facilities | Non Campus Property | Public Property | Optional Total |
|--|------|--------------------|-------------------------|---------------------|-----------------|----------------|
| Murder / Non-Negligent Manslaughter | 2010 | 0 | 0 | 0 | 0 | 0 |
| Negligent Manslaughter | 2010 | 0 | 0 | 0 | 0 | 0 |
| Sex Offenses, Forcible | 2010 | 0 | 0 | 0 | 0 | 0 |
| Sex Offenses, Non-Forcible | 2010 | 0 | 0 | 0 | 0 | 0 |
| Robbery | 2010 | 0 | 0 | 0 | 0 | 0 |
| Aggravated Assault | 2010 | 0 | 0 | 0 | 0 | 0 |
| Burglary | 2010 | 0 | 0 | 0 | 1 | 1 |
| Motor Vehicle Theft | 2010 | 0 | 0 | 0 | 0 | 0 |
| Arson | 2010 | 0 | 0 | 0 | 0 | 0 |
| Liquor Law Arrests | 2010 | 0 | 0 | 0 | 0 | 0 |
| Liquor Law Violations Referred For Disciplinary Action | 2010 | 0 | 0 | 0 | 0 | 0 |
| Drug Law Arrests | 2010 | 0 | 0 | 0 | 0 | 0 |
| Drug Law Violations Referred For Disciplinary Action | 2010 | 0 | 0 | 0 | 0 | 0 |
| Illegal Weapons Possession Arrests | 2010 | 0 | 0 | 0 | 0 | 0 |
| Illegal Weapons Possession Violations Referred For Disciplinary Action | 2010 | 0 | 0 | 0 | 0 | 0 |

* Crime In The Residential Facilities Column Are Included In The On-Campus Category.



MedVance Institute - Cookeville 2010

| Offense | Year | On Campus Property | *Residential Facilities | Non Campus Property | Public Property | Optional Total |
|--|------|--------------------|-------------------------|---------------------|-----------------|----------------|
| Murder / Non-Negligent Manslaughter | 2010 | 0 | 0 | 0 | 0 | 0 |
| Negligent Manslaughter | 2010 | 0 | 0 | 0 | 0 | 0 |
| Sex Offenses, Forcible | 2010 | 0 | 0 | 0 | 0 | 0 |
| Sex Offenses, Non-Forcible | 2010 | 0 | 0 | 0 | 0 | 0 |
| Robbery | 2010 | 0 | 0 | 0 | 0 | 0 |
| Aggravated Assault | 2010 | 0 | 0 | 0 | 0 | 0 |
| Burglary | 2010 | 0 | 0 | 0 | 0 | 0 |
| Motor Vehicle Theft | 2010 | 0 | 0 | 0 | 0 | 0 |
| Arson | 2010 | 0 | 0 | 0 | 0 | 0 |
| Liquor Law Arrests | 2010 | 0 | 0 | 0 | 0 | 0 |
| Liquor Law Violations Referred For Disciplinary Action | 2010 | 0 | 0 | 0 | 0 | 0 |
| Drug Law Arrests | 2010 | 0 | 0 | 0 | 0 | 0 |
| Drug Law Violations Referred For Disciplinary Action | 2010 | 0 | 0 | 0 | 0 | 0 |
| Illegal Weapons Possession Arrests | 2010 | 0 | 0 | 0 | 0 | 0 |
| Illegal Weapons Possession Violations Referred For Disciplinary Action | 2010 | 0 | 0 | 0 | 0 | 0 |

* Crime In The Residential Facilities Column Are Included In The On-Campus Category.



Memphis Theological Seminary - Memphis 2010

| Offense | Year | On Campus Property | *Residential Facilities | Non Campus Property | Public Property | Optional Total |
|--|------|--------------------|-------------------------|---------------------|-----------------|----------------|
| Murder / Non-Negligent Manslaughter | 2010 | 0 | 0 | 0 | 0 | 0 |
| Negligent Manslaughter | 2010 | 0 | 0 | 0 | 0 | 0 |
| Sex Offenses, Forcible | 2010 | 0 | 0 | 0 | 0 | 0 |
| Sex Offenses, Non-Forcible | 2010 | 0 | 0 | 0 | 0 | 0 |
| Robbery | 2010 | 0 | 0 | 0 | 0 | 0 |
| Aggravated Assault | 2010 | 0 | 0 | 0 | 0 | 0 |
| Burglary | 2010 | 0 | 0 | 0 | 0 | 0 |
| Motor Vehicle Theft | 2010 | 0 | 0 | 0 | 0 | 0 |
| Arson | 2010 | 0 | 0 | 0 | 0 | 0 |
| Liquor Law Arrests | 2010 | 0 | 0 | 0 | 0 | 0 |
| Liquor Law Violations Referred For Disciplinary Action | 2010 | 0 | 0 | 0 | 0 | 0 |
| Drug Law Arrests | 2010 | 0 | 0 | 0 | 0 | 0 |
| Drug Law Violations Referred For Disciplinary Action | 2010 | 0 | 0 | 0 | 0 | 0 |
| Illegal Weapons Possession Arrests | 2010 | 0 | 0 | 0 | 0 | 0 |
| Illegal Weapons Possession Violations Referred For Disciplinary Action | 2010 | 0 | 0 | 0 | 0 | 0 |

* Crime In The Residential Facilities Column Are Included In The On-Campus Category.



Mid-American Baptist Theological Seminary - Cordova 2010

| Offense | Year | On Campus Property | *Residential Facilities | Non Campus Property | Public Property | Optional Total |
|---|------|--------------------------|----------------------------|------------------------|--------------------|-------------------|
| Murder / Non-Negligent Manslaughter | 2010 | 0 | 0 | 0 | 0 | 0 |
| Negligent Manslaughter | 2010 | 0 | 0 | 0 | 0 | 0 |
| Sex Offenses, Forcible | 2010 | 0 | 0 | 0 | 0 | 0 |
| Sex Offenses, Non-Forcible | 2010 | 0 | 0 | 0 | 0 | 0 |
| Robbery | 2010 | 0 | 0 | 0 | 0 | 0 |
| Aggravated Assault | 2010 | 0 | 0 | 0 | 0 | 0 |
| Burglary | 2010 | 0 | 0 | 0 | 0 | 0 |
| Motor Vehicle Theft | 2010 | 0 | 0 | 0 | 0 | 0 |
| Arson | 2010 | 0 | 0 | 0 | 0 | 0 |
| Liquor Law Arrests | 2010 | 0 | 0 | 0 | 0 | 0 |
| Liquor Law Violations Referred For Disciplinary Action | 2010 | 0 | 0 | 0 | 0 | 0 |
| Drug Law Arrests | 2010 | 0 | 0 | 0 | 0 | 0 |
| Drug Law Violations Referred For Disciplinary Action | 2010 | 0 | 0 | 0 | 0 | 0 |
| Illegal Weapons Possession Arrests | 2010 | 0 | 0 | 0 | 0 | 0 |
| Illegal Weapons Possession Violations Referred For Disciplinary Action | 2010 | 0 | 0 | 0 | 0 | 0 |
| * Crime In The Residential Facilities Column Are Included In The On-Campus Category. | | | | | | |



Middle Tennessee School of Anesthesia - Madison 2010

| Offense | Year | On Campus Property | *Residential Facilities | Non Campus Property | Public Property | Optional Total |
|---|------|--------------------|-------------------------|---------------------|-----------------|----------------|
| Murder / Non-Negligent Manslaughter | 2010 | 0 | 0 | 0 | 0 | 0 |
| Negligent Manslaughter | 2010 | 0 | 0 | 0 | 0 | 0 |
| Sex Offenses, Forcible | 2010 | 0 | 0 | 0 | 0 | 0 |
| Sex Offenses, Non-Forcible | 2010 | 0 | 0 | 0 | 0 | 0 |
| Robbery | 2010 | 0 | 0 | 0 | 0 | 0 |
| Aggravated Assault | 2010 | 0 | 0 | 0 | 0 | 0 |
| Burglary | 2010 | 0 | 0 | 0 | 0 | 0 |
| Motor Vehicle Theft | 2010 | 0 | 0 | 0 | 0 | 0 |
| Arson | 2010 | 0 | 0 | 0 | 0 | 0 |
| Liquor Law Arrests | 2010 | 0 | 0 | 0 | 0 | 0 |
| Liquor Law Violations Referred For Disciplinary Action | 2010 | 0 | 0 | 0 | 0 | 0 |
| Drug Law Arrests | 2010 | 0 | 0 | 0 | 0 | 0 |
| Drug Law Violations Referred For Disciplinary Action | 2010 | 0 | 0 | 0 | 0 | 0 |
| Illegal Weapons Possession Arrests | 2010 | 0 | 0 | 0 | 0 | 0 |
| Illegal Weapons Possession Violations Referred For Disciplinary Action | 2010 | 0 | 0 | 0 | 0 | 0 |
| * Crime In The Residential Facilities Column Are Included In The On-Campus Category. | | | | | | |



Miller-Motte Technical College - Chattanooga 2010

| Offense | Year | On Campus Property | *Residential Facilities | Non Campus Property | Public Property | Optional Total |
|--|------|--------------------|-------------------------|---------------------|-----------------|----------------|
| Murder / Non-Negligent Manslaughter | 2010 | 0 | 0 | 0 | 0 | 0 |
| Negligent Manslaughter | 2010 | 0 | 0 | 0 | 0 | 0 |
| Sex Offenses, Forcible | 2010 | 0 | 0 | 0 | 0 | 0 |
| Sex Offenses, Non-Forcible | 2010 | 0 | 0 | 0 | 0 | 0 |
| Robbery | 2010 | 0 | 0 | 0 | 0 | 0 |
| Aggravated Assault | 2010 | 0 | 0 | 0 | 0 | 0 |
| Burglary | 2010 | 0 | 0 | 0 | 0 | 0 |
| Motor Vehicle Theft | 2010 | 1 | 0 | 0 | 0 | 1 |
| Arson | 2010 | 0 | 0 | 0 | 0 | 0 |
| Liquor Law Arrests | 2010 | 0 | 0 | 0 | 0 | 0 |
| Liquor Law Violations Referred For Disciplinary Action | 2010 | 0 | 0 | 0 | 0 | 0 |
| Drug Law Arrests | 2010 | 0 | 0 | 0 | 0 | 0 |
| Drug Law Violations Referred For Disciplinary Action | 2010 | 0 | 0 | 0 | 0 | 0 |
| Illegal Weapons Possession Arrests | 2010 | 0 | 0 | 0 | 0 | 0 |
| Illegal Weapons Possession Violations Referred For Disciplinary Action | 2010 | 0 | 0 | 0 | 0 | 0 |

* Crime In The Residential Facilities Column Are Included In The On-Campus Category.



Miller Motte Technical College - Clarksville 2010

| Offense | Year | On Campus Property | *Residential Facilities | Non Campus Property | Public Property | Optional Total |
|--|------|--------------------|-------------------------|---------------------|-----------------|----------------|
| Murder / Non-Negligent Manslaughter | 2010 | 0 | 0 | 0 | 0 | 0 |
| Negligent Manslaughter | 2010 | 0 | 0 | 0 | 0 | 0 |
| Sex Offenses, Forcible | 2010 | 0 | 0 | 0 | 0 | 0 |
| Sex Offenses, Non-Forcible | 2010 | 0 | 0 | 0 | 0 | 0 |
| Robbery | 2010 | 0 | 0 | 0 | 0 | 0 |
| Aggravated Assault | 2010 | 0 | 0 | 0 | 0 | 0 |
| Burglary | 2010 | 0 | 0 | 0 | 0 | 0 |
| Motor Vehicle Theft | 2010 | 0 | 0 | 0 | 0 | 0 |
| Arson | 2010 | 0 | 0 | 0 | 0 | 0 |
| Liquor Law Arrests | 2010 | 0 | 0 | 0 | 0 | 0 |
| Liquor Law Violations Referred For Disciplinary Action | 2010 | 0 | 0 | 0 | 0 | 0 |
| Drug Law Arrests | 2010 | 0 | 0 | 0 | 0 | 0 |
| Drug Law Violations Referred For Disciplinary Action | 2010 | 0 | 0 | 0 | 0 | 0 |
| Illegal Weapons Possession Arrests | 2010 | 0 | 0 | 0 | 0 | 0 |
| Illegal Weapons Possession Violations Referred For Disciplinary Action | 2010 | 0 | 0 | 0 | 0 | 0 |

* Crime In The Residential Facilities Column Are Included In The On-Campus Category.



Miller-Motte Technical College - Goodlettsville 2010

| Offense | Year | On Campus Property | *Residential Facilities | Non Campus Property | Public Property | Optional Total |
|--|------|--------------------|-------------------------|---------------------|-----------------|----------------|
| Murder / Non-Negligent Manslaughter | 2010 | 0 | 0 | 0 | 0 | 0 |
| Negligent Manslaughter | 2010 | 0 | 0 | 0 | 0 | 0 |
| Sex Offenses, Forcible | 2010 | 0 | 0 | 0 | 0 | 0 |
| Sex Offenses, Non-Forcible | 2010 | 0 | 0 | 0 | 0 | 0 |
| Robbery | 2010 | 0 | 0 | 0 | 0 | 0 |
| Aggravated Assault | 2010 | 0 | 0 | 0 | 0 | 0 |
| Burglary | 2010 | 0 | 0 | 0 | 0 | 0 |
| Motor Vehicle Theft | 2010 | 0 | 0 | 0 | 0 | 0 |
| Arson | 2010 | 0 | 0 | 0 | 0 | 0 |
| Liquor Law Arrests | 2010 | 0 | 0 | 0 | 0 | 0 |
| Liquor Law Violations Referred For Disciplinary Action | 2010 | 0 | 0 | 0 | 0 | 0 |
| Drug Law Arrests | 2010 | 0 | 0 | 0 | 0 | 0 |
| Drug Law Violations Referred For Disciplinary Action | 2010 | 0 | 0 | 0 | 0 | 0 |
| Illegal Weapons Possession Arrests | 2010 | 0 | 0 | 0 | 0 | 0 |
| Illegal Weapons Possession Violations Referred For Disciplinary Action | 2010 | 0 | 0 | 0 | 0 | 0 |

* Crime In The Residential Facilities Column Are Included In The On-Campus Category.



Nashville Auto Diesel College - Nashville 2010

| Offense | Year | On Campus Property | *Residential Facilities | Non Campus Property | Public Property | Optional Total |
|--|------|--------------------|-------------------------|---------------------|-----------------|----------------|
| Murder / Non-Negligent Manslaughter | 2010 | 0 | 0 | 0 | 0 | 0 |
| Negligent Manslaughter | 2010 | 0 | 0 | 0 | 0 | 0 |
| Sex Offenses, Forcible | 2010 | 0 | 0 | 0 | 0 | 0 |
| Sex Offenses, Non-Forcible | 2010 | 0 | 0 | 0 | 0 | 0 |
| Robbery | 2010 | 0 | 0 | 0 | 0 | 0 |
| Aggravated Assault | 2010 | 0 | 0 | 0 | 0 | 0 |
| Burglary | 2010 | 57 | 44 | 2 | 0 | 59 |
| Motor Vehicle Theft | 2010 | 3 | 0 | 1 | 0 | 4 |
| Arson | 2010 | 0 | 0 | 0 | 0 | 0 |
| Liquor Law Arrests | 2010 | 0 | 0 | 0 | 0 | 0 |
| Liquor Law Violations Referred For Disciplinary Action | 2010 | 66 | 54 | 1 | 0 | 67 |
| Drug Law Arrests | 2010 | 0 | 0 | 0 | 0 | 0 |
| Drug Law Violations Referred For Disciplinary Action | 2010 | 47 | 45 | 0 | 0 | 47 |
| Illegal Weapons Possession Arrests | 2010 | 0 | 0 | 0 | 0 | 0 |
| Illegal Weapons Possession Violations Referred For Disciplinary Action | 2010 | 0 | 0 | 0 | 0 | 0 |

* Crime In The Residential Facilities Column Are Included In The On-Campus Category.



Nashville College of Medical Careers - Madison 2010

| Offense | Year | On Campus Property | *Residential Facilities | Non Campus Property | Public Property | Optional Total |
|--|------|--------------------|-------------------------|---------------------|-----------------|----------------|
| Murder / Non-Negligent Manslaughter | 2010 | 0 | 0 | 0 | 0 | 0 |
| Negligent Manslaughter | 2010 | 0 | 0 | 0 | 0 | 0 |
| Sex Offenses, Forcible | 2010 | 0 | 0 | 0 | 0 | 0 |
| Sex Offenses, Non-Forcible | 2010 | 0 | 0 | 0 | 0 | 0 |
| Robbery | 2010 | 0 | 0 | 0 | 0 | 0 |
| Aggravated Assault | 2010 | 0 | 0 | 0 | 0 | 0 |
| Burglary | 2010 | 0 | 0 | 0 | 0 | 0 |
| Motor Vehicle Theft | 2010 | 0 | 0 | 0 | 0 | 0 |
| Arson | 2010 | 0 | 0 | 0 | 0 | 0 |
| Liquor Law Arrests | 2010 | 0 | 0 | 0 | 0 | 0 |
| Liquor Law Violations Referred For Disciplinary Action | 2010 | 0 | 0 | 0 | 0 | 0 |
| Drug Law Arrests | 2010 | 0 | 0 | 0 | 0 | 0 |
| Drug Law Violations Referred For Disciplinary Action | 2010 | 0 | 0 | 0 | 0 | 0 |
| Illegal Weapons Possession Arrests | 2010 | 0 | 0 | 0 | 0 | 0 |
| Illegal Weapons Possession Violations Referred For Disciplinary Action | 2010 | 0 | 0 | 0 | 0 | 0 |
| * Crime In The Residential Facilities Column Are Included In The On-Campus Category. | | | | | | |



National College of Business & Technology - Bartlett 2010

| Offense | Year | On Campus Property | *Residential Facilities | Non Campus Property | Public Property | Optional Total |
|---|------|--------------------------|----------------------------|------------------------|--------------------|-------------------|
| Murder / Non-Negligent Manslaughter | 2010 | 0 | 0 | 0 | 0 | 0 |
| Negligent Manslaughter | 2010 | 0 | 0 | 0 | 0 | 0 |
| Sex Offenses, Forcible | 2010 | 0 | 0 | 0 | 0 | 0 |
| Sex Offenses, Non-Forcible | 2010 | 0 | 0 | 0 | 0 | 0 |
| Robbery | 2010 | 0 | 0 | 0 | 0 | 0 |
| Aggravated Assault | 2010 | 0 | 0 | 0 | 0 | 0 |
| Burglary | 2010 | 0 | 0 | 0 | 0 | 0 |
| Motor Vehicle Theft | 2010 | 0 | 0 | 0 | 0 | 0 |
| Arson | 2010 | 0 | 0 | 0 | 0 | 0 |
| Liquor Law Arrests | 2010 | 0 | 0 | 0 | 0 | 0 |
| Liquor Law Violations Referred For Disciplinary Action | 2010 | 0 | 0 | 0 | 0 | 0 |
| Drug Law Arrests | 2010 | 0 | 0 | 0 | 0 | 0 |
| Drug Law Violations Referred For Disciplinary Action | 2010 | 0 | 0 | 0 | 0 | 0 |
| Illegal Weapons Possession Arrests | 2010 | 0 | 0 | 0 | 0 | 0 |
| Illegal Weapons Possession Violations Referred For Disciplinary Action | 2010 | 0 | 0 | 0 | 0 | 0 |
| * Crime In The Residential Facilities Column Are Included In The On-Campus Category. | | | | | | |



National College of Business & Technology - Bristol 2010

| Offense | Year | On Campus Property | *Residential Facilities | Non Campus Property | Public Property | Optional Total |
|--|------|--------------------|-------------------------|---------------------|-----------------|----------------|
| Murder / Non-Negligent Manslaughter | 2010 | 0 | 0 | 0 | 0 | 0 |
| Negligent Manslaughter | 2010 | 0 | 0 | 0 | 0 | 0 |
| Sex Offenses, Forcible | 2010 | 0 | 0 | 0 | 0 | 0 |
| Sex Offenses, Non-Forcible | 2010 | 0 | 0 | 0 | 0 | 0 |
| Robbery | 2010 | 0 | 0 | 0 | 0 | 0 |
| Aggravated Assault | 2010 | 0 | 0 | 0 | 0 | 0 |
| Burglary | 2010 | 0 | 0 | 0 | 0 | 0 |
| Motor Vehicle Theft | 2010 | 0 | 0 | 0 | 0 | 0 |
| Arson | 2010 | 0 | 0 | 0 | 0 | 0 |
| Liquor Law Arrests | 2010 | 0 | 0 | 0 | 0 | 0 |
| Liquor Law Violations Referred For Disciplinary Action | 2010 | 0 | 0 | 0 | 0 | 0 |
| Drug Law Arrests | 2010 | 0 | 0 | 0 | 0 | 0 |
| Drug Law Violations Referred For Disciplinary Action | 2010 | 0 | 0 | 0 | 0 | 0 |
| Illegal Weapons Possession Arrests | 2010 | 0 | 0 | 0 | 0 | 0 |
| Illegal Weapons Possession Violations Referred For Disciplinary Action | 2010 | 0 | 0 | 0 | 0 | 0 |

* Crime In The Residential Facilities Column Are Included In The On-Campus Category.



National College of Business & Technology - Knoxville 2010

| Offense | Year | On Campus Property | *Residential Facilities | Non Campus Property | Public Property | Optional Total |
|--|------|--------------------|-------------------------|---------------------|-----------------|----------------|
| Murder / Non-Negligent Manslaughter | 2010 | 0 | 0 | 0 | 0 | 0 |
| Negligent Manslaughter | 2010 | 0 | 0 | 0 | 0 | 0 |
| Sex Offenses, Forcible | 2010 | 0 | 0 | 0 | 0 | 0 |
| Sex Offenses, Non-Forcible | 2010 | 0 | 0 | 0 | 0 | 0 |
| Robbery | 2010 | 0 | 0 | 0 | 0 | 0 |
| Aggravated Assault | 2010 | 0 | 0 | 0 | 0 | 0 |
| Burglary | 2010 | 0 | 0 | 0 | 0 | 0 |
| Motor Vehicle Theft | 2010 | 0 | 0 | 0 | 0 | 0 |
| Arson | 2010 | 0 | 0 | 0 | 0 | 0 |
| Liquor Law Arrests | 2010 | 0 | 0 | 0 | 0 | 0 |
| Liquor Law Violations Referred For Disciplinary Action | 2010 | 0 | 0 | 0 | 0 | 0 |
| Drug Law Arrests | 2010 | 0 | 0 | 0 | 0 | 0 |
| Drug Law Violations Referred For Disciplinary Action | 2010 | 0 | 0 | 0 | 0 | 0 |
| Illegal Weapons Possession Arrests | 2010 | 0 | 0 | 0 | 0 | 0 |
| Illegal Weapons Possession Violations Referred For Disciplinary Action | 2010 | 0 | 0 | 0 | 0 | 0 |

*** Crime In The Residential Facilities Column Are Included In The On-Campus Category.**



National College of Business & Technology - Madison 2010

| Offense | Year | On Campus Property | *Residential Facilities | Non Campus Property | Public Property | Optional Total |
|---|------|--------------------|-------------------------|---------------------|-----------------|----------------|
| Murder / Non-Negligent Manslaughter | 2010 | 0 | 0 | 0 | 0 | 0 |
| Negligent Manslaughter | 2010 | 0 | 0 | 0 | 0 | 0 |
| Sex Offenses, Forcible | 2010 | 0 | 0 | 0 | 0 | 0 |
| Sex Offenses, Non-Forcible | 2010 | 0 | 0 | 0 | 0 | 0 |
| Robbery | 2010 | 0 | 0 | 0 | 0 | 0 |
| Aggravated Assault | 2010 | 0 | 0 | 0 | 0 | 0 |
| Burglary | 2010 | 0 | 0 | 0 | 0 | 0 |
| Motor Vehicle Theft | 2010 | 0 | 0 | 0 | 0 | 0 |
| Arson | 2010 | 0 | 0 | 0 | 0 | 0 |
| Liquor Law Arrests | 2010 | 0 | 0 | 0 | 0 | 0 |
| Liquor Law Violations Referred For Disciplinary Action | 2010 | 0 | 0 | 0 | 0 | 0 |
| Drug Law Arrests | 2010 | 0 | 0 | 0 | 0 | 0 |
| Drug Law Violations Referred For Disciplinary Action | 2010 | 0 | 0 | 0 | 0 | 0 |
| Illegal Weapons Possession Arrests | 2010 | 0 | 0 | 0 | 0 | 0 |
| Illegal Weapons Possession Violations Referred For Disciplinary Action | 2010 | 0 | 0 | 0 | 0 | 0 |
| * Crime In The Residential Facilities Column Are Included In The On-Campus Category. | | | | | | |



National College of Business and Technology - Memphis 2010

| Offense | Year | On Campus Property | *Residential Facilities | Non Campus Property | Public Property | Optional Total |
|---|------|--------------------|-------------------------|---------------------|-----------------|----------------|
| Murder / Non-Negligent Manslaughter | 2010 | 0 | 0 | 0 | 0 | 0 |
| Negligent Manslaughter | 2010 | 0 | 0 | 0 | 0 | 0 |
| Sex Offenses, Forcible | 2010 | 0 | 0 | 0 | 0 | 0 |
| Sex Offenses, Non-Forcible | 2010 | 0 | 0 | 0 | 0 | 0 |
| Robbery | 2010 | 0 | 0 | 0 | 0 | 0 |
| Aggravated Assault | 2010 | 0 | 0 | 0 | 0 | 0 |
| Burglary | 2010 | 0 | 0 | 0 | 0 | 0 |
| Motor Vehicle Theft | 2010 | 0 | 0 | 0 | 0 | 0 |
| Arson | 2010 | 0 | 0 | 0 | 0 | 0 |
| Liquor Law Arrests | 2010 | 0 | 0 | 0 | 0 | 0 |
| Liquor Law Violations Referred For Disciplinary Action | 2010 | 0 | 0 | 0 | 0 | 0 |
| Drug Law Arrests | 2010 | 0 | 0 | 0 | 0 | 0 |
| Drug Law Violations Referred For Disciplinary Action | 2010 | 0 | 0 | 0 | 0 | 0 |
| Illegal Weapons Possession Arrests | 2010 | 0 | 0 | 0 | 0 | 0 |
| Illegal Weapons Possession Violations Referred For Disciplinary Action | 2010 | 0 | 0 | 0 | 0 | 0 |
| * Crime In The Residential Facilities Column Are Included In The On-Campus Category. | | | | | | |



National College of Business & Technology - Nashville 2010

| Offense | Year | On Campus Property | *Residential Facilities | Non Campus Property | Public Property | Optional Total |
|--|------|--------------------|-------------------------|---------------------|-----------------|----------------|
| Murder / Non-Negligent Manslaughter | 2010 | 0 | 0 | 0 | 0 | 0 |
| Negligent Manslaughter | 2010 | 0 | 0 | 0 | 0 | 0 |
| Sex Offenses, Forcible | 2010 | 0 | 0 | 0 | 0 | 0 |
| Sex Offenses, Non-Forcible | 2010 | 0 | 0 | 0 | 0 | 0 |
| Robbery | 2010 | 0 | 0 | 0 | 0 | 0 |
| Aggravated Assault | 2010 | 0 | 0 | 0 | 0 | 0 |
| Burglary | 2010 | 0 | 0 | 0 | 0 | 0 |
| Motor Vehicle Theft | 2010 | 0 | 0 | 0 | 0 | 0 |
| Arson | 2010 | 0 | 0 | 0 | 0 | 0 |
| Liquor Law Arrests | 2010 | 0 | 0 | 0 | 0 | 0 |
| Liquor Law Violations Referred For Disciplinary Action | 2010 | 0 | 0 | 0 | 0 | 0 |
| Drug Law Arrests | 2010 | 0 | 0 | 0 | 0 | 0 |
| Drug Law Violations Referred For Disciplinary Action | 2010 | 0 | 0 | 0 | 0 | 0 |
| Illegal Weapons Possession Arrests | 2010 | 0 | 0 | 0 | 0 | 0 |
| Illegal Weapons Possession Violations Referred For Disciplinary Action | 2010 | 0 | 0 | 0 | 0 | 0 |

* Crime In The Residential Facilities Column Are Included In The On-Campus Category.



North Central Institute - Clarksville 2010

| Offense | Year | On Campus Property | *Residential Facilities | Non Campus Property | Public Property | Optional Total |
|--|------|--------------------|-------------------------|---------------------|-----------------|----------------|
| Murder / Non-Negligent Manslaughter | 2010 | 0 | 0 | 0 | 0 | 0 |
| Negligent Manslaughter | 2010 | 0 | 0 | 0 | 0 | 0 |
| Sex Offenses, Forcible | 2010 | 0 | 0 | 0 | 0 | 0 |
| Sex Offenses, Non-Forcible | 2010 | 0 | 0 | 0 | 0 | 0 |
| Robbery | 2010 | 0 | 0 | 0 | 0 | 0 |
| Aggravated Assault | 2010 | 0 | 0 | 0 | 0 | 0 |
| Burglary | 2010 | 0 | 0 | 0 | 0 | 0 |
| Motor Vehicle Theft | 2010 | 0 | 0 | 0 | 0 | 0 |
| Arson | 2010 | 0 | 0 | 0 | 0 | 0 |
| Liquor Law Arrests | 2010 | 0 | 0 | 0 | 0 | 0 |
| Liquor Law Violations Referred For Disciplinary Action | 2010 | 0 | 0 | 0 | 0 | 0 |
| Drug Law Arrests | 2010 | 0 | 0 | 0 | 0 | 0 |
| Drug Law Violations Referred For Disciplinary Action | 2010 | 0 | 0 | 0 | 0 | 0 |
| Illegal Weapons Possession Arrests | 2010 | 0 | 0 | 0 | 0 | 0 |
| Illegal Weapons Possession Violations Referred For Disciplinary Action | 2010 | 0 | 0 | 0 | 0 | 0 |
| * Crime In The Residential Facilities Column Are Included In The On-Campus Category. | | | | | | |



Nossi College of Art - Goodlettsville 2010

| Offense | Year | On Campus Property | *Residential Facilities | Non Campus Property | Public Property | Optional Total |
|--|------|--------------------|-------------------------|---------------------|-----------------|----------------|
| Murder / Non-Negligent Manslaughter | 2010 | 0 | 0 | 0 | 0 | 0 |
| Negligent Manslaughter | 2010 | 0 | 0 | 0 | 0 | 0 |
| Sex Offenses, Forcible | 2010 | 0 | 0 | 0 | 0 | 0 |
| Sex Offenses, Non-Forcible | 2010 | 0 | 0 | 0 | 0 | 0 |
| Robbery | 2010 | 0 | 0 | 0 | 0 | 0 |
| Aggravated Assault | 2010 | 0 | 0 | 0 | 0 | 0 |
| Burglary | 2010 | 0 | 0 | 0 | 0 | 0 |
| Motor Vehicle Theft | 2010 | 0 | 0 | 0 | 0 | 0 |
| Arson | 2010 | 0 | 0 | 0 | 0 | 0 |
| Liquor Law Arrests | 2010 | 0 | 0 | 0 | 0 | 0 |
| Liquor Law Violations Referred For Disciplinary Action | 2010 | 0 | 0 | 0 | 0 | 0 |
| Drug Law Arrests | 2010 | 0 | 0 | 0 | 0 | 0 |
| Drug Law Violations Referred For Disciplinary Action | 2010 | 0 | 0 | 0 | 0 | 0 |
| Illegal Weapons Possession Arrests | 2010 | 0 | 0 | 0 | 0 | 0 |
| Illegal Weapons Possession Violations Referred For Disciplinary Action | 2010 | 0 | 0 | 0 | 0 | 0 |

* Crime In The Residential Facilities Column Are Included In The On-Campus Category.



O'More College of Design - Franklin 2010

| Offense | Year | On Campus Property | *Residential Facilities | Non Campus Property | Public Property | Optional Total |
|--|------|--------------------|-------------------------|---------------------|-----------------|----------------|
| Murder / Non-Negligent Manslaughter | 2010 | 0 | 0 | 0 | 0 | 0 |
| Negligent Manslaughter | 2010 | 0 | 0 | 0 | 0 | 0 |
| Sex Offenses, Forcible | 2010 | 0 | 0 | 0 | 0 | 0 |
| Sex Offenses, Non-Forcible | 2010 | 0 | 0 | 0 | 0 | 0 |
| Robbery | 2010 | 0 | 0 | 0 | 0 | 0 |
| Aggravated Assault | 2010 | 0 | 0 | 0 | 0 | 0 |
| Burglary | 2010 | 0 | 0 | 0 | 0 | 0 |
| Motor Vehicle Theft | 2010 | 0 | 0 | 0 | 0 | 0 |
| Arson | 2010 | 0 | 0 | 0 | 0 | 0 |
| Liquor Law Arrests | 2010 | 0 | 0 | 0 | 0 | 0 |
| Liquor Law Violations Referred For Disciplinary Action | 2010 | 0 | 0 | 0 | 0 | 0 |
| Drug Law Arrests | 2010 | 0 | 0 | 0 | 0 | 0 |
| Drug Law Violations Referred For Disciplinary Action | 2010 | 0 | 0 | 0 | 0 | 0 |
| Illegal Weapons Possession Arrests | 2010 | 0 | 0 | 0 | 0 | 0 |
| Illegal Weapons Possession Violations Referred For Disciplinary Action | 2010 | 0 | 0 | 0 | 0 | 0 |

* Crime In The Residential Facilities Column Are Included In The On-Campus Category.



Remington College - Memphis 2010

| Offense | Year | On Campus Property | *Residential Facilities | Non Campus Property | Public Property | Optional Total |
|--|------|--------------------|-------------------------|---------------------|-----------------|----------------|
| Murder / Non-Negligent Manslaughter | 2010 | 0 | 0 | 0 | 0 | 0 |
| Negligent Manslaughter | 2010 | 0 | 0 | 0 | 0 | 0 |
| Sex Offenses, Forcible | 2010 | 0 | 0 | 0 | 0 | 0 |
| Sex Offenses, Non-Forcible | 2010 | 0 | 0 | 0 | 0 | 0 |
| Robbery | 2010 | 0 | 0 | 0 | 0 | 0 |
| Aggravated Assault | 2010 | 0 | 0 | 0 | 0 | 0 |
| Burglary | 2010 | 0 | 0 | 0 | 0 | 0 |
| Motor Vehicle Theft | 2010 | 1 | 0 | 0 | 0 | 1 |
| Arson | 2010 | 0 | 0 | 0 | 0 | 0 |
| Liquor Law Arrests | 2010 | 0 | 0 | 0 | 0 | 0 |
| Liquor Law Violations Referred For Disciplinary Action | 2010 | 0 | 0 | 0 | 0 | 0 |
| Drug Law Arrests | 2010 | 0 | 0 | 0 | 0 | 0 |
| Drug Law Violations Referred For Disciplinary Action | 2010 | 0 | 0 | 0 | 0 | 0 |
| Illegal Weapons Possession Arrests | 2010 | 0 | 0 | 0 | 0 | 0 |
| Illegal Weapons Possession Violations Referred For Disciplinary Action | 2010 | 0 | 0 | 0 | 0 | 0 |
| * Crime In The Residential Facilities Column Are Included In The On-Campus Category. | | | | | | |



Remington College - Nashville 2010

| Offense | Year | On Campus Property | *Residential Facilities | Non Campus Property | Public Property | Optional Total |
|--|------|--------------------|-------------------------|---------------------|-----------------|----------------|
| Murder / Non-Negligent Manslaughter | 2010 | 0 | 0 | 0 | 0 | 0 |
| Negligent Manslaughter | 2010 | 0 | 0 | 0 | 0 | 0 |
| Sex Offenses, Forcible | 2010 | 0 | 0 | 0 | 0 | 0 |
| Sex Offenses, Non-Forcible | 2010 | 0 | 0 | 0 | 0 | 0 |
| Robbery | 2010 | 0 | 0 | 0 | 0 | 0 |
| Aggravated Assault | 2010 | 0 | 0 | 0 | 0 | 0 |
| Burglary | 2010 | 0 | 0 | 0 | 0 | 0 |
| Motor Vehicle Theft | 2010 | 0 | 0 | 0 | 0 | 0 |
| Arson | 2010 | 0 | 0 | 0 | 0 | 0 |
| Liquor Law Arrests | 2010 | 0 | 0 | 0 | 0 | 0 |
| Liquor Law Violations Referred For Disciplinary Action | 2010 | 0 | 0 | 0 | 0 | 0 |
| Drug Law Arrests | 2010 | 0 | 0 | 0 | 0 | 0 |
| Drug Law Violations Referred For Disciplinary Action | 2010 | 0 | 0 | 0 | 0 | 0 |
| Illegal Weapons Possession Arrests | 2010 | 0 | 0 | 0 | 0 | 0 |
| Illegal Weapons Possession Violations Referred For Disciplinary Action | 2010 | 0 | 0 | 0 | 0 | 0 |

* Crime In The Residential Facilities Column Are Included In The On-Campus Category.



Richmont Graduate University - Chattanooga 2010

| Offense | Year | On Campus Property | *Residential Facilities | Non Campus Property | Public Property | Optional Total |
|--|------|--------------------|-------------------------|---------------------|-----------------|----------------|
| Murder / Non-Negligent Manslaughter | 2010 | 0 | 0 | 0 | 0 | 0 |
| Negligent Manslaughter | 2010 | 0 | 0 | 0 | 0 | 0 |
| Sex Offenses, Forcible | 2010 | 0 | 0 | 0 | 0 | 0 |
| Sex Offenses, Non-Forcible | 2010 | 0 | 0 | 0 | 0 | 0 |
| Robbery | 2010 | 0 | 0 | 0 | 0 | 0 |
| Aggravated Assault | 2010 | 0 | 0 | 0 | 0 | 0 |
| Burglary | 2010 | 3 | 3 | 0 | 0 | 3 |
| Motor Vehicle Theft | 2010 | 0 | 0 | 0 | 0 | 0 |
| Arson | 2010 | 0 | 0 | 0 | 0 | 0 |
| Liquor Law Arrests | 2010 | 0 | 0 | 0 | 0 | 0 |
| Liquor Law Violations Referred For Disciplinary Action | 2010 | 0 | 0 | 0 | 0 | 0 |
| Drug Law Arrests | 2010 | 0 | 0 | 0 | 0 | 0 |
| Drug Law Violations Referred For Disciplinary Action | 2010 | 0 | 0 | 0 | 0 | 0 |
| Illegal Weapons Possession Arrests | 2010 | 0 | 0 | 0 | 0 | 0 |
| Illegal Weapons Possession Violations Referred For Disciplinary Action | 2010 | 0 | 0 | 0 | 0 | 0 |

*** Crime In The Residential Facilities Column Are Included In The On-Campus Category.**



South College - Knoxville 2010

| Offense | Year | On Campus Property | *Residential Facilities | Non Campus Property | Public Property | Optional Total |
|--|------|--------------------|-------------------------|---------------------|-----------------|----------------|
| Murder / Non-Negligent Manslaughter | 2010 | 0 | 0 | 0 | 0 | 0 |
| Negligent Manslaughter | 2010 | 0 | 0 | 0 | 0 | 0 |
| Sex Offenses, Forcible | 2010 | 0 | 0 | 0 | 0 | 0 |
| Sex Offenses, Non-Forcible | 2010 | 0 | 0 | 0 | 0 | 0 |
| Robbery | 2010 | 0 | 0 | 0 | 0 | 0 |
| Aggravated Assault | 2010 | 0 | 0 | 0 | 0 | 0 |
| Burglary | 2010 | 0 | 0 | 0 | 0 | 0 |
| Motor Vehicle Theft | 2010 | 0 | 0 | 0 | 0 | 0 |
| Arson | 2010 | 0 | 0 | 0 | 0 | 0 |
| Liquor Law Arrests | 2010 | 0 | 0 | 0 | 0 | 0 |
| Liquor Law Violations Referred For Disciplinary Action | 2010 | 0 | 0 | 0 | 0 | 0 |
| Drug Law Arrests | 2010 | 0 | 0 | 0 | 0 | 0 |
| Drug Law Violations Referred For Disciplinary Action | 2010 | 0 | 0 | 0 | 0 | 0 |
| Illegal Weapons Possession Arrests | 2010 | 0 | 0 | 0 | 0 | 0 |
| Illegal Weapons Possession Violations Referred For Disciplinary Action | 2010 | 0 | 0 | 0 | 0 | 0 |
| * Crime In The Residential Facilities Column Are Included In The On-Campus Category. | | | | | | |



Strayer University - Knoxville Campus - Knoxville 2010

| Offense | Year | On Campus Property | *Residential Facilities | Non Campus Property | Public Property | Optional Total |
|--|------|--------------------|-------------------------|---------------------|-----------------|----------------|
| Murder / Non-Negligent Manslaughter | 2010 | 0 | 0 | 0 | 0 | 0 |
| Negligent Manslaughter | 2010 | 0 | 0 | 0 | 0 | 0 |
| Sex Offenses, Forcible | 2010 | 0 | 0 | 0 | 0 | 0 |
| Sex Offenses, Non-Forcible | 2010 | 0 | 0 | 0 | 0 | 0 |
| Robbery | 2010 | 0 | 0 | 0 | 0 | 0 |
| Aggravated Assault | 2010 | 0 | 0 | 0 | 0 | 0 |
| Burglary | 2010 | 0 | 0 | 0 | 0 | 0 |
| Motor Vehicle Theft | 2010 | 0 | 0 | 0 | 0 | 0 |
| Arson | 2010 | 0 | 0 | 0 | 0 | 0 |
| Liquor Law Arrests | 2010 | 0 | 0 | 0 | 0 | 0 |
| Liquor Law Violations Referred For Disciplinary Action | 2010 | 0 | 0 | 0 | 0 | 0 |
| Drug Law Arrests | 2010 | 0 | 0 | 0 | 0 | 0 |
| Drug Law Violations Referred For Disciplinary Action | 2010 | 0 | 0 | 0 | 0 | 0 |
| Illegal Weapons Possession Arrests | 2010 | 0 | 0 | 0 | 0 | 0 |
| Illegal Weapons Possession Violations Referred For Disciplinary Action | 2010 | 0 | 0 | 0 | 0 | 0 |

* Crime In The Residential Facilities Column Are Included In The On-Campus Category.



Strayer University - Nashville 2010

| Offense | Year | On Campus Property | *Residential Facilities | Non Campus Property | Public Property | Optional Total |
|--|------|--------------------|-------------------------|---------------------|-----------------|----------------|
| Murder / Non-Negligent Manslaughter | 2010 | 0 | 0 | 0 | 0 | 0 |
| Negligent Manslaughter | 2010 | 0 | 0 | 0 | 0 | 0 |
| Sex Offenses, Forcible | 2010 | 0 | 0 | 0 | 0 | 0 |
| Sex Offenses, Non-Forcible | 2010 | 0 | 0 | 0 | 0 | 0 |
| Robbery | 2010 | 0 | 0 | 0 | 0 | 0 |
| Aggravated Assault | 2010 | 0 | 0 | 0 | 0 | 0 |
| Burglary | 2010 | 2 | 0 | 0 | 0 | 2 |
| Motor Vehicle Theft | 2010 | 0 | 0 | 0 | 0 | 0 |
| Arson | 2010 | 0 | 0 | 0 | 0 | 0 |
| Liquor Law Arrests | 2010 | 0 | 0 | 0 | 0 | 0 |
| Liquor Law Violations Referred For Disciplinary Action | 2010 | 0 | 0 | 0 | 0 | 0 |
| Drug Law Arrests | 2010 | 0 | 0 | 0 | 0 | 0 |
| Drug Law Violations Referred For Disciplinary Action | 2010 | 0 | 0 | 0 | 0 | 0 |
| Illegal Weapons Possession Arrests | 2010 | 0 | 0 | 0 | 0 | 0 |
| Illegal Weapons Possession Violations Referred For Disciplinary Action | 2010 | 0 | 0 | 0 | 0 | 0 |
| * Crime In The Residential Facilities Column Are Included In The On-Campus Category. | | | | | | |



Strayer University - Shelby Oaks Campus - Memphis 2010

| Offense | Year | On Campus Property | *Residential Facilities | Non Campus Property | Public Property | Optional Total |
|---|------|--------------------|-------------------------|---------------------|-----------------|----------------|
| Murder / Non-Negligent Manslaughter | 2010 | 0 | 0 | 0 | 0 | 0 |
| Negligent Manslaughter | 2010 | 0 | 0 | 0 | 0 | 0 |
| Sex Offenses, Forcible | 2010 | 0 | 0 | 0 | 0 | 0 |
| Sex Offenses, Non-Forcible | 2010 | 0 | 0 | 0 | 0 | 0 |
| Robbery | 2010 | 0 | 0 | 0 | 0 | 0 |
| Aggravated Assault | 2010 | 0 | 0 | 0 | 0 | 0 |
| Burglary | 2010 | 0 | 0 | 0 | 0 | 0 |
| Motor Vehicle Theft | 2010 | 0 | 0 | 0 | 0 | 0 |
| Arson | 2010 | 0 | 0 | 0 | 0 | 0 |
| Liquor Law Arrests | 2010 | 0 | 0 | 0 | 0 | 0 |
| Liquor Law Violations Referred For Disciplinary Action | 2010 | 0 | 0 | 0 | 0 | 0 |
| Drug Law Arrests | 2010 | 0 | 0 | 0 | 0 | 0 |
| Drug Law Violations Referred For Disciplinary Action | 2010 | 0 | 0 | 0 | 0 | 0 |
| Illegal Weapons Possession Arrests | 2010 | 0 | 0 | 0 | 0 | 0 |
| Illegal Weapons Possession Violations Referred For Disciplinary Action | 2010 | 0 | 0 | 0 | 0 | 0 |

*** Crime In The Residential Facilities Column Are Included In The On-Campus Category.**



Strayer University - Thousand Oaks Campus - Memphis 2010

| Offense | Year | On Campus Property | *Residential Facilities | Non Campus Property | Public Property | Optional Total |
|---|------|--------------------|-------------------------|---------------------|-----------------|----------------|
| Murder / Non-Negligent Manslaughter | 2010 | 0 | 0 | 0 | 0 | 0 |
| Negligent Manslaughter | 2010 | 0 | 0 | 0 | 0 | 0 |
| Sex Offenses, Forcible | 2010 | 0 | 0 | 0 | 0 | 0 |
| Sex Offenses, Non-Forcible | 2010 | 0 | 0 | 0 | 0 | 0 |
| Robbery | 2010 | 0 | 0 | 0 | 0 | 0 |
| Aggravated Assault | 2010 | 0 | 0 | 0 | 0 | 0 |
| Burglary | 2010 | 2 | 0 | 0 | 0 | 2 |
| Motor Vehicle Theft | 2010 | 0 | 0 | 0 | 0 | 0 |
| Arson | 2010 | 0 | 0 | 0 | 0 | 0 |
| Liquor Law Arrests | 2010 | 0 | 0 | 0 | 0 | 0 |
| Liquor Law Violations Referred For Disciplinary Action | 2010 | 0 | 0 | 0 | 0 | 0 |
| Drug Law Arrests | 2010 | 0 | 0 | 0 | 0 | 0 |
| Drug Law Violations Referred For Disciplinary Action | 2010 | 0 | 0 | 0 | 0 | 0 |
| Illegal Weapons Possession Arrests | 2010 | 0 | 0 | 0 | 0 | 0 |
| Illegal Weapons Possession Violations Referred For Disciplinary Action | 2010 | 0 | 0 | 0 | 0 | 0 |

* Crime In The Residential Facilities Column Are Included In The On-Campus Category.



TechSkills - Nashville 2010

| Offense | Year | On Campus Property | *Residential Facilities | Non Campus Property | Public Property | Optional Total |
|--|------|--------------------|-------------------------|---------------------|-----------------|----------------|
| Murder / Non-Negligent Manslaughter | 2010 | 0 | 0 | 0 | 0 | 0 |
| Negligent Manslaughter | 2010 | 0 | 0 | 0 | 0 | 0 |
| Sex Offenses, Forcible | 2010 | 0 | 0 | 0 | 0 | 0 |
| Sex Offenses, Non-Forcible | 2010 | 0 | 0 | 0 | 0 | 0 |
| Robbery | 2010 | 0 | 0 | 0 | 0 | 0 |
| Aggravated Assault | 2010 | 0 | 0 | 0 | 0 | 0 |
| Burglary | 2010 | 0 | 0 | 0 | 0 | 0 |
| Motor Vehicle Theft | 2010 | 0 | 0 | 0 | 0 | 0 |
| Arson | 2010 | 0 | 0 | 0 | 0 | 0 |
| Liquor Law Arrests | 2010 | 0 | 0 | 0 | 0 | 0 |
| Liquor Law Violations Referred For Disciplinary Action | 2010 | 0 | 0 | 0 | 0 | 0 |
| Drug Law Arrests | 2010 | 0 | 0 | 0 | 0 | 0 |
| Drug Law Violations Referred For Disciplinary Action | 2010 | 0 | 0 | 0 | 0 | 0 |
| Illegal Weapons Possession Arrests | 2010 | 0 | 0 | 0 | 0 | 0 |
| Illegal Weapons Possession Violations Referred For Disciplinary Action | 2010 | 0 | 0 | 0 | 0 | 0 |
| * Crime In The Residential Facilities Column Are Included In The On-Campus Category. | | | | | | |



University of Phoenix - Chattanooga 2010

| Offense | Year | On Campus Property | *Residential Facilities | Non Campus Property | Public Property | Optional Total |
|--|------|--------------------|-------------------------|---------------------|-----------------|----------------|
| Murder / Non-Negligent Manslaughter | 2010 | 0 | 0 | 0 | 0 | 0 |
| Negligent Manslaughter | 2010 | 0 | 0 | 0 | 0 | 0 |
| Sex Offenses, Forcible | 2010 | 0 | 0 | 0 | 0 | 0 |
| Sex Offenses, Non-Forcible | 2010 | 0 | 0 | 0 | 0 | 0 |
| Robbery | 2010 | 0 | 0 | 0 | 0 | 0 |
| Aggravated Assault | 2010 | 0 | 0 | 0 | 0 | 0 |
| Burglary | 2010 | 0 | 0 | 0 | 0 | 0 |
| Motor Vehicle Theft | 2010 | 0 | 0 | 0 | 0 | 0 |
| Arson | 2010 | 0 | 0 | 0 | 0 | 0 |
| Liquor Law Arrests | 2010 | 0 | 0 | 0 | 0 | 0 |
| Liquor Law Violations Referred For Disciplinary Action | 2010 | 0 | 0 | 0 | 0 | 0 |
| Drug Law Arrests | 2010 | 0 | 0 | 0 | 0 | 0 |
| Drug Law Violations Referred For Disciplinary Action | 2010 | 0 | 0 | 0 | 0 | 0 |
| Illegal Weapons Possession Arrests | 2010 | 0 | 0 | 0 | 0 | 0 |
| Illegal Weapons Possession Violations Referred For Disciplinary Action | 2010 | 0 | 0 | 0 | 0 | 0 |
| * Crime In The Residential Facilities Column Are Included In The On-Campus Category. | | | | | | |



University of Phoenix – Clarksville 2010

| Offense | Year | On Campus Property | *Residential Facilities | Non Campus Property | Public Property | Optional Total |
|--|------|--------------------|-------------------------|---------------------|-----------------|----------------|
| Murder / Non-Negligent Manslaughter | 2010 | 0 | 0 | 0 | 0 | 0 |
| Negligent Manslaughter | 2010 | 0 | 0 | 0 | 0 | 0 |
| Sex Offenses, Forcible | 2010 | 0 | 0 | 0 | 0 | 0 |
| Sex Offenses, Non-Forcible | 2010 | 0 | 0 | 0 | 0 | 0 |
| Robbery | 2010 | 0 | 0 | 0 | 0 | 0 |
| Aggravated Assault | 2010 | 0 | 0 | 0 | 0 | 0 |
| Burglary | 2010 | 0 | 0 | 0 | 0 | 0 |
| Motor Vehicle Theft | 2010 | 0 | 0 | 0 | 0 | 0 |
| Arson | 2010 | 0 | 0 | 0 | 0 | 0 |
| Liquor Law Arrests | 2010 | 0 | 0 | 0 | 0 | 0 |
| Liquor Law Violations Referred For Disciplinary Action | 2010 | 0 | 0 | 0 | 0 | 0 |
| Drug Law Arrests | 2010 | 0 | 0 | 0 | 0 | 0 |
| Drug Law Violations Referred For Disciplinary Action | 2010 | 0 | 0 | 0 | 0 | 0 |
| Illegal Weapons Possession Arrests | 2010 | 0 | 0 | 0 | 0 | 0 |
| Illegal Weapons Possession Violations Referred For Disciplinary Action | 2010 | 0 | 0 | 0 | 0 | 0 |

* Crime In The Residential Facilities Column Are Included In The On-Campus Category.



University of Phoenix - Franklin 2010

| Offense | Year | On Campus Property | *Residential Facilities | Non Campus Property | Public Property | Optional Total |
|--|------|--------------------|-------------------------|---------------------|-----------------|----------------|
| Murder / Non-Negligent Manslaughter | 2010 | 0 | 0 | 0 | 0 | 0 |
| Negligent Manslaughter | 2010 | 0 | 0 | 0 | 0 | 0 |
| Sex Offenses, Forcible | 2010 | 0 | 0 | 0 | 0 | 0 |
| Sex Offenses, Non-Forcible | 2010 | 0 | 0 | 0 | 0 | 0 |
| Robbery | 2010 | 0 | 0 | 0 | 0 | 0 |
| Aggravated Assault | 2010 | 0 | 0 | 0 | 0 | 0 |
| Burglary | 2010 | 0 | 0 | 0 | 0 | 0 |
| Motor Vehicle Theft | 2010 | 0 | 0 | 0 | 0 | 0 |
| Arson | 2010 | 0 | 0 | 0 | 0 | 0 |
| Liquor Law Arrests | 2010 | 0 | 0 | 0 | 0 | 0 |
| Liquor Law Violations Referred For Disciplinary Action | 2010 | 0 | 0 | 0 | 0 | 0 |
| Drug Law Arrests | 2010 | 0 | 0 | 0 | 0 | 0 |
| Drug Law Violations Referred For Disciplinary Action | 2010 | 0 | 0 | 0 | 0 | 0 |
| Illegal Weapons Possession Arrests | 2010 | 0 | 0 | 0 | 0 | 0 |
| Illegal Weapons Possession Violations Referred For Disciplinary Action | 2010 | 0 | 0 | 0 | 0 | 0 |
| * Crime In The Residential Facilities Column Are Included In The On-Campus Category. | | | | | | |



University of Phoenix - Memphis - Cordova 2010

| Offense | Year | On Campus Property | *Residential Facilities | Non Campus Property | Public Property | Optional Total |
|---|------|--------------------|-------------------------|---------------------|-----------------|----------------|
| Murder / Non-Negligent Manslaughter | 2010 | 0 | 0 | 0 | 0 | 0 |
| Negligent Manslaughter | 2010 | 0 | 0 | 0 | 0 | 0 |
| Sex Offenses, Forcible | 2010 | 0 | 0 | 0 | 0 | 0 |
| Sex Offenses, Non-Forcible | 2010 | 0 | 0 | 0 | 0 | 0 |
| Robbery | 2010 | 0 | 0 | 0 | 0 | 0 |
| Aggravated Assault | 2010 | 0 | 0 | 0 | 0 | 0 |
| Burglary | 2010 | 0 | 0 | 0 | 0 | 0 |
| Motor Vehicle Theft | 2010 | 1 | 0 | 0 | 0 | 1 |
| Arson | 2010 | 0 | 0 | 0 | 0 | 0 |
| Liquor Law Arrests | 2010 | 0 | 0 | 0 | 0 | 0 |
| Liquor Law Violations Referred For Disciplinary Action | 2010 | 0 | 0 | 0 | 0 | 0 |
| Drug Law Arrests | 2010 | 0 | 0 | 0 | 0 | 0 |
| Drug Law Violations Referred For Disciplinary Action | 2010 | 0 | 0 | 0 | 0 | 0 |
| Illegal Weapons Possession Arrests | 2010 | 0 | 0 | 0 | 0 | 0 |
| Illegal Weapons Possession Violations Referred For Disciplinary Action | 2010 | 0 | 0 | 0 | 0 | 0 |
| * Crime In The Residential Facilities Column Are Included In The On-Campus Category. | | | | | | |



University of Phoenix - Murfreesboro 2010

| Offense | Year | On Campus Property | *Residential Facilities | Non Campus Property | Public Property | Optional Total |
|--|------|--------------------|-------------------------|---------------------|-----------------|----------------|
| Murder / Non-Negligent Manslaughter | 2010 | 0 | 0 | 0 | 0 | 0 |
| Negligent Manslaughter | 2010 | 0 | 0 | 0 | 0 | 0 |
| Sex Offenses, Forcible | 2010 | 0 | 0 | 0 | 0 | 0 |
| Sex Offenses, Non-Forcible | 2010 | 0 | 0 | 0 | 0 | 0 |
| Robbery | 2010 | 0 | 0 | 0 | 0 | 0 |
| Aggravated Assault | 2010 | 0 | 0 | 0 | 0 | 0 |
| Burglary | 2010 | 0 | 0 | 0 | 0 | 0 |
| Motor Vehicle Theft | 2010 | 0 | 0 | 0 | 0 | 0 |
| Arson | 2010 | 0 | 0 | 0 | 0 | 0 |
| Liquor Law Arrests | 2010 | 0 | 0 | 0 | 0 | 0 |
| Liquor Law Violations Referred For Disciplinary Action | 2010 | 0 | 0 | 0 | 0 | 0 |
| Drug Law Arrests | 2010 | 0 | 0 | 0 | 0 | 0 |
| Drug Law Violations Referred For Disciplinary Action | 2010 | 0 | 0 | 0 | 0 | 0 |
| Illegal Weapons Possession Arrests | 2010 | 0 | 0 | 0 | 0 | 0 |
| Illegal Weapons Possession Violations Referred For Disciplinary Action | 2010 | 0 | 0 | 0 | 0 | 0 |

* Crime In The Residential Facilities Column Are Included In The On-Campus Category.



University of Phoenix - Nashville 2010

| Offense | Year | On Campus Property | *Residential Facilities | Non Campus Property | Public Property | Optional Total |
|--|------|--------------------|-------------------------|---------------------|-----------------|----------------|
| Murder / Non-Negligent Manslaughter | 2010 | 0 | 0 | 0 | 0 | 0 |
| Negligent Manslaughter | 2010 | 0 | 0 | 0 | 0 | 0 |
| Sex Offenses, Forcible | 2010 | 0 | 0 | 0 | 0 | 0 |
| Sex Offenses, Non-Forcible | 2010 | 0 | 0 | 0 | 0 | 0 |
| Robbery | 2010 | 0 | 0 | 0 | 0 | 0 |
| Aggravated Assault | 2010 | 0 | 0 | 0 | 0 | 0 |
| Burglary | 2010 | 0 | 0 | 0 | 0 | 0 |
| Motor Vehicle Theft | 2010 | 0 | 0 | 0 | 0 | 0 |
| Arson | 2010 | 0 | 0 | 0 | 0 | 0 |
| Liquor Law Arrests | 2010 | 0 | 0 | 0 | 0 | 0 |
| Liquor Law Violations Referred For Disciplinary Action | 2010 | 0 | 0 | 0 | 0 | 0 |
| Drug Law Arrests | 2010 | 0 | 0 | 0 | 0 | 0 |
| Drug Law Violations Referred For Disciplinary Action | 2010 | 0 | 0 | 0 | 0 | 0 |
| Illegal Weapons Possession Arrests | 2010 | 0 | 0 | 0 | 0 | 0 |
| Illegal Weapons Possession Violations Referred For Disciplinary Action | 2010 | 0 | 0 | 0 | 0 | 0 |
| * Crime In The Residential Facilities Column Are Included In The On-Campus Category. | | | | | | |



Vatterott Career College - Memphis 2010

| Offense | Year | On Campus Property | *Residential Facilities | Non Campus Property | Public Property | Optional Total |
|--|------|--------------------|-------------------------|---------------------|-----------------|----------------|
| Murder / Non-Negligent Manslaughter | 2010 | 0 | 0 | 0 | 0 | 0 |
| Negligent Manslaughter | 2010 | 0 | 0 | 0 | 0 | 0 |
| Sex Offenses, Forcible | 2010 | 0 | 0 | 0 | 0 | 0 |
| Sex Offenses, Non-Forcible | 2010 | 0 | 0 | 0 | 0 | 0 |
| Robbery | 2010 | 0 | 0 | 0 | 0 | 0 |
| Aggravated Assault | 2010 | 0 | 0 | 0 | 0 | 0 |
| Burglary | 2010 | 0 | 0 | 0 | 1 | 1 |
| Motor Vehicle Theft | 2010 | 0 | 0 | 0 | 0 | 0 |
| Arson | 2010 | 0 | 0 | 0 | 0 | 0 |
| Liquor Law Arrests | 2010 | 0 | 0 | 0 | 0 | 0 |
| Liquor Law Violations Referred For Disciplinary Action | 2010 | 0 | 0 | 0 | 0 | 0 |
| Drug Law Arrests | 2010 | 0 | 0 | 0 | 0 | 0 |
| Drug Law Violations Referred For Disciplinary Action | 2010 | 0 | 0 | 0 | 0 | 0 |
| Illegal Weapons Possession Arrests | 2010 | 0 | 0 | 0 | 0 | 0 |
| Illegal Weapons Possession Violations Referred For Disciplinary Action | 2010 | 0 | 0 | 0 | 0 | 0 |

* Crime In The Residential Facilities Column Are Included In The On-Campus Category.



West Tennessee Business College - Jackson 2010

| Offense | Year | On Campus Property | *Residential Facilities | Non Campus Property | Public Property | Optional Total |
|---|------|--------------------|-------------------------|---------------------|-----------------|----------------|
| Murder / Non-Negligent Manslaughter | 2010 | 0 | 0 | 0 | 0 | 0 |
| Negligent Manslaughter | 2010 | 0 | 0 | 0 | 0 | 0 |
| Sex Offenses, Forcible | 2010 | 0 | 0 | 0 | 0 | 0 |
| Sex Offenses, Non-Forcible | 2010 | 0 | 0 | 0 | 0 | 0 |
| Robbery | 2010 | 0 | 0 | 0 | 0 | 0 |
| Aggravated Assault | 2010 | 0 | 0 | 0 | 0 | 0 |
| Burglary | 2010 | 0 | 0 | 0 | 0 | 0 |
| Motor Vehicle Theft | 2010 | 0 | 0 | 0 | 0 | 0 |
| Arson | 2010 | 0 | 0 | 0 | 0 | 0 |
| Liquor Law Arrests | 2010 | 0 | 0 | 0 | 0 | 0 |
| Liquor Law Violations Referred For Disciplinary Action | 2010 | 0 | 0 | 0 | 0 | 0 |
| Drug Law Arrests | 2010 | 0 | 0 | 0 | 0 | 0 |
| Drug Law Violations Referred For Disciplinary Action | 2010 | 0 | 0 | 0 | 0 | 0 |
| Illegal Weapons Possession Arrests | 2010 | 0 | 0 | 0 | 0 | 0 |
| Illegal Weapons Possession Violations Referred For Disciplinary Action | 2010 | 0 | 0 | 0 | 0 | 0 |
| * Crime In The Residential Facilities Column Are Included In The On-Campus Category. | | | | | | |



TIBRS Group A Offense Definitions

1. Arson (200)

Definition – To unlawfully and intentionally damage, or attempt to damage, any real or personal property by fire or incendiary device.

2. Assault Offenses

Definition – An unlawful attack by one person upon another.

A. Aggravated Assault (13A)

Definition – An unlawful attack by one person upon another wherein the offender uses a weapon or displays it in a threatening manner, or the victim suffers obvious severe or aggravated bodily injury involving apparent broken bones, loss of teeth, possible internal injury, severe laceration or loss of consciousness.

B. Simple Assault (13B)

Definition – An unlawful physical attack by one person upon another where neither the offender displays a weapon, nor the victim suffers obvious severe or aggravated bodily injury involving apparent broken bones, loss of teeth, possible internal injury, severe laceration or loss of consciousness.

C. Intimidation (13C)

Definition – To unlawfully place another person in reasonable fear of bodily harm through the use of threatening words and/or other conduct, but without displaying a weapon or subjecting the victim to actual physical attack.

D. Stalking (13D)

Definition – To intentionally and repeatedly follow or harass another person in such a manner as would cause that person to be in reasonable fear of being assaulted, suffering bodily injury or death.

3. Bribery (510)

Definition – The offering, giving receiving or soliciting of any thing of value (i.e., a bribe, gratuity or kickback) to sway the judgment or action of a person in a position of trust or influence.

4. Burglary/Breaking and Entering (220)

Definition – The unlawful entry into a building or other structure with the intent to commit a felony or a theft.

5. Counterfeiting/Forgery (250)

Definition – The altering, copying or imitation of something, without authority or right, with the intent to deceive or defraud by passing the copy or thing altered or imitated as that which is original or genuine; or the selling, buying or possession of an altered, copied or imitated thing with the intent to deceive or defraud.

6. Vandalism Intentional Destruction/Damage of Property (290)

Definition – To willfully or maliciously destroy, damage, deface or otherwise injure real or personal property without the consent of the owner or the person having custody or control of it.

7. Drug/Narcotic Offenses

Definition – The violation of laws prohibiting the production, distribution, and/or use of certain controlled substances and the equipment or devices utilized in their preparation and/or use.

A. Drug/Narcotic Violations (35A)

Definition – The unlawful cultivation, manufacture, distribution, sale, purchase, use, possession, transportation or importation of any controlled drug or narcotic substance.

B. Drug Equipment Violations (35B)

Definition – The unlawful manufacture, sale, purchase, possession or transportation of equipment or devices utilized in preparing and/or using drugs or narcotics.

8. Embezzlement (270)

Definition – The unlawful misappropriation by an offender to his/her own use or purpose or money, property, or some other thing of value entrusted to his/her care, custody or control.

9. Extortion/Blackmail (210)

Definition – To unlawfully obtain money, property, or any other thing of value, either tangible or intangible, through the use or threat of force, misuse of authority, threat of criminal prosecution, threat of destruction of reputation or social standing or through other coercive means.

10. Fraud Offenses

Definition – The intentional perversion of the truth for the purpose of inducing another person or other entity in reliance upon it to part with some thing of value or surrender a legal right.

A. False Pretenses/Swindle/Confidence Game (26A)

Definition – The intentional misrepresentation of existing facts or conditions, or the use of some other deceptive scheme or device to obtain money, goods, or other things of value.

B. Credit Card/Automatic Teller Machine Fraud (26B)

Definition – The unlawful use of a credit or debit card or automatic teller machine for fraudulent purposes.

C. Impersonation (26C)

Definition – Falsely representing one's identity or position, and acting in the character or position thus unlawfully assumed, to deceive others and thereby gain a profit or advantage, enjoy some right or privilege, or subject another person or entity to an expense, charge, or liability which would not have otherwise been incurred.

D. Welfare Fraud (26D)

Definition – The use of deceitful statements, practices or devices to unlawfully obtain welfare benefits.

E. Wire Fraud (26E)

Definition – The use of an electric or electronic communications facility to intentionally transmit a false and/or deceptive message in furtherance of a fraudulent activity.

11. Gambling Offenses

Definition – To unlawfully bet or wager money or something else of value; assist, promote or operate a game of chance for money or some other stake; possess or transmit wagering information; manufacture, sell, purchase, possess or transport gambling equipment, devices or goods; or tamper with the outcome of a sporting event or contest to gain a gambling advantage.

A. Betting/Wagering (39A)

Definition – To unlawfully stake money or something else of value on the happening of an uncertain event or on the ascertainment of a fact in dispute.

B. Operating/Promoting/Assisting Gambling (39B)

Definition – To unlawfully operate, promote or assist in the operation of a game of chance, lottery or other gambling activity.

C. Gambling Equipment Violations (39C)

Definition – To unlawfully manufacture, sell, buy, possess or transport equipment, devices and/or goods used for gambling purposes.

D. Sports Tampering (39D)

Definition – To unlawfully alter, meddle in or otherwise interfere with a sporting contest or event for the purpose of gaining a gambling advantage.

12. Homicide Offenses

A. Murder and Nonnegligent Manslaughter (09A)

Definition – The willful (nonnegligent) killing of one human being by another.

B. Negligent Manslaughter (09B)

Definition – The killing of another person through negligence.

C. Justifiable Homicide (09C)

Definition – The killing of a perpetrator of a serious criminal offense by a peace officer in the line of duty; or the killing, during the commission of a serious criminal offense, of the perpetrator by a private individual.

* Justifiable homicide is not an actual offense and is not included in an agency's crime counts. Justifiable Homicide is not considered a crime.

13. Kidnapping/Abduction (100)

Definition – The unlawful seizure, transportation, and/or detention of a person against his/her will, or of a minor without the consent of his/her custodial parent(s) or legal guardian.

14. Larceny/Theft Offenses

Definition – The unlawful taking, carrying, leading or riding away of property from the possession, or constructive possession, of another person.

A. Pocket-Picking (23A)

Definition – The theft of articles from another person’s physical possession by stealth where the victim does not become immediately aware of the theft.

B. Purse Snatching (23B)

Definition – The grabbing or snatching of a purse, handbag, etc., from the physical possession of another person.

C. Shoplifting (23C)

Definition – The theft, by someone other than an employee of the victim, of goods or merchandise exposed for sale.

D. Theft from a Building (23D)

Definition – A theft from within a building which is either open to the general public or where the offender has legal access.

E. Theft from Coin-Operated Machine or Device (23E)

Definition – A theft from a machine or device which is operated or activated by the use of coins.

F. Theft from Motor Vehicle (23F)

Definition – The theft of articles from a motor vehicle, whether locked or unlocked.

G. Theft of Motor Vehicle Parts or Accessories (23G)

Definition – The theft of any part or accessory affixed to the interior or exterior of a motor vehicle in a manner which would make the item an attachment of the vehicle or necessary for its operation.

H. All Other Larceny (23H)

Definition – All thefts which do not fit any of the definitions of the specific subcategories of Larceny/Theft listed above.

15. Motor Vehicle Theft (240)

Definition – The theft of a motor vehicle.

16. Pornography/Obscene Material (370)

Definition – The violation of laws or ordinances prohibiting the manufacture, publishing, sale, purchase or possession of sexually explicit material, e.g., literature, photographs, etc.

17. Prostitution Offenses

A. Prostitution (40A)

Definition – To unlawfully engage in sexual relations for profit.

B. Assisting or Promoting Prostitution (40B)

Definition – To solicit customers or transport persons for prostitution purposes; to own, manage or operate a dwelling or other establishment for the purpose of providing a place where prostitution is performed; or to otherwise assist or promote prostitution.

18. Robbery (120)

Definition – The taking, or attempting to take, anything of value under confrontational circumstance from the control, custody or care of another person by force or threat of force or violence, and/or by putting the victim in fear of immediate harm.

19. Sex Offenses, Forcible

A. Forcible Rape (11A)

Definition – The carnal knowledge of a person, forcibly and/or against that person's will; or not forcibly or against the person's will where the victim is incapable of giving consent because of his/her youth or because of his/her temporary or permanent mental or physical incapacity.

B. Forcible Sodomy (11B)

Definition – Oral or anal sexual intercourse with another person, forcibly and/or against that person's will; or not forcibly or against the person's will where the victim is incapable of giving consent because of his/her youth or because of his/her temporary or permanent mental or physical incapacity.

C. Sexual Assault With An Object (11C)

Definition – To use an object or instrument to unlawfully penetrate, however slightly, the genital or anal opening of the body of another person, forcibly and/or against that person's will; or not forcibly or against the person's will where the victim is incapable of giving consent because of his/her youth or his/her temporary or permanent mental or physical incapacity.

D. Forcible Fondling (11D)

Definition – The touching of the private body parts of another person for the purpose of sexual gratification, forcibly and/or against that person’s will; or not forcibly or against the person’s will where the victim is incapable of giving consent because of his/her youth or because of his/her temporary or permanent mental or physical incapacity.

20. Sex Offenses, Nonforcible

Definition – Unlawful, Nonforcible sexual intercourse.

A. Incest (36A)

Definition – Nonforcible sexual intercourse between persons who are related to each other within the degrees wherein marriage is prohibited by law.

B. Statutory Rape (36B)

Definition – Nonforcible sexual intercourse with a person who is under the statutory age of consent.

Note: By Tennessee Statute the victim must be between ages 13-17 and the offender must be at least four years older than the victim for an offense to be classified as Statutory Rape.

21. Stolen Property Offense (280)

Definition – Receiving, buying, selling, possessing, concealing or transporting any property with the knowledge that it has been unlawfully taken, as by burglary, embezzlement, fraud, larceny, robbery, etc.

22. Weapon Law Violations (520)

Definition – The violation of laws or ordinances prohibiting the manufacture, sale, purchase, transportation, possession, concealment or use of firearms, cutting instruments, explosives, incendiary devices or other deadly weapons. This category includes violations such as the manufacture, sale or possession of deadly weapons; carrying deadly weapons, concealed or openly; using, manufacturing, etc., silencers; and furnishing deadly weapons to minors.

TIBRS Group B Offense Definitions

There are eleven Group B offense categories and they encompass all of the crimes which are not Group A offenses, with the exception of most traffic offenses which TIBRS does not collect information on.

1. Bad Checks (90A)

Definition – Knowingly and intentionally writing and/or negotiating checks drawn against insufficient or nonexistent funds.

2. Curfew/Loitering/Vagrancy Violations (90B)

Definition – The violation of a court order, regulation, ordinance or law requiring the withdrawal of persons from the streets or other specified areas; prohibiting persons from remaining in an area or place in an idle or aimless manner; or prohibiting persons from going from place to place without visible means of support.

3. Disorderly Conduct (90C)

Definition – Any behavior that tends to disturb the public peace or decorum, scandalize the community or shock the public sense of morality.

4. Driving Under the Influence (90D)

Definition – Driving or operating a motor vehicle or common carrier while mentally or physically impaired as the result of consuming an alcoholic beverage or using a drug or narcotic.

5. Drunkenness (90E)

Definition – To drink alcoholic beverages to the extent that one's mental faculties and physical coordination are substantially impaired.

6. Family Offense, Nonviolent (90F)

Definition – Unlawful, nonviolent acts by a family member (or legal guardian) which threaten the physical, mental or economic well-being or morals of another family member and which are not classifiable as other offenses, such as Assault, Incest, Statutory Rape, etc.

7. Liquor Law Violations (90G)

Definition – The violation of laws or ordinances prohibiting the manufacture, sale, purchase, transportation, possession or use of alcoholic beverages.

8. Peeping Tom (90H)

Definition – To secretly look through a window, doorway, keyhole or other aperture for the purpose of voyeurism.

9. Runaway (90I)

Definition – A person under 18 years of age who has left home without the permission of his/her parent(s) or legal guardian.

10. Trespass of Real Property (90J)

Definition – To unlawfully enter land, a dwelling or other real property.

11. All Other Offenses (90Z)

Definition – All crimes which are not Group A offenses and not included in one of the specifically named Group B crime categories listed above.

Includes: Contempt of Court, Failure to Appear, Violation of Probation / Parole.



Tennessee Bureau of Investigation
March 2011
